

Disclaimer

The following report(s) provides findings from an FDA-initiated query using Sentinel. While Sentinel queries may be undertaken to assess potential medical product safety risks, they may also be initiated for various other reasons. Some examples include determining a rate or count of an identified health outcome of interest, examining medical product use, exploring the feasibility of future, more detailed analyses within Sentinel, and seeking to better understand Sentinel capabilities.

Data obtained through Sentinel are intended to complement other types of evidence such as preclinical studies, clinical trials, postmarket studies, and adverse event reports, all of which are used by FDA to inform regulatory decisions regarding medical product safety. The information contained in this report is provided as part of FDA's commitment to place knowledge acquired from Sentinel in the public domain as soon as possible. Any public health actions taken by FDA regarding products involved in Sentinel queries will continue to be communicated through existing channels.

FDA wants to emphasize that the fact that FDA has initiated a query involving a medical product and is reporting findings related to that query does not mean that FDA is suggesting health care practitioners should change their prescribing practices for the medical product or that patients taking the medical product should stop using it. Patients who have questions about the use of an identified medical product should contact their health care practitioners.

The following report contains a description of the request, request specifications, and results from the modular program run(s).

If you are using a web page screen reader and are unable to access this document, please contact the Sentinel Operations Center for assistance at info@sentinelssystem.org.

Overview for Request cder_pmp_wp001

Request ID: cder_pmp_wp001

Request Description: The objective of this request was to describe the baseline and clinical characteristics of patients with various stages of COVID-19 and explore whether racial and/or ethnic disparities exist. COVID-19 stages included: tested, tested positive, case, hospitalized, and critically hospitalized.

Modular Program Tool Used: National Patient-Centered Clinical Research Network (PCORnet) Modular Program version 2.1 with the Baseline Characteristics, Laboratory and Clinical Observation Assessment, Geographic Assessment, Cohort Quality Analysis, and Vitals Modules

Data Source: We included data from 22 PCORnet DataMarts (DMs) in this report. We distributed this request on June 14, 2022.

Study Design: This request used a cross-sectional design by identifying a base cohort that included individuals with a diagnosis, prescription, or procedure record within the PCORnet network between April 1, 2020 and March 31, 2021, and using presence in that cohort as an inclusion criteria for five COVID-19 cohorts. COVID-19 cohorts indexed on the first evidence of the cohort eligibility criteria. *Please see Appendix E.3 for study design diagrams.*

Cohort Eligibility Criteria: We identified the following six cohorts (one base cohort and five COVID-19 cohorts). All patients were required to have at least one prescription, diagnosis, or procedure during the query period.

- 1) "All Eligible": Indexed on the first diagnosis, prescription, or procedure in the query period.
- 2) "Tested for COVID-19": Indexed on the first SARS-CoV-2 diagnostic laboratory test result in the query period.
- 3) "Tested Positive for COVID-19": Indexed on the first SARS-CoV-2 diagnostic laboratory test with a positive, detected, or presumptive positive result in the query period.
- 4) "COVID-19 Cases": Indexed on the first International Classification of Diseases, Tenth Revision, Clinical Modification (ICD-10-CM) U07.1 diagnosis record or SARS-CoV-2 diagnostic laboratory test with a result of positive, detected, presumptive positive, or SARS Coronavirus 2 in the query period.
- 5) "Hospitalized with COVID-19": Indexed on the first ICD-10-CM U07.1 diagnosis record in the inpatient or emergency department-to-inpatient encounter setting.
- 6) "Critically Hospitalized with COVID-19": Indexed on the first ICD-10-CM U07.1 diagnosis record in the inpatient or emergency department-to-inpatient encounter setting where the patient also had inpatient or emergency department-to-inpatient evidence of an intensive care unit (ICU) stay, extracorporeal membrane oxygenation (ECMO), mechanical ventilation, or renal replacement diagnosis with a renal replacement procedure from the day before index through 15 days after.

We included the following age groups in the cohorts: 0-17, 18-34, 35-54, 55-64, 65-74, 75-84, and 85+ years.

Please see Appendix A for the list of Logical Observation Identifiers Names and Codes (LOINC) and ICD-10-CM codes used to define exposures and health events of interest for this request.

Please see Appendix B for the list of ICD-10-CM, International Classification of Diseases, Tenth Revision, Procedure Coding System (ICD-10-PCS), Revenue, Healthcare Common Procedure Coding System (HCPCS), and Current Procedural Terminology (CPT) codes used to define inclusion and exclusion criteria for this request.

Overview for Request cder_pmp_wp001

Characteristics: We assessed the following characteristics:

Health Characteristics:

- 1) On the index date : age, sex, race, Hispanic origin, month and year, Census Bureau region, urbanicity, and socioeconomic status. Urbanicity derived from the 33 2010 Rural-Urban Commuting Area (RUCA) codes,¹ which measure population density, urbanization, and daily commuting. Socioeconomic status is measured with the Social Deprivation Index (SDI),² which is a composite measure of area-level deprivation based on seven demographic characteristics collected by census tract in the American Community Survey. Areas with higher percentile SDI scores have higher levels of social deprivation relative to other areas. We categorized the SDI into quartiles (scores range from 0-100%) where Q4 indicates the highest level of
- 2) In the 183 days before through one day before the index date : combined comorbidity score, asthma, any cancer, chronic obstructive pulmonary disease, obesity, chronic kidney disease, diabetes mellitus, hypertension, liver disease, vascular disease, congestive heart failure, coronary artery disease, solid organ transplant, blood stem cell transplant, human immunodeficiency virus (HIV), smoking, neurologic conditions, sickle cell disease, drug or alcohol abuse/dependence, pulmonary conditions (including acute respiratory distress syndrome [ARDS], acute respiratory failure, pneumonia, and chronic respiratory failure), cystic fibrosis, interstitial lung disease, immunosuppressants, immune modulators, glucocorticoids (systemic, non-systemic, inhaled, ophthalmic, and topical), and chemotherapy, medical and drug utilization.
- 3) In the 30 days before through the index date : angiotensin converting enzyme (ACE) inhibitor prescription, ACE inhibitor dispensing, angiotensin-II receptor blocker (ARB) prescription, ARB dispensing, vasopressor prescription, vasopressor dispensing
- 4) In the one day before through 14 days after the index date : azithromycin, baricitinib, cough, diarrhea, dyspnea/shortness of breath, fever with and without chills, headache, hemodialysis/filtration, high-flow nasal oxygen, hydroxychloroquine, Interleukin 1 (IL-1) inhibitors, ivermectin, malaise/fatigue, monoclonal antibodies, multi-system inflammatory syndrome, myalgia, nasal congestion, nausea or vomiting, remdesivir, smell/taste disturbance, sore throat, supplemental oxygen, systemic glucocorticoids, and tocilizumab
- 5) In the seven days before through one day after the index date : SARS-CoV-2 diagnostic laboratory test result, COVID diagnosis, hospitalization for COVID
- 6) At any point in the query period : Death

Laboratory Results:

We assessed the following characteristics from the day before through 14 days after the index date: absolute lymphocyte count, alanine, aspartate, bilirubin (total, direct, and indirect), B-type natriuretic peptide (BNP), creatine phosphokinase (CPK), c-reactive protein (CRP), D-dimer, ferritin, lactate dehydrogenase (LDH), platelet count, procalcitonin, prothrombin time/international normalized ratio (PT/INR), sodium, troponin I (standard and high sensitivity), venous lactate, vitamin D, and white blood cell count.

Clinical Observations:

We assessed the following characteristics from the day before through 14 days after the index date: abnormal blood pressure, body temperature, heart rate, oxygen saturation, and respiratory rate.

Overview for Request cder_pmp_wp001

Please see Appendix C.1 for the list of RxNorm Concept Unique Identifier (RXCUI), LOINC, ICD-10-CM, ICD-10-PCS, HCPCS, and CPT codes used to define baseline, laboratory result, and clinical observations characteristics for this request; Appendix C.2 for the list of generic and brands names of medical products used to define baseline characteristics for this request; and Appendix D for the mapping of 5-digit zip code to urbanicity and socioeconomic status category. Overall and characteristics specifications can be found in Appendices E.1 and E.2.

We assessed smoking status and body mass index (BMI) in the 183 days prior to the index date. BMI categories are stratified by age and reported as underweight, normal weight, overweight/obese, severely obese, and “BMI other” or missing and are derived using standard definitions for the different age groups (less than two years of age, between two and 19 years of age, and greater than or equal to 20 years of age).

Limitations: Algorithms to define exposures are imperfect and may be misclassified. Electronic health record (EHR) data lack a consistent definition of enrollment and we are therefore unable to confirm that all elements of a patient's care are captured within the given health system. As a result, misclassification may occur. Data should be interpreted with these limitations in mind.

Notes: Please contact the Sentinel Operations Center (info@sentinelssystem.org) for questions.

¹ *RUCA codes developed by U.S. Department of Agriculture, Economic Research Service, 2010 (<https://www.ers.usda.gov/data-products/rural-urban-commuting-area-codes/documentation/>). Classification derived from University of Washington Rural Health Research Center (<https://depts.washington.edu/uwruca/ruca-maps.php>).*

² *SDI originally developed by Butler et. al., 2012 (<https://doi.org/10.1111/j.1475-6773.2012.01449.x>) and updated in 2015 (<https://www.graham-center.org/content/brand/rgc/maps-data-tools/social-deprivation-index.html>).*

Table of Contents

| | |
|----------------------------|--|
| <u>Glossary</u> | List of Terms Found in this Report and their Definitions |
| <u>Table 1a</u> | Baseline Characteristics for Patients with Any Diagnosis, Procedure, or Prescription from April 1, 2020 to March 21, 2021, Overall and by Race |
| <u>Table 1b</u> | Baseline Characteristics for Patients Test for COVID-19 from April 1, 2020 to March 21, 2021, Overall and by Race |
| <u>Table 1c</u> | Baseline Characteristics for Patients with a Positive Test for COVID from April 1, 2020 to March 21, 2021, Overall and by Race |
| <u>Table 1d</u> | Baseline Characteristics for Patients with COVID-19 from April 1, 2020 to March 21, 2021, Overall and by Race |
| <u>Table 1e</u> | Baseline Characteristics for Patients Hospitalized with COVID-19 from April 1, 2020 to March 21, 2021, Overall and by Race |
| <u>Table 1f</u> | Baseline Characteristics for Patients Hospitalized with Critical COVID-19 from April 1, 2020 to March 21, 2021, Overall and by Race |
| <u>Table 2</u> | Summary of COVID-19 Outcomes of Interest, by Race |
| <u>Table 3</u> | Summary of COVID-19 Outcomes of Interest, by Ethnicity |
| <u>Table 4</u> | Summary of COVID-19 Outcomes of Interest, by Race and Month |
| <u>Table 5</u> | Summary of COVID-19 Outcomes of Interest, by Ethnicity and Month |
| <u>Table 6</u> | Summary of Death Sources Among Patients with COVID-19 Outcomes who had a Death Record in the Query Period |
| <u>Appendix A</u> | List of Logical Observation Identifiers Names and Codes (LOINC) and International Classification of Diseases, Tenth Revision, Clinical Modification (ICD-10-CM) Codes Used to Define Index Events for this Request |
| <u>Appendix B</u> | List of International Classification of Diseases, Tenth Revision, Clinical Modification (ICD-10-CM), International Classification of Diseases, Tenth Revision, Procedure Coding System (ICD-10-PCS), Revenue, Healthcare Common Procedure Coding System (HCPCS), and Current Procedural Terminology (CPT) Codes Used to Define Inclusion and Exclusion Criteria for this Request |
| <u>Appendix C.1</u> | List of RxNorm Concept Unique Identifier (RXCUI), Logical Observation Identifiers Names and Codes (LOINC), International Classification of Diseases, Tenth Revision, Clinical Modification (ICD-10-CM), International Classification of Diseases, Tenth Revision, Procedure Coding System (ICD-10-PCS), Healthcare Common Procedure Coding System (HCPCS), and Current Procedural Terminology (CPT) Codes Used to Define Baseline Characteristics for this Request |
| <u>Appendix C.2</u> | List of Generic and Brand Names of Medical Products Used to Define Baseline Characteristics for this Request |
| <u>Appendix D</u> | List of 5-Digit Zip Codes and Mapping to Urban and Socioeconomic Status Categories |
| <u>Appendix E.1</u> | Specifications for this Request |
| <u>Appendix E.2</u> | Baseline, Clinical Observation, and Laboratory Test Result Characteristics for this Request |
| <u>Appendix E.3</u> | Design Diagrams for this Request |

Glossary of Terms for Analyses Using PCORnet Modular Program (PMP) Tool

Health Event of Interest (HEI) - the HEI represents the index exposure or health event that should be used to define the cohort. All patients within a cohort will be required to have the HEI. Cohorts can be further refined or restricted through the use of inclusion/exclusion criteria.

Query Period - the time range from the start of the query identification period to the end of the query identification period. The identification of HEIs is restricted to the query period. Identification of inclusion/exclusion criteria, covariates and vital measures are **NOT** restricted to the query period.

Enrollment Requirement - indicates the parameter options used to define enrollment, based on the encounters table.

EB1 - Patients must have at least one encounter within a specified query period.

EB2 - Patients must have a minimum number of records in the specified query period, with a minimum number of days between the first and last encounter. Users can indicate if records can come from any combination of encounter, diagnosis, procedure, dispensing, prescribing, or lab result tables. For encounter, diagnosis and procedure records, users have the option to limit valid records to specific care settings.

"Patients must have at least two encounters of an ambulatory (AV) or inpatient (IP) encounter type between 01/01/2015-12/31/2016, with at least sixty days between the first and last encounter."

EB2 Number - Number of records to be included in denominator (exposed and unexposed population). This parameter is only applied when an EB2 enrollment definition is selected.

EB2 List - Can be used to limit identification of enrollment proxy records to specific care settings. Can only be defined when the EB2 Table is set to a combination of encounter, diagnosis, or procedure tables. Acceptable values are listed under "Care Setting" in this document. This parameter is only applied when an EB2 enrollment definition is selected.

EB2 Days - Minimum number of days between first and last record. This parameter is only applied when an EB2 enrollment definition is selected.

EB2 Table - Indicates which CDM table should be checked for contributing records. This parameter is only applied when an EB2 enrollment definition is selected.

Age Group - parameter for restricting the cohort of interest to certain age groups and specifying age group stratification in result tables.

Age Calculation - indicates which method of calculation will be used for patient age.

Fixed (F) - age calculated on last day of query period.

Index (I) - age calculated at date of HEI index event.

Sex - optional sex categories for stratification in result tables. Users should specify which specific groups they would like included as separate strata. All patients whose sex does not fall into one of these categories will be categorized as "Other"

Ambiguous (A)

Female (F)

Male (M)

No Information (NI)

Unknown (UN)

Other (OT)

Race - optional race categories for stratification in result tables. Users should specify which specific groups they would like included as separate strata. All patients whose race does not fall into one of these categories will be categorized as "Other"

American Indian or Alaska Native (01)

Asian (02)

Black or African American (03)

Native Hawaiian or Other Pacific Islander (04)

White (05)

Multiple Race (06)

Refuse to Answer (07)

No Information (NI)

Glossary of Terms for Analyses Using PCORnet Modular Program (PMP) Tool

Unknown (UN)

Other (OT)

Hispanic - optional ethnicity categories for stratification in result tables. Users should specify which specific groups they would like included as separate strata. All patients whose ethnicity does not fall into one of these categories will be categorized as "Other"

Yes (Y)

No (N)

Refuse to Answer (R)

No Information (NI)

Unknown (UN)

Other (OT)

Difference Table - The difference table captures patients who meet all enrollment proxy and inclusion/exclusion criteria and have at least one valid record within the same CDM tables as the HEI-defining codelists, but who DO NOT have an HEI code. These patients are intended to serve as a rough proxy for an unexposed population. However, limitations of Electronic Health Record systems should be considered when results interpreting this group.

Cohort Quality Assessment Module - Cohort Quality Assessment is an optional module that can be run on the numerator and the difference table populations to perform data quality and availability assessments. CQA will output counts, distributions, and frequencies on any of the variables within the PCORnet CDM tables. Cross-variable checks are also permitted within CDM tables (e.g. a distribution of result_number by result_unit can be requested in the Lab Result table.) Data assessments will be limited to the cohorts formed using PMP functionality. Users can limit checks to specific calendar-based time periods (e.g. 2016-2017) and to code lists of interest (e.g. provide a distribution of result_num values for records with an HbA1c LOINC code in the Lab Result table.)

Counts - returns counts of all qualifying records, and of all unique patients with qualifying records in a given table, limited by specified criteria. Counts can be performed against ID variables within the PCORnet CDM.

"What is the count of unique and all patient IDs in records in the Diagnosis table, limited to records for Diabetes or Heart Failure diagnosis?"

Frequency - returns frequency of values occurring for a specified variable. Frequencies can be performed against categorical variables within the PCORnet CDM.

"How frequently are each dose ordered unit value occurring in Warfarin prescribing records?"

Distribution - returns percentile-based summary statistics. Distributions can be performed against numeric variables within the PCORnet CDM.

"What is the distribution of warfarin dose ordered in prescribing records when the dose ordered unit is mg?"

Baseline Table (Covariate Assessment) Module - Baseline Table is an optional module that can be run to generate a Table 1 for your PMP-formed cohort. Users can indicate a list of covariates and the baseline table will provide counts and percentage of your PMP-formed cohort who have the covariate of interest. Covariates can be identified in a time period relative to your HEI date (e.g. in the 365 days prior to the HEI) or within a set period of calendar time (e.g. in 2016).

"Of the patients with a Heart Failure primary diagnosis in 2017, how many had a Diabetes diagnosis in the previous year?"

Vitals Module - Vitals module is an optional module that further stratifies cohorts based on vitals records, including height, weight, BMI, smoking and tobacco use statuses. Users will indicate a period relative to the HEI date in which to identify vital records and the program will search for the vital record closest to the index date and classify according to user-requested stratifications. Vital measures can be cross-stratified against certain demographic data, including age, sex, race, and ethnicity.

"What is the BMI distribution of patients who had a Diabetes diagnosis record in 2015?"

*all terms may not be used in this report

Table 1a. Baseline Characteristics for Patients with Any Diagnosis, Procedure, or Prescription from April 1, 2020 to March 21, 2021, Overall and by Race

| | All Patients | | American Indian or Alaska Native | | Asian | | Black or African American | |
|---|--------------|--------------------|----------------------------------|--------------------|---------|--------------------|---------------------------|--------------------|
| | Number | Percent | Number | Percent | Number | Percent | Number | Percent |
| Number of unique patients | 11,421,048 | | 45,227 | | 364,043 | | 1,632,358 | |
| Age (years) | Mean | Standard Deviation | Mean | Standard Deviation | Mean | Standard Deviation | Mean | Standard Deviation |
| Mean Age | 41.3 | 22.1 | 37.7 | 20.8 | 36.4 | 20.3 | 36.5 | 20.2 |
| | Number | Percent | Number | Percent | Number | Percent | Number | Percent |
| 0-5 | 990,887 | 8.7% | 3,913 | 8.7% | 40,860 | 11.2% | 182,641 | 11.2% |
| 6-11 | 690,904 | 6.0% | 3,060 | 6.8% | 25,872 | 7.1% | 120,018 | 7.4% |
| 12-18 | 924,150 | 8.1% | 3,842 | 8.5% | 27,437 | 7.5% | 151,828 | 9.3% |
| 19-29 | 1,413,427 | 12.4% | 6,458 | 14.3% | 48,559 | 13.3% | 227,372 | 13.9% |
| 30-39 | 1,369,224 | 12.0% | 6,670 | 14.7% | 62,799 | 17.3% | 210,400 | 12.9% |
| 40-49 | 1,300,435 | 11.4% | 6,257 | 13.8% | 51,562 | 14.2% | 199,063 | 12.2% |
| 50-64 | 2,321,202 | 20.3% | 8,977 | 19.8% | 58,672 | 16.1% | 323,296 | 19.8% |
| 65-74 | 1,427,656 | 12.5% | 4,119 | 9.1% | 29,269 | 8.0% | 142,124 | 8.7% |
| 75+ | 983,163 | 8.6% | 1,931 | 4.3% | 19,013 | 5.2% | 75,616 | 4.6% |
| Sex | | | | | | | | |
| Female | 6,353,036 | 55.6% | 26,253 | 58.0% | 208,638 | 57.3% | 945,557 | 57.9% |
| Male | 5,068,012 | 44.4% | 18,974 | 42.0% | 155,405 | 42.7% | 686,801 | 42.1% |
| Race | | | | | | | | |
| American Indian or Alaska Native | 45,227 | 0.4% | 45,227 | 100.0% | 0 | 0.0% | 0 | 0.0% |
| Asian | 364,043 | 3.2% | 0 | 0.0% | 364,043 | 100.0% | 0 | 0.0% |
| Black or African American | 1,632,358 | 14.3% | 0 | 0.0% | 0 | 0.0% | 1,632,358 | 100.0% |
| Native Hawaiian or Other Pacific Islander | 19,041 | 0.2% | 0 | 0.0% | 0 | 0.0% | 0 | 0.0% |
| White | 7,684,693 | 67.3% | 0 | 0.0% | 0 | 0.0% | 0 | 0.0% |
| Other | 671,053 | 5.9% | 0 | 0.0% | 0 | 0.0% | 0 | 0.0% |
| Missing | 1,004,633 | 8.8% | 0 | 0.0% | 0 | 0.0% | 0 | 0.0% |
| Hispanic | | | | | | | | |
| Yes | 1,333,522 | 11.7% | 10,438 | 23.1% | 7,070 | 1.9% | 38,696 | 2.4% |
| No | 9,047,877 | 79.2% | 32,984 | 72.9% | 337,862 | 92.8% | 1,522,364 | 93.3% |
| Other | ***** | ***** | 364 | 0.8% | 5,691 | 1.6% | 32,938 | 2.0% |
| Missing | ***** | ***** | 1,441 | 3.2% | 13,420 | 3.7% | 38,360 | 2.3% |

Table 1a. Baseline Characteristics for Patients with Any Diagnosis, Procedure, or Prescription from April 1, 2020 to March 21, 2021, Overall and by Race

| | All Patients | | American Indian or Alaska Native | | Asian | | Black or African American | |
|--------------------------------|--------------|---------|----------------------------------|---------|---------|---------|---------------------------|---------|
| | Number | Percent | Number | Percent | Number | Percent | Number | Percent |
| Index Year | | | | | | | | |
| 2020 | 9,677,500 | 84.7% | 38,463 | 85.0% | 304,627 | 83.7% | 1,371,321 | 84.0% |
| 2021 | 1,743,548 | 15.3% | 6,764 | 15.0% | 59,416 | 16.3% | 261,037 | 16.0% |
| Index Month and Year | | | | | | | | |
| Apr-20 | 2,067,305 | 18.1% | 8,695 | 19.2% | 51,971 | 14.3% | 305,418 | 18.7% |
| May-20 | 1,403,108 | 12.3% | 5,746 | 12.7% | 39,377 | 10.8% | 198,820 | 12.2% |
| Jun-20 | 1,363,416 | 11.9% | 5,275 | 11.7% | 41,334 | 11.4% | 184,356 | 11.3% |
| Jul-20 | 1,036,641 | 9.1% | 3,977 | 8.8% | 33,641 | 9.2% | 144,509 | 8.9% |
| Aug-20 | 943,924 | 8.3% | 3,742 | 8.3% | 32,829 | 9.0% | 133,655 | 8.2% |
| Sep-20 | 828,416 | 7.3% | 3,168 | 7.0% | 29,936 | 8.2% | 116,521 | 7.1% |
| Oct-20 | 818,212 | 7.2% | 3,035 | 6.7% | 31,747 | 8.7% | 113,817 | 7.0% |
| Nov-20 | 656,346 | 5.7% | 2,552 | 5.6% | 22,710 | 6.2% | 91,683 | 5.6% |
| Dec-20 | 560,132 | 4.9% | 2,273 | 5.0% | 21,082 | 5.8% | 82,542 | 5.1% |
| Jan-21 | 591,745 | 5.2% | 2,142 | 4.7% | 19,623 | 5.4% | 85,739 | 5.3% |
| Feb-21 | 520,100 | 4.6% | 1,885 | 4.2% | 16,869 | 4.6% | 78,636 | 4.8% |
| Mar-21 | 631,703 | 5.5% | 2,737 | 6.1% | 22,924 | 6.3% | 96,662 | 5.9% |
| Census Bureau Region | | | | | | | | |
| Northeast | 989,820 | 8.7% | 4,364 | 9.6% | 54,347 | 14.9% | 182,374 | 11.2% |
| Midwest | 2,919,648 | 25.6% | 15,927 | 35.2% | 73,049 | 20.1% | 268,953 | 16.5% |
| South | 3,869,556 | 33.9% | 13,041 | 28.8% | 117,762 | 32.3% | 656,271 | 40.2% |
| West | 551,207 | 4.8% | 4,450 | 9.8% | 16,763 | 4.6% | 12,301 | 0.8% |
| Other | 830 | 0.0% | ***** | ***** | 16 | 0.0% | 190 | 0.0% |
| Missing | 3,089,987 | 27.1% | ***** | ***** | 102,106 | 28.0% | 512,269 | 31.4% |
| Rural/Urban¹ | | | | | | | | |
| Isolated | 184,650 | 1.6% | 1,054 | 2.3% | 523 | 0.1% | 4,794 | 0.3% |
| Large Rural | 575,824 | 5.0% | 2,528 | 5.6% | 5,242 | 1.4% | 36,312 | 2.2% |
| Small Rural | 297,294 | 2.6% | 1,541 | 3.4% | 1,212 | 0.3% | 19,802 | 1.2% |
| Urban | 7,777,340 | 68.1% | 33,415 | 73.9% | 255,336 | 70.1% | 1,176,787 | 72.1% |
| Missing | 2,585,940 | 22.6% | 6,689 | 14.8% | 101,730 | 27.9% | 394,663 | 24.2% |

Table 1a. Baseline Characteristics for Patients with Any Diagnosis, Procedure, or Prescription from April 1, 2020 to March 21, 2021, Overall and by Race

| | All Patients | | American Indian or Alaska Native | | Asian | | Black or African American | |
|--|--------------|---------|----------------------------------|---------|---------|---------|---------------------------|---------|
| | Number | Percent | Number | Percent | Number | Percent | Number | Percent |
| SES² | | | | | | | | |
| Q1 | 2,942,721 | 25.8% | 11,104 | 24.6% | 99,528 | 27.3% | 144,208 | 8.8% |
| Q2 | 2,096,718 | 18.4% | 8,089 | 17.9% | 62,136 | 17.1% | 192,036 | 11.8% |
| Q3 | 1,937,502 | 17.0% | 7,640 | 16.9% | 50,903 | 14.0% | 280,773 | 17.2% |
| Q4 | 1,856,887 | 16.3% | 11,698 | 25.9% | 49,727 | 13.7% | 620,418 | 38.0% |
| Missing | 2,587,220 | 22.7% | 6,696 | 14.8% | 101,749 | 27.9% | 394,923 | 24.2% |
| Patient Vitals | | | | | | | | |
| BMI by Age: 0-1 years³ | | | | | | | | |
| Underweight (<2.3rd percentile) | 10,361 | 2.2% | 31 | 1.8% | 515 | 2.6% | 2,483 | 2.8% |
| Normal weight (2.3rd - <97.7th percentile) | 98,923 | 20.7% | 553 | 31.3% | 4,881 | 24.4% | 20,096 | 22.3% |
| Overweight/obese (97.7th - <99th percentile) | 3,857 | 0.8% | ***** | ***** | 107 | 0.5% | 798 | 0.9% |
| Severely obese (>=99th percentile) | 6,797 | 1.4% | 50 | 2.8% | 170 | 0.8% | 1,503 | 1.7% |
| All Other BMI Values | 0 | 0.0% | ***** | ***** | ***** | ***** | ***** | ***** |
| BMI Missing | 358,262 | 74.9% | ***** | ***** | ***** | ***** | ***** | ***** |
| BMI by Age: 2-5 years | | | | | | | | |
| Underweight (<5th percentile) | 5,086 | 1.0% | ***** | ***** | 400 | 1.9% | 1,178 | 1.3% |
| Normal weight (5th - <85th percentile) | 58,531 | 11.4% | 424 | 19.7% | 2,746 | 13.2% | 10,914 | 11.8% |
| Overweight (85th - <95th percentile) | 13,357 | 2.6% | 113 | 5.3% | 388 | 1.9% | 2,491 | 2.7% |
| Obese (95th - <120% of 95th percentile) | 10,536 | 2.1% | 125 | 5.8% | 309 | 1.5% | 2,110 | 2.3% |
| Severely obese (>=120% of 95th percentile) | 1,854 | 0.4% | ***** | ***** | 43 | 0.2% | 437 | 0.5% |
| All Other BMI Values | 204 | 0.0% | ***** | ***** | ***** | ***** | ***** | ***** |
| BMI Missing | 423,119 | 82.5% | ***** | ***** | ***** | ***** | ***** | ***** |
| BMI by Age: 6-11 years | | | | | | | | |
| Underweight (<5th percentile) | 5,160 | 0.7% | ***** | ***** | 341 | 1.3% | 787 | 0.7% |

Table 1a. Baseline Characteristics for Patients with Any Diagnosis, Procedure, or Prescription from April 1, 2020 to March 21, 2021, Overall and by Race

| | All Patients | | American Indian or Alaska Native | | Asian | | Black or African American | |
|--|--------------|---------|----------------------------------|---------|--------|---------|---------------------------|---------|
| | Number | Percent | Number | Percent | Number | Percent | Number | Percent |
| Normal weight (5th - <85th percentile) | 67,553 | 9.8% | 410 | 13.4% | 2,282 | 8.8% | 11,336 | 9.4% |
| Overweight (85th - <95th percentile) | 16,472 | 2.4% | 150 | 4.9% | 466 | 1.8% | 3,107 | 2.6% |
| Obese (95th - <120% of 95th percentile) | 13,559 | 2.0% | 181 | 5.9% | 333 | 1.3% | 2,817 | 2.3% |
| Severely obese (>=120% of 95th percentile) | 7,633 | 1.1% | 68 | 2.2% | 107 | 0.4% | 2,012 | 1.7% |
| All Other BMI Values | 240 | 0.0% | ***** | ***** | ***** | ***** | ***** | ***** |
| BMI Missing | 580,287 | 84.0% | ***** | ***** | ***** | ***** | ***** | ***** |
| BMI by Age: 12-17 years | | | | | | | | |
| Underweight (<5th percentile) | 5,424 | 0.7% | 12 | 0.4% | 245 | 1.0% | 666 | 0.5% |
| Normal weight (5th - <85th percentile) | 78,081 | 9.9% | 350 | 10.7% | 2,227 | 9.4% | 10,921 | 8.4% |
| Overweight (85th - <95th percentile) | 22,380 | 2.8% | 143 | 4.4% | 485 | 2.1% | 3,707 | 2.9% |
| Obese (95th - <120% of 95th percentile) | 17,627 | 2.2% | 121 | 3.7% | 310 | 1.3% | 3,235 | 2.5% |
| Severely obese (>=120% of 95th percentile) | 13,053 | 1.7% | 91 | 2.8% | 118 | 0.5% | 3,202 | 2.5% |
| All Other BMI Values | 320 | 0.0% | ***** | ***** | ***** | ***** | ***** | ***** |
| BMI Missing | 651,189 | 82.6% | ***** | ***** | ***** | ***** | ***** | ***** |
| BMI by Age: 18-19 years | | | | | | | | |
| Underweight (<5th percentile) | 1,916 | 0.7% | ***** | ***** | 77 | 1.0% | 281 | 0.6% |
| Normal weight (5th - <85th percentile) | 23,910 | 8.9% | 99 | 9.0% | 678 | 9.1% | 3,637 | 8.3% |
| Overweight (85th - <95th percentile) | 7,029 | 2.6% | 38 | 3.5% | 131 | 1.8% | 1,309 | 3.0% |

Table 1a. Baseline Characteristics for Patients with Any Diagnosis, Procedure, or Prescription from April 1, 2020 to March 21, 2021, Overall and by Race

| | All Patients | | American Indian or Alaska Native | | Asian | | Black or African American | |
|---|--------------|---------|----------------------------------|---------|---------|---------|---------------------------|---------|
| | Number | Percent | Number | Percent | Number | Percent | Number | Percent |
| Obese (95th - <120% of 95th percentile) | 5,119 | 1.9% | 40 | 3.6% | 70 | 0.9% | 1,111 | 2.5% |
| Severely obese (>=120% of 95th percentile) | 3,737 | 1.4% | 24 | 2.2% | 37 | 0.5% | 996 | 2.3% |
| All Other BMI Values | 74 | 0.0% | ***** | ***** | ***** | ***** | ***** | ***** |
| BMI Missing | 225,599 | 84.4% | ***** | ***** | ***** | ***** | ***** | ***** |
| BMI by Age: 20-65+ years | | | | | | | | |
| Underweight (<18.5 kg/m2) | 34,131 | 0.4% | 118 | ***** | 1,714 | 0.6% | 4,528 | 0.4% |
| Normal weight (18.5 - <25 kg/m2) | 517,692 | 6.0% | 1,965 | 5.8% | 23,748 | 8.9% | 53,350 | 4.6% |
| Overweight (25 - <30 kg/m2) | 665,388 | 7.7% | 2,701 | 8.0% | 18,885 | 7.1% | 80,436 | 7.0% |
| Obese (>=30 kg/m2) | 912,649 | 10.5% | 4,147 | 12.2% | 10,035 | 3.8% | 164,641 | 14.2% |
| BMI Missing | 6,553,939 | 75.5% | 24,938 | 73.6% | 211,921 | 79.6% | 853,572 | 73.8% |
| Smoking Status | | | | | | | | |
| Current every day smoker | 149,752 | 1.3% | 830 | 1.8% | 1,352 | 0.4% | 27,395 | 1.7% |
| Current some day smoker | 31,828 | 0.3% | 173 | 0.4% | 451 | 0.1% | 8,737 | 0.5% |
| Former smoker | 494,093 | 4.3% | 2,024 | 4.5% | 5,565 | 1.5% | 48,906 | 3.0% |
| Never smoker | 1,187,259 | 10.4% | 4,618 | 10.2% | 32,054 | 8.8% | 136,116 | 8.3% |
| Smoker, current status unknown | 13,692 | 0.1% | 46 | 0.1% | 242 | 0.1% | 1,096 | 0.1% |
| Unknown if ever smoked | 7,981 | 0.1% | 29 | 0.1% | 337 | 0.1% | 1,085 | 0.1% |
| Heavy tobacco smoker | 7,438 | 0.1% | ***** | ***** | ***** | ***** | 805 | 0.0% |
| Light tobacco smoker | 15,406 | 0.1% | 97 | 0.2% | 252 | 0.1% | 2,743 | 0.2% |
| No information | 744,343 | 6.5% | 3,108 | 6.9% | 21,687 | 6.0% | 140,043 | 8.6% |
| Other | 64,085 | 0.6% | 639 | 1.4% | 1,298 | 0.4% | 5,871 | 0.4% |
| Unknown | 70,730 | 0.6% | 352 | 0.8% | 2,714 | 0.7% | 15,531 | 1.0% |
| All Other Smoking Values | 0 | 0.0% | 0 | 0.0% | 0 | 0.0% | 0 | 0.0% |
| Smoking Missing | 8,634,441 | 75.6% | 33,281 | 73.6% | 298,056 | 81.9% | 1,244,030 | 76.2% |
| Recorded History Of Prior to Index Event (-183, -1 days) | | | | | | | | |
| Combined comorbidity raw score | 0.2 | | 0.2 | | 0.1 | | 0.2 | |
| Asthma | 196,213 | 1.7% | 993 | 2.2% | 3,870 | 1.1% | 45,063 | 2.8% |
| Any Cancer | 272,425 | 2.4% | 946 | 2.1% | 5,021 | 1.4% | 28,768 | 1.8% |

Table 1a. Baseline Characteristics for Patients with Any Diagnosis, Procedure, or Prescription from April 1, 2020 to March 21, 2021, Overall and by Race

| | All Patients | | American Indian or Alaska Native | | Asian | | Black or African American | |
|--|--------------|---------|----------------------------------|---------|--------|---------|---------------------------|---------|
| | Number | Percent | Number | Percent | Number | Percent | Number | Percent |
| Chronic Obstructive Pulmonary Disease (COPD) | 147,368 | 1.3% | 548 | 1.2% | 1,705 | 0.5% | 20,444 | 1.3% |
| Obesity | 327,571 | 2.9% | 1,723 | 3.8% | 2,978 | 0.8% | 67,882 | 4.2% |
| Chronic Kidney Disease | 263,437 | 2.3% | 1,204 | 2.7% | 5,462 | 1.5% | 48,846 | 3.0% |
| Diabetes Mellitus | 450,685 | 3.9% | 2,499 | 5.5% | 12,347 | 3.4% | 86,416 | 5.3% |
| Hypertension | 922,756 | 8.1% | 3,454 | 7.6% | 18,086 | 5.0% | 164,663 | 10.1% |
| Liver Disease | 102,376 | 0.9% | 626 | 1.4% | 3,225 | 0.9% | 13,433 | 0.8% |
| Vascular Disease | 619,137 | 5.4% | 2,094 | 4.6% | 10,022 | 2.8% | 77,676 | 4.8% |
| Congestive Heart Failure | 120,880 | 1.1% | 464 | 1.0% | 1,574 | 0.4% | 23,244 | 1.4% |
| Coronary Artery Disease | 258,643 | 2.3% | 913 | 2.0% | 4,537 | 1.2% | 29,483 | 1.8% |
| Solid Organ Transplant | 5,743 | 0.1% | 61 | 0.1% | 175 | 0.0% | 1,229 | 0.1% |
| Blood Stem Cell Transplant | 1,297 | 0.0% | ***** | ***** | 15 | 0.0% | 151 | 0.0% |
| HIV | 25,588 | 0.2% | 113 | 0.2% | 268 | 0.1% | 11,468 | 0.7% |
| Smoking | 326,856 | 2.9% | 1,703 | 3.8% | 2,856 | 0.8% | 58,221 | 3.6% |
| Neurologic Conditions | 220,601 | 1.9% | 775 | 1.7% | 3,477 | 1.0% | 31,133 | 1.9% |
| Sickle Cell Disease | 8,562 | 0.1% | ***** | ***** | ***** | ***** | 7,630 | 0.5% |
| Drug or alcohol Abuse/Dependence | 75,558 | 0.7% | 523 | 1.2% | 605 | 0.2% | 15,846 | 1.0% |
| Pulmonary Conditions (including ARDS, Acute Resp Failure, Pneumonia, Chronic Resp Failure) | 79,639 | 0.7% | 356 | 0.8% | 1,664 | 0.5% | 13,470 | 0.8% |
| Cystic Fibrosis | 3,754 | 0.0% | ***** | ***** | 19 | 0.0% | 145 | 0.0% |
| Interstitial Lung Disease | 20,410 | 0.2% | 94 | 0.2% | 400 | 0.1% | 2,875 | 0.2% |
| Recorded Use Of Prior to Index Event (-183, -1 days) | | | | | | | | |
| Immunosuppressants | 107,290 | 0.9% | 585 | 1.3% | 2,498 | 0.7% | 13,826 | 0.8% |
| Immune Modulators | 133,557 | 1.2% | 772 | 1.7% | 2,966 | 0.8% | 16,383 | 1.0% |
| Glucocorticoids - Systemic | 414,073 | 3.6% | 1,938 | 4.3% | 7,311 | 2.0% | 59,596 | 3.7% |
| Glucocorticoids - Non-systemic (includes inhaled, ophthalmic, topical) | 188,727 | 1.7% | 813 | 1.8% | 5,331 | 1.5% | 34,469 | 2.1% |
| Glucocorticoids - Inhaled | 62,190 | 0.5% | 349 | 0.8% | 1,297 | 0.4% | 9,350 | 0.6% |

Table 1a. Baseline Characteristics for Patients with Any Diagnosis, Procedure, or Prescription from April 1, 2020 to March 21, 2021, Overall and by Race

| | All Patients | | American Indian or Alaska Native | | Asian | | Black or African American | |
|---|--------------|---------|----------------------------------|---------|--------|---------|---------------------------|---------|
| | Number | Percent | Number | Percent | Number | Percent | Number | Percent |
| Glucocorticoids - Ophthalmic | 23,219 | 0.2% | 75 | 0.2% | 500 | 0.1% | 4,063 | 0.2% |
| Glucocorticoids - Topical | 106,829 | 0.9% | 402 | 0.9% | 3,609 | 1.0% | 21,791 | 1.3% |
| Chemotherapy | 74,799 | 0.7% | 346 | 0.8% | 1,389 | 0.4% | 9,199 | 0.6% |
| Death Record from April 1, 2020 to March 21, 2021 | | | | | | | | |
| Death | 90,746 | 0.8% | 453 | 1.0% | 1,667 | 0.5% | 12,843 | 0.8% |
| Concurrent Use Of (-30, 0 days) | | | | | | | | |
| Angiotensin Converting Enzyme (ACE) Inhibitors Prescription | 215,323 | 1.9% | 843 | 1.9% | 4,603 | 1.3% | 30,928 | 1.9% |
| Angiotensin Converting Enzyme (ACE) Inhibitors Dispensing | 138,554 | 1.2% | 744 | 1.6% | 2,383 | 0.7% | 15,432 | 0.9% |
| Angiotensin II Receptor Blockers (ARBs) Prescription | 186,878 | 1.6% | 738 | 1.6% | 6,494 | 1.8% | 28,112 | 1.7% |
| Angiotensin II Receptor Blockers (ARBs) Dispensing | 100,934 | 0.9% | 556 | 1.2% | 2,406 | 0.7% | 13,517 | 0.8% |
| Vasopressors Prescription | 3,881 | 0.0% | ***** | ***** | ***** | ***** | 762 | 0.0% |
| Vasopressors Dispensing | 33,213 | 0.3% | 227 | 0.5% | 621 | 0.2% | 4,487 | 0.3% |
| Symptomatic Use (-1, 14 days) | | | | | | | | |
| Remdesivir | 11,912 | 0.1% | 123 | 0.3% | 608 | 0.2% | 2,030 | 0.1% |
| Monoclonal antibodies | 4,428 | 0.0% | ***** | ***** | 80 | 0.0% | 727 | 0.0% |
| Systemic glucocorticoids | 353,813 | 3.1% | 1,638 | 3.6% | 8,210 | 2.3% | 57,583 | 3.5% |
| Baricitinib | 268 | 0.0% | ***** | ***** | ***** | ***** | 40 | 0.0% |
| Tocilizumab | 689 | 0.0% | ***** | ***** | 32 | 0.0% | 80 | 0.0% |
| Hydroxychloroquine | 29,353 | 0.3% | 155 | 0.3% | 1,054 | 0.3% | 4,703 | 0.3% |
| Ivermectin | 3,425 | 0.0% | ***** | ***** | 83 | 0.0% | 213 | 0.0% |
| IL-1 inhibitors (aanakinra, cankinumab) | 649 | 0.0% | ***** | ***** | 18 | 0.0% | 117 | 0.0% |
| Azithromycin | 117,492 | 1.0% | 575 | 1.3% | 3,145 | 0.9% | 29,698 | 1.8% |
| Vitamin D | 299,494 | 2.6% | 1,785 | 3.9% | 10,931 | 3.0% | 57,762 | 3.5% |
| Supplemental oxygen | 24,816 | 0.2% | 152 | 0.3% | 439 | 0.1% | 4,272 | 0.3% |
| High-flow nasal oxygen | 482 | 0.0% | ***** | ***** | 37 | 0.0% | 85 | 0.0% |

Table 1a. Baseline Characteristics for Patients with Any Diagnosis, Procedure, or Prescription from April 1, 2020 to March 21, 2021, Overall and by Race

| | All Patients | | American Indian or Alaska Native | | Asian | | Black or African American | |
|--|--------------|---------|----------------------------------|---------|---------|---------|---------------------------|---------|
| | Number | Percent | Number | Percent | Number | Percent | Number | Percent |
| Hemodialysis/filtration | 30,612 | 0.3% | 413 | 0.9% | 748 | 0.2% | 5,241 | 0.3% |
| Clinical Observations (-1, 14 days)⁴ | | | | | | | | |
| Respiratory rate | 1,332,678 | 11.7% | 3,726 | 8.2% | 34,226 | 9.4% | 276,534 | 16.9% |
| 0-22 /min | 79,234 | 5.9% | 32 | 0.9% | 1,534 | 4.5% | 33,678 | 12.2% |
| 22+ /min | 6,590 | 0.5% | ***** | ***** | 155 | 0.5% | 2,525 | 0.9% |
| 0-22 number of breaths | 0 | 0.0% | 0 | 0.0% | 0 | 0.0% | 0 | 0.0% |
| 22+ number of breaths | 0 | 0.0% | 0 | 0.0% | 0 | 0.0% | 0 | 0.0% |
| All Other or Missing Numeric | 104,553 | 7.8% | ***** | ***** | ***** | ***** | ***** | ***** |
| Result Values | | | | | | | | |
| All Other Result Modifier Values | 645,612 | 48.4% | ***** | ***** | ***** | ***** | ***** | ***** |
| All Other Result Unit Values | 496,689 | 37.3% | 890 | 23.9% | 5,064 | 14.8% | 117,565 | 42.5% |
| Missing Record | 10,088,370 | 88.3% | 41,501 | 91.8% | 329,817 | 90.6% | 1,355,824 | 83.1% |
| Temperature | 1,504,482 | 13.2% | 3,531 | 7.8% | 43,251 | 11.9% | 325,696 | 20.0% |
| 0-100.4 [degF] | 196,196 | 13.0% | 690 | 19.5% | 4,721 | 10.9% | 32,462 | 10.0% |
| 100.4+ [degF] | 2,393 | 0.2% | ***** | ***** | 49 | 0.1% | 563 | 0.2% |
| 0-38 Cel | 130,233 | 8.7% | ***** | ***** | 1,842 | 4.3% | 19,204 | 5.9% |
| 38+ Cel | 346 | 0.0% | 0 | 0.0% | ***** | ***** | 66 | 0.0% |
| All Other or Missing numeric | 170,225 | 11.3% | ***** | ***** | ***** | ***** | ***** | ***** |
| result values | | | | | | | | |
| All Other Result Modifier Values | 569,404 | 37.8% | ***** | ***** | ***** | ***** | ***** | ***** |
| All Other Result Unit Values | 435,685 | 29.0% | 568 | 16.1% | 4,716 | 10.9% | 134,137 | 41.2% |
| Missing Record | 9,916,566 | 86.8% | 41,696 | 92.2% | 320,792 | 88.1% | 1,306,662 | 80.0% |
| Oxygen saturation | 668,578 | 5.9% | 3,043 | 6.7% | 12,895 | 3.5% | 109,044 | 6.7% |
| 0-94 % | 18,417 | 2.8% | 32 | 1.1% | 606 | 4.7% | 2,991 | 2.7% |
| 94+ % | 302,929 | 45.3% | 789 | 25.9% | 2,603 | 20.2% | 79,130 | 72.6% |
| All Other or Missing Numeric | ***** | ***** | ***** | ***** | ***** | ***** | ***** | ***** |
| Result Values | | | | | | | | |
| All Other Result Modifier Values | ***** | ***** | ***** | ***** | ***** | ***** | ***** | ***** |
| All Other Result Unit Values | 3,126 | 0.5% | ***** | ***** | 0 | 0.0% | 764 | 0.7% |
| Missing Record | 10,752,470 | 94.1% | 42,184 | 93.3% | 351,148 | 96.5% | 1,523,314 | 93.3% |

Table 1a. Baseline Characteristics for Patients with Any Diagnosis, Procedure, or Prescription from April 1, 2020 to March 21, 2021, Overall and by Race

| | All Patients | | American Indian or Alaska Native | | Asian | | Black or African American | |
|---|--------------|---------|----------------------------------|---------|---------|---------|---------------------------|---------|
| | Number | Percent | Number | Percent | Number | Percent | Number | Percent |
| Heart rate | 1,768,089 | 15.5% | 3,738 | 8.3% | 42,054 | 11.6% | 373,496 | 22.9% |
| 0-60 bpm | 0 | 0.0% | 0 | 0.0% | 0 | 0.0% | 0 | 0.0% |
| 60-100 bpm | 0 | 0.0% | 0 | 0.0% | 0 | 0.0% | 0 | 0.0% |
| 100+ bpm | 0 | 0.0% | 0 | 0.0% | 0 | 0.0% | 0 | 0.0% |
| All Other or Missing Numeric | 44,679 | 2.5% | ***** | ***** | ***** | ***** | ***** | ***** |
| Result Values | | | | | | | | |
| All Other Result Modifier Values | 564,718 | 31.9% | ***** | ***** | ***** | ***** | ***** | ***** |
| All Other Result Unit Values | 1,158,692 | 65.5% | 1,799 | 48.1% | 19,872 | 47.3% | 237,961 | 63.7% |
| Missing Record | 9,652,959 | 84.5% | 41,489 | 91.7% | 321,989 | 88.4% | 1,258,862 | 77.1% |
| Symptoms (-1,14 days) | | | | | | | | |
| Abnormal Blood pressure | 66,529 | 0.6% | 321 | 0.7% | 2,294 | 0.6% | 12,659 | 0.8% |
| Fever +/- chills | 147,749 | 1.3% | 584 | 1.3% | 5,094 | 1.4% | 22,321 | 1.4% |
| Cough | 213,642 | 1.9% | 962 | 2.1% | 6,012 | 1.7% | 30,321 | 1.9% |
| Dyspnea/shortness of breath | 254,522 | 2.2% | 1,115 | 2.5% | 6,654 | 1.8% | 43,591 | 2.7% |
| Diarrhea | 99,171 | 0.9% | 465 | 1.0% | 2,254 | 0.6% | 14,612 | 0.9% |
| Myalgia | 71,821 | 0.6% | 381 | 0.8% | 1,748 | 0.5% | 10,071 | 0.6% |
| Malaise/Fatigue | 196,783 | 1.7% | 834 | 1.8% | 5,635 | 1.5% | 25,350 | 1.6% |
| Smell/Taste Disturbance | 20,440 | 0.2% | 102 | 0.2% | 486 | 0.1% | 2,789 | 0.2% |
| Nasal congestion | 44,680 | 0.4% | 171 | 0.4% | 1,134 | 0.3% | 8,179 | 0.5% |
| Sore throat | 162,247 | 1.4% | 713 | 1.6% | 4,062 | 1.1% | 18,928 | 1.2% |
| Nausea or vomiting | 173,891 | 1.5% | 759 | 1.7% | 4,172 | 1.1% | 35,642 | 2.2% |
| Headache | 90,950 | 0.8% | 436 | 1.0% | 2,371 | 0.7% | 18,388 | 1.1% |
| Multi-system Inflammatory Syndrome | 428 | 0.0% | ***** | ***** | ***** | ***** | ***** | 0.0% |
| Laboratory Test Results (-1,14 days) | | | | | | | | |
| Platelet Count | 1,858,820 | 16.3% | 9,095 | 20.1% | 71,200 | 19.6% | 318,742 | 19.5% |
| 0-149999 /uL | 0 | 0.0% | 0 | 0.0% | 0 | 0.0% | 0 | 0.0% |
| 150000-449999 /uL | 0 | 0.0% | 0 | 0.0% | 0 | 0.0% | 0 | 0.0% |
| 450000+ /uL | 0 | 0.0% | 0 | 0.0% | 0 | 0.0% | 0 | 0.0% |

Table 1a. Baseline Characteristics for Patients with Any Diagnosis, Procedure, or Prescription from April 1, 2020 to March 21, 2021, Overall and by Race

| | All Patients | | American Indian or Alaska Native | | Asian | | Black or African American | |
|----------------------------------|--------------|---------|----------------------------------|---------|---------|---------|---------------------------|---------|
| | Number | Percent | Number | Percent | Number | Percent | Number | Percent |
| 0-134 10*9/L | 20,709 | 1.1% | 173 | 1.9% | 458 | 0.6% | 2,522 | 0.8% |
| 135-316 10*9/L | 312,395 | 16.8% | 1,734 | 19.1% | 9,361 | 13.1% | 43,587 | 13.7% |
| 317+ 10*9/L | 66,181 | 3.6% | 485 | 5.3% | 1,912 | 2.7% | 12,704 | 4.0% |
| All Other or Missing Numeric | 1,731 | 0.1% | ***** | ***** | ***** | ***** | ***** | ***** |
| Result Values | | | | | | | | |
| All Other Result Modifier Values | 48,765 | 2.6% | ***** | ***** | ***** | ***** | ***** | ***** |
| All Other Result Unit Values | 1,409,039 | 75.8% | 6,584 | 72.4% | 58,125 | 81.6% | 249,283 | 78.2% |
| Missing Record | 9,562,228 | 83.7% | 36,132 | 79.9% | 292,843 | 80.4% | 1,313,616 | 80.5% |
| Bilirubin, Direct | 195,955 | 1.7% | 1,247 | 2.8% | 10,319 | 2.8% | 31,112 | 1.9% |
| 0-0.3 mg/dL | 110,858 | 56.6% | 601 | 48.2% | 6,640 | 64.3% | 19,459 | 62.5% |
| 0.3+ mg/dL | 3,026 | 1.5% | ***** | ***** | 103 | 1.0% | 327 | 1.1% |
| All Other or Missing Numeric | 42,876 | 21.9% | ***** | ***** | ***** | ***** | ***** | ***** |
| Result Values | | | | | | | | |
| All Other Result Modifier Values | 39,032 | 19.9% | ***** | ***** | ***** | ***** | ***** | ***** |
| All Other Result Unit Values | 163 | 0.1% | ***** | ***** | ***** | ***** | ***** | ***** |
| Missing Record | 11,225,093 | 98.3% | 43,980 | 97.2% | 353,724 | 97.2% | 1,601,246 | 98.1% |
| Bilirubin Total | 1,498,462 | 13.1% | 7,188 | 15.9% | 55,492 | 15.2% | 258,867 | 15.9% |
| 0-1 mg/dL | 1,164,238 | 77.7% | 5,740 | 79.9% | 42,157 | 76.0% | 201,823 | 78.0% |
| 1-1.2 mg/dL | 72,141 | 4.8% | 323 | 4.5% | 3,167 | 5.7% | 10,598 | 4.1% |
| 1.2+ mg/dL | 168,842 | 11.3% | 924 | 12.9% | 7,508 | 13.5% | 28,288 | 10.9% |
| All Other or Missing Numeric | 2,757 | 0.2% | ***** | ***** | ***** | ***** | ***** | ***** |
| Result Values | | | | | | | | |
| All Other Result Modifier Values | 83,592 | 5.6% | ***** | ***** | ***** | ***** | ***** | ***** |
| All Other Result Unit Values | 6,892 | 0.5% | 27 | 0.4% | 55 | 0.1% | 1,920 | 0.7% |
| Missing Record | 9,922,586 | 86.9% | 38,039 | 84.1% | 308,551 | 84.8% | 1,373,491 | 84.1% |
| Bilirubin, Indirect | 79,626 | 0.7% | 441 | 1.0% | 5,046 | 1.4% | 16,223 | 1.0% |
| 0-0.2 mg/dL | 8,262 | 10.4% | 73 | 16.6% | 390 | 7.7% | 2,140 | 13.2% |
| 0.2-0.8 mg/dL | 48,507 | 60.9% | 302 | 68.5% | 3,204 | 63.5% | 9,096 | 56.1% |
| 0.8+ mg/dL | 19,123 | 24.0% | 60 | 13.6% | 1,261 | 25.0% | 4,266 | 26.3% |

Table 1a. Baseline Characteristics for Patients with Any Diagnosis, Procedure, or Prescription from April 1, 2020 to March 21, 2021, Overall and by Race

| | All Patients | | American Indian or Alaska Native | | Asian | | Black or African American | |
|--|--------------|---------|----------------------------------|---------|---------|---------|---------------------------|---------|
| | Number | Percent | Number | Percent | Number | Percent | Number | Percent |
| All Other or Missing Numeric Result Values | 2,187 | 2.7% | ***** | ***** | ***** | ***** | ***** | ***** |
| All Other Result Modifier Values | 1,067 | 1.3% | ***** | ***** | ***** | ***** | ***** | ***** |
| All Other Result Unit Values | 480 | 0.6% | ***** | ***** | 38 | 0.8% | 51 | 0.3% |
| Missing Record | 11,341,422 | 99.3% | 44,786 | 99.0% | 358,997 | 98.6% | 1,616,135 | 99.0% |
| CRP | 204,474 | 1.8% | 1,126 | 2.5% | 6,991 | 1.9% | 29,286 | 1.8% |
| 0-0.8 mg/dL | 27,911 | 13.7% | 204 | 18.1% | 876 | 12.5% | 3,841 | 13.1% |
| 0.8+ mg/dL | 52,888 | 25.9% | 345 | 30.6% | 1,898 | 27.1% | 10,977 | 37.5% |
| All Other or Missing Numeric Result Values | 1,447 | 0.7% | ***** | ***** | ***** | ***** | ***** | ***** |
| All Other Result Modifier Values | 55,268 | 27.0% | ***** | ***** | ***** | ***** | ***** | ***** |
| All Other Result Unit Values | 66,960 | 32.7% | 373 | 33.1% | 2,312 | 33.1% | 8,050 | 27.5% |
| Missing Record | 11,216,574 | 98.2% | 44,101 | 97.5% | 357,052 | 98.1% | 1,603,072 | 98.2% |
| Ferritin | 194,312 | 1.7% | 1,098 | 2.4% | 8,674 | 2.4% | 36,042 | 2.2% |
| 0-11 ng/mL | 17,678 | 9.1% | 127 | 11.6% | 1,012 | 11.7% | 4,343 | 12.0% |
| 12-307 ng/mL | 106,381 | 54.7% | 483 | 44.0% | 4,310 | 49.7% | 19,575 | 54.3% |
| 308-336 ng/mL | 2,729 | 1.4% | ***** | ***** | 107 | 1.2% | 613 | 1.7% |
| 337+ ng/mL | 41,828 | 21.5% | 206 | 18.8% | 2,332 | 26.9% | 9,458 | 26.2% |
| All Other or Missing Numeric Result Values | 1,234 | 0.6% | ***** | ***** | ***** | ***** | ***** | ***** |
| All Other Result Modifier Values | 2,643 | 1.4% | ***** | ***** | ***** | ***** | ***** | ***** |
| All Other Result Unit Values | 21,819 | 11.2% | 254 | 23.1% | 691 | 8.0% | 1,166 | 3.2% |
| Missing Record | 11,226,736 | 98.3% | 44,129 | 97.6% | 355,369 | 97.6% | 1,596,316 | 97.8% |
| D-dimer | 46,186 | 0.4% | 260 | 0.6% | 1,065 | 0.3% | 11,539 | 0.7% |
| 0-500 ng/mL | 1,818 | 3.9% | ***** | ***** | 22 | 2.1% | 772 | 6.7% |
| 500+ ng/mL | 3,378 | 7.3% | ***** | ***** | 39 | 3.7% | 1,444 | 12.5% |
| All Other or Missing Numeric Result Values | 361 | 0.8% | ***** | ***** | ***** | ***** | ***** | ***** |
| All Other Result Modifier Values | 7,913 | 17.1% | ***** | ***** | ***** | ***** | ***** | ***** |
| All Other Result Unit Values | 32,716 | 70.8% | 240 | 92.3% | 815 | 76.5% | 7,356 | 63.7% |

Table 1a. Baseline Characteristics for Patients with Any Diagnosis, Procedure, or Prescription from April 1, 2020 to March 21, 2021, Overall and by Race

| | All Patients | | American Indian or Alaska Native | | Asian | | Black or African American | |
|----------------------------------|--------------|---------|----------------------------------|---------|---------|---------|---------------------------|---------|
| | Number | Percent | Number | Percent | Number | Percent | Number | Percent |
| Missing Record | 11,374,862 | 99.6% | 44,967 | 99.4% | 362,978 | 99.7% | 1,620,819 | 99.3% |
| CPK | 91,039 | 0.8% | 427 | 0.9% | 3,044 | 0.8% | 19,712 | 1.2% |
| 0-25 U/L | 1,856 | 2.0% | ***** | ***** | 75 | 2.5% | 189 | 1.0% |
| 26-192 U/L | 44,384 | 48.8% | 217 | 50.8% | 1,717 | 56.4% | 8,454 | 42.9% |
| 192+ U/L | 21,444 | 23.6% | 93 | 21.8% | 764 | 25.1% | 7,210 | 36.6% |
| All Other or Missing Numeric | 673 | 0.7% | ***** | ***** | ***** | ***** | ***** | ***** |
| Result Values | | | | | | | | |
| All Other Result Modifier Values | 526 | 0.6% | ***** | ***** | ***** | ***** | ***** | ***** |
| All Other Result Unit Values | 22,156 | 24.3% | 102 | 23.9% | 469 | 15.4% | 3,408 | 17.3% |
| Missing Record | 11,330,009 | 99.2% | 44,800 | 99.1% | 360,999 | 99.2% | 1,612,646 | 98.8% |
| WBC Count | 1,690,611 | 14.8% | 8,008 | 17.7% | 57,600 | 15.8% | 297,712 | 18.2% |
| 0-4.5 10 ⁹ /L | 35,891 | 2.1% | 206 | 2.6% | 1,179 | 2.0% | 7,516 | 2.5% |
| 4.5-11 10 ⁹ /L | 303,595 | 18.0% | 1,783 | 22.3% | 9,508 | 16.5% | 42,826 | 14.4% |
| 11+ 10 ⁹ /L | 61,232 | 3.6% | 415 | 5.2% | 1,077 | 1.9% | 8,518 | 2.9% |
| All Other or Missing Numeric | 1,239 | 0.1% | ***** | ***** | ***** | ***** | ***** | ***** |
| Result Values | | | | | | | | |
| All Other Result Modifier Values | 37,152 | 2.2% | ***** | ***** | ***** | ***** | ***** | ***** |
| All Other Result Unit Values | 1,251,502 | 74.0% | 5,520 | 68.9% | 44,661 | 77.5% | 232,325 | 78.0% |
| Missing Record | 9,730,437 | 85.2% | 37,219 | 82.3% | 306,443 | 84.2% | 1,334,646 | 81.8% |
| Absolute Lymphocyte Count | 1,381,896 | 12.1% | 6,537 | 14.5% | 52,628 | 14.5% | 244,240 | 15.0% |
| 0-0.94 10 ⁹ /L | 28,070 | 2.0% | 267 | 4.1% | 600 | 1.1% | 3,413 | 1.4% |
| 0.95-3.06 10 ⁹ /L | 183,528 | 13.3% | 1,113 | 17.0% | 5,808 | 11.0% | 26,041 | 10.7% |
| 3.07+ 10 ⁹ /L | 19,314 | 1.4% | 130 | 2.0% | 627 | 1.2% | 4,043 | 1.7% |
| All Other or Missing Numeric | 676 | 0.0% | ***** | ***** | ***** | ***** | ***** | ***** |
| Result Values | | | | | | | | |
| All Other Result Modifier Values | 28,597 | 2.1% | ***** | ***** | ***** | ***** | ***** | ***** |
| All Other Result Unit Values | 1,121,711 | 81.2% | 4,969 | 76.0% | 44,782 | 85.1% | 205,478 | 84.1% |
| Missing Record | 10,039,152 | 87.9% | 38,690 | 85.5% | 311,415 | 85.5% | 1,388,118 | 85.0% |
| Sodium | 1,867,434 | 16.4% | 8,869 | 19.6% | 67,769 | 18.6% | 316,364 | 19.4% |
| 0-135 mEq/L | 0 | 0.0% | 0 | 0.0% | 0 | 0.0% | 0 | 0.0% |

Table 1a. Baseline Characteristics for Patients with Any Diagnosis, Procedure, or Prescription from April 1, 2020 to March 21, 2021, Overall and by Race

| | All Patients | | American Indian or Alaska Native | | Asian | | Black or African American | |
|--|--------------|---------|----------------------------------|---------|---------|---------|---------------------------|---------|
| | Number | Percent | Number | Percent | Number | Percent | Number | Percent |
| 135-145 mEq/L | 0 | 0.0% | 0 | 0.0% | 0 | 0.0% | 0 | 0.0% |
| 145+ mEq/L | 0 | 0.0% | 0 | 0.0% | 0 | 0.0% | 0 | 0.0% |
| All Other or Missing Numeric Result Values | 1,726 | 0.1% | ***** | ***** | ***** | ***** | ***** | ***** |
| All Other Result Modifier Values | 38,520 | 2.1% | ***** | ***** | ***** | ***** | ***** | ***** |
| All Other Result Unit Values | 1,827,188 | 97.8% | 8,779 | 99.0% | 66,497 | 98.1% | 308,912 | 97.6% |
| Missing Record | 9,553,614 | 83.6% | 36,358 | 80.4% | 296,274 | 81.4% | 1,315,994 | 80.6% |
| Aspartate (AST) | 1,410,410 | 12.3% | 6,688 | 14.8% | 51,300 | 14.1% | 241,569 | 14.8% |
| 0-40 U/L | 831,605 | 59.0% | 4,114 | 61.5% | 34,125 | 66.5% | 143,308 | 59.3% |
| 40+ U/L | 128,932 | 9.1% | 811 | 12.1% | 4,723 | 9.2% | 23,438 | 9.7% |
| 0-40 [UI]/L | 0 | 0.0% | 0 | 0.0% | 0 | 0.0% | 0 | 0.0% |
| 40+ [UI]/L | 0 | 0.0% | 0 | 0.0% | 0 | 0.0% | 0 | 0.0% |
| All Other or Missing Numeric Result Values | 1,755 | 0.1% | ***** | ***** | ***** | ***** | ***** | ***** |
| All Other Result Modifier Values | 36,031 | 2.6% | ***** | ***** | ***** | ***** | ***** | ***** |
| All Other Result Unit Values | 412,087 | 29.2% | 1,676 | 25.1% | 11,203 | 21.8% | 68,433 | 28.3% |
| Missing Record | 10,010,638 | 87.7% | 38,539 | 85.2% | 312,743 | 85.9% | 1,390,789 | 85.2% |
| Alanine (ALT) | 1,338,809 | 11.7% | 6,184 | 13.7% | 44,714 | 12.3% | 232,704 | 14.3% |
| 0-40 U/L | 742,215 | 55.4% | 3,537 | 57.2% | 26,583 | 59.5% | 138,218 | 59.4% |
| 40+ U/L | 146,061 | 10.9% | 883 | 14.3% | 5,472 | 12.2% | 20,685 | 8.9% |
| 0-40 [UI]/L | 0 | 0.0% | 0 | 0.0% | 0 | 0.0% | 0 | 0.0% |
| 40+ [UI]/L | 0 | 0.0% | 0 | 0.0% | 0 | 0.0% | 0 | 0.0% |
| All Other or Missing Numeric Result Values | 701 | 0.1% | ***** | ***** | ***** | ***** | ***** | ***** |
| All Other Result Modifier Values | 45,406 | 3.4% | ***** | ***** | ***** | ***** | ***** | ***** |
| All Other Result Unit Values | 404,426 | 30.2% | 1,650 | 26.7% | 10,948 | 24.5% | 65,626 | 28.2% |
| Missing Record | 10,082,239 | 88.3% | 39,043 | 86.3% | 319,329 | 87.7% | 1,399,654 | 85.7% |
| Venous Lactate | 46,317 | 0.4% | 205 | 0.5% | 2,439 | 0.7% | 9,446 | 0.6% |
| 0-0.5 mmol/L | 289 | 0.6% | 0 | 0.0% | 18 | 0.7% | 64 | 0.7% |
| 0.5-2.2 mmol/L | 35,328 | 76.3% | 153 | 74.6% | 1,801 | 73.8% | 6,713 | 71.1% |

Table 1a. Baseline Characteristics for Patients with Any Diagnosis, Procedure, or Prescription from April 1, 2020 to March 21, 2021, Overall and by Race

| | All Patients | | American Indian or Alaska Native | | Asian | | Black or African American | |
|--|--------------|---------|----------------------------------|---------|---------|---------|---------------------------|---------|
| | Number | Percent | Number | Percent | Number | Percent | Number | Percent |
| 2.2+ mmol/L | 10,018 | 21.6% | 37 | 18.0% | 592 | 24.3% | 2,513 | 26.6% |
| All Other or Missing Numeric Result Values | ***** | ***** | ***** | ***** | ***** | ***** | ***** | ***** |
| All Other Result Modifier Values | 623 | 1.3% | ***** | ***** | ***** | ***** | ***** | ***** |
| All Other Result Unit Values | ***** | ***** | 0 | 0.0% | 0 | 0.0% | 0 | 0.0% |
| Missing Record | 11,374,731 | 99.6% | 45,022 | 99.5% | 361,604 | 99.3% | 1,622,912 | 99.4% |
| Troponin I | 267,065 | 2.3% | 1,037 | 2.3% | 8,416 | 2.3% | 64,053 | 3.9% |
| 0-0.04 ng/mL | 61,539 | 23.0% | 326 | 31.4% | 2,189 | 26.0% | 14,561 | 22.7% |
| 0.04+ ng/mL | 36,826 | 13.8% | 135 | 13.0% | 1,292 | 15.4% | 9,124 | 14.2% |
| All Other or Missing Numeric Result Values | 15,540 | 5.8% | ***** | ***** | ***** | ***** | ***** | ***** |
| All Other Result Modifier Values | 144,368 | 54.1% | ***** | ***** | ***** | ***** | ***** | ***** |
| All Other Result Unit Values | 8,792 | 3.3% | 20 | 1.9% | 32 | 0.4% | 2,690 | 4.2% |
| Missing Record | 11,153,983 | 97.7% | 44,190 | 97.7% | 355,627 | 97.7% | 1,568,305 | 96.1% |
| Troponin I, High Sensitivity | 278 | 0.0% | ***** | ***** | 20 | 0.0% | 32 | 0.0% |
| 0-14 ng/L | 0 | 0.0% | 0 | 0.0% | 0 | 0.0% | 0 | 0.0% |
| 15+ ng/L | 0 | 0.0% | 0 | 0.0% | 0 | 0.0% | 0 | 0.0% |
| All Other or Missing Numeric Result Values | ***** | ***** | ***** | ***** | ***** | ***** | ***** | ***** |
| All Other Result Modifier Values | ***** | ***** | ***** | ***** | ***** | ***** | ***** | ***** |
| All Other Result Unit Values | 206 | 74.1% | ***** | ***** | 16 | 80.0% | 27 | 84.4% |
| Missing Record | 11,420,770 | 100.0% | 45,226 | 100.0% | 364,023 | 100.0% | 1,632,326 | 100.0% |
| BNP | 117,055 | 1.0% | 457 | 1.0% | 3,379 | 0.9% | 26,246 | 1.6% |
| 0-99 pg/mL | 56,334 | 48.1% | 220 | 48.1% | 1,593 | 47.1% | 12,853 | 49.0% |
| 100+ pg/mL | 46,109 | 39.4% | 174 | 38.1% | 1,342 | 39.7% | 9,175 | 35.0% |
| All Other or Missing Numeric Result Values | 1,326 | 1.1% | ***** | ***** | ***** | ***** | ***** | ***** |
| All Other Result Modifier Values | 13,192 | 11.3% | ***** | ***** | ***** | ***** | ***** | ***** |
| All Other Result Unit Values | 94 | 0.1% | 0 | 0.0% | ***** | ***** | 19 | 0.1% |
| Missing Record | 11,303,993 | 99.0% | 44,770 | 99.0% | 360,664 | 99.1% | 1,606,112 | 98.4% |

Table 1a. Baseline Characteristics for Patients with Any Diagnosis, Procedure, or Prescription from April 1, 2020 to March 21, 2021, Overall and by Race

| | All Patients | | American Indian or Alaska Native | | Asian | | Black or African American | |
|--|--------------|---------|----------------------------------|---------|---------|---------|---------------------------|---------|
| | Number | Percent | Number | Percent | Number | Percent | Number | Percent |
| Procalcitonin | 55,821 | 0.5% | 373 | 0.8% | 2,889 | 0.8% | 10,201 | 0.6% |
| 0-0.15 ng/mL | 21,819 | 39.1% | 138 | 37.0% | 1,167 | 40.4% | 3,562 | 34.9% |
| 0.15+ ng/mL | 26,353 | 47.2% | 207 | 55.5% | 1,374 | 47.6% | 5,108 | 50.1% |
| All Other or Missing Numeric Result Values | 993 | 1.8% | ***** | ***** | ***** | ***** | ***** | ***** |
| All Other Result Modifier Values | 6,552 | 11.7% | ***** | ***** | ***** | ***** | ***** | ***** |
| All Other Result Unit Values | 104 | 0.2% | ***** | ***** | 0 | 0.0% | 58 | 0.6% |
| Missing Record | 11,365,227 | 99.5% | 44,854 | 99.2% | 361,154 | 99.2% | 1,622,157 | 99.4% |
| LDH | 108,409 | 0.9% | 609 | 1.3% | 4,900 | 1.3% | 17,588 | 1.1% |
| 0-80 U/L | 133 | 0.1% | ***** | ***** | 0 | 0.0% | 17 | 0.1% |
| 80-225 U/L | 37,188 | 34.3% | 187 | 30.7% | 1,024 | 20.9% | 4,948 | 28.1% |
| 225+ U/L | 38,970 | 35.9% | 273 | 44.8% | 1,770 | 36.1% | 7,966 | 45.3% |
| All Other or Missing Numeric Result Values | 1,540 | 1.4% | ***** | ***** | ***** | ***** | ***** | ***** |
| All Other Result Modifier Values | 902 | 0.8% | ***** | ***** | ***** | ***** | ***** | ***** |
| All Other Result Unit Values | 29,676 | 27.4% | 144 | 23.6% | 1,878 | 38.3% | 4,233 | 24.1% |
| Missing Record | 11,312,639 | 99.1% | 44,618 | 98.7% | 359,143 | 98.7% | 1,614,770 | 98.9% |
| PT/INR | 328,308 | 2.9% | 1,672 | 3.7% | 10,514 | 2.9% | 57,311 | 3.5% |
| 0-11 s | ***** | ***** | ***** | ***** | 0 | 0.0% | 0 | 0.0% |
| 11-13.4 s | 0 | 0.0% | 0 | 0.0% | 0 | 0.0% | 0 | 0.0% |
| 13.4+ s | 0 | 0.0% | 0 | 0.0% | 0 | 0.0% | 0 | 0.0% |
| 0-0.8 | 38 | 0.0% | 0 | 0.0% | ***** | ***** | ***** | ***** |
| 0.8-1.1 | 14,207 | 4.3% | 30 | 1.8% | 237 | 2.3% | 4,795 | 8.4% |
| 1.1+ | 13,981 | 4.3% | ***** | ***** | 160 | 1.5% | 5,367 | 9.4% |
| All Other or Missing Numeric Result Values | ***** | ***** | ***** | ***** | ***** | ***** | ***** | ***** |
| All Other Result Modifier Values | 6,000 | 1.8% | ***** | ***** | ***** | ***** | ***** | ***** |
| All Other Result Unit Values | 293,953 | 89.5% | 1,609 | 96.2% | 9,976 | 94.9% | 46,012 | 80.3% |
| Missing Record | 11,092,740 | 97.1% | 43,555 | 96.3% | 353,529 | 97.1% | 1,575,047 | 96.5% |

Index Criteria (-7, 1 days)

Table 1a. Baseline Characteristics for Patients with Any Diagnosis, Procedure, or Prescription from April 1, 2020 to March 21, 2021, Overall and by Race

| | All Patients | | American Indian or Alaska Native | | Asian | | Black or African American | |
|--|--------------|---------|----------------------------------|---------|---------|---------|---------------------------|---------|
| | Number | Percent | Number | Percent | Number | Percent | Number | Percent |
| COVID Lab | 1,355,918 | 11.9% | 4,550 | 10.1% | 48,355 | 13.3% | 173,939 | 10.7% |
| Borderline | 0 | 0.0% | 0 | 0.0% | 0 | 0.0% | 0 | 0.0% |
| Detected | 64,689 | 4.8% | 394 | 8.7% | 1,893 | 3.9% | 9,307 | 5.4% |
| Inconclusive | 163 | 0.0% | ***** | ***** | ***** | ***** | 37 | 0.0% |
| Negative | 625,107 | 46.1% | 1,661 | 36.5% | 26,765 | 55.4% | 80,177 | 46.1% |
| Not Detected | 276,827 | 20.4% | 1,216 | 26.7% | 8,968 | 18.5% | 55,163 | 31.7% |
| Positive | 84,724 | 6.2% | 273 | 6.0% | 3,441 | 7.1% | 10,527 | 6.1% |
| Presumptive Positive | 189 | 0.0% | ***** | ***** | ***** | ***** | 19 | 0.0% |
| SARA Coronavirus 2 | 0 | 0.0% | 0 | 0.0% | 0 | 0.0% | 0 | 0.0% |
| Undetermined | 9,835 | 0.7% | 64 | 1.4% | 381 | 0.8% | 938 | 0.5% |
| All Other Result Qual Values | 294,384 | 21.7% | 942 | 20.7% | 6,883 | 14.2% | 17,771 | 10.2% |
| Missing Record | 10,065,130 | 88.1% | 40,677 | 89.9% | 315,688 | 86.7% | 1,458,419 | 89.3% |
| COVID Diagnosis | 177,301 | 1.6% | 896 | 2.0% | 5,997 | 1.6% | 27,378 | 1.7% |
| Hospitalized for COVID | 33,783 | 0.3% | 297 | 0.7% | 1,702 | 0.5% | 7,023 | 0.4% |
| Medical Utilization (-183, -1 days) | | | | | | | | |
| Any (1) Diagnosis or Procedure | 3,609,008 | 31.6% | 15,437 | 34.1% | 97,120 | 26.7% | 519,426 | 31.8% |
| Any (2) Diagnoses or Procedures | 2,465,671 | 21.6% | 10,820 | 23.9% | 62,716 | 17.2% | 360,650 | 22.1% |
| Any (3) Diagnoses or Procedures | 1,796,871 | 15.7% | 7,964 | 17.6% | 43,484 | 11.9% | 265,401 | 16.3% |
| Any (1) Inpatient Diagnosis or Procedure | 257,334 | 2.3% | 1,198 | 2.6% | 5,876 | 1.6% | 43,678 | 2.7% |
| Any (2) Inpatient Diagnoses or Procedures | 199,417 | 1.7% | 947 | 2.1% | 4,399 | 1.2% | 36,178 | 2.2% |
| Any (3) Inpatient Diagnoses or Procedures | 155,690 | 1.4% | 768 | 1.7% | 3,326 | 0.9% | 29,256 | 1.8% |
| Any (1) Institutional Stay Diagnosis or Procedure | 3,056 | 0.0% | ***** | ***** | 23 | 0.0% | 180 | 0.0% |
| Any (2) Institutional Stay Diagnoses or Procedures | 2,386 | 0.0% | ***** | ***** | 15 | 0.0% | 114 | 0.0% |
| Any (3) Institutional Stay Diagnoses or Procedures | 1,835 | 0.0% | ***** | ***** | 11 | 0.0% | 90 | 0.0% |

Table 1a. Baseline Characteristics for Patients with Any Diagnosis, Procedure, or Prescription from April 1, 2020 to March 21, 2021, Overall and by Race

| | All Patients | | American Indian or Alaska Native | | Asian | | Black or African American | |
|--|--------------|---------|----------------------------------|---------|--------|---------|---------------------------|---------|
| | Number | Percent | Number | Percent | Number | Percent | Number | Percent |
| Any (1) Emergency Department Diagnosis or Procedure | 401,569 | 3.5% | 2,072 | 4.6% | 8,820 | 2.4% | 106,314 | 6.5% |
| Any (2) Emergency Department Diagnoses or Procedures | 131,425 | 1.2% | 701 | 1.5% | 2,772 | 0.8% | 38,160 | 2.3% |
| Any (3) Emergency Department Diagnoses or Procedures | 54,689 | 0.5% | 295 | 0.7% | 1,187 | 0.3% | 16,525 | 1.0% |
| Any (1) Ambulatory Diagnosis or Procedure | 3,274,348 | 28.7% | 14,174 | 31.3% | 88,194 | 24.2% | 444,423 | 27.2% |
| Any (2) Ambulatory Diagnoses or Procedures | 2,076,452 | 18.2% | 9,199 | 20.3% | 52,967 | 14.5% | 284,261 | 17.4% |
| Any (3) Ambulatory Diagnoses or Procedures | 1,418,546 | 12.4% | 6,303 | 13.9% | 34,328 | 9.4% | 192,847 | 11.8% |
| Any (1) Other Ambulatory Diagnosis or Procedure | 871,260 | 7.6% | 3,832 | 8.5% | 24,032 | 6.6% | 145,462 | 8.9% |
| Any (2) Other Ambulatory Diagnoses or Procedures | 460,005 | 4.0% | 1,967 | 4.3% | 11,701 | 3.2% | 77,730 | 4.8% |
| Any (3) Other Ambulatory Diagnoses or Procedures | 282,503 | 2.5% | 1,221 | 2.7% | 6,840 | 1.9% | 47,817 | 2.9% |
| Drug Utilization (-183, -1) | | | | | | | | |
| Any (1) Prescription | 3,085,660 | 27.0% | 13,390 | 29.6% | 79,504 | 21.8% | 440,385 | 27.0% |
| Any (2) Prescriptions | 2,043,900 | 17.9% | 8,968 | 19.8% | 48,458 | 13.3% | 292,380 | 17.9% |
| Any (3) Prescriptions | 1,441,600 | 12.6% | 6,318 | 14.0% | 31,689 | 8.7% | 207,233 | 12.7% |
| Any (1) Dispensings | 2,176,169 | 19.1% | 11,969 | 26.5% | 49,980 | 13.7% | 255,686 | 15.7% |
| Any (2) Dispensings | 1,798,502 | 15.7% | 9,838 | 21.8% | 37,240 | 10.2% | 194,920 | 11.9% |
| Any (3) Dispensings | 1,539,407 | 13.5% | 8,370 | 18.5% | 29,401 | 8.1% | 162,045 | 9.9% |
| Any (1) Medical Administration | 1,076,016 | 9.4% | 5,399 | 11.9% | 24,512 | 6.7% | 183,737 | 11.3% |
| Any (2) Medical Administrations | 530,178 | 4.6% | 2,768 | 6.1% | 11,185 | 3.1% | 91,858 | 5.6% |
| Any (3) Medical Administrations | 343,477 | 3.0% | 1,747 | 3.9% | 7,013 | 1.9% | 59,534 | 3.6% |

Table 1a. Baseline Characteristics for Patients with Any Diagnosis, Procedure, or Prescription from April 1, 2020 to March 21, 2021, Overall and by Race

| | Native Hawaiian or Other Pacific Islander | | White | | Other | | Missing | |
|---|---|--------------------|-----------|--------------------|---------|--------------------|-----------|--------------------|
| | Number | Percent | Number | Percent | Number | Percent | Number | Percent |
| Number of unique patients | 19,041 | | 7,684,693 | | 671,053 | | 1,004,633 | |
| Age (years) | Mean | Standard Deviation | Mean | Standard Deviation | Mean | Standard Deviation | Mean | Standard Deviation |
| Mean Age | 33.9 | 20.4 | 44.0 | 22.1 | 33.7 | 20.8 | 35.8 | 21.7 |
| | Number | Percent | Number | Percent | Number | Percent | Number | Percent |
| 0-5 | 1,991 | 10.5% | 552,566 | 7.2% | 86,218 | 12.8% | 122,698 | 12.2% |
| 6-11 | 1,426 | 7.5% | 414,146 | 5.4% | 51,939 | 7.7% | 74,443 | 7.4% |
| 12-18 | 2,010 | 10.6% | 584,806 | 7.6% | 64,567 | 9.6% | 89,660 | 8.9% |
| 19-29 | 3,171 | 16.7% | 867,633 | 11.3% | 110,278 | 16.4% | 149,956 | 14.9% |
| 30-39 | 2,972 | 15.6% | 854,511 | 11.1% | 94,506 | 14.1% | 137,366 | 13.7% |
| 40-49 | 2,558 | 13.4% | 840,206 | 10.9% | 83,316 | 12.4% | 117,473 | 11.7% |
| 50-64 | 3,081 | 16.2% | 1,653,742 | 21.5% | 105,104 | 15.7% | 168,330 | 16.8% |
| 65-74 | 1,238 | 6.5% | 1,117,131 | 14.5% | 46,038 | 6.9% | 87,737 | 8.7% |
| 75+ | 594 | 3.1% | 799,952 | 10.4% | 29,087 | 4.3% | 56,970 | 5.7% |
| Sex | | | | | | | | |
| Female | 10,638 | 55.9% | 4,248,520 | 55.3% | 371,950 | 55.4% | 541,480 | 53.9% |
| Male | 8,403 | 44.1% | 3,436,173 | 44.7% | 299,103 | 44.6% | 463,153 | 46.1% |
| Race | | | | | | | | |
| American Indian or Alaska Native | 0 | 0.0% | 0 | 0.0% | 0 | 0.0% | 0 | 0.0% |
| Asian | 0 | 0.0% | 0 | 0.0% | 0 | 0.0% | 0 | 0.0% |
| Black or African American | 0 | 0.0% | 0 | 0.0% | 0 | 0.0% | 0 | 0.0% |
| Native Hawaiian or Other Pacific Islander | 19,041 | 100.0% | 0 | 0.0% | 0 | 0.0% | 0 | 0.0% |
| White | 0 | 0.0% | 7,684,693 | 100.0% | 0 | 0.0% | 0 | 0.0% |
| Other | 0 | 0.0% | 0 | 0.0% | 671,053 | 100.0% | 0 | 0.0% |
| Missing | 0 | 0.0% | 0 | 0.0% | 0 | 0.0% | 1,004,633 | 100.0% |
| Hispanic | | | | | | | | |
| Yes | 4,406 | 23.1% | 756,207 | 9.8% | 322,422 | 48.0% | 194,283 | 19.3% |
| No | 13,629 | 71.6% | 6,638,395 | 86.4% | 225,687 | 33.6% | 276,956 | 27.6% |
| Other | 66 | 0.3% | 105,660 | 1.4% | 52,339 | 7.8% | 22,539 | 2.2% |
| Missing | 940 | 4.9% | 184,431 | 2.4% | 70,605 | 10.5% | 510,855 | 50.8% |

Table 1a. Baseline Characteristics for Patients with Any Diagnosis, Procedure, or Prescription from April 1, 2020 to March 21, 2021, Overall and by Race

| | Native Hawaiian or Other Pacific Islander | | White | | Other | | Missing | |
|--------------------------------|---|---------|-----------|---------|---------|---------|---------|---------|
| | Number | Percent | Number | Percent | Number | Percent | Number | Percent |
| Index | | | | | | | | |
| 2020 | 16,354 | 85.9% | 6,595,783 | 85.8% | 535,803 | 79.8% | 815,149 | 81.1% |
| 2021 | 2,687 | 14.1% | 1,088,910 | 14.2% | 135,250 | 20.2% | 189,484 | 18.9% |
| Index Month and Year | | | | | | | | |
| Apr-20 | 3,158 | 16.6% | 1,489,935 | 19.4% | 94,037 | 14.0% | 114,091 | 11.4% |
| May-20 | 2,297 | 12.1% | 992,593 | 12.9% | 71,607 | 10.7% | 92,668 | 9.2% |
| Jun-20 | 2,223 | 11.7% | 949,489 | 12.4% | 75,148 | 11.2% | 105,591 | 10.5% |
| Jul-20 | 1,743 | 9.2% | 694,076 | 9.0% | 60,927 | 9.1% | 97,768 | 9.7% |
| Aug-20 | 1,706 | 9.0% | 622,924 | 8.1% | 55,566 | 8.3% | 93,502 | 9.3% |
| Sep-20 | 1,434 | 7.5% | 538,998 | 7.0% | 50,815 | 7.6% | 87,544 | 8.7% |
| Oct-20 | 1,511 | 7.9% | 531,864 | 6.9% | 50,232 | 7.5% | 86,006 | 8.6% |
| Nov-20 | 1,149 | 6.0% | 423,670 | 5.5% | 40,915 | 6.1% | 73,667 | 7.3% |
| Dec-20 | 1,133 | 6.0% | 352,234 | 4.6% | 36,556 | 5.4% | 64,312 | 6.4% |
| Jan-21 | 921 | 4.8% | 369,845 | 4.8% | 47,521 | 7.1% | 65,954 | 6.6% |
| Feb-21 | 757 | 4.0% | 326,189 | 4.2% | 40,770 | 6.1% | 54,994 | 5.5% |
| Mar-21 | 1,009 | 5.3% | 392,876 | 5.1% | 46,959 | 7.0% | 68,536 | 6.8% |
| Census Bureau Region | | | | | | | | |
| Northeast | 1,857 | 9.8% | 498,100 | 6.5% | 79,796 | 11.9% | 168,982 | 16.8% |
| Midwest | 4,619 | 24.3% | 2,359,668 | 30.7% | 100,068 | 14.9% | 97,364 | 9.7% |
| South | 5,039 | 26.5% | 2,613,050 | 34.0% | 217,098 | 32.4% | 247,295 | 24.6% |
| West | 4,245 | 22.3% | 424,821 | 5.5% | 65,056 | 9.7% | 23,571 | 2.3% |
| Other | ***** | ***** | 360 | 0.0% | 199 | 0.0% | ***** | ***** |
| Missing | ***** | ***** | 1,788,694 | 23.3% | 208,836 | 31.1% | ***** | ***** |
| Rural/Urban¹ | | | | | | | | |
| Isolated | 153 | 0.8% | 168,948 | 2.2% | 3,235 | 0.5% | 5,943 | 0.6% |
| Large Rural | 680 | 3.6% | 487,059 | 6.3% | 17,638 | 2.6% | 26,365 | 2.6% |
| Small Rural | 288 | 1.5% | 252,694 | 3.3% | 8,155 | 1.2% | 13,602 | 1.4% |
| Urban | 14,906 | 78.3% | 5,300,924 | 69.0% | 485,264 | 72.3% | 510,708 | 50.8% |
| Missing | 3,014 | 15.8% | 1,475,068 | 19.2% | 156,761 | 23.4% | 448,015 | 44.6% |

Table 1a. Baseline Characteristics for Patients with Any Diagnosis, Procedure, or Prescription from April 1, 2020 to March 21, 2021, Overall and by Race

| | Native Hawaiian or Other Pacific Islander | | White | | Other | | Missing | |
|--|---|---------|-----------|---------|---------|---------|---------|---------|
| | Number | Percent | Number | Percent | Number | Percent | Number | Percent |
| SES² | | | | | | | | |
| Q1 | 4,130 | 21.7% | 2,432,710 | 31.7% | 103,950 | 15.5% | 147,091 | 14.6% |
| Q2 | 3,968 | 20.8% | 1,589,599 | 20.7% | 118,373 | 17.6% | 122,517 | 12.2% |
| Q3 | 3,451 | 18.1% | 1,343,190 | 17.5% | 131,262 | 19.6% | 120,283 | 12.0% |
| Q4 | 4,476 | 23.5% | 843,278 | 11.0% | 160,624 | 23.9% | 166,666 | 16.6% |
| Missing | 3,016 | 15.8% | 1,475,916 | 19.2% | 156,844 | 23.4% | 448,076 | 44.6% |
| Patient Vitals | | | | | | | | |
| BMI by Age: 0-1 years³ | | | | | | | | |
| Underweight (<2.3rd percentile) | 19 | 1.9% | 5,573 | 2.2% | 790 | 1.8% | 950 | 1.5% |
| Normal weight (2.3rd - <97.7th percentile) | 237 | 24.1% | 54,873 | 21.4% | 7,736 | 17.4% | 10,547 | 16.4% |
| Overweight/obese (97.7th - <99th percentile) | ***** | ***** | 2,226 | 0.9% | 318 | 0.7% | 366 | 0.6% |
| Severely obese (>=99th percentile) | 17 | 1.7% | 3,791 | 1.5% | 584 | 1.3% | 682 | 1.1% |
| All Other BMI Values | ***** | ***** | ***** | ***** | ***** | ***** | ***** | ***** |
| BMI Missing | ***** | ***** | ***** | ***** | ***** | ***** | ***** | ***** |
| BMI by Age: 2-5 years | | | | | | | | |
| Underweight (<5th percentile) | ***** | ***** | 2,681 | 0.9% | 355 | 0.8% | 441 | 0.8% |
| Normal weight (5th - <85th percentile) | 124 | 12.3% | 34,893 | 11.8% | 4,249 | 10.2% | 5,181 | 8.9% |
| Overweight (85th - <95th percentile) | 26 | 2.6% | 8,093 | 2.7% | 1,067 | 2.6% | 1,179 | 2.0% |
| Obese (95th - <120% of 95th percentile) | 34 | 3.4% | 5,962 | 2.0% | 933 | 2.2% | 1,063 | 1.8% |
| Severely obese (>=120% of 95th percentile) | ***** | ***** | 910 | 0.3% | 214 | 0.5% | 216 | 0.4% |
| All Other BMI Values | ***** | ***** | ***** | ***** | ***** | ***** | ***** | ***** |
| BMI Missing | ***** | ***** | ***** | ***** | ***** | ***** | ***** | ***** |
| BMI by Age: 6-11 years | | | | | | | | |

Table 1a. Baseline Characteristics for Patients with Any Diagnosis, Procedure, or Prescription from April 1, 2020 to March 21, 2021, Overall and by Race

| | Native Hawaiian or Other Pacific Islander | | White | | Other | | Missing | |
|--|---|---------|--------|---------|--------|---------|---------|---------|
| | Number | Percent | Number | Percent | Number | Percent | Number | Percent |
| Underweight (<5th percentile) | ***** | ***** | 3,315 | 0.8% | 307 | 0.6% | 380 | 0.5% |
| Normal weight (5th - <85th percentile) | 118 | 8.3% | 44,125 | 10.7% | 4,283 | 8.2% | 4,999 | 6.7% |
| Overweight (85th - <95th percentile) | 46 | 3.2% | 9,979 | 2.4% | 1,299 | 2.5% | 1,425 | 1.9% |
| Obese (95th - <120% of 95th percentile) | 35 | 2.5% | 7,724 | 1.9% | 1,168 | 2.2% | 1,301 | 1.7% |
| Severely obese (>=120% of 95th percentile) | 23 | 1.6% | 3,944 | 1.0% | 753 | 1.4% | 726 | 1.0% |
| All Other BMI Values | ***** | ***** | ***** | ***** | ***** | ***** | ***** | ***** |
| BMI Missing | ***** | ***** | ***** | ***** | ***** | ***** | ***** | ***** |
| BMI by Age: 12-17 years | | | | | | | | |
| Underweight (<5th percentile) | 14 | 0.8% | 3,861 | 0.8% | 284 | 0.5% | 342 | 0.5% |
| Normal weight (5th - <85th percentile) | 110 | 6.4% | 55,422 | 11.1% | 4,186 | 7.7% | 4,865 | 6.5% |
| Overweight (85th - <95th percentile) | 69 | 4.0% | 14,996 | 3.0% | 1,420 | 2.6% | 1,560 | 2.1% |
| Obese (95th - <120% of 95th percentile) | 55 | 3.2% | 11,327 | 2.3% | 1,284 | 2.4% | 1,295 | 1.7% |
| Severely obese (>=120% of 95th percentile) | 36 | 2.1% | 7,693 | 1.5% | 1,039 | 1.9% | 874 | 1.2% |
| All Other BMI Values | ***** | ***** | ***** | ***** | ***** | ***** | ***** | ***** |
| BMI Missing | ***** | ***** | ***** | ***** | ***** | ***** | ***** | ***** |
| BMI by Age: 18-19 years | | | | | | | | |
| Underweight (<5th percentile) | ***** | ***** | 1,327 | 0.8% | 117 | 0.6% | 104 | 0.4% |
| Normal weight (5th - <85th percentile) | 41 | 7.2% | 16,878 | 10.1% | 1,276 | 6.3% | 1,301 | 4.6% |
| Overweight (85th - <95th percentile) | 24 | 4.2% | 4,652 | 2.8% | 459 | 2.3% | 416 | 1.5% |

Table 1a. Baseline Characteristics for Patients with Any Diagnosis, Procedure, or Prescription from April 1, 2020 to March 21, 2021, Overall and by Race

| | Native Hawaiian or Other Pacific Islander | | White | | Other | | Missing | |
|---|---|---------|-----------|---------|---------|---------|---------|---------|
| | Number | Percent | Number | Percent | Number | Percent | Number | Percent |
| Obese (95th - <120% of 95th percentile) | 15 | 2.7% | 3,245 | 2.0% | 380 | 1.9% | 258 | 0.9% |
| Severely obese (>=120% of 95th percentile) | 12 | 2.1% | 2,231 | 1.3% | 252 | 1.2% | 185 | 0.7% |
| All Other BMI Values | ***** | ***** | ***** | ***** | ***** | ***** | ***** | ***** |
| BMI Missing | ***** | ***** | ***** | ***** | ***** | ***** | ***** | ***** |
| BMI by Age: 20-65+ years | | | | | | | | |
| Underweight (<18.5 kg/m2) | 19 | ***** | 24,749 | 0.4% | 1,161 | 0.3% | 1,842 | 0.3% |
| Normal weight (18.5 - <25 kg/m2) | 526 | 3.9% | 393,631 | 6.5% | 20,738 | 4.5% | 23,734 | 3.4% |
| Overweight (25 - <30 kg/m2) | 879 | 6.6% | 505,114 | 8.3% | 28,138 | 6.1% | 29,235 | 4.2% |
| Obese (>=30 kg/m2) | 1,692 | 12.7% | 661,666 | 10.9% | 35,469 | 7.7% | 34,999 | 5.0% |
| BMI Missing | 10,229 | 76.7% | 4,466,464 | 73.8% | 372,513 | 81.3% | 614,302 | 87.2% |
| Smoking Status | | | | | | | | |
| Current every day smoker | 219 | 1.2% | 111,137 | 1.4% | 3,702 | 0.6% | 5,117 | 0.5% |
| Current some day smoker | 46 | 0.2% | 20,126 | 0.3% | 1,130 | 0.2% | 1,165 | 0.1% |
| Former smoker | 616 | 3.2% | 408,467 | 5.3% | 10,932 | 1.6% | 17,583 | 1.8% |
| Never smoker | 1,994 | 10.5% | 906,172 | 11.8% | 50,283 | 7.5% | 56,022 | 5.6% |
| Smoker, current status unknown | 12 | 0.1% | 11,702 | 0.2% | 282 | 0.0% | 312 | 0.0% |
| Unknown if ever smoked | 15 | 0.1% | 5,483 | 0.1% | 483 | 0.1% | 549 | 0.1% |
| Heavy tobacco smoker | ***** | ***** | 6,323 | 0.1% | 99 | 0.0% | 144 | 0.0% |
| Light tobacco smoker | 21 | 0.1% | 10,770 | 0.1% | 437 | 0.1% | 1,086 | 0.1% |
| No information | 1,002 | 5.3% | 519,487 | 6.8% | 34,613 | 5.2% | 24,403 | 2.4% |
| Other | 142 | 0.7% | 53,885 | 0.7% | 475 | 0.1% | 1,775 | 0.2% |
| Unknown | 144 | 0.8% | 40,889 | 0.5% | 4,726 | 0.7% | 6,374 | 0.6% |
| All Other Smoking Values | 0 | 0.0% | 0 | 0.0% | 0 | 0.0% | 0 | 0.0% |
| Smoking Missing | 14,828 | 77.9% | 5,590,252 | 72.7% | 563,891 | 84.0% | 890,103 | 88.6% |
| Recorded History Of Prior to Index Event (-183, -1 days) | | | | | | | | |
| Combined comorbidity raw score | 0.2 | | 0.2 | | 0.1 | | 0.1 | |
| Asthma | 317 | 1.7% | 125,286 | 1.6% | 10,380 | 1.5% | 10,304 | 1.0% |
| Any Cancer | 281 | 1.5% | 219,256 | 2.9% | 8,850 | 1.3% | 9,303 | 0.9% |

Table 1a. Baseline Characteristics for Patients with Any Diagnosis, Procedure, or Prescription from April 1, 2020 to March 21, 2021, Overall and by Race

| | Native Hawaiian or Other Pacific Islander | | White | | Other | | Missing | |
|--|---|---------|---------|---------|--------|---------|---------|---------|
| | Number | Percent | Number | Percent | Number | Percent | Number | Percent |
| Chronic Obstructive Pulmonary Disease (COPD) | 130 | 0.7% | 117,112 | 1.5% | 3,633 | 0.5% | 3,796 | 0.4% |
| Obesity | 640 | 3.4% | 229,804 | 3.0% | 13,744 | 2.0% | 10,800 | 1.1% |
| Chronic Kidney Disease | 553 | 2.9% | 191,955 | 2.5% | 9,127 | 1.4% | 6,290 | 0.6% |
| Diabetes Mellitus | 929 | 4.9% | 314,303 | 4.1% | 18,235 | 2.7% | 15,956 | 1.6% |
| Hypertension | 1,222 | 6.4% | 678,736 | 8.8% | 28,811 | 4.3% | 27,784 | 2.8% |
| Liver Disease | 196 | 1.0% | 76,255 | 1.0% | 4,595 | 0.7% | 4,046 | 0.4% |
| Vascular Disease | 670 | 3.5% | 492,915 | 6.4% | 18,677 | 2.8% | 17,083 | 1.7% |
| Congestive Heart Failure | 145 | 0.8% | 89,507 | 1.2% | 3,195 | 0.5% | 2,751 | 0.3% |
| Coronary Artery Disease | 276 | 1.4% | 209,073 | 2.7% | 7,609 | 1.1% | 6,752 | 0.7% |
| Solid Organ Transplant | 23 | 0.1% | 3,862 | 0.1% | 226 | 0.0% | 167 | 0.0% |
| Blood Stem Cell Transplant | ***** | ***** | 1,021 | 0.0% | 71 | 0.0% | 33 | 0.0% |
| HIV | 36 | 0.2% | 10,378 | 0.1% | 1,147 | 0.2% | 2,178 | 0.2% |
| Smoking | 432 | 2.3% | 247,229 | 3.2% | 11,208 | 1.7% | 5,207 | 0.5% |
| Neurologic Conditions | 235 | 1.2% | 169,373 | 2.2% | 8,186 | 1.2% | 7,422 | 0.7% |
| Sickle Cell Disease | ***** | ***** | 316 | 0.0% | 321 | 0.0% | 244 | 0.0% |
| Drug or alcohol Abuse/Dependence | 106 | 0.6% | 53,202 | 0.7% | 2,745 | 0.4% | 2,531 | 0.3% |
| Pulmonary Conditions (including ARDS, Acute Resp Failure, Pneumonia, Chronic Resp Failure) | 143 | 0.8% | 57,716 | 0.8% | 3,308 | 0.5% | 2,982 | 0.3% |
| Cystic Fibrosis | ***** | ***** | 3,398 | 0.0% | 118 | 0.0% | 64 | 0.0% |
| Interstitial Lung Disease | 13 | 0.1% | 15,627 | 0.2% | 761 | 0.1% | 640 | 0.1% |
| Recorded Use Of Prior to Index Event (-183, -1 days) | | | | | | | | |
| Immunosuppressants | 152 | 0.8% | 82,107 | 1.1% | 4,388 | 0.7% | 3,734 | 0.4% |
| Immune Modulators | 244 | 1.3% | 104,194 | 1.4% | 4,718 | 0.7% | 4,280 | 0.4% |
| Glucocorticoids - Systemic | 656 | 3.4% | 315,739 | 4.1% | 15,857 | 2.4% | 12,976 | 1.3% |
| Glucocorticoids - Non-systemic (includes inhaled, ophthalmic, topical) | 291 | 1.5% | 130,210 | 1.7% | 8,333 | 1.2% | 9,280 | 0.9% |
| Glucocorticoids - Inhaled | 104 | 0.5% | 46,251 | 0.6% | 2,761 | 0.4% | 2,078 | 0.2% |

Table 1a. Baseline Characteristics for Patients with Any Diagnosis, Procedure, or Prescription from April 1, 2020 to March 21, 2021, Overall and by Race

| | Native Hawaiian or Other Pacific Islander | | White | | Other | | Missing | |
|---|---|---------|---------|---------|--------|---------|---------|---------|
| | Number | Percent | Number | Percent | Number | Percent | Number | Percent |
| Glucocorticoids - Ophthalmic | 29 | 0.2% | 16,971 | 0.2% | 690 | 0.1% | 891 | 0.1% |
| Glucocorticoids - Topical | 160 | 0.8% | 69,386 | 0.9% | 5,028 | 0.7% | 6,453 | 0.6% |
| Chemotherapy | 85 | 0.4% | 59,079 | 0.8% | 2,550 | 0.4% | 2,151 | 0.2% |
| Death Record from April 1, 2020 to March 21, 2021 | | | | | | | | |
| Death | 129 | 0.7% | 68,243 | 0.9% | 3,059 | 0.5% | 4,352 | 0.4% |
| Concurrent Use Of (-30, 0 days) | | | | | | | | |
| Angiotensin Converting Enzyme (ACE) Inhibitors Prescription | 378 | 2.0% | 160,356 | 2.1% | 8,444 | 1.3% | 9,771 | 1.0% |
| Angiotensin Converting Enzyme (ACE) Inhibitors Dispensing | 332 | 1.7% | 109,409 | 1.4% | 3,738 | 0.6% | 6,516 | 0.6% |
| Angiotensin II Receptor Blockers (ARBs) Prescription | 257 | 1.3% | 134,536 | 1.8% | 7,340 | 1.1% | 9,401 | 0.9% |
| Angiotensin II Receptor Blockers (ARBs) Dispensing | 218 | 1.1% | 76,562 | 1.0% | 2,682 | 0.4% | 4,993 | 0.5% |
| Vasopressors Prescription | ***** | ***** | 2,609 | 0.0% | 219 | 0.0% | 175 | 0.0% |
| Vasopressors Dispensing | 59 | 0.3% | 25,353 | 0.3% | 1,336 | 0.2% | 1,130 | 0.1% |
| Symptomatic Use (-1, 14 days) | | | | | | | | |
| Remdesivir | 40 | 0.2% | 7,154 | 0.1% | 1,166 | 0.2% | 791 | 0.1% |
| Monoclonal antibodies | ***** | ***** | 3,257 | 0.0% | 182 | 0.0% | 157 | 0.0% |
| Systemic glucocorticoids | 616 | 3.2% | 246,809 | 3.2% | 21,754 | 3.2% | 17,203 | 1.7% |
| Baricitinib | ***** | ***** | 168 | 0.0% | 19 | 0.0% | 23 | 0.0% |
| Tocilizumab | ***** | ***** | 465 | 0.0% | 53 | 0.0% | 54 | 0.0% |
| Hydroxychloroquine | 53 | 0.3% | 19,485 | 0.3% | 1,959 | 0.3% | 1,944 | 0.2% |
| Ivermectin | ***** | ***** | 2,650 | 0.0% | 196 | 0.0% | 256 | 0.0% |
| IL-1 inhibitors (aanakinra, cankinumab) | ***** | ***** | 396 | 0.0% | 39 | 0.0% | 76 | 0.0% |
| Azithromycin | 251 | 1.3% | 68,395 | 0.9% | 7,678 | 1.1% | 7,750 | 0.8% |
| Vitamin D | 589 | 3.1% | 190,083 | 2.5% | 16,689 | 2.5% | 21,655 | 2.2% |
| Supplemental oxygen | 44 | 0.2% | 17,306 | 0.2% | 1,408 | 0.2% | 1,195 | 0.1% |
| High-flow nasal oxygen | 0 | 0.0% | 280 | 0.0% | 56 | 0.0% | ***** | ***** |

Table 1a. Baseline Characteristics for Patients with Any Diagnosis, Procedure, or Prescription from April 1, 2020 to March 21, 2021, Overall and by Race

| | Native Hawaiian or Other Pacific Islander | | White | | Other | | Missing | |
|--|---|---------|-----------|---------|---------|---------|---------|---------|
| | Number | Percent | Number | Percent | Number | Percent | Number | Percent |
| Hemodialysis/filtration | 187 | 1.0% | 19,831 | 0.3% | 3,488 | 0.5% | 704 | 0.1% |
| Clinical Observations (-1, 14 days)⁴ | | | | | | | | |
| Respiratory rate | 3,875 | 20.4% | 777,404 | 10.1% | 111,874 | 16.7% | 125,039 | 12.4% |
| 0-22 /min | 0 | 0.0% | 20,865 | 2.7% | 0 | 0.0% | 23,125 | 18.5% |
| 22+ /min | ***** | ***** | 1,159 | 0.1% | 0 | 0.0% | 2,748 | 2.2% |
| 0-22 number of breaths | 0 | 0.0% | 0 | 0.0% | 0 | 0.0% | 0 | 0.0% |
| 22+ number of breaths | 0 | 0.0% | 0 | 0.0% | 0 | 0.0% | 0 | 0.0% |
| All Other or Missing Numeric | ***** | ***** | ***** | ***** | ***** | ***** | ***** | ***** |
| Result Values | | | | | | | | |
| All Other Result Modifier Values | ***** | ***** | ***** | ***** | ***** | ***** | ***** | ***** |
| All Other Result Unit Values | 302 | 7.8% | 315,161 | 40.5% | 42,968 | 38.4% | 14,739 | 11.8% |
| Missing Record | 15,166 | 79.6% | 6,907,289 | 89.9% | 559,179 | 83.3% | 879,594 | 87.6% |
| Temperature | 2,803 | 14.7% | 879,104 | 11.4% | 111,616 | 16.6% | 138,481 | 13.8% |
| 0-100.4 [degF] | 244 | 8.7% | 137,580 | 15.7% | 8,531 | 7.6% | 11,968 | 8.6% |
| 100.4+ [degF] | ***** | ***** | 1,350 | 0.2% | 210 | 0.2% | 211 | 0.2% |
| 0-38 Cel | ***** | ***** | 92,940 | 10.6% | 14,628 | 13.1% | 1,616 | 1.2% |
| 38+ Cel | 0 | 0.0% | 193 | 0.0% | 82 | 0.1% | ***** | ***** |
| All Other or Missing Numeric | ***** | ***** | ***** | ***** | ***** | ***** | ***** | ***** |
| Result Values | | | | | | | | |
| All Other Result Modifier Values | ***** | ***** | ***** | ***** | ***** | ***** | ***** | ***** |
| All Other Result Unit Values | 168 | 6.0% | 220,125 | 25.0% | 35,059 | 31.4% | 40,912 | 29.5% |
| Missing Record | 16,238 | 85.3% | 6,805,589 | 88.6% | 559,437 | 83.4% | 866,152 | 86.2% |
| Oxygen saturation | 3,344 | 17.6% | 420,741 | 5.5% | 70,886 | 10.6% | 48,625 | 4.8% |
| 0-94 % | 12 | 0.4% | 12,595 | 3.0% | 766 | 1.1% | 1,415 | 2.9% |
| 94+ % | 247 | 7.4% | 186,865 | 44.4% | 22,161 | 31.3% | 11,134 | 22.9% |
| All Other or Missing Numeric | ***** | ***** | ***** | ***** | ***** | ***** | ***** | ***** |
| Result Values | | | | | | | | |
| All Other Result Modifier Values | ***** | ***** | ***** | ***** | ***** | ***** | ***** | ***** |
| All Other Result Unit Values | ***** | ***** | 2,110 | 0.5% | 191 | 0.3% | 59 | 0.1% |
| Missing Record | 15,697 | 82.4% | 7,263,952 | 94.5% | 600,167 | 89.4% | 956,008 | 95.2% |

Table 1a. Baseline Characteristics for Patients with Any Diagnosis, Procedure, or Prescription from April 1, 2020 to March 21, 2021, Overall and by Race

| | Native Hawaiian or Other Pacific Islander | | White | | Other | | Missing | |
|---|---|---------|-----------|---------|---------|---------|---------|---------|
| | Number | Percent | Number | Percent | Number | Percent | Number | Percent |
| Heart rate | 2,256 | 11.8% | 1,068,465 | 13.9% | 105,617 | 15.7% | 172,463 | 17.2% |
| 0-60 bpm | 0 | 0.0% | 0 | 0.0% | 0 | 0.0% | 0 | 0.0% |
| 60-100 bpm | 0 | 0.0% | 0 | 0.0% | 0 | 0.0% | 0 | 0.0% |
| 100+ bpm | 0 | 0.0% | 0 | 0.0% | 0 | 0.0% | 0 | 0.0% |
| All Other or Missing Numeric | ***** | ***** | ***** | ***** | ***** | ***** | ***** | ***** |
| Result Values | | | | | | | | |
| All Other Result Modifier Values | ***** | ***** | ***** | ***** | ***** | ***** | ***** | ***** |
| All Other Result Unit Values | 400 | 17.7% | 713,908 | 66.8% | 66,694 | 63.1% | 118,058 | 68.5% |
| Missing Record | 16,785 | 88.2% | 6,616,228 | 86.1% | 565,436 | 84.3% | 832,170 | 82.8% |
| Symptoms (-1,14 days) | | | | | | | | |
| Abnormal Blood pressure | 154 | 0.8% | 43,418 | 0.6% | 3,677 | 0.5% | 4,006 | 0.4% |
| Fever +/- chills | 329 | 1.7% | 91,330 | 1.2% | 12,887 | 1.9% | 15,204 | 1.5% |
| Cough | 647 | 3.4% | 137,270 | 1.8% | 16,023 | 2.4% | 22,407 | 2.2% |
| Dyspnea/shortness of breath | 529 | 2.8% | 167,603 | 2.2% | 16,721 | 2.5% | 18,309 | 1.8% |
| Diarrhea | 203 | 1.1% | 67,406 | 0.9% | 6,946 | 1.0% | 7,285 | 0.7% |
| Myalgia | 188 | 1.0% | 46,881 | 0.6% | 6,032 | 0.9% | 6,520 | 0.6% |
| Malaise/Fatigue | 370 | 1.9% | 138,732 | 1.8% | 11,835 | 1.8% | 14,027 | 1.4% |
| Smell/Taste Disturbance | 81 | 0.4% | 12,271 | 0.2% | 1,830 | 0.3% | 2,881 | 0.3% |
| Nasal congestion | 69 | 0.4% | 27,460 | 0.4% | 3,221 | 0.5% | 4,446 | 0.4% |
| Sore throat | 390 | 2.0% | 107,259 | 1.4% | 12,062 | 1.8% | 18,833 | 1.9% |
| Nausea or vomiting | 259 | 1.4% | 109,104 | 1.4% | 12,990 | 1.9% | 10,965 | 1.1% |
| Headache | 198 | 1.0% | 56,546 | 0.7% | 6,911 | 1.0% | 6,100 | 0.6% |
| Multi-system Inflammatory Syndrome | 0 | 0.0% | 190 | 0.0% | 63 | 0.0% | 41 | 0.0% |
| Laboratory Test Results (-1,14 days) | | | | | | | | |
| Platelet Count | 3,295 | 17.3% | 1,213,253 | 15.8% | 129,177 | 19.2% | 114,058 | 11.4% |
| 0-149999 /uL | 0 | 0.0% | 0 | 0.0% | 0 | 0.0% | 0 | 0.0% |
| 150000-449999 /uL | 0 | 0.0% | 0 | 0.0% | 0 | 0.0% | 0 | 0.0% |
| 450000+ /uL | 0 | 0.0% | 0 | 0.0% | 0 | 0.0% | 0 | 0.0% |

Table 1a. Baseline Characteristics for Patients with Any Diagnosis, Procedure, or Prescription from April 1, 2020 to March 21, 2021, Overall and by Race

| | Native Hawaiian or Other Pacific Islander | | White | | Other | | Missing | |
|----------------------------------|--|---------|-----------|---------|---------|---------|---------|---------|
| | Number | Percent | Number | Percent | Number | Percent | Number | Percent |
| 0-134 10*9/L | 30 | 0.9% | 16,461 | 1.4% | 600 | 0.5% | 465 | 0.4% |
| 135-316 10*9/L | 524 | 15.9% | 237,646 | 19.6% | 11,436 | 8.9% | 8,107 | 7.1% |
| 317+ 10*9/L | 164 | 5.0% | 45,915 | 3.8% | 3,035 | 2.3% | 1,966 | 1.7% |
| All Other or Missing Numeric | ***** | ***** | ***** | ***** | ***** | ***** | ***** | ***** |
| Result Values | | | | | | | | |
| All Other Result Modifier Values | ***** | ***** | ***** | ***** | ***** | ***** | ***** | ***** |
| All Other Result Unit Values | 2,540 | 77.1% | 884,189 | 72.9% | 107,290 | 83.1% | 101,028 | 88.6% |
| Missing Record | 15,746 | 82.7% | 6,471,440 | 84.2% | 541,876 | 80.8% | 890,575 | 88.6% |
| Bilirubin, Direct | 388 | 2.0% | 119,425 | 1.6% | 16,638 | 2.5% | 16,826 | 1.7% |
| 0-0.3 mg/dL | 219 | 56.4% | 62,638 | 52.4% | 10,428 | 62.7% | 10,873 | 64.6% |
| 0.3+ mg/dL | ***** | ***** | 2,143 | 1.8% | 211 | 1.3% | 193 | 1.1% |
| All Other or Missing Numeric | ***** | ***** | ***** | ***** | ***** | ***** | ***** | ***** |
| Result Values | | | | | | | | |
| All Other Result Modifier Values | ***** | ***** | ***** | ***** | ***** | ***** | ***** | ***** |
| All Other Result Unit Values | ***** | ***** | 139 | 0.1% | ***** | ***** | ***** | ***** |
| Missing Record | 18,653 | 98.0% | 7,565,268 | 98.4% | 654,415 | 97.5% | 987,807 | 98.3% |
| Bilirubin Total | 2,761 | 14.5% | 969,340 | 12.6% | 109,913 | 16.4% | 94,901 | 9.4% |
| 0-1 mg/dL | 2,222 | 80.5% | 765,624 | 79.0% | 74,951 | 68.2% | 71,721 | 75.6% |
| 1-1.2 mg/dL | 117 | 4.2% | 49,382 | 5.1% | 3,934 | 3.6% | 4,620 | 4.9% |
| 1.2+ mg/dL | 355 | 12.9% | 105,235 | 10.9% | 12,625 | 11.5% | 13,907 | 14.7% |
| All Other or Missing Numeric | ***** | ***** | ***** | ***** | ***** | ***** | ***** | ***** |
| Result Values | | | | | | | | |
| All Other Result Modifier Values | ***** | ***** | ***** | ***** | ***** | ***** | ***** | ***** |
| All Other Result Unit Values | 14 | 0.5% | 3,671 | 0.4% | 958 | 0.9% | 247 | 0.3% |
| Missing Record | 16,280 | 85.5% | 6,715,353 | 87.4% | 561,140 | 83.6% | 909,732 | 90.6% |
| Bilirubin, Indirect | 106 | 0.6% | 43,506 | 0.6% | 1,986 | 0.3% | 12,318 | 1.2% |
| 0-0.2 mg/dL | 14 | 13.2% | 4,531 | 10.4% | 189 | 9.5% | 925 | 7.5% |
| 0.2-0.8 mg/dL | 71 | 67.0% | 27,283 | 62.7% | 727 | 36.6% | 7,824 | 63.5% |
| 0.8+ mg/dL | 20 | 18.9% | 9,908 | 22.8% | 1,011 | 50.9% | 2,597 | 21.1% |

Table 1a. Baseline Characteristics for Patients with Any Diagnosis, Procedure, or Prescription from April 1, 2020 to March 21, 2021, Overall and by Race

| | Native Hawaiian or Other Pacific Islander | | White | | Other | | Missing | |
|--|---|---------|-----------|---------|---------|---------|---------|---------|
| | Number | Percent | Number | Percent | Number | Percent | Number | Percent |
| All Other or Missing Numeric Result Values | ***** | ***** | ***** | ***** | ***** | ***** | ***** | ***** |
| All Other Result Modifier Values | ***** | ***** | ***** | ***** | ***** | ***** | ***** | ***** |
| All Other Result Unit Values | ***** | ***** | 263 | 0.6% | 15 | 0.8% | 112 | 0.9% |
| Missing Record | 18,935 | 99.4% | 7,641,187 | 99.4% | 669,067 | 99.7% | 992,315 | 98.8% |
| CRP | 365 | 1.9% | 139,539 | 1.8% | 13,336 | 2.0% | 13,831 | 1.4% |
| 0-0.8 mg/dL | 70 | 19.2% | 19,643 | 14.1% | 1,543 | 11.6% | 1,734 | 12.5% |
| 0.8+ mg/dL | 125 | 34.2% | 32,763 | 23.5% | 2,240 | 16.8% | 4,540 | 32.8% |
| All Other or Missing Numeric Result Values | ***** | ***** | ***** | ***** | ***** | ***** | ***** | ***** |
| All Other Result Modifier Values | ***** | ***** | ***** | ***** | ***** | ***** | ***** | ***** |
| All Other Result Unit Values | 92 | 25.2% | 45,807 | 32.8% | 6,893 | 51.7% | 3,433 | 24.8% |
| Missing Record | 18,676 | 98.1% | 7,545,154 | 98.2% | 657,717 | 98.0% | 990,802 | 98.6% |
| Ferritin | 394 | 2.1% | 119,827 | 1.6% | 12,666 | 1.9% | 15,611 | 1.6% |
| 0-11 ng/mL | 29 | 7.4% | 9,067 | 7.6% | 1,469 | 11.6% | 1,631 | 10.4% |
| 12-307 ng/mL | 204 | 51.8% | 65,352 | 54.5% | 6,949 | 54.9% | 9,508 | 60.9% |
| 308-336 ng/mL | ***** | ***** | 1,594 | 1.3% | 181 | 1.4% | 218 | 1.4% |
| 337+ ng/mL | 111 | 28.2% | 23,021 | 19.2% | 3,186 | 25.2% | 3,514 | 22.5% |
| All Other or Missing Numeric Result Values | ***** | ***** | ***** | ***** | ***** | ***** | ***** | ***** |
| All Other Result Modifier Values | ***** | ***** | ***** | ***** | ***** | ***** | ***** | ***** |
| All Other Result Unit Values | 39 | 9.9% | 18,689 | 15.6% | 579 | 4.6% | 401 | 2.6% |
| Missing Record | 18,647 | 97.9% | 7,564,866 | 98.4% | 658,387 | 98.1% | 989,022 | 98.4% |
| D-dimer | 61 | 0.3% | 26,277 | 0.3% | 3,784 | 0.6% | 3,200 | 0.3% |
| 0-500 ng/mL | ***** | ***** | 504 | 1.9% | 83 | 2.2% | 435 | 13.6% |
| 500+ ng/mL | ***** | ***** | 1,022 | 3.9% | 43 | 1.1% | 827 | 25.8% |
| All Other or Missing Numeric Result Values | ***** | ***** | ***** | ***** | ***** | ***** | ***** | ***** |
| All Other Result Modifier Values | ***** | ***** | ***** | ***** | ***** | ***** | ***** | ***** |
| All Other Result Unit Values | 49 | 80.3% | 20,203 | 76.9% | 2,542 | 67.2% | 1,511 | 47.2% |

Table 1a. Baseline Characteristics for Patients with Any Diagnosis, Procedure, or Prescription from April 1, 2020 to March 21, 2021, Overall and by Race

| | Native Hawaiian or Other Pacific Islander | | White | | Other | | Missing | |
|----------------------------------|---|---------|-----------|---------|---------|---------|-----------|---------|
| | Number | Percent | Number | Percent | Number | Percent | Number | Percent |
| Missing Record | 18,980 | 99.7% | 7,658,416 | 99.7% | 667,269 | 99.4% | 1,001,433 | 99.7% |
| CPK | 142 | 0.7% | 54,803 | 0.7% | 5,748 | 0.9% | 7,163 | 0.7% |
| 0-25 U/L | ***** | ***** | 1,298 | 2.4% | 152 | 2.6% | 129 | 1.8% |
| 26-192 U/L | 73 | 51.4% | 26,941 | 49.2% | 2,966 | 51.6% | 4,016 | 56.1% |
| 192+ U/L | 39 | 27.5% | 9,916 | 18.1% | 1,421 | 24.7% | 2,001 | 27.9% |
| All Other or Missing Numeric | ***** | ***** | ***** | ***** | ***** | ***** | ***** | ***** |
| Result Values | | | | | | | | |
| All Other Result Modifier Values | ***** | ***** | ***** | ***** | ***** | ***** | ***** | ***** |
| All Other Result Unit Values | 29 | 20.4% | 16,114 | 29.4% | 1,149 | 20.0% | 885 | 12.4% |
| Missing Record | 18,899 | 99.3% | 7,629,890 | 99.3% | 665,305 | 99.1% | 997,470 | 99.3% |
| WBC Count | 2,972 | 15.6% | 1,097,922 | 14.3% | 122,943 | 18.3% | 103,454 | 10.3% |
| 0-4.5 10 ⁹ /L | 42 | 1.4% | 25,174 | 2.3% | 920 | 0.7% | 854 | 0.8% |
| 4.5-11 10 ⁹ /L | 563 | 18.9% | 229,703 | 20.9% | 11,183 | 9.1% | 8,029 | 7.8% |
| 11+ 10 ⁹ /L | 118 | 4.0% | 46,401 | 4.2% | 3,020 | 2.5% | 1,683 | 1.6% |
| All Other or Missing Numeric | ***** | ***** | ***** | ***** | ***** | ***** | ***** | ***** |
| Result Values | | | | | | | | |
| All Other Result Modifier Values | ***** | ***** | ***** | ***** | ***** | ***** | ***** | ***** |
| All Other Result Unit Values | 2,229 | 75.0% | 774,251 | 70.5% | 101,746 | 82.8% | 90,770 | 87.7% |
| Missing Record | 16,069 | 84.4% | 6,586,771 | 85.7% | 548,110 | 81.7% | 901,179 | 89.7% |
| Absolute Lymphocyte Count | 2,334 | 12.3% | 894,317 | 11.6% | 95,855 | 14.3% | 85,985 | 8.6% |
| 0-0.94 10 ⁹ /L | 38 | 1.6% | 22,380 | 2.5% | 725 | 0.8% | 647 | 0.8% |
| 0.95-3.06 10 ⁹ /L | 263 | 11.3% | 139,690 | 15.6% | 5,839 | 6.1% | 4,774 | 5.6% |
| 3.07+ 10 ⁹ /L | 33 | 1.4% | 12,716 | 1.4% | 1,053 | 1.1% | 712 | 0.8% |
| All Other or Missing Numeric | ***** | ***** | ***** | ***** | ***** | ***** | ***** | ***** |
| Result Values | | | | | | | | |
| All Other Result Modifier Values | ***** | ***** | ***** | ***** | ***** | ***** | ***** | ***** |
| All Other Result Unit Values | 1,987 | 85.1% | 703,051 | 78.6% | 83,146 | 86.7% | 78,298 | 91.1% |
| Missing Record | 16,707 | 87.7% | 6,790,376 | 88.4% | 575,198 | 85.7% | 918,648 | 91.4% |
| Sodium | 3,330 | 17.5% | 1,239,574 | 16.1% | 122,646 | 18.3% | 108,882 | 10.8% |
| 0-135 mEq/L | 0 | 0.0% | 0 | 0.0% | 0 | 0.0% | 0 | 0.0% |

Table 1a. Baseline Characteristics for Patients with Any Diagnosis, Procedure, or Prescription from April 1, 2020 to March 21, 2021, Overall and by Race

| | Native Hawaiian or Other Pacific Islander | | White | | Other | | Missing | |
|--|---|---------|-----------|---------|---------|---------|---------|---------|
| | Number | Percent | Number | Percent | Number | Percent | Number | Percent |
| 135-145 mEq/L | 0 | 0.0% | 0 | 0.0% | 0 | 0.0% | 0 | 0.0% |
| 145+ mEq/L | 0 | 0.0% | 0 | 0.0% | 0 | 0.0% | 0 | 0.0% |
| All Other or Missing Numeric Result Values | ***** | ***** | ***** | ***** | ***** | ***** | ***** | ***** |
| All Other Result Modifier Values | ***** | ***** | ***** | ***** | ***** | ***** | ***** | ***** |
| All Other Result Unit Values | 3,308 | 99.3% | 1,216,497 | 98.1% | 116,540 | 95.0% | 106,655 | 98.0% |
| Missing Record | 15,711 | 82.5% | 6,445,119 | 83.9% | 548,407 | 81.7% | 895,751 | 89.2% |
| Aspartate (AST) | 2,549 | 13.4% | 922,092 | 12.0% | 98,723 | 14.7% | 87,489 | 8.7% |
| 0-40 U/L | 1,541 | 60.5% | 529,965 | 57.5% | 62,019 | 62.8% | 56,533 | 64.6% |
| 40+ U/L | 282 | 11.1% | 80,550 | 8.7% | 9,552 | 9.7% | 9,576 | 10.9% |
| 0-40 [UI]/L | 0 | 0.0% | 0 | 0.0% | 0 | 0.0% | 0 | 0.0% |
| 40+ [UI]/L | 0 | 0.0% | 0 | 0.0% | 0 | 0.0% | 0 | 0.0% |
| All Other or Missing Numeric Result Values | ***** | ***** | ***** | ***** | ***** | ***** | ***** | ***** |
| All Other Result Modifier Values | ***** | ***** | ***** | ***** | ***** | ***** | ***** | ***** |
| All Other Result Unit Values | 706 | 27.7% | 289,358 | 31.4% | 21,583 | 21.9% | 19,128 | 21.9% |
| Missing Record | 16,492 | 86.6% | 6,762,601 | 88.0% | 572,330 | 85.3% | 917,144 | 91.3% |
| Alanine (ALT) | 2,420 | 12.7% | 873,830 | 11.4% | 95,845 | 14.3% | 83,112 | 8.3% |
| 0-40 U/L | 1,350 | 55.8% | 465,465 | 53.3% | 56,501 | 59.0% | 50,561 | 60.8% |
| 40+ U/L | 343 | 14.2% | 95,505 | 10.9% | 12,093 | 12.6% | 11,080 | 13.3% |
| 0-40 [UI]/L | 0 | 0.0% | 0 | 0.0% | 0 | 0.0% | 0 | 0.0% |
| 40+ [UI]/L | 0 | 0.0% | 0 | 0.0% | 0 | 0.0% | 0 | 0.0% |
| All Other or Missing Numeric Result Values | ***** | ***** | ***** | ***** | ***** | ***** | ***** | ***** |
| All Other Result Modifier Values | ***** | ***** | ***** | ***** | ***** | ***** | ***** | ***** |
| All Other Result Unit Values | 688 | 28.4% | 285,573 | 32.7% | 21,310 | 22.2% | 18,631 | 22.4% |
| Missing Record | 16,621 | 87.3% | 6,810,863 | 88.6% | 575,208 | 85.7% | 921,521 | 91.7% |
| Venous Lactate | 69 | 0.4% | 25,598 | 0.3% | 5,536 | 0.8% | 3,024 | 0.3% |
| 0-0.5 mmol/L | 0 | 0.0% | 144 | 0.6% | 35 | 0.6% | 28 | 0.9% |
| 0.5-2.2 mmol/L | 56 | 81.2% | 20,026 | 78.2% | 4,513 | 81.5% | 2,066 | 68.3% |

Table 1a. Baseline Characteristics for Patients with Any Diagnosis, Procedure, or Prescription from April 1, 2020 to March 21, 2021, Overall and by Race

| | Native Hawaiian or Other Pacific Islander | | White | | Other | | Missing | |
|--|---|---------|-----------|---------|---------|---------|-----------|---------|
| | Number | Percent | Number | Percent | Number | Percent | Number | Percent |
| 2.2+ mmol/L | 11 | 15.9% | 4,996 | 19.5% | 975 | 17.6% | 894 | 29.6% |
| All Other or Missing Numeric Result Values | ***** | ***** | ***** | ***** | ***** | ***** | ***** | ***** |
| All Other Result Modifier Values | ***** | ***** | ***** | ***** | ***** | ***** | ***** | ***** |
| All Other Result Unit Values | 0 | 0.0% | ***** | ***** | 0 | 0.0% | ***** | ***** |
| Missing Record | 18,972 | 99.6% | 7,659,095 | 99.7% | 665,517 | 99.2% | 1,001,609 | 99.7% |
| Troponin I | 461 | 2.4% | 156,369 | 2.0% | 22,153 | 3.3% | 14,576 | 1.5% |
| 0-0.04 ng/mL | 130 | 28.2% | 36,310 | 23.2% | 4,229 | 19.1% | 3,794 | 26.0% |
| 0.04+ ng/mL | 68 | 14.8% | 21,575 | 13.8% | 2,435 | 11.0% | 2,197 | 15.1% |
| All Other or Missing Numeric Result Values | ***** | ***** | ***** | ***** | ***** | ***** | ***** | ***** |
| All Other Result Modifier Values | ***** | ***** | ***** | ***** | ***** | ***** | ***** | ***** |
| All Other Result Unit Values | 11 | 2.4% | 5,304 | 3.4% | 311 | 1.4% | 424 | 2.9% |
| Missing Record | 18,580 | 97.6% | 7,528,324 | 98.0% | 648,900 | 96.7% | 990,057 | 98.5% |
| Troponin I, High Sensitivity | 0 | 0.0% | 151 | 0.0% | ***** | ***** | 70 | 0.0% |
| 0-14 ng/L | 0 | 0.0% | 0 | 0.0% | 0 | 0.0% | 0 | 0.0% |
| 15+ ng/L | 0 | 0.0% | 0 | 0.0% | 0 | 0.0% | 0 | 0.0% |
| All Other or Missing Numeric Result Values | ***** | ***** | ***** | ***** | ***** | ***** | ***** | ***** |
| All Other Result Modifier Values | ***** | ***** | ***** | ***** | ***** | ***** | ***** | ***** |
| All Other Result Unit Values | 0 | 0.0% | 104 | 68.9% | ***** | ***** | 57 | 81.4% |
| Missing Record | 19,041 | 100.0% | 7,684,542 | 100.0% | 671,049 | 100.0% | 1,004,563 | 100.0% |
| BNP | 199 | 1.0% | 73,685 | 1.0% | 7,016 | 1.0% | 6,073 | 0.6% |
| 0-99 pg/mL | 108 | 54.3% | 34,910 | 47.4% | 3,266 | 46.6% | 3,384 | 55.7% |
| 100+ pg/mL | 76 | 38.2% | 31,075 | 42.2% | 2,164 | 30.8% | 2,103 | 34.6% |
| All Other or Missing Numeric Result Values | ***** | ***** | ***** | ***** | ***** | ***** | ***** | ***** |
| All Other Result Modifier Values | ***** | ***** | ***** | ***** | ***** | ***** | ***** | ***** |
| All Other Result Unit Values | 0 | 0.0% | 66 | 0.1% | ***** | ***** | ***** | ***** |
| Missing Record | 18,842 | 99.0% | 7,611,008 | 99.0% | 664,037 | 99.0% | 998,560 | 99.4% |

Table 1a. Baseline Characteristics for Patients with Any Diagnosis, Procedure, or Prescription from April 1, 2020 to March 21, 2021, Overall and by Race

| | Native Hawaiian or Other Pacific Islander | | White | | Other | | Missing | |
|--|---|---------|-----------|---------|---------|---------|-----------|---------|
| | Number | Percent | Number | Percent | Number | Percent | Number | Percent |
| Procalcitonin | 118 | 0.6% | 33,139 | 0.4% | 5,126 | 0.8% | 3,975 | 0.4% |
| 0-0.15 ng/mL | 49 | 41.5% | 13,543 | 40.9% | 1,891 | 36.9% | 1,469 | 37.0% |
| 0.15+ ng/mL | 57 | 48.3% | 15,301 | 46.2% | 2,385 | 46.5% | 1,921 | 48.3% |
| All Other or Missing Numeric Result Values | ***** | ***** | ***** | ***** | ***** | ***** | ***** | ***** |
| All Other Result Modifier Values | ***** | ***** | ***** | ***** | ***** | ***** | ***** | ***** |
| All Other Result Unit Values | 0 | 0.0% | 26 | 0.1% | 13 | 0.3% | ***** | ***** |
| Missing Record | 18,923 | 99.4% | 7,651,554 | 99.6% | 665,927 | 99.2% | 1,000,658 | 99.6% |
| LDH | 262 | 1.4% | 68,308 | 0.9% | 8,412 | 1.3% | 8,330 | 0.8% |
| 0-80 U/L | 0 | 0.0% | 111 | 0.2% | ***** | ***** | ***** | ***** |
| 80-225 U/L | 55 | 21.0% | 26,695 | 39.1% | 1,437 | 17.1% | 2,842 | 34.1% |
| 225+ U/L | 101 | 38.5% | 22,763 | 33.3% | 2,343 | 27.9% | 3,754 | 45.1% |
| All Other or Missing Numeric Result Values | ***** | ***** | ***** | ***** | ***** | ***** | ***** | ***** |
| All Other Result Modifier Values | ***** | ***** | ***** | ***** | ***** | ***** | ***** | ***** |
| All Other Result Unit Values | 100 | 38.2% | 17,423 | 25.5% | 4,284 | 50.9% | 1,614 | 19.4% |
| Missing Record | 18,779 | 98.6% | 7,616,385 | 99.1% | 662,641 | 98.7% | 996,303 | 99.2% |
| PT/INR | 489 | 2.6% | 215,655 | 2.8% | 22,280 | 3.3% | 20,387 | 2.0% |
| 0-11 s | 0 | 0.0% | ***** | ***** | 0 | 0.0% | 0 | 0.0% |
| 11-13.4 s | 0 | 0.0% | 0 | 0.0% | 0 | 0.0% | 0 | 0.0% |
| 13.4+ s | 0 | 0.0% | 0 | 0.0% | 0 | 0.0% | 0 | 0.0% |
| 0-0.8 | 0 | 0.0% | 26 | 0.0% | ***** | ***** | ***** | ***** |
| 0.8-1.1 | 18 | 3.7% | 7,535 | 3.5% | 686 | 3.1% | 906 | 4.4% |
| 1.1+ | ***** | ***** | 6,941 | 3.2% | 561 | 2.5% | 921 | 4.5% |
| All Other or Missing Numeric Result Values | ***** | ***** | ***** | ***** | ***** | ***** | ***** | ***** |
| All Other Result Modifier Values | ***** | ***** | ***** | ***** | ***** | ***** | ***** | ***** |
| All Other Result Unit Values | 455 | 93.0% | 197,442 | 91.6% | 20,144 | 90.4% | 18,315 | 89.8% |
| Missing Record | 18,552 | 97.4% | 7,469,038 | 97.2% | 648,773 | 96.7% | 984,246 | 98.0% |

Index Criteria (-7, 1 days)

Table 1a. Baseline Characteristics for Patients with Any Diagnosis, Procedure, or Prescription from April 1, 2020 to March 21, 2021, Overall and by Race

| | Native Hawaiian or Other Pacific Islander | | White | | Other | | Missing | |
|--|---|---------|-----------|---------|---------|---------|---------|---------|
| | Number | Percent | Number | Percent | Number | Percent | Number | Percent |
| COVID Lab | 3,276 | 17.2% | 846,326 | 11.0% | 97,154 | 14.5% | 182,318 | 18.1% |
| Borderline | 0 | 0.0% | 0 | 0.0% | 0 | 0.0% | 0 | 0.0% |
| Detected | 210 | 6.4% | 41,719 | 4.9% | 4,009 | 4.1% | 7,157 | 3.9% |
| Inconclusive | ***** | ***** | 82 | 0.0% | 14 | 0.0% | ***** | ***** |
| Negative | 1,734 | 52.9% | 354,023 | 41.8% | 58,738 | 60.5% | 102,009 | 56.0% |
| Not Detected | 568 | 17.3% | 181,728 | 21.5% | 12,467 | 12.8% | 16,717 | 9.2% |
| Positive | 417 | 12.7% | 43,219 | 5.1% | 12,293 | 12.7% | 14,554 | 8.0% |
| Presumptive Positive | ***** | ***** | 130 | 0.0% | 21 | 0.0% | ***** | ***** |
| SARS Coronavirus 2 | 0 | 0.0% | 0 | 0.0% | 0 | 0.0% | 0 | 0.0% |
| Undetermined | 17 | 0.5% | 7,304 | 0.9% | 402 | 0.4% | 729 | 0.4% |
| All Other Result Qual Values | 329 | 10.0% | 218,121 | 25.8% | 9,210 | 9.5% | 41,128 | 22.6% |
| Missing Record | 15,765 | 82.8% | 6,838,367 | 89.0% | 573,899 | 85.5% | 822,315 | 81.9% |
| COVID Diagnosis | 542 | 2.8% | 105,875 | 1.4% | 16,713 | 2.5% | 19,900 | 2.0% |
| Hospitalized for COVID | 109 | 0.6% | 17,819 | 0.2% | 3,812 | 0.6% | 3,021 | 0.3% |
| Medical Utilization (-183, -1 days) | | | | | | | | |
| Any (1) Diagnosis or Procedure | 5,466 | 28.7% | 2,634,448 | 34.3% | 160,417 | 23.9% | 176,694 | 17.6% |
| Any (2) Diagnoses or Procedures | 3,772 | 19.8% | 1,812,751 | 23.6% | 106,458 | 15.9% | 108,504 | 10.8% |
| Any (3) Diagnoses or Procedures | 2,735 | 14.4% | 1,327,397 | 17.3% | 76,297 | 11.4% | 73,593 | 7.3% |
| Any (1) Inpatient Diagnosis or Procedure | 413 | 2.2% | 183,997 | 2.4% | 12,525 | 1.9% | 9,647 | 1.0% |
| Any (2) Inpatient Diagnoses or Procedures | 287 | 1.5% | 140,606 | 1.8% | 10,224 | 1.5% | 6,776 | 0.7% |
| Any (3) Inpatient Diagnoses or Procedures | 210 | 1.1% | 108,906 | 1.4% | 8,166 | 1.2% | 5,058 | 0.5% |
| Any (1) Institutional Stay Diagnosis or Procedure | ***** | ***** | 2,786 | 0.0% | 25 | 0.0% | 24 | 0.0% |
| Any (2) Institutional Stay Diagnoses or Procedures | ***** | ***** | 2,199 | 0.0% | 21 | 0.0% | 21 | 0.0% |
| Any (3) Institutional Stay Diagnoses or Procedures | ***** | ***** | 1,681 | 0.0% | 21 | 0.0% | 16 | 0.0% |

Table 1a. Baseline Characteristics for Patients with Any Diagnosis, Procedure, or Prescription from April 1, 2020 to March 21, 2021, Overall and by Race

| | Native Hawaiian or Other Pacific Islander | | White | | Other | | Missing | |
|--|---|---------|-----------|---------|---------|---------|---------|---------|
| | Number | Percent | Number | Percent | Number | Percent | Number | Percent |
| Any (1) Emergency Department Diagnosis or Procedure | 719 | 3.8% | 241,070 | 3.1% | 25,751 | 3.8% | 16,823 | 1.7% |
| Any (2) Emergency Department Diagnoses or Procedures | 215 | 1.1% | 75,442 | 1.0% | 9,112 | 1.4% | 5,023 | 0.5% |
| Any (3) Emergency Department Diagnoses or Procedures | 104 | 0.5% | 30,462 | 0.4% | 4,158 | 0.6% | 1,958 | 0.2% |
| Any (1) Ambulatory Diagnosis or Procedure | 5,017 | 26.3% | 2,428,153 | 31.6% | 138,631 | 20.7% | 155,756 | 15.5% |
| Any (2) Ambulatory Diagnoses or Procedures | 3,285 | 17.3% | 1,553,490 | 20.2% | 85,000 | 12.7% | 88,250 | 8.8% |
| Any (3) Ambulatory Diagnoses or Procedures | 2,238 | 11.8% | 1,071,446 | 13.9% | 56,163 | 8.4% | 55,221 | 5.5% |
| Any (1) Other Ambulatory Diagnosis or Procedure | 1,197 | 6.3% | 606,416 | 7.9% | 44,750 | 6.7% | 45,571 | 4.5% |
| Any (2) Other Ambulatory Diagnoses or Procedures | 649 | 3.4% | 321,456 | 4.2% | 23,481 | 3.5% | 23,021 | 2.3% |
| Any (3) Other Ambulatory Diagnoses or Procedures | 412 | 2.2% | 197,724 | 2.6% | 14,656 | 2.2% | 13,833 | 1.4% |
| Drug Utilization (-183, -1 days) | | | | | | | | |
| Any (1) Prescription | 4,540 | 23.8% | 2,276,347 | 29.6% | 128,178 | 19.1% | 143,316 | 14.3% |
| Any (2) Prescriptions | 2,912 | 15.3% | 1,525,450 | 19.9% | 78,224 | 11.7% | 87,508 | 8.7% |
| Any (3) Prescriptions | 1,999 | 10.5% | 1,083,679 | 14.1% | 52,597 | 7.8% | 58,085 | 5.8% |
| Any (1) Dispensings | 4,494 | 23.6% | 1,649,927 | 21.5% | 78,641 | 11.7% | 125,472 | 12.5% |

Table 1a. Baseline Characteristics for Patients with Any Diagnosis, Procedure, or Prescription from April 1, 2020 to March 21, 2021, Overall and by Race

| | Native Hawaiian or Other Pacific Islander | | White | | Other | | Missing | |
|---------------------------------|---|---------|-----------|---------|--------|---------|---------|---------|
| | Number | Percent | Number | Percent | Number | Percent | Number | Percent |
| Any (2) Dispensings | 3,562 | 18.7% | 1,396,081 | 18.2% | 59,322 | 8.8% | 97,539 | 9.7% |
| Any (3) Dispensings | 2,943 | 15.5% | 1,206,886 | 15.7% | 48,505 | 7.2% | 81,257 | 8.1% |
| Any (1) Medical Administration | 1,819 | 9.6% | 770,734 | 10.0% | 50,632 | 7.5% | 39,183 | 3.9% |
| Any (2) Medical Administrations | 889 | 4.7% | 383,094 | 5.0% | 24,305 | 3.6% | 16,079 | 1.6% |
| Any (3) Medical Administrations | 558 | 2.9% | 249,525 | 3.2% | 15,404 | 2.3% | 9,696 | 1.0% |

¹Classification derived from Rural-Urban Community Area Codes. See report overview for more information.

²Measured using the Social Deprivation Index, where higher quartiles indicate more social deprivation relative to other areas. See report overview for more information.

³Percentages for BMI are calculated out of the total number of patients in the age strata, not from the overall number of patients in the cohort.

⁴Percentages of result classification for clinical observations and laboratory results are calculated out of the total number of patients with a record for that test, not from the overall number of patients in the cohort.

***** Cell has been masked to protect patient privacy.

Table 1b. Baseline Characteristics for Patients Test for COVID-19 from April 1, 2020 to March 21, 2021, Overall and by Race

| | All Patients | | American Indian or Alaska Native | | Asian | | Black or African American | |
|---|--------------|--------------------|----------------------------------|--------------------|--------|--------------------|---------------------------|--------------------|
| | Number | Percent | Number | Percent | Number | Percent | Number | Percent |
| Number of unique patients | 2,706,153 | | 9,448 | | 91,493 | | 398,965 | |
| Age (years) | Mean | Standard Deviation | Mean | Standard Deviation | Mean | Standard Deviation | Mean | Standard Deviation |
| Mean Age | 41.0 | 20.8 | 39.0 | 20.2 | 39.6 | 19.5 | 39.6 | 19.4 |
| | Number | Percent | Number | Percent | Number | Percent | Number | Percent |
| 0-5 | 208,702 | 7.7% | 665 | 7.0% | 7,098 | 7.8% | 36,043 | 9.0% |
| 6-11 | 149,014 | 5.5% | 496 | 5.2% | 4,127 | 4.5% | 21,056 | 5.3% |
| 12-18 | 206,299 | 7.6% | 698 | 7.4% | 4,777 | 5.2% | 28,593 | 7.2% |
| 19-29 | 388,984 | 14.4% | 1,468 | 15.5% | 14,833 | 16.2% | 56,213 | 14.1% |
| 30-39 | 378,755 | 14.0% | 1,511 | 16.0% | 19,145 | 20.9% | 55,908 | 14.0% |
| 40-49 | 310,536 | 11.5% | 1,359 | 14.4% | 11,659 | 12.7% | 50,532 | 12.7% |
| 50-64 | 534,240 | 19.7% | 1,992 | 21.1% | 15,358 | 16.8% | 88,494 | 22.2% |
| 65-74 | 308,240 | 11.4% | 852 | 9.0% | 8,019 | 8.8% | 39,936 | 10.0% |
| 75+ | 221,383 | 8.2% | 407 | 4.3% | 6,477 | 7.1% | 22,190 | 5.6% |
| Sex | | | | | | | | |
| Female | 1,493,911 | 55.2% | 5,547 | 58.7% | 53,448 | 58.4% | 230,400 | 57.7% |
| Male | 1,212,242 | 44.8% | 3,901 | 41.3% | 38,045 | 41.6% | 168,565 | 42.3% |
| Race | | | | | | | | |
| American Indian or Alaska Native | 9,448 | 0.3% | 9,448 | 100.0% | 0 | 0.0% | 0 | 0.0% |
| Asian | 91,493 | 3.4% | 0 | 0.0% | 91,493 | 100.0% | 0 | 0.0% |
| Black or African American | 398,965 | 14.7% | 0 | 0.0% | 0 | 0.0% | 398,965 | 100.0% |
| Native Hawaiian or Other Pacific Islander | 5,612 | 0.2% | 0 | 0.0% | 0 | 0.0% | 0 | 0.0% |
| White | 1,761,216 | 65.1% | 0 | 0.0% | 0 | 0.0% | 0 | 0.0% |
| Other | 179,923 | 6.6% | 0 | 0.0% | 0 | 0.0% | 0 | 0.0% |
| Missing | 259,496 | 9.6% | 0 | 0.0% | 0 | 0.0% | 0 | 0.0% |
| Hispanic | | | | | | | | |
| Yes | 288,169 | 10.6% | 2,379 | 25.2% | 1,548 | 1.7% | 8,080 | 2.0% |
| No | 2,183,703 | 80.7% | 6,670 | 70.6% | 85,672 | 93.6% | 380,641 | 95.4% |
| Other | 20,310 | 0.8% | 41 | 0.4% | 355 | 0.4% | 2,405 | 0.6% |
| Missing | 213,971 | 7.9% | 358 | 3.8% | 3,918 | 4.3% | 7,839 | 2.0% |

Table 1b. Baseline Characteristics for Patients Test for COVID-19 from April 1, 2020 to March 21, 2021, Overall and by Race

| | All Patients | | American Indian or Alaska Native | | Asian | | Black or African American | |
|--------------------------------|--------------|---------|----------------------------------|---------|--------|---------|---------------------------|---------|
| | Number | Percent | Number | Percent | Number | Percent | Number | Percent |
| Index Year | | | | | | | | |
| 2020 | 2,156,635 | 79.7% | 7,459 | 78.9% | 72,601 | 79.4% | 311,582 | 78.1% |
| 2021 | 549,518 | 20.3% | 1,989 | 21.1% | 18,892 | 20.6% | 87,383 | 21.9% |
| Index Month and Year | | | | | | | | |
| Apr-20 | 113,714 | 4.2% | 434 | 4.6% | 4,723 | 5.2% | 20,821 | 5.2% |
| May-20 | 176,133 | 6.5% | 740 | 7.8% | 6,590 | 7.2% | 30,967 | 7.8% |
| Jun-20 | 234,292 | 8.7% | 873 | 9.2% | 7,710 | 8.4% | 36,536 | 9.2% |
| Jul-20 | 269,879 | 10.0% | 894 | 9.5% | 8,530 | 9.3% | 40,609 | 10.2% |
| Aug-20 | 261,683 | 9.7% | 876 | 9.3% | 9,322 | 10.2% | 37,259 | 9.3% |
| Sep-20 | 247,715 | 9.2% | 851 | 9.0% | 8,262 | 9.0% | 32,127 | 8.1% |
| Oct-20 | 277,256 | 10.2% | 863 | 9.1% | 9,080 | 9.9% | 36,824 | 9.2% |
| Nov-20 | 314,946 | 11.6% | 1,072 | 11.3% | 9,611 | 10.5% | 39,396 | 9.9% |
| Dec-20 | 261,017 | 9.6% | 856 | 9.1% | 8,773 | 9.6% | 37,043 | 9.3% |
| Jan-21 | 224,234 | 8.3% | 748 | 7.9% | 7,530 | 8.2% | 34,017 | 8.5% |
| Feb-21 | 155,199 | 5.7% | 579 | 6.1% | 5,229 | 5.7% | 25,059 | 6.3% |
| Mar-21 | 170,085 | 6.3% | 662 | 7.0% | 6,133 | 6.7% | 28,307 | 7.1% |
| Census Bureau Region | | | | | | | | |
| Northeast | 384,682 | 14.2% | 1,042 | 11.0% | 25,903 | 28.3% | 63,030 | 15.8% |
| Midwest | 660,475 | 24.4% | 2,570 | 27.2% | 17,136 | 18.7% | 61,074 | 15.3% |
| South | 813,826 | 30.1% | 3,071 | 32.5% | 19,934 | 21.8% | 161,803 | 40.6% |
| West | 205,404 | 7.6% | 1,474 | 15.6% | 5,567 | 6.1% | 3,979 | 1.0% |
| Other | 149 | 0.0% | 0 | 0.0% | ***** | ***** | 20 | 0.0% |
| Missing | 641,617 | 23.7% | 1,291 | 13.7% | ***** | ***** | 109,059 | 27.3% |
| Rural/Urban¹ | | | | | | | | |
| Isolated | 31,508 | 1.2% | 165 | 1.7% | 98 | 0.1% | 1,176 | 0.3% |
| Large Rural | 108,208 | 4.0% | 527 | 5.6% | 1,017 | 1.1% | 8,501 | 2.1% |
| Small Rural | 57,767 | 2.1% | 311 | 3.3% | 254 | 0.3% | 5,245 | 1.3% |
| Urban | 1,988,904 | 73.5% | 7,362 | 77.9% | 67,341 | 73.6% | 303,066 | 76.0% |
| Missing | 519,766 | 19.2% | 1,083 | 11.5% | 22,783 | 24.9% | 80,977 | 20.3% |

Table 1b. Baseline Characteristics for Patients Test for COVID-19 from April 1, 2020 to March 21, 2021, Overall and by Race

| | All Patients | | American Indian or Alaska Native | | Asian | | Black or African American | |
|--|--------------|---------|----------------------------------|---------|--------|---------|---------------------------|---------|
| | Number | Percent | Number | Percent | Number | Percent | Number | Percent |
| SES² | | | | | | | | |
| Q1 | 735,947 | 27.2% | 2,109 | 22.3% | 21,696 | 23.7% | 34,119 | 8.6% |
| Q2 | 507,044 | 18.7% | 1,772 | 18.8% | 16,100 | 17.6% | 48,468 | 12.1% |
| Q3 | 452,787 | 16.7% | 1,777 | 18.8% | 13,794 | 15.1% | 70,684 | 17.7% |
| Q4 | 490,419 | 18.1% | 2,706 | 28.6% | 17,112 | 18.7% | 164,680 | 41.3% |
| Missing | 519,956 | 19.2% | 1,084 | 11.5% | 22,791 | 24.9% | 81,014 | 20.3% |
| Patient Vitals | | | | | | | | |
| BMI by Age: 0-1 years³ | | | | | | | | |
| Underweight (<2.3rd percentile) | 3,649 | 4.0% | ***** | ***** | 158 | 5.0% | 837 | 4.9% |
| Normal weight (2.3rd - <97.7th percentile) | 38,781 | 42.8% | 153 | 51.7% | 1,544 | 49.2% | 7,862 | 46.0% |
| Overweight/obese (97.7th - <99th percentile) | 1,723 | 1.9% | ***** | ***** | 40 | 1.3% | 381 | 2.2% |
| Severely obese (>=99th percentile) | 3,763 | 4.2% | ***** | ***** | 90 | 2.9% | 924 | 5.4% |
| All Other BMI Values | 0 | 0.0% | ***** | ***** | ***** | ***** | ***** | ***** |
| BMI Missing | 42,674 | 47.1% | ***** | ***** | ***** | ***** | ***** | ***** |
| BMI by Age: 2-5 years | | | | | | | | |
| Underweight (<5th percentile) | 2,272 | 1.9% | ***** | ***** | 165 | 4.2% | 424 | 2.2% |
| Normal weight (5th - <85th percentile) | 28,851 | 24.4% | 118 | 32.0% | 1,141 | 28.8% | 5,058 | 26.7% |
| Overweight (85th - <95th percentile) | 6,971 | 5.9% | ***** | ***** | 224 | 5.7% | 1,256 | 6.6% |
| Obese (95th - <120% of 95th percentile) | 5,815 | 4.9% | 47 | 12.7% | 165 | 4.2% | 1,185 | 6.3% |
| Severely obese (>=120% of 95th percentile) | 1,269 | 1.1% | ***** | ***** | 41 | 1.0% | 280 | 1.5% |
| All Other BMI Values | 52 | 0.0% | ***** | ***** | ***** | ***** | ***** | ***** |
| BMI Missing | 72,882 | 61.7% | ***** | ***** | ***** | ***** | ***** | ***** |
| BMI by Age: 6-11 years | | | | | | | | |
| Underweight (<5th percentile) | 1,860 | 1.2% | ***** | ***** | 121 | 2.9% | 279 | 1.3% |
| Normal weight (5th - <85th percentile) | 27,712 | 18.6% | 115 | 23.2% | 1,021 | 24.7% | 3,933 | 18.7% |

Table 1b. Baseline Characteristics for Patients Test for COVID-19 from April 1, 2020 to March 21, 2021, Overall and by Race

| | All Patients | | American Indian or Alaska Native | | Asian | | Black or African American | |
|--|--------------|---------|----------------------------------|---------|--------|---------|---------------------------|---------|
| | Number | Percent | Number | Percent | Number | Percent | Number | Percent |
| Overweight (85th - <95th percentile) | 7,634 | 5.1% | 40 | 8.1% | 228 | 5.5% | 1,370 | 6.5% |
| Obese (95th - <120% of 95th percentile) | 6,322 | 4.2% | 46 | 9.3% | 172 | 4.2% | 1,277 | 6.1% |
| Severely obese (>=120% of 95th percentile) | 3,767 | 2.5% | 32 | 6.5% | 70 | 1.7% | 1,013 | 4.8% |
| All Other BMI Values | 49 | 0.0% | ***** | ***** | ***** | ***** | ***** | ***** |
| BMI Missing | 101,670 | 68.2% | ***** | ***** | ***** | ***** | ***** | ***** |
| BMI by Age: 12-17 years | | | | | | | | |
| Underweight (<5th percentile) | 2,312 | 1.3% | ***** | ***** | 97 | 2.5% | 283 | 1.2% |
| Normal weight (5th - <85th percentile) | 34,034 | 19.6% | 103 | 18.0% | 978 | 24.9% | 4,376 | 18.4% |
| Overweight (85th - <95th percentile) | 9,732 | 5.6% | 56 | 9.8% | 214 | 5.4% | 1,625 | 6.8% |
| Obese (95th - <120% of 95th percentile) | 7,595 | 4.4% | 45 | 7.9% | 128 | 3.3% | 1,386 | 5.8% |
| Severely obese (>=120% of 95th percentile) | 5,599 | 3.2% | 29 | 5.1% | 48 | 1.2% | 1,449 | 6.1% |
| All Other BMI Values | 44 | 0.0% | ***** | ***** | ***** | ***** | ***** | ***** |
| BMI Missing | 113,940 | 65.8% | ***** | ***** | ***** | ***** | ***** | ***** |
| BMI by Age: 18-19 years | | | | | | | | |
| Underweight (<5th percentile) | 935 | 1.4% | ***** | ***** | 42 | 2.3% | 136 | 1.4% |
| Normal weight (5th - <85th percentile) | 11,917 | 18.0% | 43 | 17.7% | 354 | 19.7% | 1,848 | 19.2% |
| Overweight (85th - <95th percentile) | 3,449 | 5.2% | ***** | ***** | 76 | 4.2% | 735 | 7.7% |
| Obese (95th - <120% of 95th percentile) | 2,531 | 3.8% | 19 | 7.8% | 29 | 1.6% | 590 | 6.1% |
| Severely obese (>=120% of 95th percentile) | 1,891 | 2.8% | ***** | ***** | 22 | 1.2% | 522 | 5.4% |
| All Other BMI Values | 13 | 0.0% | ***** | ***** | ***** | ***** | ***** | ***** |
| BMI Missing | 45,651 | 68.8% | ***** | ***** | ***** | ***** | ***** | ***** |
| BMI by Age: 20-65+ years | | | | | | | | |
| Underweight (<18.5 kg/m2) | 17,538 | 0.8% | 46 | ***** | 1,067 | 1.4% | 2,963 | 1.0% |

Table 1b. Baseline Characteristics for Patients Test for COVID-19 from April 1, 2020 to March 21, 2021, Overall and by Race

| | All Patients | | American Indian or Alaska Native | | Asian | | Black or African American | |
|---|--------------|---------|----------------------------------|---------|--------|---------|---------------------------|---------|
| | Number | Percent | Number | Percent | Number | Percent | Number | Percent |
| Normal weight (18.5 - <25 kg/m ²) | 243,332 | 11.5% | 666 | 8.9% | 12,952 | 17.4% | 29,733 | 9.6% |
| Overweight (25 - <30 kg/m ²) | 299,057 | 14.2% | 1,110 | 14.9% | 10,033 | 13.5% | 41,091 | 13.3% |
| Obese (>=30 kg/m ²) | 413,899 | 19.6% | 1,974 | 26.4% | 5,613 | 7.5% | 84,129 | 27.3% |
| BMI Missing | 1,134,968 | 53.8% | 3,677 | 49.2% | 44,870 | 60.2% | 150,538 | 48.8% |
| Smoking Status | | | | | | | | |
| Current every day smoker | 65,449 | 2.4% | 379 | 4.0% | 583 | 0.6% | 14,709 | 3.7% |
| Current some day smoker | 14,260 | 0.5% | 94 | 1.0% | 221 | 0.2% | 4,230 | 1.1% |
| Former smoker | 191,711 | 7.1% | 785 | 8.3% | 2,461 | 2.7% | 23,411 | 5.9% |
| Never smoker | 487,437 | 18.0% | 1,491 | 15.8% | 14,418 | 15.8% | 63,784 | 16.0% |
| Smoker, current status unknown | 3,787 | 0.1% | ***** | ***** | 84 | 0.1% | 397 | 0.1% |
| Unknown if ever smoked | 9,141 | 0.3% | 22 | 0.2% | 621 | 0.7% | 1,124 | 0.3% |
| Heavy tobacco smoker | 3,328 | 0.1% | ***** | ***** | 21 | 0.0% | 399 | 0.1% |
| Light tobacco smoker | 6,983 | 0.3% | 42 | 0.4% | 104 | 0.1% | 1,443 | 0.4% |
| No information | 301,968 | 11.2% | 1,398 | 14.8% | 8,263 | 9.0% | 62,966 | 15.8% |
| Other | 34,827 | 1.3% | 358 | 3.8% | 780 | 0.9% | 3,423 | 0.9% |
| Unknown | 39,611 | 1.5% | 192 | 2.0% | 1,319 | 1.4% | 8,889 | 2.2% |
| All Other Smoking Values | 0 | 0.0% | 0 | 0.0% | 0 | 0.0% | 0 | 0.0% |
| Smoking Missing | 1,547,651 | 57.2% | 4,665 | 49.4% | 62,618 | 68.4% | 214,190 | 53.7% |
| Recorded History Of Prior to Index Event (-183, -1 days) | | | | | | | | |
| Combined comorbidity raw score | 0.5 | | 0.6 | | 0.3 | | 0.6 | |
| Asthma | 93,374 | 3.5% | 498 | 5.3% | 1,766 | 1.9% | 22,706 | 5.7% |
| Any Cancer | 115,268 | 4.3% | 384 | 4.1% | 2,822 | 3.1% | 15,052 | 3.8% |
| Chronic Obstructive Pulmonary Disease (COPD) | 66,316 | 2.5% | 241 | 2.6% | 802 | 0.9% | 11,369 | 2.8% |
| Obesity | 157,993 | 5.8% | 903 | 9.6% | 1,758 | 1.9% | 36,234 | 9.1% |
| Chronic Kidney Disease | 123,491 | 4.6% | 605 | 6.4% | 2,775 | 3.0% | 26,605 | 6.7% |
| Diabetes Mellitus | 181,861 | 6.7% | 1,076 | 11.4% | 5,028 | 5.5% | 40,965 | 10.3% |
| Hypertension | 391,942 | 14.5% | 1,547 | 16.4% | 8,436 | 9.2% | 79,864 | 20.0% |
| Liver Disease | 55,836 | 2.1% | 334 | 3.5% | 1,796 | 2.0% | 8,478 | 2.1% |
| Vascular Disease | 295,827 | 10.9% | 1,069 | 11.3% | 5,853 | 6.4% | 46,315 | 11.6% |

Table 1b. Baseline Characteristics for Patients Test for COVID-19 from April 1, 2020 to March 21, 2021, Overall and by Race

| | All Patients | | American Indian or Alaska Native | | Asian | | Black or African American | |
|--|--------------|---------|----------------------------------|---------|--------|---------|---------------------------|---------|
| | Number | Percent | Number | Percent | Number | Percent | Number | Percent |
| Congestive Heart Failure | 64,233 | 2.4% | 252 | 2.7% | 966 | 1.1% | 15,051 | 3.8% |
| Coronary Artery Disease | 126,851 | 4.7% | 479 | 5.1% | 2,601 | 2.8% | 18,152 | 4.5% |
| Solid Organ Transplant | 1,646 | 0.1% | ***** | ***** | 46 | 0.1% | 384 | 0.1% |
| Blood Stem Cell Transplant | 370 | 0.0% | ***** | ***** | ***** | ***** | 44 | 0.0% |
| HIV | 9,635 | 0.4% | 45 | 0.5% | 95 | 0.1% | 4,554 | 1.1% |
| Smoking | 169,359 | 6.3% | 942 | 10.0% | 1,792 | 2.0% | 36,320 | 9.1% |
| Neurologic Conditions | 102,054 | 3.8% | 377 | 4.0% | 1,861 | 2.0% | 17,101 | 4.3% |
| Sickle Cell Disease | 4,639 | 0.2% | ***** | ***** | 12 | 0.0% | 4,114 | 1.0% |
| Drug or alcohol Abuse/Dependence | 49,313 | 1.8% | 395 | 4.2% | 479 | 0.5% | 12,334 | 3.1% |
| Pulmonary Conditions (including ARDS, Acute Resp Failure, Pneumonia, Chronic Resp Failure) | 45,549 | 1.7% | 225 | 2.4% | 1,163 | 1.3% | 9,846 | 2.5% |
| Cystic Fibrosis | 1,403 | 0.1% | ***** | ***** | ***** | ***** | 58 | 0.0% |
| Interstitial Lung Disease | 10,401 | 0.4% | ***** | ***** | 261 | 0.3% | 1,666 | 0.4% |
| Recorded Use Of Prior to Index Event (-183, -1 days) | | | | | | | | |
| Immunosuppressants | 31,660 | 1.2% | 162 | 1.7% | 860 | 0.9% | 5,189 | 1.3% |
| Immune Modulators | 38,616 | 1.4% | 183 | 1.9% | 1,013 | 1.1% | 5,850 | 1.5% |
| Glucocorticoids - Systemic | 148,677 | 5.5% | 654 | 6.9% | 2,978 | 3.3% | 26,698 | 6.7% |
| Glucocorticoids - Non-systemic (includes inhaled, ophthalmic, topical) | 86,770 | 3.2% | 375 | 4.0% | 2,663 | 2.9% | 17,338 | 4.3% |
| Glucocorticoids - Inhaled | 27,561 | 1.0% | 153 | 1.6% | 551 | 0.6% | 4,432 | 1.1% |
| Glucocorticoids - Ophthalmic | 12,628 | 0.5% | 48 | 0.5% | 316 | 0.3% | 2,343 | 0.6% |
| Glucocorticoids - Topical | 48,300 | 1.8% | 184 | 1.9% | 1,840 | 2.0% | 10,990 | 2.8% |
| Chemotherapy | 23,322 | 0.9% | 87 | 0.9% | 509 | 0.6% | 3,870 | 1.0% |
| Death Record from April 1, 2020 to March 21, 2021 | | | | | | | | |
| Death | 42,404 | 1.6% | 217 | 2.3% | 1,055 | 1.2% | 7,465 | 1.9% |
| Concurrent Use Of (-30, 0 days) | | | | | | | | |
| Angiotensin Converting Enzyme (ACE) Inhibitors Prescription | 53,633 | 2.0% | 281 | 3.0% | 987 | 1.1% | 11,768 | 2.9% |

Table 1b. Baseline Characteristics for Patients Test for COVID-19 from April 1, 2020 to March 21, 2021, Overall and by Race

| | All Patients | | American Indian or Alaska Native | | Asian | | Black or African American | |
|---|--------------|---------|----------------------------------|---------|--------|---------|---------------------------|---------|
| | Number | Percent | Number | Percent | Number | Percent | Number | Percent |
| Angiotensin Converting Enzyme (ACE) Inhibitors Dispensing | 36,277 | 1.3% | 208 | 2.2% | 505 | 0.6% | 5,953 | 1.5% |
| Angiotensin II Receptor Blockers (ARBs) Prescription | 42,795 | 1.6% | 168 | 1.8% | 1,635 | 1.8% | 9,019 | 2.3% |
| Angiotensin II Receptor Blockers (ARBs) Dispensing | 27,064 | 1.0% | 121 | 1.3% | 552 | 0.6% | 4,894 | 1.2% |
| Vasopressors Prescription | 3,931 | 0.1% | ***** | ***** | 78 | 0.1% | 905 | 0.2% |
| Vasopressors Dispensing | 33,559 | 1.2% | 178 | 1.9% | 668 | 0.7% | 5,589 | 1.4% |
| Symptomatic Use (-1, 14 days) | | | | | | | | |
| Remdesivir | 15,138 | 0.6% | 132 | 1.4% | 738 | 0.8% | 2,742 | 0.7% |
| Monoclonal antibodies | 3,115 | 0.1% | ***** | ***** | 62 | 0.1% | 499 | 0.1% |
| Systemic glucocorticoids | 259,680 | 9.6% | 1,085 | 11.5% | 7,250 | 7.9% | 49,707 | 12.5% |
| Baricitinib | 245 | 0.0% | ***** | ***** | ***** | ***** | 67 | 0.0% |
| Tocilizumab | 245 | 0.0% | ***** | ***** | 25 | 0.0% | 58 | 0.0% |
| Hydroxychloroquine | 8,812 | 0.3% | 56 | 0.6% | 446 | 0.5% | 1,956 | 0.5% |
| Ivermectin | 859 | 0.0% | ***** | ***** | 32 | 0.0% | 89 | 0.0% |
| IL-1 inhibitors (aanakinra, cankinumab) | 443 | 0.0% | ***** | ***** | 14 | 0.0% | 141 | 0.0% |
| Azithromycin | 74,887 | 2.8% | 341 | 3.6% | 2,256 | 2.5% | 16,208 | 4.1% |
| Vitamin D | 122,693 | 4.5% | 632 | 6.7% | 3,562 | 3.9% | 27,570 | 6.9% |
| Supplemental oxygen | 25,775 | 1.0% | 135 | 1.4% | 451 | 0.5% | 4,710 | 1.2% |
| High-flow nasal oxygen | 619 | 0.0% | ***** | ***** | 43 | 0.0% | 111 | 0.0% |
| Hemodialysis/filtration | 29,216 | 1.1% | 314 | 3.3% | 662 | 0.7% | 5,944 | 1.5% |
| Clinical Observations (-1, 14 days)⁴ | | | | | | | | |
| Respiratory rate | 622,484 | 23.0% | 2,509 | 26.6% | 14,636 | 16.0% | 106,381 | 26.7% |
| 0-22 /min | 37,437 | 6.0% | 16 | 0.6% | 797 | 5.4% | 15,362 | 14.4% |
| 22+ /min | 2,808 | 0.5% | ***** | ***** | 56 | 0.4% | 1,202 | 1.1% |
| 0-22 number of breaths | 0 | 0.0% | 0 | 0.0% | 0 | 0.0% | 0 | 0.0% |
| 22+ number of breaths | 0 | 0.0% | 0 | 0.0% | 0 | 0.0% | 0 | 0.0% |
| All Other or Missing Numeric Result Values | 27,507 | 4.4% | ***** | ***** | ***** | ***** | ***** | ***** |

Table 1b. Baseline Characteristics for Patients Test for COVID-19 from April 1, 2020 to March 21, 2021, Overall and by Race

| | All Patients | | American Indian or Alaska Native | | Asian | | Black or African American | |
|--|--------------|---------|----------------------------------|---------|--------|---------|---------------------------|---------|
| | Number | Percent | Number | Percent | Number | Percent | Number | Percent |
| All Other Result Modifier Values | 299,714 | 48.1% | ***** | ***** | ***** | ***** | ***** | ***** |
| All Other Result Unit Values | 255,018 | 41.0% | 1,017 | 40.5% | 3,475 | 23.7% | 60,447 | 56.8% |
| Missing Record | 2,083,669 | 77.0% | 6,939 | 73.4% | 76,857 | 84.0% | 292,584 | 73.3% |
| Temperature | 597,356 | 22.1% | 1,952 | 20.7% | 17,718 | 19.4% | 123,081 | 30.9% |
| 0-100.4 [degF] | 164,996 | 27.6% | 871 | 44.6% | 3,529 | 19.9% | 36,953 | 30.0% |
| 100.4+ [degF] | 3,354 | 0.6% | ***** | ***** | 83 | 0.5% | 842 | 0.7% |
| 0-38 Cel | 89 | 0.0% | 0 | 0.0% | ***** | ***** | ***** | ***** |
| 38+ Cel | 0 | 0.0% | 0 | 0.0% | 0 | 0.0% | 0 | 0.0% |
| All Other or Missing Numeric Result Values | 59,644 | 10.0% | ***** | ***** | ***** | ***** | ***** | ***** |
| All Other Result Modifier Values | 201,016 | 33.7% | ***** | ***** | ***** | ***** | ***** | ***** |
| All Other Result Unit Values | 168,257 | 28.2% | 242 | 12.4% | 2,912 | 16.4% | 46,094 | 37.5% |
| Missing Record | 2,108,797 | 77.9% | 7,496 | 79.3% | 73,775 | 80.6% | 275,884 | 69.1% |
| Oxygen saturation | 539,699 | 19.9% | 2,469 | 26.1% | 11,468 | 12.5% | 82,949 | 20.8% |
| 0-94 % | 23,699 | 4.4% | ***** | ***** | 644 | 5.6% | 3,809 | 4.6% |
| 94+ % | 234,385 | 43.4% | 963 | 39.0% | 3,525 | 30.7% | 56,426 | 68.0% |
| All Other or Missing Numeric Result Values | ***** | ***** | ***** | ***** | ***** | ***** | ***** | ***** |
| All Other Result Modifier Values | ***** | ***** | ***** | ***** | ***** | ***** | ***** | ***** |
| All Other Result Unit Values | 4,545 | 0.8% | ***** | ***** | 0 | 0.0% | 1,139 | 1.4% |
| Missing Record | 2,166,454 | 80.1% | 6,979 | 73.9% | 80,025 | 87.5% | 316,016 | 79.2% |
| Heart rate | 651,141 | 24.1% | 2,059 | 21.8% | 14,254 | 15.6% | 130,812 | 32.8% |
| 0-60 bpm | 0 | 0.0% | 0 | 0.0% | 0 | 0.0% | 0 | 0.0% |
| 60-100 bpm | 0 | 0.0% | 0 | 0.0% | 0 | 0.0% | 0 | 0.0% |
| 100+ bpm | 0 | 0.0% | 0 | 0.0% | 0 | 0.0% | 0 | 0.0% |
| All Other or Missing Numeric Result Values | 23 | 0.0% | ***** | ***** | ***** | ***** | ***** | ***** |
| All Other Result Modifier Values | 147,564 | 22.7% | ***** | ***** | ***** | ***** | ***** | ***** |
| All Other Result Unit Values | 503,554 | 77.3% | 1,379 | 67.0% | 9,788 | 68.7% | 106,863 | 81.7% |
| Missing Record | 2,055,012 | 75.9% | 7,389 | 78.2% | 77,239 | 84.4% | 268,153 | 67.2% |

Table 1b. Baseline Characteristics for Patients Test for COVID-19 from April 1, 2020 to March 21, 2021, Overall and by Race

| | All Patients | | American Indian or Alaska Native | | Asian | | Black or African American | |
|---|--------------|---------|----------------------------------|---------|--------|---------|---------------------------|---------|
| | Number | Percent | Number | Percent | Number | Percent | Number | Percent |
| Symptoms (-1,14 days) | | | | | | | | |
| Abnormal Blood pressure | 11,450 | 0.4% | 46 | 0.5% | 289 | 0.3% | 2,463 | 0.6% |
| Fever +/- chills | 154,889 | 5.7% | 637 | 6.7% | 5,165 | 5.6% | 21,621 | 5.4% |
| Cough | 210,895 | 7.8% | 892 | 9.4% | 5,365 | 5.9% | 27,677 | 6.9% |
| Dyspnea/shortness of breath | 171,447 | 6.3% | 703 | 7.4% | 4,612 | 5.0% | 31,620 | 7.9% |
| Diarrhea | 78,372 | 2.9% | 372 | 3.9% | 1,791 | 2.0% | 11,363 | 2.8% |
| Myalgia | 47,766 | 1.8% | 237 | 2.5% | 1,230 | 1.3% | 5,472 | 1.4% |
| Malaise/Fatigue | 122,920 | 4.5% | 480 | 5.1% | 3,214 | 3.5% | 16,516 | 4.1% |
| Smell/Taste Disturbance | 21,963 | 0.8% | 90 | 1.0% | 485 | 0.5% | 2,928 | 0.7% |
| Nasal congestion | 42,869 | 1.6% | 155 | 1.6% | 929 | 1.0% | 6,476 | 1.6% |
| Sore throat | 162,356 | 6.0% | 621 | 6.6% | 4,037 | 4.4% | 14,904 | 3.7% |
| Nausea or vomiting | 103,205 | 3.8% | 442 | 4.7% | 2,612 | 2.9% | 19,923 | 5.0% |
| Headache | 43,994 | 1.6% | 216 | 2.3% | 1,156 | 1.3% | 7,036 | 1.8% |
| Multi-system Inflammatory Syndrome | 393 | 0.0% | 0 | 0.0% | 16 | 0.0% | 111 | 0.0% |
| Laboratory Test Results (-1,14 days) | | | | | | | | |
| Platelet Count | 824,181 | 30.5% | 3,362 | 35.6% | 27,394 | 29.9% | 160,930 | 40.3% |
| 0-149999 /uL | 0 | 0.0% | 0 | 0.0% | 0 | 0.0% | 0 | 0.0% |
| 150000-449999 /uL | 0 | 0.0% | 0 | 0.0% | 0 | 0.0% | 0 | 0.0% |
| 450000+ /uL | 0 | 0.0% | 0 | 0.0% | 0 | 0.0% | 0 | 0.0% |
| 0-134 10*9/L | 10,050 | 1.2% | 79 | 2.3% | 192 | 0.7% | 1,930 | 1.2% |
| 135-316 10*9/L | 94,947 | 11.5% | 587 | 17.5% | 1,893 | 6.9% | 21,763 | 13.5% |
| 317+ 10*9/L | 21,367 | 2.6% | 165 | 4.9% | 358 | 1.3% | 6,128 | 3.8% |
| All Other or Missing Numeric Result Values | 1,322 | 0.2% | ***** | ***** | ***** | ***** | ***** | ***** |
| All Other Result Modifier Values | 12,699 | 1.5% | ***** | ***** | ***** | ***** | ***** | ***** |
| All Other Result Unit Values | 683,796 | 83.0% | 2,516 | 74.8% | 24,694 | 90.1% | 127,406 | 79.2% |
| Missing Record | 1,881,972 | 69.5% | 6,086 | 64.4% | 64,099 | 70.1% | 238,035 | 59.7% |
| Bilirubin, Direct | 147,739 | 5.5% | 797 | 8.4% | 8,111 | 8.9% | 23,750 | 6.0% |
| 0-0.3 mg/dL | 90,060 | 61.0% | 437 | 54.8% | 5,672 | 69.9% | 14,616 | 61.5% |
| 0.3+ mg/dL | 2,942 | 2.0% | ***** | ***** | 122 | 1.5% | 353 | 1.5% |

Table 1b. Baseline Characteristics for Patients Test for COVID-19 from April 1, 2020 to March 21, 2021, Overall and by Race

| | All Patients | | American Indian or Alaska Native | | Asian | | Black or African American | |
|--|--------------|---------|----------------------------------|---------|--------|---------|---------------------------|---------|
| | Number | Percent | Number | Percent | Number | Percent | Number | Percent |
| All Other or Missing Numeric Result Values | 32,861 | 22.2% | ***** | ***** | ***** | ***** | ***** | ***** |
| All Other Result Modifier Values | 21,865 | 14.8% | ***** | ***** | ***** | ***** | ***** | ***** |
| All Other Result Unit Values | 11 | 0.0% | 0 | 0.0% | 0 | 0.0% | ***** | ***** |
| Missing Record | 2,558,414 | 94.5% | 8,651 | 91.6% | 83,382 | 91.1% | 375,215 | 94.0% |
| Bilirubin Total | 558,065 | 20.6% | 2,365 | 25.0% | 17,325 | 18.9% | 115,781 | 29.0% |
| 0-1 mg/dL | 433,245 | 77.6% | 1,836 | 77.6% | 13,670 | 78.9% | 91,249 | 78.8% |
| 1-1.2 mg/dL | 31,519 | 5.6% | 133 | 5.6% | 971 | 5.6% | 6,074 | 5.2% |
| 1.2+ mg/dL | 69,978 | 12.5% | 366 | 15.5% | 2,169 | 12.5% | 13,594 | 11.7% |
| All Other or Missing Numeric Result Values | 449 | 0.1% | ***** | ***** | ***** | ***** | ***** | ***** |
| All Other Result Modifier Values | 22,780 | 4.1% | ***** | ***** | ***** | ***** | ***** | ***** |
| All Other Result Unit Values | 94 | 0.0% | ***** | ***** | 0 | 0.0% | 24 | 0.0% |
| Missing Record | 2,148,088 | 79.4% | 7,083 | 75.0% | 74,168 | 81.1% | 283,184 | 71.0% |
| Bilirubin, Indirect | 56,083 | 2.1% | 322 | 3.4% | 3,570 | 3.9% | 9,246 | 2.3% |
| 0-0.2 mg/dL | 6,108 | 10.9% | ***** | ***** | 365 | 10.2% | 1,250 | 13.5% |
| 0.2-0.8 mg/dL | 37,956 | 67.7% | 222 | 68.9% | 2,494 | 69.9% | 5,871 | 63.5% |
| 0.8+ mg/dL | 8,964 | 16.0% | ***** | ***** | 530 | 14.8% | 1,536 | 16.6% |
| All Other or Missing Numeric Result Values | 2,453 | 4.4% | ***** | ***** | ***** | ***** | ***** | ***** |
| All Other Result Modifier Values | 507 | 0.9% | ***** | ***** | ***** | ***** | ***** | ***** |
| All Other Result Unit Values | 95 | 0.2% | ***** | ***** | ***** | ***** | 14 | 0.2% |
| Missing Record | 2,650,070 | 97.9% | 9,126 | 96.6% | 87,923 | 96.1% | 389,719 | 97.7% |
| CRP | 130,122 | 4.8% | 716 | 7.6% | 4,902 | 5.4% | 24,729 | 6.2% |
| 0-0.8 mg/dL | 12,179 | 9.4% | 69 | 9.6% | 397 | 8.1% | 2,349 | 9.5% |
| 0.8+ mg/dL | 53,747 | 41.3% | 331 | 46.2% | 1,861 | 38.0% | 12,207 | 49.4% |
| All Other or Missing Numeric Result Values | 649 | 0.5% | ***** | ***** | ***** | ***** | ***** | ***** |
| All Other Result Modifier Values | 18,657 | 14.3% | ***** | ***** | ***** | ***** | ***** | ***** |
| All Other Result Unit Values | 44,890 | 34.5% | 260 | 36.3% | 2,015 | 41.1% | 6,350 | 25.7% |

Table 1b. Baseline Characteristics for Patients Test for COVID-19 from April 1, 2020 to March 21, 2021, Overall and by Race

| | All Patients | | American Indian or Alaska Native | | Asian | | Black or African American | |
|--|--------------|---------|----------------------------------|---------|--------|---------|---------------------------|---------|
| | Number | Percent | Number | Percent | Number | Percent | Number | Percent |
| Missing Record | 2,576,031 | 95.2% | 8,732 | 92.4% | 86,591 | 94.6% | 374,236 | 93.8% |
| Ferritin | 111,385 | 4.1% | 596 | 6.3% | 4,398 | 4.8% | 26,252 | 6.6% |
| 0-11 ng/mL | 5,564 | 5.0% | ***** | ***** | 138 | 3.1% | 1,617 | 6.2% |
| 12-307 ng/mL | 56,790 | 51.0% | 259 | 43.5% | 1,656 | 37.7% | 13,293 | 50.6% |
| 308-336 ng/mL | 2,419 | 2.2% | ***** | ***** | 84 | 1.9% | 624 | 2.4% |
| 337+ ng/mL | 40,368 | 36.2% | 167 | 28.0% | 2,225 | 50.6% | 9,947 | 37.9% |
| All Other or Missing Numeric Result Values | 770 | 0.7% | ***** | ***** | ***** | ***** | ***** | ***** |
| All Other Result Modifier Values | 802 | 0.7% | ***** | ***** | ***** | ***** | ***** | ***** |
| All Other Result Unit Values | 4,672 | 4.2% | 119 | 20.0% | 176 | 4.0% | 262 | 1.0% |
| Missing Record | 2,594,768 | 95.9% | 8,852 | 93.7% | 87,095 | 95.2% | 372,713 | 93.4% |
| D-dimer | 44,125 | 1.6% | 247 | 2.6% | 971 | 1.1% | 12,609 | 3.2% |
| 0-500 ng/mL | 2,040 | 4.6% | ***** | ***** | 31 | 3.2% | 921 | 7.3% |
| 500+ ng/mL | 4,757 | 10.8% | ***** | ***** | 60 | 6.2% | 2,184 | 17.3% |
| All Other or Missing Numeric Result Values | 354 | 0.8% | ***** | ***** | ***** | ***** | ***** | ***** |
| All Other Result Modifier Values | 4,663 | 10.6% | ***** | ***** | ***** | ***** | ***** | ***** |
| All Other Result Unit Values | 32,311 | 73.2% | 239 | 96.8% | 776 | 79.9% | 8,002 | 63.5% |
| Missing Record | 2,662,028 | 98.4% | 9,201 | 97.4% | 90,522 | 98.9% | 386,356 | 96.8% |
| CPK | 68,601 | 2.5% | 261 | 2.8% | 2,377 | 2.6% | 18,707 | 4.7% |
| 0-25 U/L | 1,956 | 2.9% | ***** | ***** | 68 | 2.9% | 258 | 1.4% |
| 26-192 U/L | 31,016 | 45.2% | 109 | 41.8% | 1,275 | 53.6% | 8,495 | 45.4% |
| 192+ U/L | 17,357 | 25.3% | 55 | 21.1% | 651 | 27.4% | 6,595 | 35.3% |
| All Other or Missing Numeric Result Values | 689 | 1.0% | ***** | ***** | ***** | ***** | ***** | ***** |
| All Other Result Modifier Values | 347 | 0.5% | ***** | ***** | ***** | ***** | ***** | ***** |
| All Other Result Unit Values | 17,236 | 25.1% | 90 | 34.5% | 367 | 15.4% | 2,894 | 15.5% |
| Missing Record | 2,637,552 | 97.5% | 9,187 | 97.2% | 89,116 | 97.4% | 380,258 | 95.3% |
| WBC Count | 814,217 | 30.1% | 3,295 | 34.9% | 27,039 | 29.6% | 159,709 | 40.0% |
| 0-4.5 10*9/L | 9,499 | 1.2% | 70 | 2.1% | 202 | 0.7% | 2,602 | 1.6% |

Table 1b. Baseline Characteristics for Patients Test for COVID-19 from April 1, 2020 to March 21, 2021, Overall and by Race

| | All Patients | | American Indian or Alaska Native | | Asian | | Black or African American | |
|--|--------------|---------|----------------------------------|---------|--------|---------|---------------------------|---------|
| | Number | Percent | Number | Percent | Number | Percent | Number | Percent |
| 4.5-11 10 ⁹ /L | 82,078 | 10.1% | 536 | 16.3% | 1,659 | 6.1% | 20,071 | 12.6% |
| 11+ 10 ⁹ /L | 35,066 | 4.3% | 227 | 6.9% | 583 | 2.2% | 7,157 | 4.5% |
| All Other or Missing Numeric Result Values | 224 | 0.0% | ***** | ***** | ***** | ***** | ***** | ***** |
| All Other Result Modifier Values | 7,138 | 0.9% | ***** | ***** | ***** | ***** | ***** | ***** |
| All Other Result Unit Values | 680,212 | 83.5% | 2,457 | 74.6% | 24,436 | 90.4% | 128,402 | 80.4% |
| Missing Record | 1,891,936 | 69.9% | 6,153 | 65.1% | 64,454 | 70.4% | 239,256 | 60.0% |
| Absolute Lymphocyte Count | 626,026 | 23.1% | 2,491 | 26.4% | 20,679 | 22.6% | 129,362 | 32.4% |
| 0-0.94 10 ⁹ /L | 14,245 | 2.3% | 139 | 5.6% | 312 | 1.5% | 3,118 | 2.4% |
| 0.95-3.06 10 ⁹ /L | 36,767 | 5.9% | 270 | 10.8% | 837 | 4.0% | 11,867 | 9.2% |
| 3.07+ 10 ⁹ /L | 4,819 | 0.8% | ***** | ***** | 98 | 0.5% | 1,906 | 1.5% |
| All Other or Missing Numeric Result Values | ***** | ***** | ***** | ***** | ***** | ***** | ***** | ***** |
| All Other Result Modifier Values | ***** | ***** | ***** | ***** | ***** | ***** | ***** | ***** |
| All Other Result Unit Values | 563,869 | 90.1% | 2,040 | 81.9% | 19,293 | 93.3% | 111,221 | 86.0% |
| Missing Record | 2,080,127 | 76.9% | 6,957 | 73.6% | 70,814 | 77.4% | 269,603 | 67.6% |
| Sodium | 765,673 | 28.3% | 3,166 | 33.5% | 22,501 | 24.6% | 152,753 | 38.3% |
| 0-135 mEq/L | 0 | 0.0% | 0 | 0.0% | 0 | 0.0% | 0 | 0.0% |
| 135-145 mEq/L | 0 | 0.0% | 0 | 0.0% | 0 | 0.0% | 0 | 0.0% |
| 145+ mEq/L | 0 | 0.0% | 0 | 0.0% | 0 | 0.0% | 0 | 0.0% |
| All Other or Missing Numeric Result Values | 525 | 0.1% | ***** | ***** | ***** | ***** | ***** | ***** |
| All Other Result Modifier Values | 6,991 | 0.9% | ***** | ***** | ***** | ***** | ***** | ***** |
| All Other Result Unit Values | 758,157 | 99.0% | 3,159 | 99.8% | 22,326 | 99.2% | 151,120 | 98.9% |
| Missing Record | 1,940,480 | 71.7% | 6,282 | 66.5% | 68,992 | 75.4% | 246,212 | 61.7% |
| Aspartate (AST) | 557,583 | 20.6% | 2,366 | 25.0% | 17,349 | 19.0% | 115,299 | 28.9% |
| 0-40 U/L | 267,279 | 47.9% | 963 | 40.7% | 8,957 | 51.6% | 60,978 | 52.9% |
| 40+ U/L | 76,192 | 13.7% | 384 | 16.2% | 2,928 | 16.9% | 17,403 | 15.1% |
| 0-40 [UI]/L | 0 | 0.0% | 0 | 0.0% | 0 | 0.0% | 0 | 0.0% |
| 40+ [UI]/L | 0 | 0.0% | 0 | 0.0% | 0 | 0.0% | 0 | 0.0% |

Table 1b. Baseline Characteristics for Patients Test for COVID-19 from April 1, 2020 to March 21, 2021, Overall and by Race

| | All Patients | | American Indian or Alaska Native | | Asian | | Black or African American | |
|--|--------------|---------|----------------------------------|---------|--------|---------|---------------------------|---------|
| | Number | Percent | Number | Percent | Number | Percent | Number | Percent |
| All Other or Missing Numeric Result Values | 1,549 | 0.3% | ***** | ***** | ***** | ***** | ***** | ***** |
| All Other Result Modifier Values | 6,359 | 1.1% | ***** | ***** | ***** | ***** | ***** | ***** |
| All Other Result Unit Values | 206,204 | 37.0% | 1,012 | 42.8% | 5,220 | 30.1% | 35,195 | 30.5% |
| Missing Record | 2,148,570 | 79.4% | 7,082 | 75.0% | 74,144 | 81.0% | 283,666 | 71.1% |
| Alanine (ALT) | 555,007 | 20.5% | 2,343 | 24.8% | 17,184 | 18.8% | 115,175 | 28.9% |
| 0-40 U/L | 269,696 | 48.6% | 975 | 41.6% | 9,070 | 52.8% | 64,579 | 56.1% |
| 40+ U/L | 70,887 | 12.8% | 363 | 15.5% | 2,647 | 15.4% | 13,526 | 11.7% |
| 0-40 [UI]/L | 0 | 0.0% | 0 | 0.0% | 0 | 0.0% | 0 | 0.0% |
| 40+ [UI]/L | 0 | 0.0% | 0 | 0.0% | 0 | 0.0% | 0 | 0.0% |
| All Other or Missing Numeric Result Values | 733 | 0.1% | ***** | ***** | ***** | ***** | ***** | ***** |
| All Other Result Modifier Values | 12,870 | 2.3% | ***** | ***** | ***** | ***** | ***** | ***** |
| All Other Result Unit Values | 200,821 | 36.2% | 984 | 42.0% | 5,005 | 29.1% | 34,163 | 29.7% |
| Missing Record | 2,151,146 | 79.5% | 7,105 | 75.2% | 74,309 | 81.2% | 283,790 | 71.1% |
| Venous Lactate | 59,579 | 2.2% | 245 | 2.6% | 3,001 | 3.3% | 11,187 | 2.8% |
| 0-0.5 mmol/L | 571 | 1.0% | ***** | ***** | 30 | 1.0% | 124 | 1.1% |
| 0.5-2.2 mmol/L | 46,437 | 77.9% | 185 | 75.5% | 2,274 | 75.8% | 8,125 | 72.6% |
| 2.2+ mmol/L | 11,744 | 19.7% | 42 | 17.1% | 671 | 22.4% | 2,793 | 25.0% |
| All Other or Missing Numeric Result Values | ***** | ***** | ***** | ***** | ***** | ***** | ***** | ***** |
| All Other Result Modifier Values | ***** | ***** | ***** | ***** | ***** | ***** | ***** | ***** |
| All Other Result Unit Values | ***** | ***** | ***** | ***** | 0 | 0.0% | 0 | 0.0% |
| Missing Record | 2,646,574 | 97.8% | 9,203 | 97.4% | 88,492 | 96.7% | 387,778 | 97.2% |
| Troponin I | 226,788 | 8.4% | 797 | 8.4% | 7,186 | 7.9% | 52,216 | 13.1% |
| 0-0.04 ng/mL | 51,941 | 22.9% | 221 | 27.7% | 2,025 | 28.2% | 11,112 | 21.3% |
| 0.04+ ng/mL | 42,170 | 18.6% | 134 | 16.8% | 1,434 | 20.0% | 10,304 | 19.7% |
| All Other or Missing Numeric Result Values | 20,566 | 9.1% | ***** | ***** | ***** | ***** | ***** | ***** |
| All Other Result Modifier Values | 103,784 | 45.8% | ***** | ***** | ***** | ***** | ***** | ***** |

Table 1b. Baseline Characteristics for Patients Test for COVID-19 from April 1, 2020 to March 21, 2021, Overall and by Race

| | All Patients | | American Indian or Alaska Native | | Asian | | Black or African American | |
|--|--------------|---------|----------------------------------|---------|--------|---------|---------------------------|---------|
| | Number | Percent | Number | Percent | Number | Percent | Number | Percent |
| All Other Result Unit Values | 8,327 | 3.7% | ***** | ***** | ***** | ***** | 2,082 | 4.0% |
| Missing Record | 2,479,365 | 91.6% | 8,651 | 91.6% | 84,307 | 92.1% | 346,749 | 86.9% |
| Troponin I, High Sensitivity | 385 | 0.0% | ***** | ***** | 28 | 0.0% | 53 | 0.0% |
| 0-14 ng/L | 0 | 0.0% | 0 | 0.0% | 0 | 0.0% | 0 | 0.0% |
| 15+ ng/L | 0 | 0.0% | 0 | 0.0% | 0 | 0.0% | 0 | 0.0% |
| All Other or Missing Numeric Result Values | 0 | 0.0% | ***** | ***** | ***** | ***** | ***** | ***** |
| All Other Result Modifier Values | 67 | 17.4% | ***** | ***** | ***** | ***** | ***** | ***** |
| All Other Result Unit Values | 318 | 82.6% | 0 | 0.0% | 24 | 85.7% | 47 | 88.7% |
| Missing Record | 2,705,768 | 100.0% | 9,448 | 100.0% | 91,465 | 100.0% | 398,912 | 100.0% |
| BNP | 123,350 | 4.6% | 411 | 4.4% | 3,301 | 3.6% | 27,790 | 7.0% |
| 0-99 pg/mL | 54,680 | 44.3% | 186 | 45.3% | 1,479 | 44.8% | 13,057 | 47.0% |
| 100+ pg/mL | 57,581 | 46.7% | 191 | 46.5% | 1,461 | 44.3% | 11,323 | 40.7% |
| All Other or Missing Numeric Result Values | 1,748 | 1.4% | ***** | ***** | ***** | ***** | ***** | ***** |
| All Other Result Modifier Values | 9,307 | 7.5% | ***** | ***** | ***** | ***** | ***** | ***** |
| All Other Result Unit Values | 34 | 0.0% | 0 | 0.0% | ***** | ***** | 14 | 0.1% |
| Missing Record | 2,582,803 | 95.4% | 9,037 | 95.6% | 88,192 | 96.4% | 371,175 | 93.0% |
| Procalcitonin | 70,062 | 2.6% | 404 | 4.3% | 3,373 | 3.7% | 12,596 | 3.2% |
| 0-0.15 ng/mL | 28,274 | 40.4% | 156 | 38.6% | 1,396 | 41.4% | 4,484 | 35.6% |
| 0.15+ ng/mL | 33,129 | 47.3% | 221 | 54.7% | 1,588 | 47.1% | 6,399 | 50.8% |
| All Other or Missing Numeric Result Values | 1,187 | 1.7% | ***** | ***** | ***** | ***** | ***** | ***** |
| All Other Result Modifier Values | 7,403 | 10.6% | ***** | ***** | ***** | ***** | ***** | ***** |
| All Other Result Unit Values | 69 | 0.1% | 0 | 0.0% | 0 | 0.0% | 36 | 0.3% |
| Missing Record | 2,636,091 | 97.4% | 9,044 | 95.7% | 88,120 | 96.3% | 386,369 | 96.8% |
| LDH | 92,702 | 3.4% | 554 | 5.9% | 5,012 | 5.5% | 18,594 | 4.7% |
| 0-80 U/L | 121 | 0.1% | 0 | 0.0% | ***** | ***** | 17 | 0.1% |
| 80-225 U/L | 20,640 | 22.3% | 94 | 17.0% | 760 | 15.2% | 4,413 | 23.7% |
| 225+ U/L | 37,243 | 40.2% | 232 | 41.9% | 1,885 | 37.6% | 9,001 | 48.4% |

Table 1b. Baseline Characteristics for Patients Test for COVID-19 from April 1, 2020 to March 21, 2021, Overall and by Race

| | All Patients | | American Indian or Alaska Native | | Asian | | Black or African American | |
|--|--------------|---------|----------------------------------|---------|--------|---------|---------------------------|---------|
| | Number | Percent | Number | Percent | Number | Percent | Number | Percent |
| All Other or Missing Numeric Result Values | 2,202 | 2.4% | ***** | ***** | ***** | ***** | ***** | ***** |
| All Other Result Modifier Values | 213 | 0.2% | ***** | ***** | ***** | ***** | ***** | ***** |
| All Other Result Unit Values | 32,283 | 34.8% | 220 | 39.7% | 2,097 | 41.8% | 4,733 | 25.5% |
| Missing Record | 2,613,451 | 96.6% | 8,894 | 94.1% | 86,481 | 94.5% | 380,371 | 95.3% |
| PT/INR | 292,276 | 10.8% | 1,211 | 12.8% | 10,561 | 11.5% | 56,776 | 14.2% |
| 0-11 s | 0 | 0.0% | 0 | 0.0% | 0 | 0.0% | 0 | 0.0% |
| 11-13.4 s | 0 | 0.0% | 0 | 0.0% | 0 | 0.0% | 0 | 0.0% |
| 13.4+ s | 0 | 0.0% | 0 | 0.0% | 0 | 0.0% | 0 | 0.0% |
| 0-0.8 | 43 | 0.0% | 0 | 0.0% | ***** | ***** | ***** | ***** |
| 0.8-1.1 | 8,780 | 3.0% | 14 | 1.2% | 171 | 1.6% | 3,328 | 5.9% |
| 1.1+ | 10,482 | 3.6% | 12 | 1.0% | 134 | 1.3% | 4,510 | 7.9% |
| All Other or Missing Numeric Result Values | 141 | 0.0% | ***** | ***** | ***** | ***** | ***** | ***** |
| All Other Result Modifier Values | 3,027 | 1.0% | ***** | ***** | ***** | ***** | ***** | ***** |
| All Other Result Unit Values | 269,803 | 92.3% | 1,182 | 97.6% | 10,173 | 96.3% | 48,235 | 85.0% |
| Missing Record | 2,413,877 | 89.2% | 8,237 | 87.2% | 80,932 | 88.5% | 342,189 | 85.8% |
| Index Criteria (-7, 1 days) | | | | | | | | |
| COVID Lab | 2,706,153 | 100.0% | 9,448 | 100.0% | 91,493 | 100.0% | 398,965 | 100.0% |
| Borderline | 0 | 0.0% | 0 | 0.0% | 0 | 0.0% | 0 | 0.0% |
| Detected | 152,436 | 5.6% | 777 | 8.2% | 4,064 | 4.4% | 19,067 | 4.8% |
| Inconclusive | 381 | 0.0% | ***** | ***** | ***** | ***** | 114 | 0.0% |
| Negative | 1,513,935 | 55.9% | 4,391 | 46.5% | 57,860 | 63.2% | 206,863 | 51.8% |
| Not Detected | 644,031 | 23.8% | 3,053 | 32.3% | 18,776 | 20.5% | 123,971 | 31.1% |
| Positive | 149,437 | 5.5% | 532 | 5.6% | 5,371 | 5.9% | 20,601 | 5.2% |
| Presumptive Positive | 172 | 0.0% | 0 | 0.0% | 13 | 0.0% | 27 | 0.0% |
| SARS Coronavirus 2 | 0 | 0.0% | 0 | 0.0% | 0 | 0.0% | 0 | 0.0% |
| Undetermined | 62,203 | 2.3% | 401 | 4.2% | 2,034 | 2.2% | 7,175 | 1.8% |
| All Other Result Qual Values | 183,558 | 6.8% | 293 | 3.1% | 3,363 | 3.7% | 21,147 | 5.3% |
| Missing Record | 0 | 0.0% | 0 | 0.0% | 0 | 0.0% | 0 | 0.0% |

Table 1b. Baseline Characteristics for Patients Test for COVID-19 from April 1, 2020 to March 21, 2021, Overall and by Race

| | All Patients | | American Indian or Alaska Native | | Asian | | Black or African American | |
|--|--------------|---------|----------------------------------|---------|--------|---------|---------------------------|---------|
| | Number | Percent | Number | Percent | Number | Percent | Number | Percent |
| COVID Diagnosis | 218,177 | 8.1% | 964 | 10.2% | 6,697 | 7.3% | 29,655 | 7.4% |
| Hospitalized for COVID | 39,067 | 1.4% | 305 | 3.2% | 1,714 | 1.9% | 8,718 | 2.2% |
| Medical Utilization (-183, -1 days) | | | | | | | | |
| Any (1) Diagnosis or Procedure | 1,748,905 | 64.6% | 6,403 | 67.8% | 57,529 | 62.9% | 266,126 | 66.7% |
| Any (2) Diagnoses or Procedures | 1,216,589 | 45.0% | 4,693 | 49.7% | 36,799 | 40.2% | 191,674 | 48.0% |
| Any (3) Diagnoses or Procedures | 915,072 | 33.8% | 3,578 | 37.9% | 26,610 | 29.1% | 147,805 | 37.0% |
| Any (1) Inpatient Diagnosis or Procedure | 181,446 | 6.7% | 770 | 8.1% | 5,115 | 5.6% | 37,701 | 9.4% |
| Any (2) Inpatient Diagnoses or Procedures | 88,550 | 3.3% | 366 | 3.9% | 2,083 | 2.3% | 19,372 | 4.9% |
| Any (3) Inpatient Diagnoses or Procedures | 66,266 | 2.4% | 273 | 2.9% | 1,535 | 1.7% | 15,128 | 3.8% |
| Any (1) Institutional Stay Diagnosis or Procedure | 1,049 | 0.0% | ***** | ***** | ***** | ***** | 92 | 0.0% |
| Any (2) Institutional Stay Diagnoses or Procedures | 686 | 0.0% | ***** | ***** | ***** | ***** | 35 | 0.0% |
| Any (3) Institutional Stay Diagnoses or Procedures | 489 | 0.0% | ***** | ***** | ***** | ***** | 25 | 0.0% |
| Any (1) Emergency Department Diagnosis or Procedure | 250,240 | 9.2% | 1,107 | 11.7% | 6,232 | 6.8% | 65,618 | 16.4% |
| Any (2) Emergency Department Diagnoses or Procedures | 74,090 | 2.7% | 386 | 4.1% | 1,419 | 1.6% | 23,549 | 5.9% |
| Any (3) Emergency Department Diagnoses or Procedures | 30,457 | 1.1% | 160 | 1.7% | 553 | 0.6% | 10,345 | 2.6% |
| Any (1) Ambulatory Diagnosis or Procedure | 1,385,770 | 51.2% | 5,338 | 56.5% | 44,515 | 48.7% | 201,300 | 50.5% |
| Any (2) Ambulatory Diagnoses or Procedures | 912,338 | 33.7% | 3,699 | 39.2% | 27,162 | 29.7% | 137,190 | 34.4% |

Table 1b. Baseline Characteristics for Patients Test for COVID-19 from April 1, 2020 to March 21, 2021, Overall and by Race

| | All Patients | | American Indian or Alaska Native | | Asian | | Black or African American | |
|--|--------------|---------|----------------------------------|---------|--------|---------|---------------------------|---------|
| | Number | Percent | Number | Percent | Number | Percent | Number | Percent |
| Any (3) Ambulatory Diagnoses or Procedures | 635,335 | 23.5% | 2,599 | 27.5% | 18,321 | 20.0% | 98,049 | 24.6% |
| Any (1) Other Ambulatory Diagnosis or Procedure | 531,933 | 19.7% | 1,436 | 15.2% | 18,726 | 20.5% | 84,363 | 21.1% |
| Any (2) Other Ambulatory Diagnoses or Procedures | 280,185 | 10.4% | 765 | 8.1% | 9,574 | 10.5% | 46,450 | 11.6% |
| Any (3) Other Ambulatory Diagnoses or Procedures | 174,164 | 6.4% | 496 | 5.2% | 5,725 | 6.3% | 29,356 | 7.4% |
| Drug Utilization (-183, -1 days) | | | | | | | | |
| Any (1) Prescription | 1,296,870 | 47.9% | 5,132 | 54.3% | 38,220 | 41.8% | 219,560 | 55.0% |
| Any (2) Prescriptions | 854,654 | 31.6% | 3,479 | 36.8% | 23,465 | 25.6% | 145,636 | 36.5% |
| Any (3) Prescriptions | 610,531 | 22.6% | 2,532 | 26.8% | 15,655 | 17.1% | 105,741 | 26.5% |
| Any (1) Dispensings | 602,103 | 22.2% | 2,798 | 29.6% | 14,147 | 15.5% | 79,110 | 19.8% |
| Any (2) Dispensings | 477,649 | 17.7% | 2,266 | 24.0% | 10,292 | 11.2% | 57,560 | 14.4% |
| Any (3) Dispensings | 407,066 | 15.0% | 1,930 | 20.4% | 8,169 | 8.9% | 47,545 | 11.9% |
| Any (1) Medical Administration | 534,418 | 19.7% | 2,314 | 24.5% | 14,333 | 15.7% | 104,163 | 26.1% |
| Any (2) Medical Administrations | 238,239 | 8.8% | 1,096 | 11.6% | 5,669 | 6.2% | 48,855 | 12.2% |
| Any (3) Medical Administrations | 148,002 | 5.5% | 667 | 7.1% | 3,309 | 3.6% | 30,884 | 7.7% |

Table 1b. Baseline Characteristics for Patients Test for COVID-19 from April 1, 2020 to March 21, 2021, Overall and by Race

| | Native Hawaiian or Other Pacific Islander | | White | | Other | | Missing | |
|---|---|--------------------|-----------|--------------------|---------|--------------------|---------|--------------------|
| | Number | Percent | Number | Percent | Number | Percent | Number | Percent |
| Number of unique patients | 5,612 | | 1,761,216 | | 179,923 | | 259,496 | |
| Age (years) | Mean | Standard Deviation | Mean | Standard Deviation | Mean | Standard Deviation | Mean | Standard Deviation |
| Mean Age | 34.5 | 18.6 | 42.6 | 21.0 | 35.4 | 19.2 | 36.7 | 19.2 |
| | Number | Percent | Number | Percent | Number | Percent | Number | Percent |
| 0-5 | 363 | 6.5% | 124,270 | 7.1% | 17,492 | 9.7% | 22,771 | 8.8% |
| 6-11 | 352 | 6.3% | 95,396 | 5.4% | 11,277 | 6.3% | 16,310 | 6.3% |
| 12-18 | 529 | 9.4% | 136,926 | 7.8% | 14,861 | 8.3% | 19,915 | 7.7% |
| 19-29 | 1,196 | 21.3% | 233,492 | 13.3% | 33,226 | 18.5% | 48,556 | 18.7% |
| 30-39 | 1,085 | 19.3% | 227,791 | 12.9% | 30,239 | 16.8% | 43,076 | 16.6% |
| 40-49 | 765 | 13.6% | 190,472 | 10.8% | 23,879 | 13.3% | 31,870 | 12.3% |
| 50-64 | 880 | 15.7% | 355,558 | 20.2% | 29,337 | 16.3% | 42,621 | 16.4% |
| 65-74 | 305 | 5.4% | 226,955 | 12.9% | 12,012 | 6.7% | 20,161 | 7.8% |
| 75+ | 137 | 2.4% | 170,356 | 9.7% | 7,600 | 4.2% | 14,216 | 5.5% |
| Sex | | | | | | | | |
| Female | 3,183 | 56.7% | 965,620 | 54.8% | 99,743 | 55.4% | 135,970 | 52.4% |
| Male | 2,429 | 43.3% | 795,596 | 45.2% | 80,180 | 44.6% | 123,526 | 47.6% |
| Race | | | | | | | | |
| American Indian or Alaska Native | 0 | 0.0% | 0 | 0.0% | 0 | 0.0% | 0 | 0.0% |
| Asian | 0 | 0.0% | 0 | 0.0% | 0 | 0.0% | 0 | 0.0% |
| Black or African American | 0 | 0.0% | 0 | 0.0% | 0 | 0.0% | 0 | 0.0% |
| Native Hawaiian or Other Pacific Islander | 5,612 | 100.0% | 0 | 0.0% | 0 | 0.0% | 0 | 0.0% |
| White | 0 | 0.0% | 1,761,216 | 100.0% | 0 | 0.0% | 0 | 0.0% |
| Other | 0 | 0.0% | 0 | 0.0% | 179,923 | 100.0% | 0 | 0.0% |
| Missing | 0 | 0.0% | 0 | 0.0% | 0 | 0.0% | 259,496 | 100.0% |
| Hispanic | | | | | | | | |
| Yes | 1,142 | 20.3% | 125,884 | 7.1% | 98,238 | 54.6% | 50,898 | 19.6% |
| No | 4,084 | 72.8% | 1,580,875 | 89.8% | 59,405 | 33.0% | 66,356 | 25.6% |
| Other | 37 | 0.7% | 7,285 | 0.4% | 8,692 | 4.8% | 140,747 | 54.2% |
| Missing | 349 | 6.2% | 47,172 | 2.7% | 13,588 | 7.6% | 1,495 | 0.6% |

Table 1b. Baseline Characteristics for Patients Test for COVID-19 from April 1, 2020 to March 21, 2021, Overall and by Race

| | Native Hawaiian or Other Pacific Islander | | White | | Other | | Missing | |
|--------------------------------|---|---------|-----------|---------|---------|---------|---------|---------|
| | Number | Percent | Number | Percent | Number | Percent | Number | Percent |
| Index Year | | | | | | | | |
| 2020 | 4,599 | 81.9% | 1,409,824 | 80.0% | 142,463 | 79.2% | 208,107 | 80.2% |
| 2021 | 1,013 | 18.1% | 351,392 | 20.0% | 37,460 | 20.8% | 51,389 | 19.8% |
| Index Month and Year | | | | | | | | |
| Apr-20 | 250 | 4.5% | 67,135 | 3.8% | 9,540 | 5.3% | 10,811 | 4.2% |
| May-20 | 451 | 8.0% | 110,041 | 6.2% | 13,295 | 7.4% | 14,049 | 5.4% |
| Jun-20 | 504 | 9.0% | 150,302 | 8.5% | 18,387 | 10.2% | 19,980 | 7.7% |
| Jul-20 | 628 | 11.2% | 174,204 | 9.9% | 18,234 | 10.1% | 26,780 | 10.3% |
| Aug-20 | 554 | 9.9% | 169,567 | 9.6% | 15,949 | 8.9% | 28,156 | 10.9% |
| Sep-20 | 511 | 9.1% | 165,128 | 9.4% | 15,481 | 8.6% | 25,355 | 9.8% |
| Oct-20 | 588 | 10.5% | 186,000 | 10.6% | 17,539 | 9.7% | 26,362 | 10.2% |
| Nov-20 | 597 | 10.6% | 216,442 | 12.3% | 17,688 | 9.8% | 30,140 | 11.6% |
| Dec-20 | 516 | 9.2% | 171,005 | 9.7% | 16,350 | 9.1% | 26,474 | 10.2% |
| Jan-21 | 445 | 7.9% | 145,357 | 8.3% | 14,901 | 8.3% | 21,236 | 8.2% |
| Feb-21 | 263 | 4.7% | 99,073 | 5.6% | 10,804 | 6.0% | 14,192 | 5.5% |
| Mar-21 | 305 | 5.4% | 106,962 | 6.1% | 11,755 | 6.5% | 15,961 | 6.2% |
| Census Bureau Region | | | | | | | | |
| Northeast | 688 | 12.3% | 187,542 | 10.6% | 43,224 | 24.0% | 63,253 | 24.4% |
| Midwest | 940 | 16.7% | 534,397 | 30.3% | 17,754 | 9.9% | 26,604 | 10.3% |
| South | 1,047 | 18.7% | 541,528 | 30.7% | 49,275 | 27.4% | 37,168 | 14.3% |
| West | 2,154 | 38.4% | 145,887 | 8.3% | 30,014 | 16.7% | 16,329 | 6.3% |
| Other | ***** | ***** | 30 | 0.0% | 68 | 0.0% | 28 | 0.0% |
| Missing | ***** | ***** | 351,832 | 20.0% | 39,588 | 22.0% | 116,114 | 44.7% |
| Rural/Urban¹ | | | | | | | | |
| Isolated | 22 | 0.4% | 28,380 | 1.6% | 603 | 0.3% | 1,064 | 0.4% |
| Large Rural | 134 | 2.4% | 90,590 | 5.1% | 3,409 | 1.9% | 4,030 | 1.6% |
| Small Rural | 51 | 0.9% | 47,801 | 2.7% | 1,585 | 0.9% | 2,520 | 1.0% |
| Urban | 4,705 | 83.8% | 1,319,695 | 74.9% | 145,829 | 81.1% | 140,906 | 54.3% |
| Missing | 700 | 12.5% | 274,750 | 15.6% | 28,497 | 15.8% | 110,976 | 42.8% |

Table 1b. Baseline Characteristics for Patients Test for COVID-19 from April 1, 2020 to March 21, 2021, Overall and by Race

| | Native Hawaiian or Other Pacific Islander | | White | | Other | | Missing | |
|--|---|---------|---------|---------|--------|---------|---------|---------|
| | Number | Percent | Number | Percent | Number | Percent | Number | Percent |
| SES² | | | | | | | | |
| Q1 | 1,228 | 21.9% | 609,218 | 34.6% | 27,120 | 15.1% | 40,457 | 15.6% |
| Q2 | 1,135 | 20.2% | 371,795 | 21.1% | 33,110 | 18.4% | 34,664 | 13.4% |
| Q3 | 987 | 17.6% | 300,255 | 17.0% | 37,578 | 20.9% | 27,712 | 10.7% |
| Q4 | 1,561 | 27.8% | 205,092 | 11.6% | 53,599 | 29.8% | 45,669 | 17.6% |
| Missing | 701 | 12.5% | 274,856 | 15.6% | 28,516 | 15.8% | 110,994 | 42.8% |
| Patient Vitals | | | | | | | | |
| BMI by Age: 0-1 years³ | | | | | | | | |
| Underweight (<2.3rd percentile) | ***** | ***** | 1,974 | 3.8% | 368 | 4.5% | 289 | 3.0% |
| Normal weight (2.3rd - <97.7th percentile) | 75 | 48.4% | 22,162 | 42.6% | 3,205 | 38.8% | 3,780 | 39.4% |
| Overweight/obese (97.7th - <99th percentile) | ***** | ***** | 988 | 1.9% | 145 | 1.8% | 154 | 1.6% |
| Severely obese (>=99th percentile) | ***** | ***** | 2,014 | 3.9% | 335 | 4.1% | 367 | 3.8% |
| All Other BMI Values | ***** | ***** | ***** | ***** | ***** | ***** | ***** | ***** |
| BMI Missing | ***** | ***** | ***** | ***** | ***** | ***** | ***** | ***** |
| BMI by Age: 2-5 years | | | | | | | | |
| Underweight (<5th percentile) | ***** | ***** | 1,272 | 1.8% | 166 | 1.8% | 236 | 1.8% |
| Normal weight (5th - <85th percentile) | 40 | 19.2% | 17,837 | 24.7% | 2,061 | 22.3% | 2,596 | 19.7% |
| Overweight (85th - <95th percentile) | ***** | ***** | 4,283 | 5.9% | 549 | 5.9% | 622 | 4.7% |
| Obese (95th - <120% of 95th percentile) | 12 | 5.8% | 3,263 | 4.5% | 503 | 5.4% | 640 | 4.9% |
| Severely obese (>=120% of 95th percentile) | ***** | ***** | 672 | 0.9% | 151 | 1.6% | 116 | 0.9% |
| All Other BMI Values | ***** | ***** | ***** | ***** | ***** | ***** | ***** | ***** |
| BMI Missing | ***** | ***** | ***** | ***** | ***** | ***** | ***** | ***** |
| BMI by Age: 6-11 years | | | | | | | | |
| Underweight (<5th percentile) | ***** | ***** | 1,202 | 1.3% | 117 | 1.0% | 131 | 0.8% |
| Normal weight (5th - <85th percentile) | 37 | 10.5% | 18,525 | 19.4% | 1,774 | 15.7% | 2,307 | 14.1% |
| Overweight (85th - <95th percentile) | 14 | 4.0% | 4,707 | 4.9% | 588 | 5.2% | 687 | 4.2% |
| Obese (95th - <120% of 95th percentile) | 23 | 6.5% | 3,596 | 3.8% | 589 | 5.2% | 619 | 3.8% |

Table 1b. Baseline Characteristics for Patients Test for COVID-19 from April 1, 2020 to March 21, 2021, Overall and by Race

| | Native Hawaiian or Other Pacific Islander | | White | | Other | | Missing | |
|--|---|---------|---------|---------|--------|---------|---------|---------|
| | Number | Percent | Number | Percent | Number | Percent | Number | Percent |
| Severely obese (>=120% of 95th percentile) | 14 | 4.0% | 1,883 | 2.0% | 409 | 3.6% | 346 | 2.1% |
| All Other BMI Values | ***** | ***** | ***** | ***** | ***** | ***** | ***** | ***** |
| BMI Missing | ***** | ***** | ***** | ***** | ***** | ***** | ***** | ***** |
| BMI by Age: 12-17 years | | | | | | | | |
| Underweight (<5th percentile) | ***** | ***** | 1,638 | 1.4% | 134 | 1.1% | 153 | 0.9% |
| Normal weight (5th - <85th percentile) | 52 | 11.9% | 24,376 | 21.1% | 1,901 | 15.3% | 2,248 | 13.8% |
| Overweight (85th - <95th percentile) | 26 | 5.9% | 6,423 | 5.5% | 744 | 6.0% | 644 | 4.0% |
| Obese (95th - <120% of 95th percentile) | 26 | 5.9% | 4,787 | 4.1% | 635 | 5.1% | 588 | 3.6% |
| Severely obese (>=120% of 95th percentile) | 18 | 4.1% | 3,192 | 2.8% | 515 | 4.1% | 348 | 2.1% |
| All Other BMI Values | ***** | ***** | ***** | ***** | ***** | ***** | ***** | ***** |
| BMI Missing | ***** | ***** | ***** | ***** | ***** | ***** | ***** | ***** |
| BMI by Age: 18-19 years | | | | | | | | |
| Underweight (<5th percentile) | ***** | ***** | 622 | 1.5% | 61 | 1.2% | 69 | 1.0% |
| Normal weight (5th - <85th percentile) | 22 | 12.3% | 8,164 | 19.4% | 745 | 14.4% | 741 | 10.2% |
| Overweight (85th - <95th percentile) | ***** | ***** | 2,098 | 5.0% | 281 | 5.4% | 235 | 3.2% |
| Obese (95th - <120% of 95th percentile) | 11 | 6.1% | 1,465 | 3.5% | 252 | 4.9% | 165 | 2.3% |
| Severely obese (>=120% of 95th percentile) | ***** | ***** | 1,024 | 2.4% | 180 | 3.5% | 122 | 1.7% |
| All Other BMI Values | ***** | ***** | ***** | ***** | ***** | ***** | ***** | ***** |
| BMI Missing | ***** | ***** | ***** | ***** | ***** | ***** | ***** | ***** |
| BMI by Age: 20-65+ years | | | | | | | | |
| Underweight (<18.5 kg/m2) | 14 | ***** | 11,660 | 0.8% | 716 | 0.5% | 1,072 | 0.5% |
| Normal weight (18.5 - <25 kg/m2) | 264 | 6.2% | 173,038 | 12.5% | 12,897 | 9.7% | 13,782 | 7.0% |
| Overweight (25 - <30 kg/m2) | 429 | 10.0% | 211,616 | 15.3% | 18,439 | 13.8% | 16,339 | 8.3% |
| Obese (>=30 kg/m2) | 985 | 23.0% | 277,785 | 20.1% | 24,043 | 18.0% | 19,370 | 9.8% |
| BMI Missing | 2,588 | 60.5% | 709,499 | 51.3% | 77,469 | 58.0% | 146,327 | 74.3% |
| Smoking Status | | | | | | | | |
| Current every day smoker | 98 | 1.7% | 45,285 | 2.6% | 1,712 | 1.0% | 2,683 | 1.0% |

Table 1b. Baseline Characteristics for Patients Test for COVID-19 from April 1, 2020 to March 21, 2021, Overall and by Race

| | Native Hawaiian or Other Pacific Islander | | White | | Other | | Missing | |
|---|---|---------|---------|---------|---------|---------|---------|---------|
| | Number | Percent | Number | Percent | Number | Percent | Number | Percent |
| Current some day smoker | 36 | 0.6% | 8,266 | 0.5% | 887 | 0.5% | 526 | 0.2% |
| Former smoker | 287 | 5.1% | 151,368 | 8.6% | 4,945 | 2.7% | 8,454 | 3.3% |
| Never smoker | 1,019 | 18.2% | 355,440 | 20.2% | 24,144 | 13.4% | 27,141 | 10.5% |
| Smoker, current status unknown | ***** | ***** | 2,858 | 0.2% | 156 | 0.1% | 272 | 0.1% |
| Unknown if ever smoked | 11 | 0.2% | 4,578 | 0.3% | 811 | 0.5% | 1,974 | 0.8% |
| Heavy tobacco smoker | ***** | ***** | 2,790 | 0.2% | 45 | 0.0% | 62 | 0.0% |
| Light tobacco smoker | 15 | 0.3% | 4,561 | 0.3% | 262 | 0.1% | 556 | 0.2% |
| No information | 500 | 8.9% | 196,827 | 11.2% | 22,391 | 12.4% | 9,623 | 3.7% |
| Other | 83 | 1.5% | 29,090 | 1.7% | 95 | 0.1% | 998 | 0.4% |
| Unknown | 52 | 0.9% | 24,113 | 1.4% | 2,642 | 1.5% | 2,404 | 0.9% |
| All Other Smoking Values | 0 | 0.0% | 0 | 0.0% | 0 | 0.0% | 0 | 0.0% |
| Smoking Missing | 3,502 | 62.4% | 936,040 | 53.1% | 121,833 | 67.7% | 204,803 | 78.9% |
| Recorded History Of Prior to Index Event (-183, -1 days) | | | | | | | | |
| Combined comorbidity raw score | 0.4 | | 0.5 | | 0.3 | | 0.2 | |
| Asthma | 165 | 2.9% | 56,857 | 3.2% | 6,223 | 3.5% | 5,159 | 2.0% |
| Any Cancer | 135 | 2.4% | 87,403 | 5.0% | 5,109 | 2.8% | 4,363 | 1.7% |
| Chronic Obstructive Pulmonary Disease (COPD) | 63 | 1.1% | 49,648 | 2.8% | 2,098 | 1.2% | 2,095 | 0.8% |
| Obesity | 416 | 7.4% | 102,732 | 5.8% | 9,559 | 5.3% | 6,391 | 2.5% |
| Chronic Kidney Disease | 296 | 5.3% | 83,358 | 4.7% | 6,002 | 3.3% | 3,850 | 1.5% |
| Diabetes Mellitus | 477 | 8.5% | 116,733 | 6.6% | 10,059 | 5.6% | 7,523 | 2.9% |
| Hypertension | 659 | 11.7% | 270,667 | 15.4% | 16,832 | 9.4% | 13,937 | 5.4% |
| Liver Disease | 99 | 1.8% | 38,996 | 2.2% | 3,463 | 1.9% | 2,670 | 1.0% |
| Vascular Disease | 418 | 7.4% | 218,991 | 12.4% | 12,798 | 7.1% | 10,383 | 4.0% |
| Congestive Heart Failure | 110 | 2.0% | 43,513 | 2.5% | 2,222 | 1.2% | 2,119 | 0.8% |
| Coronary Artery Disease | 172 | 3.1% | 96,263 | 5.5% | 5,035 | 2.8% | 4,149 | 1.6% |
| Solid Organ Transplant | ***** | ***** | 1,022 | 0.1% | 102 | 0.1% | 68 | 0.0% |
| Blood Stem Cell Transplant | 0 | 0.0% | 272 | 0.0% | 33 | 0.0% | 13 | 0.0% |
| HIV | 18 | 0.3% | 3,543 | 0.2% | 588 | 0.3% | 792 | 0.3% |
| Smoking | 277 | 4.9% | 118,141 | 6.7% | 7,576 | 4.2% | 4,311 | 1.7% |

Table 1b. Baseline Characteristics for Patients Test for COVID-19 from April 1, 2020 to March 21, 2021, Overall and by Race

| | Native Hawaiian or Other Pacific Islander | | White | | Other | | Missing | |
|--|---|---------|---------|---------|--------|---------|---------|---------|
| | Number | Percent | Number | Percent | Number | Percent | Number | Percent |
| Neurologic Conditions | 128 | 2.3% | 73,755 | 4.2% | 4,935 | 2.7% | 3,897 | 1.5% |
| Sickle Cell Disease | ***** | ***** | 127 | 0.0% | 232 | 0.1% | 140 | 0.1% |
| Drug or alcohol Abuse/Dependence | 62 | 1.1% | 31,359 | 1.8% | 2,375 | 1.3% | 2,309 | 0.9% |
| Pulmonary Conditions (including ARDS, Acute Resp Failure, Pneumonia, Chronic Resp Failure) | 72 | 1.3% | 28,874 | 1.6% | 2,347 | 1.3% | 3,022 | 1.2% |
| Cystic Fibrosis | ***** | ***** | 1,257 | 0.1% | 57 | 0.0% | 22 | 0.0% |
| Interstitial Lung Disease | ***** | ***** | 7,490 | 0.4% | 530 | 0.3% | 404 | 0.2% |
| Recorded Use Of Prior to Index Event (-183, -1 days) | | | | | | | | |
| Immunosuppressants | 46 | 0.8% | 22,350 | 1.3% | 1,769 | 1.0% | 1,284 | 0.5% |
| Immune Modulators | 75 | 1.3% | 28,312 | 1.6% | 1,815 | 1.0% | 1,368 | 0.5% |
| Glucocorticoids - Systemic | 248 | 4.4% | 104,398 | 5.9% | 7,417 | 4.1% | 6,284 | 2.4% |
| Glucocorticoids - Non-systemic (includes inhaled, ophthalmic, topical) | 158 | 2.8% | 56,783 | 3.2% | 4,593 | 2.6% | 4,860 | 1.9% |
| Glucocorticoids - Inhaled | 48 | 0.9% | 20,157 | 1.1% | 1,297 | 0.7% | 923 | 0.4% |
| Glucocorticoids - Ophthalmic | 24 | 0.4% | 8,770 | 0.5% | 366 | 0.2% | 761 | 0.3% |
| Glucocorticoids - Topical | 86 | 1.5% | 28,908 | 1.6% | 3,029 | 1.7% | 3,263 | 1.3% |
| Chemotherapy | 33 | 0.6% | 17,037 | 1.0% | 996 | 0.6% | 790 | 0.3% |
| Death Record from April 1, 2020 to March 21, 2021 | | | | | | | | |
| Death | 63 | 1.1% | 30,006 | 1.7% | 1,579 | 0.9% | 2,019 | 0.8% |
| Concurrent Use Of (-30, 0 days) | | | | | | | | |
| Angiotensin Converting Enzyme (ACE) Inhibitors Prescription | 95 | 1.7% | 35,591 | 2.0% | 2,372 | 1.3% | 2,539 | 1.0% |
| Angiotensin Converting Enzyme (ACE) Inhibitors Dispensing | 84 | 1.5% | 26,747 | 1.5% | 928 | 0.5% | 1,852 | 0.7% |
| Angiotensin II Receptor Blockers (ARBs) Prescription | 63 | 1.1% | 27,997 | 1.6% | 1,811 | 1.0% | 2,102 | 0.8% |
| Angiotensin II Receptor Blockers (ARBs) Dispensing | 70 | 1.2% | 19,534 | 1.1% | 589 | 0.3% | 1,304 | 0.5% |
| Vasopressors Prescription | ***** | ***** | 2,530 | 0.1% | 207 | 0.1% | 174 | 0.1% |

Table 1b. Baseline Characteristics for Patients Test for COVID-19 from April 1, 2020 to March 21, 2021, Overall and by Race

| | Native Hawaiian or Other Pacific Islander | | White | | Other | | Missing | |
|--|---|---------|-----------|---------|---------|---------|---------|---------|
| | Number | Percent | Number | Percent | Number | Percent | Number | Percent |
| Vasopressors Dispensing | 50 | 0.9% | 25,014 | 1.4% | 1,048 | 0.6% | 1,012 | 0.4% |
| Symptomatic Use (-1, 14 days) | | | | | | | | |
| Remdesivir | 44 | 0.8% | 9,376 | 0.5% | 1,107 | 0.6% | 999 | 0.4% |
| Monoclonal antibodies | ***** | ***** | 2,397 | 0.1% | 66 | 0.0% | 80 | 0.0% |
| Systemic glucocorticoids | 414 | 7.4% | 170,826 | 9.7% | 19,048 | 10.6% | 11,350 | 4.4% |
| Baricitinib | ***** | ***** | 122 | 0.0% | 12 | 0.0% | 34 | 0.0% |
| Tocilizumab | ***** | ***** | 110 | 0.0% | 20 | 0.0% | 31 | 0.0% |
| Hydroxychloroquine | 17 | 0.3% | 4,668 | 0.3% | 921 | 0.5% | 748 | 0.3% |
| Ivermectin | ***** | ***** | 646 | 0.0% | 47 | 0.0% | 37 | 0.0% |
| IL-1 inhibitors (aanakinra, cankinumab) | ***** | ***** | 174 | 0.0% | 28 | 0.0% | 84 | 0.0% |
| Azithromycin | 139 | 2.5% | 46,613 | 2.6% | 4,827 | 2.7% | 4,503 | 1.7% |
| Vitamin D | 206 | 3.7% | 78,127 | 4.4% | 6,536 | 3.6% | 6,060 | 2.3% |
| Supplemental oxygen | 38 | 0.7% | 18,281 | 1.0% | 1,257 | 0.7% | 903 | 0.3% |
| High-flow nasal oxygen | ***** | ***** | 379 | 0.0% | 66 | 0.0% | 14 | 0.0% |
| Hemodialysis/filtration | 153 | 2.7% | 18,960 | 1.1% | 2,623 | 1.5% | 560 | 0.2% |
| Clinical Observations (-1, 14 days)⁴ | | | | | | | | |
| Respiratory rate | 2,580 | 46.0% | 381,766 | 21.7% | 50,695 | 28.2% | 63,917 | 24.6% |
| 0-22 /min | 0 | 0.0% | 10,006 | 2.6% | 0 | 0.0% | 11,256 | 17.6% |
| 22+ /min | ***** | ***** | 682 | 0.2% | 0 | 0.0% | 866 | 1.4% |
| 0-22 number of breaths | 0 | 0.0% | 0 | 0.0% | 0 | 0.0% | 0 | 0.0% |
| 22+ number of breaths | 0 | 0.0% | 0 | 0.0% | 0 | 0.0% | 0 | 0.0% |
| All Other or Missing Numeric Result Values | ***** | ***** | ***** | ***** | ***** | ***** | ***** | ***** |
| All Other Result Modifier Values | ***** | ***** | ***** | ***** | ***** | ***** | ***** | ***** |
| All Other Result Unit Values | 256 | 9.9% | 167,316 | 43.8% | 14,427 | 28.5% | 8,080 | 12.6% |
| Missing Record | 3,032 | 54.0% | 1,379,450 | 78.3% | 129,228 | 71.8% | 195,579 | 75.4% |
| Temperature | 1,073 | 19.1% | 362,919 | 20.6% | 36,382 | 20.2% | 54,231 | 20.9% |
| 0-100.4 [degF] | 232 | 21.6% | 110,061 | 30.3% | 6,713 | 18.5% | 6,637 | 12.2% |
| 100.4+ [degF] | ***** | ***** | 1,905 | 0.5% | 265 | 0.7% | 244 | 0.4% |
| 0-38 Cel | 0 | 0.0% | 70 | 0.0% | ***** | ***** | ***** | ***** |

Table 1b. Baseline Characteristics for Patients Test for COVID-19 from April 1, 2020 to March 21, 2021, Overall and by Race

| | Native Hawaiian or Other Pacific Islander | | White | | Other | | Missing | |
|--|---|---------|-----------|---------|---------|---------|---------|---------|
| | Number | Percent | Number | Percent | Number | Percent | Number | Percent |
| 38+ Cel | 0 | 0.0% | 0 | 0.0% | 0 | 0.0% | 0 | 0.0% |
| All Other or Missing Numeric Result Values | ***** | ***** | ***** | ***** | ***** | ***** | ***** | ***** |
| All Other Result Modifier Values | ***** | ***** | ***** | ***** | ***** | ***** | ***** | ***** |
| All Other Result Unit Values | 75 | 7.0% | 89,890 | 24.8% | 13,275 | 36.5% | 15,769 | 29.1% |
| Missing Record | 4,539 | 80.9% | 1,398,297 | 79.4% | 143,541 | 79.8% | 205,265 | 79.1% |
| Oxygen saturation | 2,544 | 45.3% | 348,375 | 19.8% | 49,937 | 27.8% | 41,957 | 16.2% |
| 0-94 % | ***** | ***** | 16,646 | 4.8% | 913 | 1.8% | 1,612 | 3.8% |
| 94+ % | 255 | 10.0% | 151,673 | 43.5% | 13,615 | 27.3% | 7,928 | 18.9% |
| All Other or Missing Numeric Result Values | ***** | ***** | ***** | ***** | ***** | ***** | ***** | ***** |
| All Other Result Modifier Values | ***** | ***** | ***** | ***** | ***** | ***** | ***** | ***** |
| All Other Result Unit Values | ***** | ***** | 3,076 | 0.9% | 254 | 0.5% | 70 | 0.2% |
| Missing Record | 3,068 | 54.7% | 1,412,841 | 80.2% | 129,986 | 72.2% | 217,539 | 83.8% |
| Heart rate | 878 | 15.6% | 415,035 | 23.6% | 32,892 | 18.3% | 55,211 | 21.3% |
| 0-60 bpm | 0 | 0.0% | 0 | 0.0% | 0 | 0.0% | 0 | 0.0% |
| 60-100 bpm | 0 | 0.0% | 0 | 0.0% | 0 | 0.0% | 0 | 0.0% |
| 100+ bpm | 0 | 0.0% | 0 | 0.0% | 0 | 0.0% | 0 | 0.0% |
| All Other or Missing Numeric Result Values | ***** | ***** | ***** | ***** | ***** | ***** | ***** | ***** |
| All Other Result Modifier Values | ***** | ***** | ***** | ***** | ***** | ***** | ***** | ***** |
| All Other Result Unit Values | 277 | 31.5% | 317,828 | 76.6% | 21,894 | 66.6% | 45,525 | 82.5% |
| Missing Record | 4,734 | 84.4% | 1,346,181 | 76.4% | 147,031 | 81.7% | 204,285 | 78.7% |
| Symptoms (-1,14 days) | | | | | | | | |
| Abnormal Blood pressure | 28 | 0.5% | 7,282 | 0.4% | 749 | 0.4% | 593 | 0.2% |
| Fever +/- chills | 325 | 5.8% | 101,474 | 5.8% | 11,968 | 6.7% | 13,699 | 5.3% |
| Cough | 620 | 11.0% | 142,063 | 8.1% | 14,143 | 7.9% | 20,135 | 7.8% |
| Dyspnea/shortness of breath | 411 | 7.3% | 112,296 | 6.4% | 11,346 | 6.3% | 10,459 | 4.0% |
| Diarrhea | 179 | 3.2% | 54,323 | 3.1% | 5,035 | 2.8% | 5,309 | 2.0% |
| Myalgia | 169 | 3.0% | 31,601 | 1.8% | 4,326 | 2.4% | 4,731 | 1.8% |

Table 1b. Baseline Characteristics for Patients Test for COVID-19 from April 1, 2020 to March 21, 2021, Overall and by Race

| | Native Hawaiian or Other Pacific Islander | | White | | Other | | Missing | |
|---|---|---------|-----------|---------|---------|---------|---------|---------|
| | Number | Percent | Number | Percent | Number | Percent | Number | Percent |
| Malaise/Fatigue | 263 | 4.7% | 87,257 | 5.0% | 6,945 | 3.9% | 8,245 | 3.2% |
| Smell/Taste Disturbance | 90 | 1.6% | 14,010 | 0.8% | 1,717 | 1.0% | 2,643 | 1.0% |
| Nasal congestion | 46 | 0.8% | 29,375 | 1.7% | 2,520 | 1.4% | 3,368 | 1.3% |
| Sore throat | 406 | 7.2% | 115,700 | 6.6% | 10,238 | 5.7% | 16,450 | 6.3% |
| Nausea or vomiting | 166 | 3.0% | 66,855 | 3.8% | 7,158 | 4.0% | 6,049 | 2.3% |
| Headache | 118 | 2.1% | 29,258 | 1.7% | 3,018 | 1.7% | 3,192 | 1.2% |
| Multi-system Inflammatory Syndrome | 0 | 0.0% | 173 | 0.0% | 60 | 0.0% | 33 | 0.0% |
| Laboratory Test Results (-1,14 days) | | | | | | | | |
| Platelet Count | 1,365 | 24.3% | 526,327 | 29.9% | 59,274 | 32.9% | 45,529 | 17.5% |
| 0-149999 /uL | 0 | 0.0% | 0 | 0.0% | 0 | 0.0% | 0 | 0.0% |
| 150000-449999 /uL | 0 | 0.0% | 0 | 0.0% | 0 | 0.0% | 0 | 0.0% |
| 450000+ /uL | 0 | 0.0% | 0 | 0.0% | 0 | 0.0% | 0 | 0.0% |
| 0-134 10*9/L | 13 | 1.0% | 7,276 | 1.4% | 387 | 0.7% | 173 | 0.4% |
| 135-316 10*9/L | 185 | 13.6% | 64,038 | 12.2% | 4,335 | 7.3% | 2,146 | 4.7% |
| 317+ 10*9/L | 49 | 3.6% | 13,124 | 2.5% | 1,032 | 1.7% | 511 | 1.1% |
| All Other or Missing Numeric Result Values | ***** | ***** | ***** | ***** | ***** | ***** | ***** | ***** |
| All Other Result Modifier Values | ***** | ***** | ***** | ***** | ***** | ***** | ***** | ***** |
| All Other Result Unit Values | 1,113 | 81.5% | 434,264 | 82.5% | 51,502 | 86.9% | 42,301 | 92.9% |
| Missing Record | 4,247 | 75.7% | 1,234,889 | 70.1% | 120,649 | 67.1% | 213,967 | 82.5% |
| Bilirubin, Direct | 273 | 4.9% | 89,123 | 5.1% | 13,778 | 7.7% | 11,907 | 4.6% |
| 0-0.3 mg/dL | 172 | 63.0% | 51,251 | 57.5% | 9,772 | 70.9% | 8,140 | 68.4% |
| 0.3+ mg/dL | ***** | ***** | 2,008 | 2.3% | 214 | 1.6% | 204 | 1.7% |
| All Other or Missing Numeric Result Values | ***** | ***** | ***** | ***** | ***** | ***** | ***** | ***** |
| All Other Result Modifier Values | ***** | ***** | ***** | ***** | ***** | ***** | ***** | ***** |
| All Other Result Unit Values | 0 | 0.0% | ***** | ***** | ***** | ***** | 0 | 0.0% |
| Missing Record | 5,339 | 95.1% | 1,672,093 | 94.9% | 166,145 | 92.3% | 247,589 | 95.4% |
| Bilirubin Total | 943 | 16.8% | 349,863 | 19.9% | 40,629 | 22.6% | 31,159 | 12.0% |
| 0-1 mg/dL | 765 | 81.1% | 271,794 | 77.7% | 29,125 | 71.7% | 24,806 | 79.6% |

Table 1b. Baseline Characteristics for Patients Test for COVID-19 from April 1, 2020 to March 21, 2021, Overall and by Race

| | Native Hawaiian or Other Pacific Islander | | White | | Other | | Missing | |
|--|---|---------|-----------|---------|---------|---------|---------|---------|
| | Number | Percent | Number | Percent | Number | Percent | Number | Percent |
| 1-1.2 mg/dL | 43 | 4.6% | 20,786 | 5.9% | 1,725 | 4.2% | 1,787 | 5.7% |
| 1.2+ mg/dL | 120 | 12.7% | 45,604 | 13.0% | 4,112 | 10.1% | 4,013 | 12.9% |
| All Other or Missing Numeric Result Values | ***** | ***** | ***** | ***** | ***** | ***** | ***** | ***** |
| All Other Result Modifier Values | ***** | ***** | ***** | ***** | ***** | ***** | ***** | ***** |
| All Other Result Unit Values | 0 | 0.0% | 47 | 0.0% | 18 | 0.0% | ***** | ***** |
| Missing Record | 4,669 | 83.2% | 1,411,353 | 80.1% | 139,294 | 77.4% | 228,337 | 88.0% |
| Bilirubin, Indirect | 60 | 1.1% | 32,827 | 1.9% | 717 | 0.4% | 9,341 | 3.6% |
| 0-0.2 mg/dL | ***** | ***** | 3,538 | 10.8% | 95 | 13.2% | 793 | 8.5% |
| 0.2-0.8 mg/dL | 44 | 73.3% | 22,537 | 68.7% | 367 | 51.2% | 6,421 | 68.7% |
| 0.8+ mg/dL | ***** | ***** | 5,299 | 16.1% | 232 | 32.4% | 1,325 | 14.2% |
| All Other or Missing Numeric Result Values | ***** | ***** | ***** | ***** | ***** | ***** | ***** | ***** |
| All Other Result Modifier Values | ***** | ***** | ***** | ***** | ***** | ***** | ***** | ***** |
| All Other Result Unit Values | 0 | 0.0% | 49 | 0.1% | 15 | 2.1% | 12 | 0.1% |
| Missing Record | 5,552 | 98.9% | 1,728,389 | 98.1% | 179,206 | 99.6% | 250,155 | 96.4% |
| CRP | 250 | 4.5% | 82,082 | 4.7% | 8,678 | 4.8% | 8,765 | 3.4% |
| 0-0.8 mg/dL | 25 | 10.0% | 8,111 | 9.9% | 391 | 4.5% | 837 | 9.5% |
| 0.8+ mg/dL | 102 | 40.8% | 32,690 | 39.8% | 1,552 | 17.9% | 5,004 | 57.1% |
| All Other or Missing Numeric Result Values | ***** | ***** | ***** | ***** | ***** | ***** | ***** | ***** |
| All Other Result Modifier Values | ***** | ***** | ***** | ***** | ***** | ***** | ***** | ***** |
| All Other Result Unit Values | 75 | 30.0% | 28,948 | 35.3% | 5,762 | 66.4% | 1,480 | 16.9% |
| Missing Record | 5,362 | 95.5% | 1,679,134 | 95.3% | 171,245 | 95.2% | 250,731 | 96.6% |
| Ferritin | 225 | 4.0% | 65,078 | 3.7% | 6,982 | 3.9% | 7,854 | 3.0% |
| 0-11 ng/mL | ***** | ***** | 2,982 | 4.6% | 431 | 6.2% | 355 | 4.5% |
| 12-307 ng/mL | 105 | 46.7% | 34,042 | 52.3% | 3,384 | 48.5% | 4,051 | 51.6% |
| 308-336 ng/mL | ***** | ***** | 1,369 | 2.1% | 159 | 2.3% | 165 | 2.1% |
| 337+ ng/mL | 92 | 40.9% | 22,086 | 33.9% | 2,735 | 39.2% | 3,116 | 39.7% |

Table 1b. Baseline Characteristics for Patients Test for COVID-19 from April 1, 2020 to March 21, 2021, Overall and by Race

| | Native Hawaiian or Other Pacific Islander | | White | | Other | | Missing | |
|--|---|---------|-----------|---------|---------|---------|---------|---------|
| | Number | Percent | Number | Percent | Number | Percent | Number | Percent |
| All Other or Missing Numeric Result Values | ***** | ***** | ***** | ***** | ***** | ***** | ***** | ***** |
| All Other Result Modifier Values | ***** | ***** | ***** | ***** | ***** | ***** | ***** | ***** |
| All Other Result Unit Values | 11 | 4.9% | 3,889 | 6.0% | 149 | 2.1% | 66 | 0.8% |
| Missing Record | 5,387 | 96.0% | 1,696,138 | 96.3% | 172,941 | 96.1% | 251,642 | 97.0% |
| D-dimer | 52 | 0.9% | 23,610 | 1.3% | 3,322 | 1.8% | 3,314 | 1.3% |
| 0-500 ng/mL | ***** | ***** | 494 | 2.1% | 100 | 3.0% | 491 | 14.8% |
| 500+ ng/mL | ***** | ***** | 1,265 | 5.4% | 46 | 1.4% | 1,201 | 36.2% |
| All Other or Missing Numeric Result Values | ***** | ***** | ***** | ***** | ***** | ***** | ***** | ***** |
| All Other Result Modifier Values | ***** | ***** | ***** | ***** | ***** | ***** | ***** | ***** |
| All Other Result Unit Values | 45 | 86.5% | 19,434 | 82.3% | 2,484 | 74.8% | 1,331 | 40.2% |
| Missing Record | 5,560 | 99.1% | 1,737,606 | 98.7% | 176,601 | 98.2% | 256,182 | 98.7% |
| CPK | 84 | 1.5% | 37,226 | 2.1% | 4,160 | 2.3% | 5,786 | 2.2% |
| 0-25 U/L | ***** | ***** | 1,323 | 3.6% | 125 | 3.0% | 174 | 3.0% |
| 26-192 U/L | 44 | 52.4% | 15,674 | 42.1% | 2,012 | 48.4% | 3,407 | 58.9% |
| 192+ U/L | 18 | 21.4% | 7,247 | 19.5% | 1,018 | 24.5% | 1,773 | 30.6% |
| All Other or Missing Numeric Result Values | ***** | ***** | ***** | ***** | ***** | ***** | ***** | ***** |
| All Other Result Modifier Values | ***** | ***** | ***** | ***** | ***** | ***** | ***** | ***** |
| All Other Result Unit Values | 21 | 25.0% | 12,575 | 33.8% | 961 | 23.1% | 328 | 5.7% |
| Missing Record | 5,528 | 98.5% | 1,723,990 | 97.9% | 175,763 | 97.7% | 253,710 | 97.8% |
| WBC Count | 1,355 | 24.1% | 518,466 | 29.4% | 59,100 | 32.8% | 45,253 | 17.4% |
| 0-4.5 10 ⁹ /L | 13 | 1.0% | 6,086 | 1.2% | 325 | 0.5% | 201 | 0.4% |
| 4.5-11 10 ⁹ /L | 162 | 12.0% | 54,162 | 10.4% | 3,683 | 6.2% | 1,805 | 4.0% |
| 11+ 10 ⁹ /L | 71 | 5.2% | 24,433 | 4.7% | 1,762 | 3.0% | 833 | 1.8% |
| All Other or Missing Numeric Result Values | ***** | ***** | ***** | ***** | ***** | ***** | ***** | ***** |
| All Other Result Modifier Values | ***** | ***** | ***** | ***** | ***** | ***** | ***** | ***** |
| All Other Result Unit Values | 1,107 | 81.7% | 429,834 | 82.9% | 51,708 | 87.5% | 42,268 | 93.4% |

Table 1b. Baseline Characteristics for Patients Test for COVID-19 from April 1, 2020 to March 21, 2021, Overall and by Race

| | Native Hawaiian or Other Pacific Islander | | White | | Other | | Missing | |
|--|---|---------|-----------|---------|---------|---------|---------|---------|
| | Number | Percent | Number | Percent | Number | Percent | Number | Percent |
| Missing Record | 4,257 | 75.9% | 1,242,750 | 70.6% | 120,823 | 67.2% | 214,243 | 82.6% |
| Absolute Lymphocyte Count | 1,050 | 18.7% | 391,872 | 22.3% | 45,061 | 25.0% | 35,511 | 13.7% |
| 0-0.94 10 ⁹ /L | 18 | 1.7% | 9,832 | 2.5% | 502 | 1.1% | 324 | 0.9% |
| 0.95-3.06 10 ⁹ /L | 70 | 6.7% | 20,738 | 5.3% | 1,903 | 4.2% | 1,082 | 3.0% |
| 3.07+ 10 ⁹ /L | ***** | ***** | 2,185 | 0.6% | 385 | 0.9% | 199 | 0.6% |
| All Other or Missing Numeric Result Values | ***** | ***** | ***** | ***** | ***** | ***** | ***** | ***** |
| All Other Result Modifier Values | ***** | ***** | ***** | ***** | ***** | ***** | ***** | ***** |
| All Other Result Unit Values | 949 | 90.4% | 355,730 | 90.8% | 40,849 | 90.7% | 33,787 | 95.1% |
| Missing Record | 4,562 | 81.3% | 1,369,344 | 77.7% | 134,862 | 75.0% | 223,985 | 86.3% |
| Sodium | 1,191 | 21.2% | 493,447 | 28.0% | 51,769 | 28.8% | 40,846 | 15.7% |
| 0-135 mEq/L | 0 | 0.0% | 0 | 0.0% | 0 | 0.0% | 0 | 0.0% |
| 135-145 mEq/L | 0 | 0.0% | 0 | 0.0% | 0 | 0.0% | 0 | 0.0% |
| 145+ mEq/L | 0 | 0.0% | 0 | 0.0% | 0 | 0.0% | 0 | 0.0% |
| All Other or Missing Numeric Result Values | ***** | ***** | ***** | ***** | ***** | ***** | ***** | ***** |
| All Other Result Modifier Values | ***** | ***** | ***** | ***** | ***** | ***** | ***** | ***** |
| All Other Result Unit Values | 1,187 | 99.7% | 489,535 | 99.2% | 50,150 | 96.9% | 40,680 | 99.6% |
| Missing Record | 4,421 | 78.8% | 1,267,769 | 72.0% | 128,154 | 71.2% | 218,650 | 84.3% |
| Aspartate (AST) | 956 | 17.0% | 351,362 | 19.9% | 39,143 | 21.8% | 31,108 | 12.0% |
| 0-40 U/L | 454 | 47.5% | 156,622 | 44.6% | 19,610 | 50.1% | 19,695 | 63.3% |
| 40+ U/L | 153 | 16.0% | 43,637 | 12.4% | 5,203 | 13.3% | 6,484 | 20.8% |
| 0-40 [UI]/L | 0 | 0.0% | 0 | 0.0% | 0 | 0.0% | 0 | 0.0% |
| 40+ [UI]/L | 0 | 0.0% | 0 | 0.0% | 0 | 0.0% | 0 | 0.0% |
| All Other or Missing Numeric Result Values | ***** | ***** | ***** | ***** | ***** | ***** | ***** | ***** |
| All Other Result Modifier Values | ***** | ***** | ***** | ***** | ***** | ***** | ***** | ***** |
| All Other Result Unit Values | 345 | 36.1% | 147,078 | 41.9% | 12,796 | 32.7% | 4,558 | 14.7% |
| Missing Record | 4,656 | 83.0% | 1,409,854 | 80.1% | 140,780 | 78.2% | 228,388 | 88.0% |

Table 1b. Baseline Characteristics for Patients Test for COVID-19 from April 1, 2020 to March 21, 2021, Overall and by Race

| | Native Hawaiian or Other Pacific Islander | | White | | Other | | Missing | |
|--|---|---------|-----------|---------|---------|---------|---------|---------|
| | Number | Percent | Number | Percent | Number | Percent | Number | Percent |
| Alanine (ALT) | 940 | 16.7% | 349,226 | 19.8% | 39,076 | 21.7% | 31,063 | 12.0% |
| 0-40 U/L | 449 | 47.8% | 155,389 | 44.5% | 19,381 | 49.6% | 19,853 | 63.9% |
| 40+ U/L | 146 | 15.5% | 42,756 | 12.2% | 5,323 | 13.6% | 6,126 | 19.7% |
| 0-40 [UI]/L | 0 | 0.0% | 0 | 0.0% | 0 | 0.0% | 0 | 0.0% |
| 40+ [UI]/L | 0 | 0.0% | 0 | 0.0% | 0 | 0.0% | 0 | 0.0% |
| All Other or Missing Numeric Result Values | ***** | ***** | ***** | ***** | ***** | ***** | ***** | ***** |
| All Other Result Modifier Values | ***** | ***** | ***** | ***** | ***** | ***** | ***** | ***** |
| All Other Result Unit Values | 331 | 35.2% | 143,260 | 41.0% | 12,667 | 32.4% | 4,411 | 14.2% |
| Missing Record | 4,672 | 83.3% | 1,411,990 | 80.2% | 140,847 | 78.3% | 228,433 | 88.0% |
| Venous Lactate | 77 | 1.4% | 34,929 | 2.0% | 6,884 | 3.8% | 3,256 | 1.3% |
| 0-0.5 mmol/L | ***** | ***** | 298 | 0.9% | 83 | 1.2% | 34 | 1.0% |
| 0.5-2.2 mmol/L | 63 | 81.8% | 27,819 | 79.6% | 5,648 | 82.0% | 2,323 | 71.3% |
| 2.2+ mmol/L | 12 | 15.6% | 6,228 | 17.8% | 1,140 | 16.6% | 858 | 26.4% |
| All Other or Missing Numeric Result Values | ***** | ***** | ***** | ***** | ***** | ***** | ***** | ***** |
| All Other Result Modifier Values | ***** | ***** | ***** | ***** | ***** | ***** | ***** | ***** |
| All Other Result Unit Values | 0 | 0.0% | ***** | ***** | 0 | 0.0% | 0 | 0.0% |
| Missing Record | 5,535 | 98.6% | 1,726,287 | 98.0% | 173,039 | 96.2% | 256,240 | 98.7% |
| Troponin I | 363 | 6.5% | 137,196 | 7.8% | 16,762 | 9.3% | 12,268 | 4.7% |
| 0-0.04 ng/mL | 96 | 26.4% | 32,568 | 23.7% | 2,913 | 17.4% | 3,006 | 24.5% |
| 0.04+ ng/mL | 73 | 20.1% | 25,524 | 18.6% | 2,241 | 13.4% | 2,460 | 20.1% |
| All Other or Missing Numeric Result Values | ***** | ***** | ***** | ***** | ***** | ***** | ***** | ***** |
| All Other Result Modifier Values | ***** | ***** | ***** | ***** | ***** | ***** | ***** | ***** |
| All Other Result Unit Values | 0 | 0.0% | 5,695 | 4.2% | 417 | 2.5% | 121 | 1.0% |
| Missing Record | 5,249 | 93.5% | 1,624,020 | 92.2% | 163,161 | 90.7% | 247,228 | 95.3% |
| Troponin I, High Sensitivity | ***** | ***** | 187 | 0.0% | ***** | ***** | 116 | 0.0% |
| 0-14 ng/L | 0 | 0.0% | 0 | 0.0% | 0 | 0.0% | 0 | 0.0% |
| 15+ ng/L | 0 | 0.0% | 0 | 0.0% | 0 | 0.0% | 0 | 0.0% |

Table 1b. Baseline Characteristics for Patients Test for COVID-19 from April 1, 2020 to March 21, 2021, Overall and by Race

| | Native Hawaiian or Other Pacific Islander | | White | | Other | | Missing | |
|--|---|---------|-----------|---------|---------|---------|---------|---------|
| | Number | Percent | Number | Percent | Number | Percent | Number | Percent |
| All Other or Missing Numeric Result Values | ***** | ***** | ***** | ***** | ***** | ***** | ***** | ***** |
| All Other Result Modifier Values | ***** | ***** | ***** | ***** | ***** | ***** | ***** | ***** |
| All Other Result Unit Values | ***** | ***** | 155 | 82.9% | ***** | ***** | 91 | 78.4% |
| Missing Record | 5,612 | 100.0% | 1,761,029 | 100.0% | 179,922 | 100.0% | 259,380 | 100.0% |
| BNP | 185 | 3.3% | 78,556 | 4.5% | 6,616 | 3.7% | 6,491 | 2.5% |
| 0-99 pg/mL | 88 | 47.6% | 33,306 | 42.4% | 3,116 | 47.1% | 3,448 | 53.1% |
| 100+ pg/mL | 84 | 45.4% | 39,529 | 50.3% | 2,387 | 36.1% | 2,606 | 40.1% |
| All Other or Missing Numeric Result Values | ***** | ***** | ***** | ***** | ***** | ***** | ***** | ***** |
| All Other Result Modifier Values | ***** | ***** | ***** | ***** | ***** | ***** | ***** | ***** |
| All Other Result Unit Values | 0 | 0.0% | 16 | 0.0% | 0 | 0.0% | ***** | ***** |
| Missing Record | 5,427 | 96.7% | 1,682,660 | 95.5% | 173,307 | 96.3% | 253,005 | 97.5% |
| Procalcitonin | 113 | 2.0% | 43,833 | 2.5% | 5,393 | 3.0% | 4,350 | 1.7% |
| 0-0.15 ng/mL | 47 | 41.6% | 18,531 | 42.3% | 2,058 | 38.2% | 1,602 | 36.8% |
| 0.15+ ng/mL | 52 | 46.0% | 20,234 | 46.2% | 2,530 | 46.9% | 2,105 | 48.4% |
| All Other or Missing Numeric Result Values | ***** | ***** | ***** | ***** | ***** | ***** | ***** | ***** |
| All Other Result Modifier Values | ***** | ***** | ***** | ***** | ***** | ***** | ***** | ***** |
| All Other Result Unit Values | 0 | 0.0% | 22 | 0.1% | ***** | ***** | ***** | ***** |
| Missing Record | 5,499 | 98.0% | 1,717,383 | 97.5% | 174,530 | 97.0% | 255,146 | 98.3% |
| LDH | 246 | 4.4% | 52,602 | 3.0% | 8,146 | 4.5% | 7,548 | 2.9% |
| 0-80 U/L | 0 | 0.0% | 94 | 0.2% | ***** | ***** | ***** | ***** |
| 80-225 U/L | 28 | 11.4% | 12,194 | 23.2% | 795 | 9.8% | 2,356 | 31.2% |
| 225+ U/L | 75 | 30.5% | 20,091 | 38.2% | 2,015 | 24.7% | 3,944 | 52.3% |
| All Other or Missing Numeric Result Values | ***** | ***** | ***** | ***** | ***** | ***** | ***** | ***** |
| All Other Result Modifier Values | ***** | ***** | ***** | ***** | ***** | ***** | ***** | ***** |
| All Other Result Unit Values | 137 | 55.7% | 19,112 | 36.3% | 4,879 | 59.9% | 1,105 | 14.6% |
| Missing Record | 5,366 | 95.6% | 1,708,614 | 97.0% | 171,777 | 95.5% | 251,948 | 97.1% |

Table 1b. Baseline Characteristics for Patients Test for COVID-19 from April 1, 2020 to March 21, 2021, Overall and by Race

| | Native Hawaiian or Other Pacific Islander | | White | | Other | | Missing | |
|--|---|---------|-----------|---------|---------|---------|---------|---------|
| | Number | Percent | Number | Percent | Number | Percent | Number | Percent |
| PT/INR | 385 | 6.9% | 184,653 | 10.5% | 19,389 | 10.8% | 19,301 | 7.4% |
| 0-11 s | 0 | 0.0% | 0 | 0.0% | 0 | 0.0% | 0 | 0.0% |
| 11-13.4 s | 0 | 0.0% | 0 | 0.0% | 0 | 0.0% | 0 | 0.0% |
| 13.4+ s | 0 | 0.0% | 0 | 0.0% | 0 | 0.0% | 0 | 0.0% |
| 0-0.8 | 0 | 0.0% | 29 | 0.0% | ***** | ***** | ***** | ***** |
| 0.8-1.1 | ***** | ***** | 4,103 | 2.2% | 594 | 3.1% | 561 | 2.9% |
| 1.1+ | ***** | ***** | 4,691 | 2.5% | 536 | 2.8% | 593 | 3.1% |
| All Other or Missing Numeric Result Values | ***** | ***** | ***** | ***** | ***** | ***** | ***** | ***** |
| All Other Result Modifier Values | ***** | ***** | ***** | ***** | ***** | ***** | ***** | ***** |
| All Other Result Unit Values | 369 | 95.8% | 174,068 | 94.3% | 17,700 | 91.3% | 18,076 | 93.7% |
| Missing Record | 5,227 | 93.1% | 1,576,563 | 89.5% | 160,534 | 89.2% | 240,195 | 92.6% |
| Index Criteria (-7, 1 days) | | | | | | | | |
| COVID Lab | 5,612 | 100.0% | 1,761,216 | 100.0% | 179,923 | 100.0% | 259,496 | 100.0% |
| Borderline | 0 | 0.0% | 0 | 0.0% | 0 | 0.0% | 0 | 0.0% |
| Detected | 366 | 6.5% | 110,610 | 6.3% | 7,282 | 4.0% | 10,270 | 4.0% |
| Inconclusive | 0 | 0.0% | 200 | 0.0% | 21 | 0.0% | 33 | 0.0% |
| Negative | 3,316 | 59.1% | 943,194 | 53.6% | 122,269 | 68.0% | 176,042 | 67.8% |
| Not Detected | 1,175 | 20.9% | 444,501 | 25.2% | 24,734 | 13.7% | 27,821 | 10.7% |
| Positive | 658 | 11.7% | 84,987 | 4.8% | 17,146 | 9.5% | 20,142 | 7.8% |
| Presumptive Positive | ***** | ***** | 109 | 0.0% | 20 | 0.0% | ***** | ***** |
| SARS Coronavirus 2 | 0 | 0.0% | 0 | 0.0% | 0 | 0.0% | 0 | 0.0% |
| Undetermined | 87 | 1.6% | 47,565 | 2.7% | 2,102 | 1.2% | 2,839 | 1.1% |
| All Other Result Qual Values | ***** | ***** | 130,050 | 7.4% | 6,349 | 3.5% | 22,347 | 8.6% |
| Missing Record | 0 | 0.0% | 0 | 0.0% | 0 | 0.0% | 0 | 0.0% |
| COVID Diagnosis | 611 | 10.9% | 144,960 | 8.2% | 16,173 | 9.0% | 19,117 | 7.4% |
| Hospitalized for COVID | 116 | 2.1% | 21,398 | 1.2% | 3,875 | 2.2% | 2,941 | 1.1% |
| Medical Utilization (-183, -1 days) | | | | | | | | |
| Any (1) Diagnosis or Procedure | 3,023 | 53.9% | 1,189,619 | 67.5% | 103,018 | 57.3% | 123,187 | 47.5% |
| Any (2) Diagnoses or Procedures | 2,059 | 36.7% | 845,244 | 48.0% | 68,986 | 38.3% | 67,134 | 25.9% |

Table 1b. Baseline Characteristics for Patients Test for COVID-19 from April 1, 2020 to March 21, 2021, Overall and by Race

| | Native Hawaiian or Other Pacific Islander | | White | | Other | | Missing | |
|--|---|---------|---------|---------|--------|---------|---------|---------|
| | Number | Percent | Number | Percent | Number | Percent | Number | Percent |
| Any (3) Diagnoses or Procedures | 1,521 | 27.1% | 638,209 | 36.2% | 50,946 | 28.3% | 46,403 | 17.9% |
| Any (1) Inpatient Diagnosis or Procedure | 239 | 4.3% | 113,634 | 6.5% | 13,088 | 7.3% | 10,899 | 4.2% |
| Any (2) Inpatient Diagnoses or Procedures | 90 | 1.6% | 56,592 | 3.2% | 6,481 | 3.6% | 3,566 | 1.4% |
| Any (3) Inpatient Diagnoses or Procedures | 56 | 1.0% | 41,827 | 2.4% | 4,943 | 2.7% | 2,504 | 1.0% |
| Any (1) Institutional Stay Diagnosis or Procedure | 0 | 0.0% | 925 | 0.1% | ***** | ***** | 16 | 0.0% |
| Any (2) Institutional Stay Diagnoses or Procedures | 0 | 0.0% | 626 | 0.0% | ***** | ***** | 13 | 0.0% |
| Any (3) Institutional Stay Diagnoses or Procedures | 0 | 0.0% | 443 | 0.0% | ***** | ***** | 11 | 0.0% |
| Any (1) Emergency Department Diagnosis or Procedure | 416 | 7.4% | 144,770 | 8.2% | 19,769 | 11.0% | 12,328 | 4.8% |
| Any (2) Emergency Department Diagnoses or Procedures | 110 | 2.0% | 39,120 | 2.2% | 6,217 | 3.5% | 3,289 | 1.3% |
| Any (3) Emergency Department Diagnoses or Procedures | 50 | 0.9% | 15,383 | 0.9% | 2,758 | 1.5% | 1,208 | 0.5% |
| Any (1) Ambulatory Diagnosis or Procedure | 2,558 | 45.6% | 968,038 | 55.0% | 76,384 | 42.5% | 87,637 | 33.8% |
| Any (2) Ambulatory Diagnoses or Procedures | 1,695 | 30.2% | 645,702 | 36.7% | 48,600 | 27.0% | 48,290 | 18.6% |
| Any (3) Ambulatory Diagnoses or Procedures | 1,213 | 21.6% | 450,723 | 25.6% | 33,203 | 18.5% | 31,227 | 12.0% |
| Any (1) Other Ambulatory Diagnosis or Procedure | 627 | 11.2% | 358,386 | 20.3% | 32,511 | 18.1% | 35,884 | 13.8% |
| Any (2) Other Ambulatory Diagnoses or Procedures | 384 | 6.8% | 189,029 | 10.7% | 17,305 | 9.6% | 16,678 | 6.4% |

Table 1b. Baseline Characteristics for Patients Test for COVID-19 from April 1, 2020 to March 21, 2021, Overall and by Race

| | Native Hawaiian or Other Pacific Islander | | White | | Other | | Missing | |
|--|---|---------|---------|---------|--------|---------|---------|---------|
| | Number | Percent | Number | Percent | Number | Percent | Number | Percent |
| Any (3) Other Ambulatory Diagnoses or Procedures | 263 | 4.7% | 117,773 | 6.7% | 10,794 | 6.0% | 9,757 | 3.8% |
| Drug Utilization (-183, -1 days) | | | | | | | | |
| Any (1) Prescription | 2,229 | 39.7% | 885,754 | 50.3% | 75,431 | 41.9% | 70,544 | 27.2% |
| Any (2) Prescriptions | 1,365 | 24.3% | 592,820 | 33.7% | 44,912 | 25.0% | 42,977 | 16.6% |
| Any (3) Prescriptions | 927 | 16.5% | 425,939 | 24.2% | 30,424 | 16.9% | 29,313 | 11.3% |
| Any (1) Dispensings | 1,554 | 27.7% | 444,858 | 25.3% | 22,478 | 12.5% | 37,158 | 14.3% |
| Any (2) Dispensings | 1,124 | 20.0% | 362,437 | 20.6% | 15,604 | 8.7% | 28,366 | 10.9% |
| Any (3) Dispensings | 936 | 16.7% | 312,538 | 17.7% | 12,307 | 6.8% | 23,641 | 9.1% |
| Any (1) Medical Administration | 916 | 16.3% | 351,793 | 20.0% | 33,779 | 18.8% | 27,120 | 10.5% |
| Any (2) Medical Administrations | 409 | 7.3% | 158,052 | 9.0% | 14,720 | 8.2% | 9,438 | 3.6% |
| Any (3) Medical Administrations | 265 | 4.7% | 98,684 | 5.6% | 8,982 | 5.0% | 5,211 | 2.0% |

¹Classification derived from Rural-Urban Community Area Codes. See report overview for more information.

²Measured using the Social Deprivation Index, where higher quartiles indicate more social deprivation relative to other areas. See report overview for more information.

³Percentages for BMI are calculated out of the total number of patients in the age strata, not from the overall number of patients in the cohort.

⁴Percentages of result classification for clinical observations and laboratory results are calculated out of the total number of patients with a record for that test, not from the overall number of patients in the cohort.

***** Cell has been masked to protect patient privacy.

Table 1c. Baseline Characteristics for Patients with a Positive Test for COVID from April 1, 2020 to March 21, 2021, Overall and by Race

| | All Patients | | American Indian or Alaska Native | | Asian | | Black or African American | |
|---|--------------|--------------------|----------------------------------|--------------------|--------|--------------------|---------------------------|--------------------|
| | Number | Percent | Number | Percent | Number | Percent | Number | Percent |
| Number of unique patients | 394,431 | | 1,638 | | 11,783 | | 52,260 | |
| Age (years) | Mean | Standard Deviation | Mean | Standard Deviation | Mean | Standard Deviation | Mean | Standard Deviation |
| Mean Age | 40.3 | 19.6 | 39.6 | 19.1 | 41.8 | 18.9 | 39.7 | 18.6 |
| | Number | Percent | Number | Percent | Number | Percent | Number | Percent |
| 0-5 | 16,845 | 4.3% | 59 | 3.6% | 705 | 6.0% | 2,935 | 5.6% |
| 6-11 | 18,045 | 4.6% | 67 | 4.1% | 469 | 4.0% | 2,667 | 5.1% |
| 12-18 | 36,038 | 9.1% | 133 | 8.1% | 710 | 6.0% | 4,588 | 8.8% |
| 19-29 | 71,823 | 18.2% | 291 | 17.8% | 1,889 | 16.0% | 8,310 | 15.9% |
| 30-39 | 57,819 | 14.7% | 263 | 16.1% | 2,046 | 17.4% | 8,056 | 15.4% |
| 40-49 | 53,874 | 13.7% | 283 | 17.3% | 1,582 | 13.4% | 7,408 | 14.2% |
| 50-64 | 79,093 | 20.1% | 357 | 21.8% | 2,230 | 18.9% | 10,933 | 20.9% |
| 65-74 | 34,394 | 8.7% | 125 | 7.6% | 1,119 | 9.5% | 4,447 | 8.5% |
| 75+ | 26,500 | 6.7% | 60 | 3.7% | 1,033 | 8.8% | 2,916 | 5.6% |
| Sex | | | | | | | | |
| Female | 207,789 | 52.7% | 939 | 57.3% | 6,099 | 51.8% | 29,663 | 56.8% |
| Male | 186,642 | 47.3% | 699 | 42.7% | 5,684 | 48.2% | 22,597 | 43.2% |
| Race | | | | | | | | |
| American Indian or Alaska Native | 1,638 | 0.4% | 1,638 | 100.0% | 0 | 0.0% | 0 | 0.0% |
| Asian | 11,783 | 3.0% | 0 | 0.0% | 11,783 | 100.0% | 0 | 0.0% |
| Black or African American | 52,260 | 13.2% | 0 | 0.0% | 0 | 0.0% | 52,260 | 100.0% |
| Native Hawaiian or Other Pacific Islander | 1,280 | 0.3% | 0 | 0.0% | 0 | 0.0% | 0 | 0.0% |
| White | 256,616 | 65.1% | 0 | 0.0% | 0 | 0.0% | 0 | 0.0% |
| Other | 30,425 | 7.7% | 0 | 0.0% | 0 | 0.0% | 0 | 0.0% |
| Missing | 40,429 | 10.2% | 0 | 0.0% | 0 | 0.0% | 0 | 0.0% |
| Hispanic | | | | | | | | |
| Yes | 59,843 | 15.2% | 450 | 27.5% | 245 | 2.1% | 1,009 | 1.9% |
| No | 299,311 | 75.9% | 1,125 | 68.7% | 11,101 | 94.2% | 50,164 | 96.0% |
| Other | ***** | ***** | ***** | ***** | 23 | 0.2% | 72 | 0.1% |
| Missing | ***** | ***** | ***** | ***** | 414 | 3.5% | 1,015 | 1.9% |

Table 1c. Baseline Characteristics for Patients with a Positive Test for COVID from April 1, 2020 to March 21, 2021, Overall and by Race

| | All Patients | | American Indian or Alaska Native | | Asian | | Black or African American | |
|--------------------------------|--------------|---------|----------------------------------|---------|--------|---------|---------------------------|---------|
| | Number | Percent | Number | Percent | Number | Percent | Number | Percent |
| Index Year | | | | | | | | |
| 2020 | 297,600 | 75.5% | 1,249 | 76.3% | 8,282 | 70.3% | 38,788 | 74.2% |
| 2021 | 96,831 | 24.5% | 389 | 23.7% | 3,501 | 29.7% | 13,472 | 25.8% |
| Index Month and Year | | | | | | | | |
| Apr-20 | 13,748 | 3.5% | 68 | 4.2% | 826 | 7.0% | 3,411 | 6.5% |
| May-20 | 10,860 | 2.8% | 79 | 4.8% | 520 | 4.4% | 2,736 | 5.2% |
| Jun-20 | 21,569 | 5.5% | 108 | 6.6% | 624 | 5.3% | 3,375 | 6.5% |
| Jul-20 | 29,072 | 7.4% | 138 | 8.4% | 685 | 5.8% | 5,680 | 10.9% |
| Aug-20 | 21,498 | 5.5% | 85 | 5.2% | 525 | 4.5% | 3,396 | 6.5% |
| Sep-20 | 21,604 | 5.5% | 80 | 4.9% | 469 | 4.0% | 1,989 | 3.8% |
| Oct-20 | 36,101 | 9.2% | 133 | 8.1% | 797 | 6.8% | 3,407 | 6.5% |
| Nov-20 | 78,663 | 19.9% | 291 | 17.8% | 1,727 | 14.7% | 6,898 | 13.2% |
| Dec-20 | 64,485 | 16.3% | 267 | 16.3% | 2,109 | 17.9% | 7,896 | 15.1% |
| Jan-21 | 56,310 | 14.3% | 222 | 13.6% | 1,889 | 16.0% | 7,795 | 14.9% |
| Feb-21 | 21,851 | 5.5% | 97 | 5.9% | 813 | 6.9% | 3,054 | 5.8% |
| Mar-21 | 18,670 | 4.7% | 70 | 4.3% | 799 | 6.8% | 2,623 | 5.0% |
| Census Bureau Region | | | | | | | | |
| Northeast | 33,862 | 8.6% | 138 | 8.4% | 2,372 | 20.1% | 6,541 | 12.5% |
| Midwest | 134,474 | 34.1% | 465 | 28.4% | 3,180 | 27.0% | 11,105 | 21.2% |
| South | 100,350 | 25.4% | 382 | 23.3% | 2,269 | 19.3% | 20,473 | 39.2% |
| West | 37,487 | 9.5% | 325 | 19.8% | 1,047 | 8.9% | 897 | 1.7% |
| Other | 15 | 0.0% | 0 | 0.0% | 0 | 0.0% | 0 | 0.0% |
| Missing | 88,243 | 22.4% | 328 | 20.0% | 2,915 | 24.7% | 13,244 | 25.3% |
| Rural/Urban¹ | | | | | | | | |
| Isolated | 7,737 | 2.0% | 27 | 1.6% | ***** | ***** | 127 | 0.2% |
| Large Rural | 20,896 | 5.3% | 76 | 4.6% | 441 | 3.7% | 1,394 | 2.7% |
| Small Rural | 11,593 | 2.9% | 44 | 2.7% | 45 | 0.4% | 728 | 1.4% |
| Urban | 277,762 | 70.4% | 1,183 | 72.2% | 8,386 | 71.2% | 40,392 | 77.3% |
| Missing | 76,443 | 19.4% | 308 | 18.8% | ***** | ***** | 9,619 | 18.4% |

Table 1c. Baseline Characteristics for Patients with a Positive Test for COVID from April 1, 2020 to March 21, 2021, Overall and by Race

| | All Patients | | American Indian or Alaska Native | | Asian | | Black or African American | |
|--|--------------|---------|----------------------------------|---------|--------|---------|---------------------------|---------|
| | Number | Percent | Number | Percent | Number | Percent | Number | Percent |
| SES² | | | | | | | | |
| Q1 | 115,737 | 29.3% | 315 | 19.2% | 2,640 | 22.4% | 5,119 | 9.8% |
| Q2 | 72,701 | 18.4% | 293 | 17.9% | 1,802 | 15.3% | 6,950 | 13.3% |
| Q3 | 64,254 | 16.3% | 298 | 18.2% | 2,040 | 17.3% | 9,674 | 18.5% |
| Q4 | 65,269 | 16.5% | 424 | 25.9% | 2,414 | 20.5% | 20,891 | 40.0% |
| Missing | 76,470 | 19.4% | 308 | 18.8% | 2,887 | 24.5% | 9,626 | 18.4% |
| Patient Vitals | | | | | | | | |
| BMI by Age: 0-1 years³ | | | | | | | | |
| Underweight (<2.3rd percentile) | 239 | 3.5% | ***** | ***** | 16 | 5.0% | 53 | 4.1% |
| Normal weight (2.3rd - <97.7th percentile) | 3,216 | 46.7% | ***** | ***** | 197 | 61.4% | 672 | 51.6% |
| Overweight/obese (97.7th - <99th percentile) | 154 | 2.2% | ***** | ***** | ***** | ***** | 34 | 2.6% |
| Severely obese (>=99th percentile) | 312 | 4.5% | 0 | 0.0% | ***** | ***** | 89 | 6.8% |
| All Other BMI Values | 0 | 0.0% | ***** | ***** | ***** | ***** | ***** | ***** |
| BMI Missing | 2,968 | 43.1% | ***** | ***** | ***** | ***** | ***** | ***** |
| BMI by Age: 2-5 years | | | | | | | | |
| Underweight (<5th percentile) | 172 | 1.7% | ***** | ***** | ***** | ***** | 42 | 2.6% |
| Normal weight (5th - <85th percentile) | 2,362 | 23.7% | ***** | ***** | 120 | 31.3% | 461 | 28.2% |
| Overweight (85th - <95th percentile) | 587 | 5.9% | ***** | ***** | 20 | 5.2% | 111 | 6.8% |
| Obese (95th - <120% of 95th percentile) | 537 | 5.4% | ***** | ***** | 22 | 5.7% | 119 | 7.3% |
| Severely obese (>=120% of 95th percentile) | 150 | 1.5% | ***** | ***** | ***** | ***** | 34 | 2.1% |
| All Other BMI Values | ***** | ***** | ***** | ***** | ***** | ***** | ***** | ***** |
| BMI Missing | 6,145 | 61.7% | ***** | ***** | ***** | ***** | ***** | ***** |
| BMI by Age: 6-11 years | | | | | | | | |
| Underweight (<5th percentile) | 142 | 0.8% | 0 | 0.0% | 13 | 2.8% | 36 | 1.3% |
| Normal weight (5th - <85th percentile) | 2,734 | 15.2% | ***** | ***** | 93 | 19.8% | 454 | 17.0% |
| Overweight (85th - <95th percentile) | 930 | 5.2% | ***** | ***** | 25 | 5.3% | 181 | 6.8% |

Table 1c. Baseline Characteristics for Patients with a Positive Test for COVID from April 1, 2020 to March 21, 2021, Overall and by Race

| | All Patients | | American Indian or Alaska Native | | Asian | | Black or African American | |
|--|--------------|---------|----------------------------------|---------|--------|---------|---------------------------|---------|
| | Number | Percent | Number | Percent | Number | Percent | Number | Percent |
| Obese (95th - <120% of 95th percentile) | 757 | 4.2% | ***** | ***** | 29 | 6.2% | 159 | 6.0% |
| Severely obese (>=120% of 95th percentile) | 487 | 2.7% | ***** | ***** | 12 | 2.6% | 145 | 5.4% |
| All Other BMI Values | ***** | ***** | ***** | ***** | ***** | ***** | ***** | ***** |
| BMI Missing | 12,990 | 72.0% | ***** | ***** | ***** | ***** | ***** | ***** |
| BMI by Age: 12-17 years | | | | | | | | |
| Underweight (<5th percentile) | 206 | 0.7% | 0 | 0.0% | ***** | ***** | 32 | 0.9% |
| Normal weight (5th - <85th percentile) | 4,908 | 16.8% | ***** | ***** | 118 | 20.4% | 676 | 18.0% |
| Overweight (85th - <95th percentile) | 1,468 | 5.0% | ***** | ***** | 24 | 4.2% | 251 | 6.7% |
| Obese (95th - <120% of 95th percentile) | 1,163 | 4.0% | ***** | ***** | 19 | 3.3% | 170 | 4.5% |
| Severely obese (>=120% of 95th percentile) | 894 | 3.1% | ***** | ***** | ***** | ***** | 212 | 5.6% |
| All Other BMI Values | ***** | ***** | ***** | ***** | ***** | ***** | ***** | ***** |
| BMI Missing | 20,620 | 70.5% | ***** | ***** | ***** | ***** | ***** | ***** |
| BMI by Age: 18-19 years | | | | | | | | |
| Underweight (<5th percentile) | 126 | 0.9% | ***** | ***** | ***** | ***** | 29 | 1.8% |
| Normal weight (5th - <85th percentile) | 2,079 | 14.7% | ***** | ***** | 46 | 16.4% | 310 | 18.9% |
| Overweight (85th - <95th percentile) | 587 | 4.2% | ***** | ***** | ***** | ***** | 131 | 8.0% |
| Obese (95th - <120% of 95th percentile) | 423 | 3.0% | ***** | ***** | ***** | ***** | 96 | 5.9% |
| Severely obese (>=120% of 95th percentile) | 328 | 2.3% | ***** | ***** | ***** | ***** | 80 | 4.9% |
| All Other BMI Values | ***** | ***** | ***** | ***** | ***** | ***** | ***** | ***** |
| BMI Missing | 10,577 | 74.9% | ***** | ***** | ***** | ***** | ***** | ***** |
| BMI by Age: 20-65+ years | | | | | | | | |
| Underweight (<18.5 kg/m2) | 1,559 | 0.5% | ***** | ***** | 91 | 0.9% | 299 | 0.7% |
| Normal weight (18.5 - <25 kg/m2) | 24,630 | 7.8% | 95 | 7.1% | 1,165 | 11.9% | 3,069 | 7.4% |
| Overweight (25 - <30 kg/m2) | 34,435 | 10.9% | 134 | 9.9% | 1,101 | 11.3% | 4,703 | 11.4% |
| Obese (>=30 kg/m2) | 56,963 | 18.0% | 311 | 23.1% | 711 | 7.3% | 11,263 | 27.3% |
| BMI Missing | 198,568 | 62.8% | 805 | 59.8% | 6,683 | 68.5% | 21,921 | 53.1% |
| Smoking Status | | | | | | | | |
| Current every day smoker | 5,653 | 1.4% | ***** | ***** | 58 | 0.5% | 1,097 | 2.1% |

Table 1c. Baseline Characteristics for Patients with a Positive Test for COVID from April 1, 2020 to March 21, 2021, Overall and by Race

| | All Patients | | American Indian or Alaska Native | | Asian | | Black or African American | |
|---|--------------|---------|----------------------------------|---------|--------|---------|---------------------------|---------|
| | Number | Percent | Number | Percent | Number | Percent | Number | Percent |
| Current some day smoker | 1,608 | 0.4% | ***** | ***** | 29 | 0.2% | 316 | 0.6% |
| Former smoker | 27,706 | 7.0% | 126 | 7.7% | 337 | 2.9% | 2,979 | 5.7% |
| Never smoker | 78,796 | 20.0% | 300 | 18.3% | 1,994 | 16.9% | 9,976 | 19.1% |
| Smoker, current status unknown | 485 | 0.1% | ***** | ***** | ***** | ***** | 33 | 0.1% |
| Unknown if ever smoked | 1,121 | 0.3% | ***** | ***** | 62 | 0.5% | 145 | 0.3% |
| Heavy tobacco smoker | 170 | 0.0% | ***** | ***** | 0 | 0.0% | 26 | 0.0% |
| Light tobacco smoker | 797 | 0.2% | ***** | ***** | 12 | 0.1% | 119 | 0.2% |
| No information | 33,566 | 8.5% | 170 | 10.4% | 815 | 6.9% | 8,002 | 15.3% |
| Other | 4,369 | 1.1% | 39 | 2.4% | 117 | 1.0% | 598 | 1.1% |
| Unknown | 3,478 | 0.9% | ***** | ***** | 102 | 0.9% | 906 | 1.7% |
| All Other Smoking Values | 0 | 0.0% | 0 | 0.0% | 0 | 0.0% | 0 | 0.0% |
| Smoking Missing | 236,682 | 60.0% | 919 | 56.1% | 8,252 | 70.0% | 28,063 | 53.7% |
| Recorded History Of Prior to Index Event (-183, -1 days) | | | | | | | | |
| Combined comorbidity raw score | 0.4 | | 0.6 | | 0.3 | | 0.7 | |
| Asthma | 13,068 | 3.3% | 91 | 5.6% | 224 | 1.9% | 3,145 | 6.0% |
| Any Cancer | 11,033 | 2.8% | 39 | 2.4% | 236 | 2.0% | 1,501 | 2.9% |
| Chronic Obstructive Pulmonary Disease (COPD) | 8,007 | 2.0% | 34 | 2.1% | 110 | 0.9% | 1,484 | 2.8% |
| Obesity | 25,652 | 6.5% | 178 | 10.9% | 274 | 2.3% | 5,533 | 10.6% |
| Chronic Kidney Disease | 17,884 | 4.5% | 115 | 7.0% | 439 | 3.7% | 3,919 | 7.5% |
| Diabetes Mellitus | 29,066 | 7.4% | 222 | 13.6% | 834 | 7.1% | 6,388 | 12.2% |
| Hypertension | 53,667 | 13.6% | 259 | 15.8% | 1,250 | 10.6% | 10,841 | 20.7% |
| Liver Disease | 6,657 | 1.7% | 56 | 3.4% | 235 | 2.0% | 1,025 | 2.0% |
| Vascular Disease | 35,791 | 9.1% | 162 | 9.9% | 762 | 6.5% | 6,092 | 11.7% |
| Congestive Heart Failure | 9,060 | 2.3% | 41 | 2.5% | 151 | 1.3% | 2,205 | 4.2% |
| Coronary Artery Disease | 15,579 | 3.9% | 66 | 4.0% | 361 | 3.1% | 2,490 | 4.8% |
| Solid Organ Transplant | 442 | 0.1% | ***** | ***** | 18 | 0.2% | 97 | 0.2% |
| Blood Stem Cell Transplant | 70 | 0.0% | ***** | ***** | ***** | ***** | ***** | ***** |
| HIV | 1,076 | 0.3% | ***** | ***** | 17 | 0.1% | 518 | 1.0% |
| Smoking | 20,049 | 5.1% | 137 | 8.4% | 253 | 2.1% | 4,183 | 8.0% |

Table 1c. Baseline Characteristics for Patients with a Positive Test for COVID from April 1, 2020 to March 21, 2021, Overall and by Race

| | All Patients | | American Indian or Alaska Native | | Asian | | Black or African American | |
|--|--------------|---------|----------------------------------|---------|--------|---------|---------------------------|---------|
| | Number | Percent | Number | Percent | Number | Percent | Number | Percent |
| Neurologic Conditions | 11,813 | 3.0% | 46 | 2.8% | 218 | 1.9% | 2,184 | 4.2% |
| Sickle Cell Disease | 582 | 0.1% | ***** | ***** | ***** | ***** | 508 | 1.0% |
| Drug or alcohol Abuse/Dependence | 5,034 | 1.3% | ***** | ***** | 58 | 0.5% | 1,181 | 2.3% |
| Pulmonary Conditions (including ARDS, Acute Resp Failure, Pneumonia, Chronic Resp Failure) | 12,114 | 3.1% | 82 | 5.0% | 443 | 3.8% | 2,851 | 5.5% |
| Cystic Fibrosis | 95 | 0.0% | 0 | 0.0% | ***** | ***** | ***** | ***** |
| Interstitial Lung Disease | 1,259 | 0.3% | ***** | ***** | 23 | 0.2% | 243 | 0.5% |
| Recorded Use Of Prior to Index Event (-183, -1 days) | | | | | | | | |
| Immunosuppressants | 4,478 | 1.1% | ***** | ***** | 134 | 1.1% | 804 | 1.5% |
| Immune Modulators | 5,447 | 1.4% | 41 | 2.5% | 149 | 1.3% | 905 | 1.7% |
| Glucocorticoids - Systemic | 25,355 | 6.4% | 101 | 6.2% | 521 | 4.4% | 4,397 | 8.4% |
| Glucocorticoids - Non-systemic (includes inhaled, ophthalmic, topical) | 11,700 | 3.0% | 48 | 2.9% | 325 | 2.8% | 2,146 | 4.1% |
| Glucocorticoids - Inhaled | 3,555 | 0.9% | ***** | ***** | 65 | 0.6% | 606 | 1.2% |
| Glucocorticoids - Ophthalmic | 1,119 | 0.3% | ***** | ***** | 21 | 0.2% | 211 | 0.4% |
| Glucocorticoids - Topical | 7,269 | 1.8% | 30 | 1.8% | 243 | 2.1% | 1,386 | 2.7% |
| Chemotherapy | 2,801 | 0.7% | ***** | ***** | 46 | 0.4% | 469 | 0.9% |
| Death Record from April 1, 2020 to March 21, 2021 | | | | | | | | |
| Death | 8,490 | 2.2% | 62 | 3.8% | 378 | 3.2% | 1,546 | 3.0% |
| Concurrent Use Of (-30, 0 days) | | | | | | | | |
| Angiotensin Converting Enzyme (ACE) Inhibitors Prescription | 7,061 | 1.8% | 58 | 3.5% | 159 | 1.3% | 1,402 | 2.7% |
| Angiotensin Converting Enzyme (ACE) Inhibitors Dispensing | 4,117 | 1.0% | 26 | 1.6% | 70 | 0.6% | 712 | 1.4% |
| Angiotensin II Receptor Blockers (ARBs) Prescription | 5,857 | 1.5% | ***** | ***** | 297 | 2.5% | 1,279 | 2.4% |
| Angiotensin II Receptor Blockers (ARBs) Dispensing | 2,998 | 0.8% | 11 | 0.7% | 79 | 0.7% | 592 | 1.1% |
| Vasopressors Prescription | 503 | 0.1% | ***** | ***** | 14 | 0.1% | 138 | 0.3% |

Table 1c. Baseline Characteristics for Patients with a Positive Test for COVID from April 1, 2020 to March 21, 2021, Overall and by Race

| | All Patients | | American Indian or Alaska Native | | Asian | | Black or African American | |
|--|--------------|---------|----------------------------------|---------|--------|---------|---------------------------|---------|
| | Number | Percent | Number | Percent | Number | Percent | Number | Percent |
| Vasopressors Dispensing | 2,480 | 0.6% | ***** | ***** | 80 | 0.7% | 562 | 1.1% |
| Symptomatic Use (-1, 14 days) | | | | | | | | |
| Remdesivir | 17,952 | 4.6% | 145 | 8.9% | 800 | 6.8% | 3,403 | 6.5% |
| Monoclonal antibodies | 1,865 | 0.5% | ***** | ***** | 27 | 0.2% | 162 | 0.3% |
| Systemic glucocorticoids | 39,123 | 9.9% | 214 | 13.1% | 1,402 | 11.9% | 7,318 | 14.0% |
| Baricitinib | 286 | 0.1% | ***** | ***** | ***** | ***** | 88 | 0.2% |
| Tocilizumab | 175 | 0.0% | ***** | ***** | 23 | 0.2% | 48 | 0.1% |
| Hydroxychloroquine | 4,045 | 1.0% | ***** | ***** | 314 | 2.7% | 801 | 1.5% |
| Ivermectin | 612 | 0.2% | ***** | ***** | 26 | 0.2% | 61 | 0.1% |
| IL-1 inhibitors (aanakinra, cankinumab) | 250 | 0.1% | 0 | 0.0% | ***** | ***** | 104 | 0.2% |
| Azithromycin | 26,077 | 6.6% | 175 | 10.7% | 985 | 8.4% | 5,743 | 11.0% |
| Vitamin D | 22,943 | 5.8% | 190 | 11.6% | 868 | 7.4% | 5,175 | 9.9% |
| Supplemental oxygen | 4,302 | 1.1% | 48 | 2.9% | 152 | 1.3% | 841 | 1.6% |
| High-flow nasal oxygen | 450 | 0.1% | ***** | ***** | 40 | 0.3% | 75 | 0.1% |
| Hemodialysis/filtration | 2,901 | 0.7% | 60 | 3.7% | 92 | 0.8% | 788 | 1.5% |
| Clinical Observations (-1, 14 days)⁴ | | | | | | | | |
| Respiratory rate | 61,669 | 15.6% | 315 | 19.2% | 1,656 | 14.1% | 10,369 | 19.8% |
| 0-22 /min | 4,891 | 7.9% | ***** | ***** | 140 | 8.5% | 1,964 | 18.9% |
| 22+ /min | 693 | 1.1% | ***** | ***** | 20 | 1.2% | 295 | 2.8% |
| 0-22 number of breaths | 0 | 0.0% | 0 | 0.0% | 0 | 0.0% | 0 | 0.0% |
| 22+ number of breaths | 0 | 0.0% | 0 | 0.0% | 0 | 0.0% | 0 | 0.0% |
| All Other or Missing Numeric Result Values | 2,215 | 3.6% | ***** | ***** | ***** | ***** | ***** | ***** |
| All Other Result Modifier Values | 38,501 | 62.4% | ***** | ***** | ***** | ***** | ***** | ***** |
| All Other Result Unit Values | 15,369 | 24.9% | 53 | 16.8% | 133 | 8.0% | 5,456 | 52.6% |
| Missing Record | 332,762 | 84.4% | 1,323 | 80.8% | 10,127 | 85.9% | 41,891 | 80.2% |
| Temperature | 42,685 | 10.8% | 173 | 10.6% | 1,747 | 14.8% | 11,786 | 22.6% |
| 0-100.4 [degF] | 8,909 | 20.9% | 45 | 26.0% | 108 | 6.2% | 2,819 | 23.9% |
| 100.4+ [degF] | 898 | 2.1% | ***** | ***** | 21 | 1.2% | 305 | 2.6% |
| 0-38 Cel | 25 | 0.1% | 0 | 0.0% | ***** | ***** | ***** | ***** |

Table 1c. Baseline Characteristics for Patients with a Positive Test for COVID from April 1, 2020 to March 21, 2021, Overall and by Race

| | All Patients | | American Indian or Alaska Native | | Asian | | Black or African American | |
|--|--------------|---------|----------------------------------|---------|--------|---------|---------------------------|---------|
| | Number | Percent | Number | Percent | Number | Percent | Number | Percent |
| 38+ Cel | 0 | 0.0% | 0 | 0.0% | 0 | 0.0% | 0 | 0.0% |
| All Other or Missing Numeric Result Values | 4,168 | 9.8% | ***** | ***** | ***** | ***** | ***** | ***** |
| All Other Result Modifier Values | 11,519 | 27.0% | ***** | ***** | ***** | ***** | ***** | ***** |
| All Other Result Unit Values | 17,166 | 40.2% | 32 | 18.5% | 637 | 36.5% | 5,596 | 47.5% |
| Missing Record | 351,746 | 89.2% | 1,465 | 89.4% | 10,036 | 85.2% | 40,474 | 77.4% |
| Oxygen saturation | 54,086 | 13.7% | 313 | 19.1% | 1,511 | 12.8% | 7,496 | 14.3% |
| 0-94 % | 3,029 | 5.6% | ***** | ***** | 368 | 24.4% | 618 | 8.2% |
| 94+ % | 13,442 | 24.9% | 48 | 15.3% | 160 | 10.6% | 4,755 | 63.4% |
| All Other or Missing Numeric Result Values | ***** | ***** | ***** | ***** | ***** | ***** | ***** | ***** |
| All Other Result Modifier Values | ***** | ***** | ***** | ***** | ***** | ***** | ***** | ***** |
| All Other Result Unit Values | 786 | 1.5% | ***** | ***** | 0 | 0.0% | 272 | 3.6% |
| Missing Record | 340,345 | 86.3% | 1,325 | 80.9% | 10,272 | 87.2% | 44,764 | 85.7% |
| Heart rate | 57,164 | 14.5% | 190 | 11.6% | 1,378 | 11.7% | 13,612 | 26.0% |
| 0-60 bpm | 0 | 0.0% | 0 | 0.0% | 0 | 0.0% | 0 | 0.0% |
| 60-100 bpm | 0 | 0.0% | 0 | 0.0% | 0 | 0.0% | 0 | 0.0% |
| 100+ bpm | 0 | 0.0% | 0 | 0.0% | 0 | 0.0% | 0 | 0.0% |
| All Other or Missing Numeric Result Values | ***** | 0.0% | ***** | ***** | ***** | ***** | ***** | ***** |
| All Other Result Modifier Values | 8,347 | 14.6% | ***** | ***** | ***** | ***** | ***** | ***** |
| All Other Result Unit Values | 48,816 | 85.4% | 110 | 57.9% | 1,021 | 74.1% | 11,765 | 86.4% |
| Missing Record | 337,267 | 85.5% | 1,448 | 88.4% | 10,405 | 88.3% | 38,648 | 74.0% |
| Symptoms (-1,14 days) | | | | | | | | |
| Abnormal Blood pressure | 1,253 | 0.3% | ***** | ***** | 38 | 0.3% | 258 | 0.5% |
| Fever +/- chills | 33,283 | 8.4% | 133 | 8.1% | 1,198 | 10.2% | 4,971 | 9.5% |
| Cough | 45,227 | 11.5% | 177 | 10.8% | 1,194 | 10.1% | 6,113 | 11.7% |
| Dyspnea/shortness of breath | 33,203 | 8.4% | 161 | 9.8% | 1,298 | 11.0% | 6,438 | 12.3% |
| Diarrhea | 11,312 | 2.9% | 82 | 5.0% | 336 | 2.9% | 2,077 | 4.0% |
| Myalgia | 11,662 | 3.0% | 74 | 4.5% | 282 | 2.4% | 1,653 | 3.2% |

Table 1c. Baseline Characteristics for Patients with a Positive Test for COVID from April 1, 2020 to March 21, 2021, Overall and by Race

| | All Patients | | American Indian or Alaska Native | | Asian | | Black or African American | |
|---|--------------|---------|----------------------------------|---------|--------|---------|---------------------------|---------|
| | Number | Percent | Number | Percent | Number | Percent | Number | Percent |
| Malaise/Fatigue | 23,134 | 5.9% | 107 | 6.5% | 654 | 5.6% | 3,392 | 6.5% |
| Smell/Taste Disturbance | 11,963 | 3.0% | 58 | 3.5% | 228 | 1.9% | 1,740 | 3.3% |
| Nasal congestion | 8,357 | 2.1% | ***** | ***** | 139 | 1.2% | 1,148 | 2.2% |
| Sore throat | 21,591 | 5.5% | 88 | 5.4% | 556 | 4.7% | 1,894 | 3.6% |
| Nausea or vomiting | 11,161 | 2.8% | 44 | 2.7% | 314 | 2.7% | 2,334 | 4.5% |
| Headache | 5,025 | 1.3% | 38 | 2.3% | 136 | 1.2% | 1,029 | 2.0% |
| Multi-system Inflammatory Syndrome | 123 | 0.0% | 0 | 0.0% | ***** | ***** | 43 | 0.1% |
| Laboratory Test Results (-1,14 days) | | | | | | | | |
| Platelet Count | 88,700 | 22.5% | 541 | 33.0% | 3,555 | 30.2% | 19,162 | 36.7% |
| 0-149999 /uL | 0 | 0.0% | 0 | 0.0% | 0 | 0.0% | 0 | 0.0% |
| 150000-449999 /uL | 0 | 0.0% | 0 | 0.0% | 0 | 0.0% | 0 | 0.0% |
| 450000+ /uL | 0 | 0.0% | 0 | 0.0% | 0 | 0.0% | 0 | 0.0% |
| 0-134 10*9/L | 2,365 | 2.7% | ***** | ***** | 58 | 1.6% | 324 | 1.7% |
| 135-316 10*9/L | 14,460 | 16.3% | 155 | 28.7% | 356 | 10.0% | 2,693 | 14.1% |
| 317+ 10*9/L | 2,280 | 2.6% | ***** | ***** | 36 | 1.0% | 543 | 2.8% |
| All Other or Missing Numeric Result Values | 74 | 0.1% | ***** | ***** | ***** | ***** | ***** | ***** |
| All Other Result Modifier Values | 1,061 | 1.2% | ***** | ***** | ***** | ***** | ***** | ***** |
| All Other Result Unit Values | 68,460 | 77.2% | 322 | 59.5% | 3,081 | 86.7% | 15,194 | 79.3% |
| Missing Record | 305,731 | 77.5% | 1,097 | 67.0% | 8,228 | 69.8% | 33,098 | 63.3% |
| Bilirubin, Direct | 25,139 | 6.4% | 238 | 14.5% | 2,011 | 17.1% | 4,222 | 8.1% |
| 0-0.3 mg/dL | 15,202 | 60.5% | 105 | 44.1% | 1,378 | 68.5% | 2,546 | 60.3% |
| 0.3+ mg/dL | 172 | 0.7% | ***** | ***** | ***** | ***** | 29 | 0.7% |
| All Other or Missing Numeric Result Values | 4,858 | 19.3% | ***** | ***** | ***** | ***** | ***** | ***** |
| All Other Result Modifier Values | 4,907 | 19.5% | ***** | ***** | ***** | ***** | ***** | ***** |
| All Other Result Unit Values | 0 | 0.0% | 0 | 0.0% | 0 | 0.0% | 0 | 0.0% |
| Missing Record | 369,292 | 93.6% | 1,400 | 85.5% | 9,772 | 82.9% | 48,038 | 91.9% |
| Bilirubin Total | 74,223 | 18.8% | 458 | 28.0% | 3,147 | 26.7% | 16,112 | 30.8% |
| 0-1 mg/dL | 62,848 | 84.7% | 390 | 85.2% | 2,718 | 86.4% | 13,596 | 84.4% |

Table 1c. Baseline Characteristics for Patients with a Positive Test for COVID from April 1, 2020 to March 21, 2021, Overall and by Race

| | All Patients | | American Indian or Alaska Native | | Asian | | Black or African American | |
|--|--------------|---------|----------------------------------|---------|--------|---------|---------------------------|---------|
| | Number | Percent | Number | Percent | Number | Percent | Number | Percent |
| 1-1.2 mg/dL | 3,524 | 4.7% | ***** | ***** | 153 | 4.9% | 728 | 4.5% |
| 1.2+ mg/dL | 5,638 | 7.6% | 42 | 9.2% | 223 | 7.1% | 1,285 | 8.0% |
| All Other or Missing Numeric Result Values | 15 | 0.0% | ***** | ***** | ***** | ***** | ***** | ***** |
| All Other Result Modifier Values | 2,196 | 3.0% | ***** | ***** | ***** | ***** | ***** | ***** |
| All Other Result Unit Values | ***** | ***** | 0 | 0.0% | 0 | 0.0% | 0 | 0.0% |
| Missing Record | 320,208 | 81.2% | 1,180 | 72.0% | 8,636 | 73.3% | 36,148 | 69.2% |
| Bilirubin, Indirect | 8,428 | 2.1% | 47 | 2.9% | 890 | 7.6% | 1,443 | 2.8% |
| 0-0.2 mg/dL | 1,343 | 15.9% | 13 | 27.7% | 130 | 14.6% | 249 | 17.3% |
| 0.2-0.8 mg/dL | 6,162 | 73.1% | ***** | ***** | 683 | 76.7% | 992 | 68.7% |
| 0.8+ mg/dL | 561 | 6.7% | ***** | ***** | 51 | 5.7% | 131 | 9.1% |
| All Other or Missing Numeric Result Values | 247 | 2.9% | ***** | ***** | ***** | ***** | ***** | ***** |
| All Other Result Modifier Values | 112 | 1.3% | ***** | ***** | ***** | ***** | ***** | ***** |
| All Other Result Unit Values | ***** | ***** | 0 | 0.0% | ***** | ***** | 0 | 0.0% |
| Missing Record | 386,003 | 97.9% | 1,591 | 97.1% | 10,893 | 92.4% | 50,817 | 97.2% |
| CRP | 45,010 | 11.4% | 343 | 20.9% | 2,345 | 19.9% | 8,757 | 16.8% |
| 0-0.8 mg/dL | 1,926 | 4.3% | ***** | ***** | 86 | 3.7% | 482 | 5.5% |
| 0.8+ mg/dL | 20,031 | 44.5% | 123 | 35.9% | 1,026 | 43.8% | 5,023 | 57.4% |
| All Other or Missing Numeric Result Values | 130 | 0.3% | ***** | ***** | ***** | ***** | ***** | ***** |
| All Other Result Modifier Values | 3,953 | 8.8% | ***** | ***** | ***** | ***** | ***** | ***** |
| All Other Result Unit Values | 18,970 | 42.1% | 188 | 54.8% | 1,106 | 47.2% | 2,428 | 27.7% |
| Missing Record | 349,421 | 88.6% | 1,295 | 79.1% | 9,438 | 80.1% | 43,503 | 83.2% |
| Ferritin | 43,730 | 11.1% | 310 | 18.9% | 2,256 | 19.1% | 9,434 | 18.1% |
| 0-11 ng/mL | 384 | 0.9% | ***** | ***** | ***** | ***** | 97 | 1.0% |
| 12-307 ng/mL | 14,024 | 32.1% | 75 | 24.2% | 442 | 19.6% | 3,385 | 35.9% |
| 308-336 ng/mL | 1,142 | 2.6% | ***** | ***** | 33 | 1.5% | 284 | 3.0% |
| 337+ ng/mL | 23,136 | 52.9% | 105 | 33.9% | 1,529 | 67.8% | 5,273 | 55.9% |

Table 1c. Baseline Characteristics for Patients with a Positive Test for COVID from April 1, 2020 to March 21, 2021, Overall and by Race

| | All Patients | | American Indian or Alaska Native | | Asian | | Black or African American | |
|--|--------------|---------|----------------------------------|---------|--------|---------|---------------------------|---------|
| | Number | Percent | Number | Percent | Number | Percent | Number | Percent |
| All Other or Missing Numeric Result Values | 200 | 0.5% | ***** | ***** | ***** | ***** | ***** | ***** |
| All Other Result Modifier Values | 260 | 0.6% | ***** | ***** | ***** | ***** | ***** | ***** |
| All Other Result Unit Values | 4,584 | 10.5% | 119 | 38.4% | 175 | 7.8% | 259 | 2.7% |
| Missing Record | 350,701 | 88.9% | 1,328 | 81.1% | 9,527 | 80.9% | 42,826 | 81.9% |
| D-dimer | 22,785 | 5.8% | 197 | 12.0% | 577 | 4.9% | 6,138 | 11.7% |
| 0-500 ng/mL | 1,047 | 4.6% | ***** | ***** | 19 | 3.3% | 391 | 6.4% |
| 500+ ng/mL | 2,453 | 10.8% | ***** | ***** | 35 | 6.1% | 1,107 | 18.0% |
| All Other or Missing Numeric Result Values | 122 | 0.5% | ***** | ***** | ***** | ***** | ***** | ***** |
| All Other Result Modifier Values | 1,414 | 6.2% | ***** | ***** | ***** | ***** | ***** | ***** |
| All Other Result Unit Values | 17,749 | 77.9% | 191 | 97.0% | 485 | 84.1% | 4,234 | 69.0% |
| Missing Record | 371,646 | 94.2% | 1,441 | 88.0% | 11,206 | 95.1% | 46,122 | 88.3% |
| CPK | 18,420 | 4.7% | 87 | 5.3% | 1,192 | 10.1% | 4,754 | 9.1% |
| 0-25 U/L | 667 | 3.6% | ***** | ***** | 39 | 3.3% | 76 | 1.6% |
| 26-192 U/L | 8,847 | 48.0% | 49 | 56.3% | 635 | 53.3% | 2,119 | 44.6% |
| 192+ U/L | 4,699 | 25.5% | ***** | ***** | 354 | 29.7% | 1,771 | 37.3% |
| All Other or Missing Numeric Result Values | 108 | 0.6% | ***** | ***** | ***** | ***** | ***** | ***** |
| All Other Result Modifier Values | 49 | 0.3% | ***** | ***** | ***** | ***** | ***** | ***** |
| All Other Result Unit Values | 4,050 | 22.0% | ***** | ***** | 156 | 13.1% | 735 | 15.5% |
| Missing Record | 376,011 | 95.3% | 1,551 | 94.7% | 10,591 | 89.9% | 47,506 | 90.9% |
| WBC Count | 88,371 | 22.4% | 539 | 32.9% | 3,539 | 30.0% | 19,111 | 36.6% |
| 0-4.5 10 ⁹ /L | 4,139 | 4.7% | ***** | ***** | 98 | 2.8% | 816 | 4.3% |
| 4.5-11 10 ⁹ /L | 12,802 | 14.5% | 135 | 25.0% | 313 | 8.8% | 2,363 | 12.4% |
| 11+ 10 ⁹ /L | 2,486 | 2.8% | ***** | ***** | 46 | 1.3% | 398 | 2.1% |
| All Other or Missing Numeric Result Values | ***** | 0.0% | ***** | ***** | ***** | ***** | ***** | ***** |
| All Other Result Modifier Values | 48 | 0.1% | ***** | ***** | ***** | ***** | ***** | ***** |
| All Other Result Unit Values | 68,887 | 78.0% | 320 | 59.4% | 3,076 | 86.9% | 15,523 | 81.2% |

Table 1c. Baseline Characteristics for Patients with a Positive Test for COVID from April 1, 2020 to March 21, 2021, Overall and by Race

| | All Patients | | American Indian or Alaska Native | | Asian | | Black or African American | |
|--|--------------|---------|----------------------------------|---------|--------|---------|---------------------------|---------|
| | Number | Percent | Number | Percent | Number | Percent | Number | Percent |
| Missing Record | 306,060 | 77.6% | 1,099 | 67.1% | 8,244 | 70.0% | 33,149 | 63.4% |
| Absolute Lymphocyte Count | 78,520 | 19.9% | 475 | 29.0% | 3,246 | 27.5% | 17,194 | 32.9% |
| 0-0.94 10 ⁹ /L | 5,733 | 7.3% | 90 | 18.9% | 151 | 4.7% | 851 | 4.9% |
| 0.95-3.06 10 ⁹ /L | 7,828 | 10.0% | 95 | 20.0% | 225 | 6.9% | 1,591 | 9.3% |
| 3.07+ 10 ⁹ /L | 446 | 0.6% | ***** | ***** | ***** | ***** | 98 | 0.6% |
| All Other or Missing Numeric Result Values | ***** | ***** | ***** | ***** | ***** | ***** | ***** | ***** |
| All Other Result Modifier Values | ***** | ***** | ***** | ***** | ***** | ***** | ***** | ***** |
| All Other Result Unit Values | 64,418 | 82.0% | 286 | 60.2% | 2,859 | 88.1% | 14,634 | 85.1% |
| Missing Record | 315,911 | 80.1% | 1,163 | 71.0% | 8,537 | 72.5% | 35,066 | 67.1% |
| Sodium | 86,277 | 21.9% | 526 | 32.1% | 3,458 | 29.3% | 18,727 | 35.8% |
| 0-135 mEq/L | 0 | 0.0% | 0 | 0.0% | 0 | 0.0% | 0 | 0.0% |
| 135-145 mEq/L | 0 | 0.0% | 0 | 0.0% | 0 | 0.0% | 0 | 0.0% |
| 145+ mEq/L | 0 | 0.0% | 0 | 0.0% | 0 | 0.0% | 0 | 0.0% |
| All Other or Missing Numeric Result Values | 38 | 0.0% | ***** | ***** | ***** | ***** | ***** | ***** |
| All Other Result Modifier Values | 34 | 0.0% | ***** | ***** | ***** | ***** | ***** | ***** |
| All Other Result Unit Values | 86,205 | 99.9% | 526 | 100.0% | 3,451 | 99.8% | 18,704 | 99.9% |
| Missing Record | 308,154 | 78.1% | 1,112 | 67.9% | 8,325 | 70.7% | 33,533 | 64.2% |
| Aspartate (AST) | 74,200 | 18.8% | 463 | 28.3% | 3,146 | 26.7% | 16,076 | 30.8% |
| 0-40 U/L | 31,782 | 42.8% | 185 | 40.0% | 1,086 | 34.5% | 7,418 | 46.1% |
| 40+ U/L | 17,614 | 23.7% | 134 | 28.9% | 1,007 | 32.0% | 3,760 | 23.4% |
| 0-40 [UI]/L | 0 | 0.0% | 0 | 0.0% | 0 | 0.0% | 0 | 0.0% |
| 40+ [UI]/L | 0 | 0.0% | 0 | 0.0% | 0 | 0.0% | 0 | 0.0% |
| All Other or Missing Numeric Result Values | 233 | 0.3% | ***** | ***** | ***** | ***** | ***** | ***** |
| All Other Result Modifier Values | 111 | 0.1% | ***** | ***** | ***** | ***** | ***** | ***** |
| All Other Result Unit Values | 24,460 | 33.0% | 143 | 30.9% | 1,028 | 32.7% | 4,814 | 29.9% |
| Missing Record | 320,231 | 81.2% | 1,175 | 71.7% | 8,637 | 73.3% | 36,184 | 69.2% |
| Alanine (ALT) | 74,081 | 18.8% | 460 | 28.1% | 3,139 | 26.6% | 16,059 | 30.7% |

Table 1c. Baseline Characteristics for Patients with a Positive Test for COVID from April 1, 2020 to March 21, 2021, Overall and by Race

| | All Patients | | American Indian or Alaska Native | | Asian | | Black or African American | |
|--|--------------|---------|----------------------------------|---------|--------|---------|---------------------------|---------|
| | Number | Percent | Number | Percent | Number | Percent | Number | Percent |
| 0-40 U/L | 34,002 | 45.9% | 205 | 44.6% | 1,315 | 41.9% | 8,406 | 52.3% |
| 40+ U/L | 15,226 | 20.6% | 110 | 23.9% | 767 | 24.4% | 2,748 | 17.1% |
| 0-40 [UI]/L | 0 | 0.0% | 0 | 0.0% | 0 | 0.0% | 0 | 0.0% |
| 40+ [UI]/L | 0 | 0.0% | 0 | 0.0% | 0 | 0.0% | 0 | 0.0% |
| All Other or Missing Numeric Result Values | 71 | 0.1% | ***** | ***** | ***** | ***** | ***** | ***** |
| All Other Result Modifier Values | 694 | 0.9% | ***** | ***** | ***** | ***** | ***** | ***** |
| All Other Result Unit Values | 24,088 | 32.5% | 140 | 30.4% | 1,019 | 32.5% | 4,735 | 29.5% |
| Missing Record | 320,350 | 81.2% | 1,178 | 71.9% | 8,644 | 73.4% | 36,201 | 69.3% |
| Venous Lactate | 10,257 | 2.6% | 41 | 2.5% | 747 | 6.3% | 2,120 | 4.1% |
| 0-0.5 mmol/L | 58 | 0.6% | 0 | 0.0% | ***** | ***** | ***** | ***** |
| 0.5-2.2 mmol/L | 8,485 | 82.7% | 35 | 85.4% | 582 | 77.9% | 1,720 | 81.1% |
| 2.2+ mmol/L | 1,593 | 15.5% | ***** | ***** | 154 | 20.6% | 366 | 17.3% |
| All Other or Missing Numeric Result Values | ***** | ***** | ***** | ***** | ***** | ***** | ***** | ***** |
| All Other Result Modifier Values | ***** | ***** | ***** | ***** | ***** | ***** | ***** | ***** |
| All Other Result Unit Values | 0 | 0.0% | 0 | 0.0% | 0 | 0.0% | 0 | 0.0% |
| Missing Record | 384,174 | 97.4% | 1,597 | 97.5% | 11,036 | 93.7% | 50,140 | 95.9% |
| Troponin I | 41,124 | 10.4% | 178 | 10.9% | 1,958 | 16.6% | 9,868 | 18.9% |
| 0-0.04 ng/mL | 10,386 | 25.3% | 45 | 25.3% | 686 | 35.0% | 2,286 | 23.2% |
| 0.04+ ng/mL | 6,838 | 16.6% | 17 | 9.6% | 346 | 17.7% | 1,899 | 19.2% |
| All Other or Missing Numeric Result Values | 4,294 | 10.4% | ***** | ***** | ***** | ***** | ***** | ***** |
| All Other Result Modifier Values | 18,340 | 44.6% | ***** | ***** | ***** | ***** | ***** | ***** |
| All Other Result Unit Values | 1,266 | 3.1% | ***** | ***** | ***** | ***** | 495 | 5.0% |
| Missing Record | 353,307 | 89.6% | 1,460 | 89.1% | 9,825 | 83.4% | 42,392 | 81.1% |
| Troponin I, High Sensitivity | 111 | 0.0% | 0 | 0.0% | 15 | 0.1% | ***** | ***** |
| 0-14 ng/L | 0 | 0.0% | 0 | 0.0% | 0 | 0.0% | 0 | 0.0% |
| 15+ ng/L | 0 | 0.0% | 0 | 0.0% | 0 | 0.0% | 0 | 0.0% |

Table 1c. Baseline Characteristics for Patients with a Positive Test for COVID from April 1, 2020 to March 21, 2021, Overall and by Race

| | All Patients | | American Indian or Alaska Native | | Asian | | Black or African American | |
|--|--------------|---------|----------------------------------|---------|--------|---------|---------------------------|---------|
| | Number | Percent | Number | Percent | Number | Percent | Number | Percent |
| All Other or Missing Numeric Result Values | 0 | 0.0% | ***** | ***** | ***** | ***** | ***** | ***** |
| All Other Result Modifier Values | 18 | 16.2% | ***** | ***** | ***** | ***** | ***** | ***** |
| All Other Result Unit Values | 93 | 83.8% | 0 | 0.0% | 14 | 93.3% | ***** | ***** |
| Missing Record | 394,320 | 100.0% | 1,638 | 100.0% | 11,768 | 99.9% | 52,250 | 100.0% |
| BNP | 24,747 | 6.3% | 97 | 5.9% | 1,035 | 8.8% | 6,175 | 11.8% |
| 0-99 pg/mL | 13,691 | 55.3% | 55 | 56.7% | 568 | 54.9% | 3,623 | 58.7% |
| 100+ pg/mL | 8,191 | 33.1% | 29 | 29.9% | 326 | 31.5% | 1,725 | 27.9% |
| All Other or Missing Numeric Result Values | 611 | 2.5% | ***** | ***** | ***** | ***** | ***** | ***** |
| All Other Result Modifier Values | 2,245 | 9.1% | ***** | ***** | ***** | ***** | ***** | ***** |
| All Other Result Unit Values | ***** | ***** | 0 | 0.0% | 0 | 0.0% | ***** | ***** |
| Missing Record | 369,684 | 93.7% | 1,541 | 94.1% | 10,748 | 91.2% | 46,085 | 88.2% |
| Procalcitonin | 27,746 | 7.0% | 208 | 12.7% | 1,868 | 15.9% | 5,137 | 9.8% |
| 0-0.15 ng/mL | 12,631 | 45.5% | 71 | 34.1% | 864 | 46.3% | 2,042 | 39.8% |
| 0.15+ ng/mL | 12,135 | 43.7% | 123 | 59.1% | 827 | 44.3% | 2,514 | 48.9% |
| All Other or Missing Numeric Result Values | 418 | 1.5% | ***** | ***** | ***** | ***** | ***** | ***** |
| All Other Result Modifier Values | 2,532 | 9.1% | ***** | ***** | ***** | ***** | ***** | ***** |
| All Other Result Unit Values | 30 | 0.1% | 0 | 0.0% | 0 | 0.0% | 15 | 0.3% |
| Missing Record | 366,685 | 93.0% | 1,430 | 87.3% | 9,915 | 84.1% | 47,123 | 90.2% |
| LDH | 37,695 | 9.6% | 282 | 17.2% | 2,161 | 18.3% | 7,700 | 14.7% |
| 0-80 U/L | ***** | ***** | 0 | 0.0% | 0 | 0.0% | ***** | ***** |
| 80-225 U/L | 6,227 | 16.5% | ***** | ***** | 202 | 9.3% | 1,282 | 16.6% |
| 225+ U/L | 19,645 | 52.1% | 168 | 59.6% | 1,167 | 54.0% | 4,601 | 59.8% |
| All Other or Missing Numeric Result Values | 890 | 2.4% | ***** | ***** | ***** | ***** | ***** | ***** |
| All Other Result Modifier Values | 26 | 0.1% | ***** | ***** | ***** | ***** | ***** | ***** |
| All Other Result Unit Values | 10,898 | 28.9% | 76 | 27.0% | 676 | 31.3% | 1,653 | 21.5% |
| Missing Record | 356,736 | 90.4% | 1,356 | 82.8% | 9,622 | 81.7% | 44,560 | 85.3% |

Table 1c. Baseline Characteristics for Patients with a Positive Test for COVID from April 1, 2020 to March 21, 2021, Overall and by Race

| | All Patients | | American Indian or Alaska Native | | Asian | | Black or African American | |
|--|--------------|---------|----------------------------------|---------|--------|---------|---------------------------|---------|
| | Number | Percent | Number | Percent | Number | Percent | Number | Percent |
| PT/INR | 37,538 | 9.5% | 237 | 14.5% | 2,020 | 17.1% | 8,019 | 15.3% |
| 0-11 s | 0 | 0.0% | 0 | 0.0% | 0 | 0.0% | 0 | 0.0% |
| 11-13.4 s | 0 | 0.0% | 0 | 0.0% | 0 | 0.0% | 0 | 0.0% |
| 13.4+ s | 0 | 0.0% | 0 | 0.0% | 0 | 0.0% | 0 | 0.0% |
| 0-0.8 | ***** | ***** | ***** | ***** | 0 | 0.0% | 0 | 0.0% |
| 0.8-1.1 | 601 | 1.6% | ***** | ***** | ***** | ***** | 228 | 2.8% |
| 1.1+ | 1,026 | 2.7% | ***** | ***** | 12 | 0.6% | 481 | 6.0% |
| All Other or Missing Numeric Result Values | 26 | 0.1% | ***** | ***** | ***** | ***** | ***** | ***** |
| All Other Result Modifier Values | 60 | 0.2% | ***** | ***** | ***** | ***** | ***** | ***** |
| All Other Result Unit Values | 35,824 | 95.4% | 237 | 100.0% | 1,997 | 98.9% | 7,280 | 90.8% |
| Missing Record | 356,893 | 90.5% | 1,401 | 85.5% | 9,763 | 82.9% | 44,241 | 84.7% |
| Index Criteria (-7, 1 days) | | | | | | | | |
| COVID Lab | 394,431 | 100.0% | 1,638 | 100.0% | 11,783 | 100.0% | 52,260 | 100.0% |
| Borderline | 0 | 0.0% | 0 | 0.0% | 0 | 0.0% | 0 | 0.0% |
| Detected | 169,784 | 43.0% | 873 | 53.3% | 4,505 | 38.2% | 22,899 | 43.8% |
| Inconclusive | 108 | 0.0% | 0 | 0.0% | ***** | ***** | 48 | 0.1% |
| Negative | 310 | 0.1% | ***** | ***** | 11 | 0.1% | 71 | 0.1% |
| Not Detected | 162 | 0.0% | ***** | ***** | ***** | ***** | 47 | 0.1% |
| Positive | 197,049 | 50.0% | 716 | 43.7% | 6,710 | 56.9% | 26,227 | 50.2% |
| Presumptive Positive | 193 | 0.0% | 0 | 0.0% | 14 | 0.1% | 30 | 0.1% |
| SARS Coronavirus 2 | 0 | 0.0% | 0 | 0.0% | 0 | 0.0% | 0 | 0.0% |
| Undetermined | ***** | ***** | ***** | ***** | 0 | 0.0% | 0 | 0.0% |
| All Other Result Qual Values | 26,824 | 6.8% | 44 | 2.7% | 536 | 4.5% | 2,938 | 5.6% |
| Missing Record | 0 | 0.0% | 0 | 0.0% | 0 | 0.0% | 0 | 0.0% |
| COVID Diagnosis | 223,134 | 56.6% | 1,029 | 62.8% | 6,474 | 54.9% | 31,327 | 59.9% |
| Hospitalized for COVID | 43,583 | 11.0% | 324 | 19.8% | 1,797 | 15.3% | 10,008 | 19.2% |
| Medical Utilization (-183, -1 days) | | | | | | | | |
| Any (1) Diagnosis or Procedure | 245,856 | 62.3% | 1,032 | 63.0% | 6,864 | 58.3% | 34,613 | 66.2% |
| Any (2) Diagnoses or Procedures | 169,387 | 42.9% | 747 | 45.6% | 4,418 | 37.5% | 24,854 | 47.6% |

Table 1c. Baseline Characteristics for Patients with a Positive Test for COVID from April 1, 2020 to March 21, 2021, Overall and by Race

| | All Patients | | American Indian or Alaska Native | | Asian | | Black or African American | |
|--|--------------|---------|----------------------------------|---------|--------|---------|---------------------------|---------|
| | Number | Percent | Number | Percent | Number | Percent | Number | Percent |
| Any (3) Diagnoses or Procedures | 126,284 | 32.0% | 576 | 35.2% | 3,126 | 26.5% | 19,178 | 36.7% |
| Any (1) Inpatient Diagnosis or Procedure | 26,246 | 6.7% | 189 | 11.5% | 897 | 7.6% | 5,766 | 11.0% |
| Any (2) Inpatient Diagnoses or Procedures | 16,727 | 4.2% | 104 | 6.3% | 477 | 4.0% | 3,728 | 7.1% |
| Any (3) Inpatient Diagnoses or Procedures | 13,269 | 3.4% | 79 | 4.8% | 361 | 3.1% | 3,038 | 5.8% |
| Any (1) Institutional Stay Diagnosis or Procedure | 191 | 0.0% | 0 | 0.0% | ***** | ***** | 19 | 0.0% |
| Any (2) Institutional Stay Diagnoses or Procedures | 115 | 0.0% | 0 | 0.0% | ***** | ***** | ***** | ***** |
| Any (3) Institutional Stay Diagnoses or Procedures | 80 | 0.0% | 0 | 0.0% | ***** | ***** | ***** | ***** |
| Any (1) Emergency Department Diagnosis or Procedure | 37,934 | 9.6% | 201 | 12.3% | 1,011 | 8.6% | 9,532 | 18.2% |
| Any (2) Emergency Department Diagnoses or Procedures | 12,803 | 3.2% | 79 | 4.8% | 312 | 2.6% | 3,605 | 6.9% |
| Any (3) Emergency Department Diagnoses or Procedures | 5,760 | 1.5% | 35 | 2.1% | 162 | 1.4% | 1,703 | 3.3% |
| Any (1) Ambulatory Diagnosis or Procedure | 194,780 | 49.4% | 835 | 51.0% | 5,180 | 44.0% | 25,524 | 48.8% |
| Any (2) Ambulatory Diagnoses or Procedures | 125,679 | 31.9% | 585 | 35.7% | 3,116 | 26.4% | 17,234 | 33.0% |
| Any (3) Ambulatory Diagnoses or Procedures | 87,560 | 22.2% | 419 | 25.6% | 2,083 | 17.7% | 12,340 | 23.6% |
| Any (1) Other Ambulatory Diagnosis or Procedure | 64,747 | 16.4% | 194 | 11.8% | 1,927 | 16.4% | 10,544 | 20.2% |
| Any (2) Other Ambulatory Diagnoses or Procedures | 35,125 | 8.9% | 110 | 6.7% | 996 | 8.5% | 5,918 | 11.3% |

Table 1c. Baseline Characteristics for Patients with a Positive Test for COVID from April 1, 2020 to March 21, 2021, Overall and by Race

| | All Patients | | American Indian or Alaska Native | | Asian | | Black or African American | |
|--|--------------|---------|----------------------------------|---------|--------|---------|---------------------------|---------|
| | Number | Percent | Number | Percent | Number | Percent | Number | Percent |
| Any (3) Other Ambulatory Diagnoses or Procedures | 22,267 | 5.6% | 74 | 4.5% | 628 | 5.3% | 3,810 | 7.3% |
| Drug Utilization (-183, -1 days) | | | | | | | | |
| Any (1) Prescription | 169,826 | 43.1% | 793 | 48.4% | 4,522 | 38.4% | 27,490 | 52.6% |
| Any (2) Prescriptions | 114,933 | 29.1% | 550 | 33.6% | 2,807 | 23.8% | 18,774 | 35.9% |
| Any (3) Prescriptions | 84,251 | 21.4% | 404 | 24.7% | 1,901 | 16.1% | 14,112 | 27.0% |
| Any (1) Dispensings | 78,059 | 19.8% | 400 | 24.4% | 1,947 | 16.5% | 11,594 | 22.2% |
| Any (2) Dispensings | 62,171 | 15.8% | 333 | 20.3% | 1,427 | 12.1% | 8,780 | 16.8% |
| Any (3) Dispensings | 52,319 | 13.3% | 284 | 17.3% | 1,130 | 9.6% | 7,343 | 14.1% |
| Any (1) Medical Administration | 75,496 | 19.1% | 385 | 23.5% | 1,973 | 16.7% | 14,600 | 27.9% |
| Any (2) Medical Administrations | 38,048 | 9.6% | 210 | 12.8% | 922 | 7.8% | 7,782 | 14.9% |
| Any (3) Medical Administrations | 25,878 | 6.6% | 151 | 9.2% | 597 | 5.1% | 5,419 | 10.4% |

Table 1c. Baseline Characteristics for Patients with a Positive Test for COVID from April 1, 2020 to March 21, 2021, Overall and by Race

| | Native Hawaiian or Other Pacific Islander | | White | | Other | | Missing | |
|---|---|--------------------|---------|--------------------|--------|--------------------|---------|--------------------|
| | Number | Percent | Number | Percent | Number | Percent | Number | Percent |
| Number of unique patients | 1,280 | | 256,616 | | 30,425 | | 40,429 | |
| Age (years) | Mean | Standard Deviation | Mean | Standard Deviation | Mean | Standard Deviation | Mean | Standard Deviation |
| Mean Age | 36.6 | 17.7 | 41.5 | 19.9 | 35.8 | 17.9 | 36.4 | 18.0 |
| | Number | Percent | Number | Percent | Number | Percent | Number | Percent |
| 0-5 | 39 | 3.0% | 9,329 | 3.6% | 1,603 | 5.3% | 2,175 | 5.4% |
| 6-11 | 54 | 4.2% | 11,029 | 4.3% | 1,597 | 5.2% | 2,162 | 5.3% |
| 12-18 | 118 | 9.2% | 23,814 | 9.3% | 2,866 | 9.4% | 3,809 | 9.4% |
| 19-29 | 289 | 22.6% | 45,806 | 17.9% | 6,361 | 20.9% | 8,877 | 22.0% |
| 30-39 | 256 | 20.0% | 34,860 | 13.6% | 5,586 | 18.4% | 6,752 | 16.7% |
| 40-49 | 195 | 15.2% | 33,680 | 13.1% | 4,927 | 16.2% | 5,799 | 14.3% |
| 50-64 | 226 | 17.7% | 53,682 | 20.9% | 4,902 | 16.1% | 6,763 | 16.7% |
| 65-74 | 69 | 5.4% | 24,664 | 9.6% | 1,588 | 5.2% | 2,382 | 5.9% |
| 75+ | 34 | 2.7% | 19,752 | 7.7% | 995 | 3.3% | 1,710 | 4.2% |
| Sex | | | | | | | | |
| Female | 691 | 54.0% | 135,239 | 52.7% | 15,608 | 51.3% | 19,550 | 48.4% |
| Male | 589 | 46.0% | 121,377 | 47.3% | 14,817 | 48.7% | 20,879 | 51.6% |
| Race | | | | | | | | |
| American Indian or Alaska Native | 0 | 0.0% | 0 | 0.0% | 0 | 0.0% | 0 | 0.0% |
| Asian | 0 | 0.0% | 0 | 0.0% | 0 | 0.0% | 0 | 0.0% |
| Black or African American | 0 | 0.0% | 0 | 0.0% | 0 | 0.0% | 0 | 0.0% |
| Native Hawaiian or Other Pacific Islander | 1,280 | 100.0% | 0 | 0.0% | 0 | 0.0% | 0 | 0.0% |
| White | 0 | 0.0% | 256,616 | 100.0% | 0 | 0.0% | 0 | 0.0% |
| Other | 0 | 0.0% | 0 | 0.0% | 30,425 | 100.0% | 0 | 0.0% |
| Missing | 0 | 0.0% | 0 | 0.0% | 0 | 0.0% | 40,429 | 100.0% |
| Hispanic | | | | | | | | |
| Yes | 246 | 19.2% | 27,611 | 10.8% | 20,073 | 66.0% | 10,209 | 25.3% |
| No | 936 | 73.1% | 222,085 | 86.5% | 7,288 | 24.0% | 6,612 | 16.4% |
| Other | ***** | ***** | 303 | 0.1% | 981 | 3.2% | 215 | 0.5% |
| Missing | ***** | ***** | 6,617 | 2.6% | 2,083 | 6.8% | 23,393 | 57.9% |

Table 1c. Baseline Characteristics for Patients with a Positive Test for COVID from April 1, 2020 to March 21, 2021, Overall and by Race

| | Native Hawaiian or Other Pacific Islander | | White | | Other | | Missing | |
|--------------------------------|---|---------|---------|---------|--------|---------|---------|---------|
| | Number | Percent | Number | Percent | Number | Percent | Number | Percent |
| Index Year | | | | | | | | |
| 2020 | 1,049 | 82.0% | 192,981 | 75.2% | 24,024 | 79.0% | 31,227 | 77.2% |
| 2021 | 231 | 18.0% | 63,635 | 24.8% | 6,401 | 21.0% | 9,202 | 22.8% |
| Index Month and Year | | | | | | | | |
| Apr-20 | 36 | 2.8% | 5,169 | 2.0% | 1,901 | 6.2% | 2,337 | 5.8% |
| May-20 | 91 | 7.1% | 4,337 | 1.7% | 1,483 | 4.9% | 1,614 | 4.0% |
| Jun-20 | 83 | 6.5% | 11,294 | 4.4% | 3,481 | 11.4% | 2,604 | 6.4% |
| Jul-20 | 126 | 9.8% | 15,682 | 6.1% | 3,448 | 11.3% | 3,313 | 8.2% |
| Aug-20 | 106 | 8.3% | 13,248 | 5.2% | 1,733 | 5.7% | 2,405 | 5.9% |
| Sep-20 | 76 | 5.9% | 14,856 | 5.8% | 1,694 | 5.6% | 2,440 | 6.0% |
| Oct-20 | 159 | 12.4% | 25,911 | 10.1% | 2,402 | 7.9% | 3,292 | 8.1% |
| Nov-20 | 197 | 15.4% | 58,638 | 22.9% | 3,864 | 12.7% | 7,048 | 17.4% |
| Dec-20 | 175 | 13.7% | 43,846 | 17.1% | 4,018 | 13.2% | 6,174 | 15.3% |
| Jan-21 | 141 | 11.0% | 37,347 | 14.6% | 3,800 | 12.5% | 5,116 | 12.7% |
| Feb-21 | 48 | 3.8% | 14,242 | 5.5% | 1,465 | 4.8% | 2,132 | 5.3% |
| Mar-21 | 42 | 3.3% | 12,046 | 4.7% | 1,136 | 3.7% | 1,954 | 4.8% |
| Census Bureau Region | | | | | | | | |
| Northeast | 62 | 4.8% | 13,788 | 5.4% | 4,447 | 14.6% | 6,514 | 16.1% |
| Midwest | 219 | 17.1% | 109,763 | 42.8% | 3,914 | 12.9% | 5,828 | 14.4% |
| South | 175 | 13.7% | 62,910 | 24.5% | 7,795 | 25.6% | 6,346 | 15.7% |
| West | 627 | 49.0% | 22,846 | 8.9% | 8,068 | 26.5% | 3,677 | 9.1% |
| Other | 0 | 0.0% | ***** | ***** | ***** | ***** | ***** | ***** |
| Missing | 197 | 15.4% | ***** | ***** | ***** | ***** | ***** | ***** |
| Rural/Urban¹ | | | | | | | | |
| Isolated | ***** | ***** | 7,136 | 2.8% | 171 | 0.6% | 246 | 0.6% |
| Large Rural | 49 | 3.8% | 17,099 | 6.7% | 951 | 3.1% | 886 | 2.2% |
| Small Rural | 16 | 1.3% | 9,623 | 3.7% | 454 | 1.5% | 683 | 1.7% |
| Urban | 1,031 | 80.5% | 181,920 | 70.9% | 23,828 | 78.3% | 21,022 | 52.0% |
| Missing | ***** | ***** | 40,838 | 15.9% | 5,021 | 16.5% | 17,592 | 43.5% |

Table 1c. Baseline Characteristics for Patients with a Positive Test for COVID from April 1, 2020 to March 21, 2021, Overall and by Race

| | Native Hawaiian or Other Pacific Islander | | White | | Other | | Missing | |
|--|---|---------|--------|---------|--------|---------|---------|---------|
| | Number | Percent | Number | Percent | Number | Percent | Number | Percent |
| SES² | | | | | | | | |
| Q1 | 269 | 21.0% | 96,403 | 37.6% | 4,518 | 14.8% | 6,473 | 16.0% |
| Q2 | 231 | 18.0% | 53,186 | 20.7% | 5,537 | 18.2% | 4,702 | 11.6% |
| Q3 | 255 | 19.9% | 41,279 | 16.1% | 6,325 | 20.8% | 4,383 | 10.8% |
| Q4 | 344 | 26.9% | 24,897 | 9.7% | 9,021 | 29.6% | 7,278 | 18.0% |
| Missing | 181 | 14.1% | 40,851 | 15.9% | 5,024 | 16.5% | 17,593 | 43.5% |
| Patient Vitals | | | | | | | | |
| BMI by Age: 0-1 years³ | | | | | | | | |
| Underweight (<2.3rd percentile) | ***** | ***** | 114 | 3.2% | 35 | 4.9% | 19 | 2.1% |
| Normal weight (2.3rd - <97.7th percentile) | ***** | ***** | 1,641 | 45.5% | 299 | 41.8% | 376 | 41.7% |
| Overweight/obese (97.7th - <99th percentile) | 0 | 0.0% | 82 | 2.3% | 18 | 2.5% | 16 | 1.8% |
| Severely obese (>=99th percentile) | ***** | ***** | 138 | 3.8% | 43 | 6.0% | 32 | 3.6% |
| All Other BMI Values | ***** | ***** | ***** | ***** | ***** | ***** | ***** | ***** |
| BMI Missing | ***** | ***** | ***** | ***** | ***** | ***** | ***** | ***** |
| BMI by Age: 2-5 years | | | | | | | | |
| Underweight (<5th percentile) | ***** | ***** | 92 | 1.6% | ***** | ***** | 17 | 1.3% |
| Normal weight (5th - <85th percentile) | ***** | ***** | 1,313 | 22.9% | 196 | 22.1% | 256 | 20.1% |
| Overweight (85th - <95th percentile) | ***** | ***** | 349 | 6.1% | 49 | 5.5% | 57 | 4.5% |
| Obese (95th - <120% of 95th percentile) | ***** | ***** | 279 | 4.9% | 48 | 5.4% | 61 | 4.8% |
| Severely obese (>=120% of 95th percentile) | 0 | 0.0% | 73 | 1.3% | 17 | 1.9% | 20 | 1.6% |
| All Other BMI Values | ***** | ***** | ***** | ***** | ***** | ***** | ***** | ***** |
| BMI Missing | ***** | ***** | ***** | ***** | ***** | ***** | ***** | ***** |
| BMI by Age: 6-11 years | | | | | | | | |
| Underweight (<5th percentile) | ***** | ***** | 74 | 0.7% | ***** | ***** | 11 | 0.5% |
| Normal weight (5th - <85th percentile) | ***** | ***** | 1,785 | 16.2% | 193 | 12.1% | 190 | 8.8% |
| Overweight (85th - <95th percentile) | ***** | ***** | 534 | 4.8% | 86 | 5.4% | 99 | 4.6% |
| Obese (95th - <120% of 95th percentile) | ***** | ***** | 387 | 3.5% | 86 | 5.4% | 85 | 3.9% |

Table 1c. Baseline Characteristics for Patients with a Positive Test for COVID from April 1, 2020 to March 21, 2021, Overall and by Race

| | Native Hawaiian or Other Pacific Islander | | White | | Other | | Missing | |
|--|---|---------|---------|---------|--------|---------|---------|---------|
| | Number | Percent | Number | Percent | Number | Percent | Number | Percent |
| Severely obese (\geq 120% of 95th percentile) | ***** | ***** | 213 | 1.9% | 65 | 4.1% | 47 | 2.2% |
| All Other BMI Values | ***** | ***** | ***** | ***** | ***** | ***** | ***** | ***** |
| BMI Missing | ***** | ***** | ***** | ***** | ***** | ***** | ***** | ***** |
| BMI by Age: 12-17 years | | | | | | | | |
| Underweight (<5th percentile) | ***** | ***** | 137 | 0.7% | 13 | 0.6% | 13 | 0.4% |
| Normal weight (5th - <85th percentile) | ***** | ***** | 3,529 | 18.3% | 271 | 11.5% | 292 | 9.6% |
| Overweight (85th - <95th percentile) | ***** | ***** | 967 | 5.0% | 110 | 4.7% | 96 | 3.2% |
| Obese (95th - <120% of 95th percentile) | ***** | ***** | 741 | 3.8% | 110 | 4.7% | 110 | 3.6% |
| Severely obese (\geq 120% of 95th percentile) | ***** | ***** | 498 | 2.6% | 94 | 4.0% | 71 | 2.3% |
| All Other BMI Values | ***** | ***** | ***** | ***** | ***** | ***** | ***** | ***** |
| BMI Missing | ***** | ***** | ***** | ***** | ***** | ***** | ***** | ***** |
| BMI by Age: 18-19 years | | | | | | | | |
| Underweight (<5th percentile) | 0 | 0.0% | 84 | 0.9% | ***** | ***** | ***** | ***** |
| Normal weight (5th - <85th percentile) | ***** | ***** | 1,462 | 15.5% | 140 | 12.7% | 109 | 6.8% |
| Overweight (85th - <95th percentile) | ***** | ***** | 357 | 3.8% | 40 | 3.6% | 42 | 2.6% |
| Obese (95th - <120% of 95th percentile) | ***** | ***** | 247 | 2.6% | 34 | 3.1% | 36 | 2.2% |
| Severely obese (\geq 120% of 95th percentile) | ***** | ***** | 189 | 2.0% | 26 | 2.4% | 21 | 1.3% |
| All Other BMI Values | ***** | ***** | ***** | ***** | ***** | ***** | ***** | ***** |
| BMI Missing | ***** | ***** | ***** | ***** | ***** | ***** | ***** | ***** |
| BMI by Age: 20-65+ years | | | | | | | | |
| Underweight (<18.5 kg/m ²) | ***** | ***** | 973 | 0.5% | 77 | 0.3% | 114 | 0.4% |
| Normal weight (18.5 - <25 kg/m ²) | 28 | 2.7% | 17,461 | 8.4% | 1,391 | 5.9% | 1,421 | 4.5% |
| Overweight (25 - <30 kg/m ²) | 72 | 6.9% | 24,085 | 11.6% | 2,290 | 9.6% | 2,050 | 6.5% |
| Obese (\geq 30 kg/m ²) | 231 | 22.0% | 38,257 | 18.4% | 3,287 | 13.8% | 2,903 | 9.2% |
| BMI Missing | 715 | 68.2% | 126,754 | 61.1% | 16,718 | 70.4% | 24,972 | 79.4% |
| Smoking Status | | | | | | | | |
| Current every day smoker | ***** | ***** | 4,060 | 1.6% | 185 | 0.6% | 213 | 0.5% |

Table 1c. Baseline Characteristics for Patients with a Positive Test for COVID from April 1, 2020 to March 21, 2021, Overall and by Race

| | Native Hawaiian or Other Pacific Islander | | White | | Other | | Missing | |
|---|---|---------|---------|---------|--------|---------|---------|---------|
| | Number | Percent | Number | Percent | Number | Percent | Number | Percent |
| Current some day smoker | ***** | ***** | 1,040 | 0.4% | 117 | 0.4% | 88 | 0.2% |
| Former smoker | 65 | 5.1% | 22,355 | 8.7% | 798 | 2.6% | 1,046 | 2.6% |
| Never smoker | 281 | 22.0% | 58,049 | 22.6% | 4,386 | 14.4% | 3,810 | 9.4% |
| Smoker, current status unknown | ***** | ***** | 396 | 0.2% | 19 | 0.1% | 26 | 0.1% |
| Unknown if ever smoked | ***** | ***** | 653 | 0.3% | 127 | 0.4% | 127 | 0.3% |
| Heavy tobacco smoker | 0 | 0.0% | 131 | 0.1% | ***** | ***** | ***** | ***** |
| Light tobacco smoker | ***** | ***** | 547 | 0.2% | 50 | 0.2% | 59 | 0.1% |
| No information | 88 | 6.9% | 20,223 | 7.9% | 2,939 | 9.7% | 1,329 | 3.3% |
| Other | 16 | 1.3% | 3,430 | 1.3% | 14 | 0.0% | 155 | 0.4% |
| Unknown | ***** | ***** | 1,548 | 0.6% | 464 | 1.5% | 428 | 1.1% |
| All Other Smoking Values | 0 | 0.0% | 0 | 0.0% | 0 | 0.0% | 0 | 0.0% |
| Smoking Missing | 801 | 62.6% | 144,184 | 56.2% | 21,320 | 70.1% | 33,143 | 82.0% |
| Recorded History Of Prior to Index Event (-183, -1 days) | | | | | | | | |
| Combined comorbidity raw score | 0.3 | | 0.4 | | 0.3 | | 0.2 | |
| Asthma | 31 | 2.4% | 7,837 | 3.1% | 894 | 2.9% | 846 | 2.1% |
| Any Cancer | 28 | 2.2% | 8,294 | 3.2% | 509 | 1.7% | 426 | 1.1% |
| Chronic Obstructive Pulmonary Disease (COPD) | 11 | 0.9% | 5,746 | 2.2% | 280 | 0.9% | 342 | 0.8% |
| Obesity | 85 | 6.6% | 16,867 | 6.6% | 1,448 | 4.8% | 1,267 | 3.1% |
| Chronic Kidney Disease | 76 | 5.9% | 11,623 | 4.5% | 980 | 3.2% | 732 | 1.8% |
| Diabetes Mellitus | 129 | 10.1% | 18,147 | 7.1% | 1,700 | 5.6% | 1,646 | 4.1% |
| Hypertension | 170 | 13.3% | 36,221 | 14.1% | 2,429 | 8.0% | 2,497 | 6.2% |
| Liver Disease | 11 | 0.9% | 4,452 | 1.7% | 475 | 1.6% | 403 | 1.0% |
| Vascular Disease | 87 | 6.8% | 25,514 | 9.9% | 1,629 | 5.4% | 1,545 | 3.8% |
| Congestive Heart Failure | 24 | 1.9% | 5,860 | 2.3% | 347 | 1.1% | 432 | 1.1% |
| Coronary Artery Disease | 45 | 3.5% | 11,255 | 4.4% | 642 | 2.1% | 720 | 1.8% |
| Solid Organ Transplant | ***** | ***** | 265 | 0.1% | 32 | 0.1% | 21 | 0.1% |
| Blood Stem Cell Transplant | 0 | 0.0% | 51 | 0.0% | ***** | ***** | ***** | ***** |
| HIV | ***** | ***** | 338 | 0.1% | 84 | 0.3% | 113 | 0.3% |
| Smoking | 43 | 3.4% | 13,726 | 5.3% | 1,004 | 3.3% | 703 | 1.7% |

Table 1c. Baseline Characteristics for Patients with a Positive Test for COVID from April 1, 2020 to March 21, 2021, Overall and by Race

| | Native Hawaiian or Other Pacific Islander | | White | | Other | | Missing | |
|--|---|---------|--------|---------|--------|---------|---------|---------|
| | Number | Percent | Number | Percent | Number | Percent | Number | Percent |
| Neurologic Conditions | 25 | 2.0% | 8,242 | 3.2% | 588 | 1.9% | 510 | 1.3% |
| Sickle Cell Disease | 0 | 0.0% | 16 | 0.0% | 36 | 0.1% | 20 | 0.0% |
| Drug or alcohol Abuse/Dependence | ***** | ***** | 3,163 | 1.2% | 276 | 0.9% | 283 | 0.7% |
| Pulmonary Conditions (including ARDS, Acute Resp Failure, Pneumonia, Chronic Resp Failure) | 17 | 1.3% | 6,599 | 2.6% | 746 | 2.5% | 1,376 | 3.4% |
| Cystic Fibrosis | 0 | 0.0% | 81 | 0.0% | ***** | ***** | ***** | ***** |
| Interstitial Lung Disease | ***** | ***** | 838 | 0.3% | 86 | 0.3% | 61 | 0.2% |
| Recorded Use Of Prior to Index Event (-183, -1 days) | | | | | | | | |
| Immunosuppressants | ***** | ***** | 2,999 | 1.2% | 290 | 1.0% | 204 | 0.5% |
| Immune Modulators | 15 | 1.2% | 3,793 | 1.5% | 323 | 1.1% | 221 | 0.5% |
| Glucocorticoids - Systemic | 63 | 4.9% | 17,494 | 6.8% | 1,462 | 4.8% | 1,317 | 3.3% |
| Glucocorticoids - Non-systemic (includes inhaled, ophthalmic, topical) | 26 | 2.0% | 7,829 | 3.1% | 694 | 2.3% | 632 | 1.6% |
| Glucocorticoids - Inhaled | ***** | ***** | 2,576 | 1.0% | 186 | 0.6% | 103 | 0.3% |
| Glucocorticoids - Ophthalmic | ***** | ***** | 756 | 0.3% | 57 | 0.2% | 63 | 0.2% |
| Glucocorticoids - Topical | 15 | 1.2% | 4,654 | 1.8% | 468 | 1.5% | 473 | 1.2% |
| Chemotherapy | ***** | ***** | 1,978 | 0.8% | 170 | 0.6% | 115 | 0.3% |
| Death Record from April 1, 2020 to March 21, 2021 | | | | | | | | |
| Death | 18 | 1.4% | 5,455 | 2.1% | 531 | 1.7% | 500 | 1.2% |
| Concurrent Use Of (-30, 0 days) | | | | | | | | |
| Angiotensin Converting Enzyme (ACE) Inhibitors Prescription | 21 | 1.6% | 4,599 | 1.8% | 408 | 1.3% | 414 | 1.0% |
| Angiotensin Converting Enzyme (ACE) Inhibitors Dispensing | 21 | 1.6% | 2,797 | 1.1% | 174 | 0.6% | 317 | 0.8% |
| Angiotensin II Receptor Blockers (ARBs) Prescription | ***** | ***** | 3,626 | 1.4% | 293 | 1.0% | 313 | 0.8% |
| Angiotensin II Receptor Blockers (ARBs) Dispensing | 19 | 1.5% | 1,982 | 0.8% | 89 | 0.3% | 226 | 0.6% |
| Vasopressors Prescription | ***** | ***** | 274 | 0.1% | 39 | 0.1% | 27 | 0.1% |

Table 1c. Baseline Characteristics for Patients with a Positive Test for COVID from April 1, 2020 to March 21, 2021, Overall and by Race

| | Native Hawaiian or Other Pacific Islander | | White | | Other | | Missing | |
|--|---|---------|---------|---------|--------|---------|---------|---------|
| | Number | Percent | Number | Percent | Number | Percent | Number | Percent |
| Vasopressors Dispensing | ***** | ***** | 1,495 | 0.6% | 206 | 0.7% | 95 | 0.2% |
| Symptomatic Use (-1, 14 days) | | | | | | | | |
| Remdesivir | 51 | 4.0% | 11,121 | 4.3% | 1,271 | 4.2% | 1,161 | 2.9% |
| Monoclonal antibodies | ***** | ***** | 1,600 | 0.6% | 24 | 0.1% | 47 | 0.1% |
| Systemic glucocorticoids | 112 | 8.8% | 24,906 | 9.7% | 2,663 | 8.8% | 2,508 | 6.2% |
| Baricitinib | ***** | ***** | 132 | 0.1% | 11 | 0.0% | 44 | 0.1% |
| Tocilizumab | ***** | ***** | 62 | 0.0% | 16 | 0.1% | 25 | 0.1% |
| Hydroxychloroquine | ***** | ***** | 1,698 | 0.7% | 677 | 2.2% | 527 | 1.3% |
| Ivermectin | ***** | ***** | 483 | 0.2% | 19 | 0.1% | 18 | 0.0% |
| IL-1 inhibitors (aanakinra, cankinumab) | 0 | 0.0% | 52 | 0.0% | ***** | ***** | 85 | 0.2% |
| Azithromycin | 94 | 7.3% | 14,843 | 5.8% | 2,086 | 6.9% | 2,151 | 5.3% |
| Vitamin D | 70 | 5.5% | 13,588 | 5.3% | 1,673 | 5.5% | 1,379 | 3.4% |
| Supplemental oxygen | 16 | 1.3% | 2,665 | 1.0% | 378 | 1.2% | 202 | 0.5% |
| High-flow nasal oxygen | ***** | ***** | 267 | 0.1% | 50 | 0.2% | 11 | 0.0% |
| Hemodialysis/filtration | 30 | 2.3% | 1,380 | 0.5% | 478 | 1.6% | 73 | 0.2% |
| Clinical Observations (-1, 14 days)⁴ | | | | | | | | |
| Respiratory rate | 667 | 52.1% | 28,530 | 11.1% | 10,472 | 34.4% | 9,660 | 23.9% |
| 0-22 /min | ***** | ***** | 805 | 2.8% | 0 | 0.0% | 1,980 | 20.5% |
| 22+ /min | ***** | ***** | 108 | 0.4% | 0 | 0.0% | 269 | 2.8% |
| 0-22 number of breaths | 0 | 0.0% | 0 | 0.0% | 0 | 0.0% | 0 | 0.0% |
| 22+ number of breaths | 0 | 0.0% | 0 | 0.0% | 0 | 0.0% | 0 | 0.0% |
| All Other or Missing Numeric Result Values | ***** | ***** | ***** | ***** | ***** | ***** | ***** | ***** |
| All Other Result Modifier Values | ***** | ***** | ***** | ***** | ***** | ***** | ***** | ***** |
| All Other Result Unit Values | 27 | 4.0% | 7,125 | 25.0% | 1,654 | 15.8% | 921 | 9.5% |
| Missing Record | 613 | 47.9% | 228,086 | 88.9% | 19,953 | 65.6% | 30,769 | 76.1% |
| Temperature | 178 | 13.9% | 18,269 | 7.1% | 4,629 | 15.2% | 5,903 | 14.6% |
| 0-100.4 [degF] | 26 | 14.6% | 4,111 | 22.5% | 1,017 | 22.0% | 783 | 13.3% |
| 100.4+ [degF] | ***** | ***** | 355 | 1.9% | 112 | 2.4% | 102 | 1.7% |
| 0-38 Cel | 0 | 0.0% | 20 | 0.1% | ***** | ***** | ***** | ***** |

Table 1c. Baseline Characteristics for Patients with a Positive Test for COVID from April 1, 2020 to March 21, 2021, Overall and by Race

| | Native Hawaiian or Other Pacific Islander | | White | | Other | | Missing | |
|--|---|---------|---------|---------|--------|---------|---------|---------|
| | Number | Percent | Number | Percent | Number | Percent | Number | Percent |
| 38+ Cel | 0 | 0.0% | 0 | 0.0% | 0 | 0.0% | 0 | 0.0% |
| All Other or Missing Numeric Result Values | ***** | ***** | ***** | ***** | ***** | ***** | ***** | ***** |
| All Other Result Modifier Values | ***** | ***** | ***** | ***** | ***** | ***** | ***** | ***** |
| All Other Result Unit Values | 19 | 10.7% | 6,535 | 35.8% | 1,750 | 37.8% | 2,597 | 44.0% |
| Missing Record | 1,102 | 86.1% | 238,347 | 92.9% | 25,796 | 84.8% | 34,526 | 85.4% |
| Oxygen saturation | 667 | 52.1% | 26,499 | 10.3% | 10,497 | 34.5% | 7,103 | 17.6% |
| 0-94 % | ***** | ***** | 1,242 | 4.7% | 123 | 1.2% | 669 | 9.4% |
| 94+ % | 28 | 4.2% | 6,019 | 22.7% | 1,519 | 14.5% | 913 | 12.9% |
| All Other or Missing Numeric Result Values | ***** | ***** | ***** | ***** | ***** | ***** | ***** | ***** |
| All Other Result Modifier Values | ***** | ***** | ***** | ***** | ***** | ***** | ***** | ***** |
| All Other Result Unit Values | ***** | ***** | 441 | 1.7% | 57 | 0.5% | 15 | 0.2% |
| Missing Record | 613 | 47.9% | 230,117 | 89.7% | 19,928 | 65.5% | 33,326 | 82.4% |
| Heart rate | 146 | 11.4% | 29,312 | 11.4% | 3,931 | 12.9% | 8,595 | 21.3% |
| 0-60 bpm | 0 | 0.0% | 0 | 0.0% | 0 | 0.0% | 0 | 0.0% |
| 60-100 bpm | 0 | 0.0% | 0 | 0.0% | 0 | 0.0% | 0 | 0.0% |
| 100+ bpm | 0 | 0.0% | 0 | 0.0% | 0 | 0.0% | 0 | 0.0% |
| All Other or Missing Numeric Result Values | ***** | ***** | ***** | ***** | ***** | ***** | ***** | ***** |
| All Other Result Modifier Values | ***** | ***** | ***** | ***** | ***** | ***** | ***** | ***** |
| All Other Result Unit Values | 31 | 21.2% | 25,265 | 86.2% | 2,699 | 68.7% | 7,925 | 92.2% |
| Missing Record | 1,134 | 88.6% | 227,304 | 88.6% | 26,494 | 87.1% | 31,834 | 78.7% |
| Symptoms (-1,14 days) | | | | | | | | |
| Abnormal Blood pressure | ***** | ***** | 744 | 0.3% | 74 | 0.2% | 127 | 0.3% |
| Fever +/- chills | 81 | 6.3% | 19,985 | 7.8% | 3,330 | 10.9% | 3,585 | 8.9% |
| Cough | 192 | 15.0% | 28,415 | 11.1% | 4,060 | 13.3% | 5,076 | 12.6% |
| Dyspnea/shortness of breath | 131 | 10.2% | 19,387 | 7.6% | 3,192 | 10.5% | 2,596 | 6.4% |
| Diarrhea | 39 | 3.0% | 6,847 | 2.7% | 1,058 | 3.5% | 873 | 2.2% |
| Myalgia | 59 | 4.6% | 6,855 | 2.7% | 1,427 | 4.7% | 1,312 | 3.2% |

Table 1c. Baseline Characteristics for Patients with a Positive Test for COVID from April 1, 2020 to March 21, 2021, Overall and by Race

| | Native Hawaiian or Other Pacific Islander | | White | | Other | | Missing | |
|---|---|---------|---------|---------|--------|---------|---------|---------|
| | Number | Percent | Number | Percent | Number | Percent | Number | Percent |
| Malaise/Fatigue | 69 | 5.4% | 15,337 | 6.0% | 1,767 | 5.8% | 1,808 | 4.5% |
| Smell/Taste Disturbance | 58 | 4.5% | 7,365 | 2.9% | 1,023 | 3.4% | 1,491 | 3.7% |
| Nasal congestion | ***** | ***** | 5,827 | 2.3% | 498 | 1.6% | 701 | 1.7% |
| Sore throat | 86 | 6.7% | 14,395 | 5.6% | 2,006 | 6.6% | 2,566 | 6.3% |
| Nausea or vomiting | 32 | 2.5% | 6,638 | 2.6% | 1,011 | 3.3% | 788 | 1.9% |
| Headache | 26 | 2.0% | 2,634 | 1.0% | 677 | 2.2% | 485 | 1.2% |
| Multi-system Inflammatory Syndrome | ***** | ***** | 49 | 0.0% | 16 | 0.1% | 12 | 0.0% |
| Laboratory Test Results (-1,14 days) | | | | | | | | |
| Platelet Count | 262 | 20.5% | 50,819 | 19.8% | 7,911 | 26.0% | 6,450 | 16.0% |
| 0-149999 /uL | 0 | 0.0% | 0 | 0.0% | 0 | 0.0% | 0 | 0.0% |
| 150000-449999 /uL | 0 | 0.0% | 0 | 0.0% | 0 | 0.0% | 0 | 0.0% |
| 450000+ /uL | 0 | 0.0% | 0 | 0.0% | 0 | 0.0% | 0 | 0.0% |
| 0-134 10*9/L | ***** | ***** | 1,810 | 3.6% | 106 | 1.3% | 36 | 0.6% |
| 135-316 10*9/L | 43 | 16.4% | 9,902 | 19.5% | 961 | 12.1% | 350 | 5.4% |
| 317+ 10*9/L | ***** | ***** | 1,425 | 2.8% | 164 | 2.1% | 74 | 1.1% |
| All Other or Missing Numeric Result Values | ***** | ***** | ***** | ***** | ***** | ***** | ***** | ***** |
| All Other Result Modifier Values | ***** | ***** | ***** | ***** | ***** | ***** | ***** | ***** |
| All Other Result Unit Values | 212 | 80.9% | 37,061 | 72.9% | 6,626 | 83.8% | 5,964 | 92.5% |
| Missing Record | 1,018 | 79.5% | 205,797 | 80.2% | 22,514 | 74.0% | 33,979 | 84.0% |
| Bilirubin, Direct | 72 | 5.6% | 13,332 | 5.2% | 2,782 | 9.1% | 2,482 | 6.1% |
| 0-0.3 mg/dL | 40 | 55.6% | 7,375 | 55.3% | 1,976 | 71.0% | 1,782 | 71.8% |
| 0.3+ mg/dL | 0 | 0.0% | 103 | 0.8% | 15 | 0.5% | 15 | 0.6% |
| All Other or Missing Numeric Result Values | ***** | ***** | ***** | ***** | ***** | ***** | ***** | ***** |
| All Other Result Modifier Values | ***** | ***** | ***** | ***** | ***** | ***** | ***** | ***** |
| All Other Result Unit Values | 0 | 0.0% | 0 | 0.0% | 0 | 0.0% | 0 | 0.0% |
| Missing Record | 1,208 | 94.4% | 243,284 | 94.8% | 27,643 | 90.9% | 37,947 | 93.9% |
| Bilirubin Total | 227 | 17.7% | 42,006 | 16.4% | 6,685 | 22.0% | 5,588 | 13.8% |
| 0-1 mg/dL | 201 | 88.5% | 35,701 | 85.0% | 5,404 | 80.8% | 4,838 | 86.6% |

Table 1c. Baseline Characteristics for Patients with a Positive Test for COVID from April 1, 2020 to March 21, 2021, Overall and by Race

| | Native Hawaiian or Other Pacific Islander | | White | | Other | | Missing | |
|--|---|---------|---------|---------|--------|---------|---------|---------|
| | Number | Percent | Number | Percent | Number | Percent | Number | Percent |
| 1-1.2 mg/dL | ***** | ***** | 2,099 | 5.0% | 259 | 3.9% | 259 | 4.6% |
| 1.2+ mg/dL | 16 | 7.0% | 3,210 | 7.6% | 428 | 6.4% | 434 | 7.8% |
| All Other or Missing Numeric Result Values | ***** | ***** | ***** | ***** | ***** | ***** | ***** | ***** |
| All Other Result Modifier Values | ***** | ***** | ***** | ***** | ***** | ***** | ***** | ***** |
| All Other Result Unit Values | 0 | 0.0% | ***** | ***** | 0 | 0.0% | ***** | ***** |
| Missing Record | 1,053 | 82.3% | 214,610 | 83.6% | 23,740 | 78.0% | 34,841 | 86.2% |
| Bilirubin, Indirect | 13 | 1.0% | 4,092 | 1.6% | 56 | 0.2% | 1,887 | 4.7% |
| 0-0.2 mg/dL | ***** | ***** | 710 | 17.4% | ***** | ***** | 232 | 12.3% |
| 0.2-0.8 mg/dL | ***** | ***** | 2,955 | 72.2% | 37 | 66.1% | 1,455 | 77.1% |
| 0.8+ mg/dL | ***** | ***** | 260 | 6.4% | 11 | 19.6% | 105 | 5.6% |
| All Other or Missing Numeric Result Values | ***** | ***** | ***** | ***** | ***** | ***** | ***** | ***** |
| All Other Result Modifier Values | ***** | ***** | ***** | ***** | ***** | ***** | ***** | ***** |
| All Other Result Unit Values | 0 | 0.0% | ***** | ***** | ***** | ***** | 0 | 0.0% |
| Missing Record | 1,267 | 99.0% | 252,524 | 98.4% | 30,369 | 99.8% | 38,542 | 95.3% |
| CRP | 122 | 9.5% | 25,949 | 10.1% | 3,560 | 11.7% | 3,934 | 9.7% |
| 0-0.8 mg/dL | ***** | ***** | 1,066 | 4.1% | 62 | 1.7% | 214 | 5.4% |
| 0.8+ mg/dL | 52 | 42.6% | 10,434 | 40.2% | 630 | 17.7% | 2,743 | 69.7% |
| All Other or Missing Numeric Result Values | ***** | ***** | ***** | ***** | ***** | ***** | ***** | ***** |
| All Other Result Modifier Values | ***** | ***** | ***** | ***** | ***** | ***** | ***** | ***** |
| All Other Result Unit Values | 49 | 40.2% | 11,838 | 45.6% | 2,701 | 75.9% | 660 | 16.8% |
| Missing Record | 1,158 | 90.5% | 230,667 | 89.9% | 26,865 | 88.3% | 36,495 | 90.3% |
| Ferritin | 117 | 9.1% | 24,524 | 9.6% | 3,410 | 11.2% | 3,679 | 9.1% |
| 0-11 ng/mL | ***** | ***** | 173 | 0.7% | 52 | 1.5% | 46 | 1.3% |
| 12-307 ng/mL | 43 | 36.8% | 7,648 | 31.2% | 1,144 | 33.5% | 1,287 | 35.0% |
| 308-336 ng/mL | ***** | ***** | 601 | 2.5% | 110 | 3.2% | 107 | 2.9% |
| 337+ ng/mL | 58 | 49.6% | 12,129 | 49.5% | 1,907 | 55.9% | 2,135 | 58.0% |

Table 1c. Baseline Characteristics for Patients with a Positive Test for COVID from April 1, 2020 to March 21, 2021, Overall and by Race

| | Native Hawaiian or Other Pacific Islander | | White | | Other | | Missing | |
|--|---|---------|---------|---------|--------|---------|---------|---------|
| | Number | Percent | Number | Percent | Number | Percent | Number | Percent |
| All Other or Missing Numeric Result Values | ***** | ***** | ***** | ***** | ***** | ***** | ***** | ***** |
| All Other Result Modifier Values | ***** | ***** | ***** | ***** | ***** | ***** | ***** | ***** |
| All Other Result Unit Values | ***** | ***** | 3,809 | 15.5% | 148 | 4.3% | ***** | ***** |
| Missing Record | 1,163 | 90.9% | 232,092 | 90.4% | 27,015 | 88.8% | 36,750 | 90.9% |
| D-dimer | 31 | 2.4% | 12,297 | 4.8% | 1,560 | 5.1% | 1,985 | 4.9% |
| 0-500 ng/mL | ***** | ***** | 243 | 2.0% | 71 | 4.6% | 322 | 16.2% |
| 500+ ng/mL | ***** | ***** | 578 | 4.7% | 27 | 1.7% | 705 | 35.5% |
| All Other or Missing Numeric Result Values | ***** | ***** | ***** | ***** | ***** | ***** | ***** | ***** |
| All Other Result Modifier Values | ***** | ***** | ***** | ***** | ***** | ***** | ***** | ***** |
| All Other Result Unit Values | 28 | 90.3% | 10,689 | 86.9% | 1,302 | 83.5% | 820 | 41.3% |
| Missing Record | 1,249 | 97.6% | 244,319 | 95.2% | 28,865 | 94.9% | 38,444 | 95.1% |
| CPK | 30 | 2.3% | 7,942 | 3.1% | 1,702 | 5.6% | 2,713 | 6.7% |
| 0-25 U/L | ***** | ***** | 407 | 5.1% | 63 | 3.7% | 78 | 2.9% |
| 26-192 U/L | 16 | 53.3% | 3,490 | 43.9% | 795 | 46.7% | 1,743 | 64.2% |
| 192+ U/L | ***** | ***** | 1,424 | 17.9% | 349 | 20.5% | 780 | 28.8% |
| All Other or Missing Numeric Result Values | ***** | ***** | ***** | ***** | ***** | ***** | ***** | ***** |
| All Other Result Modifier Values | ***** | ***** | ***** | ***** | ***** | ***** | ***** | ***** |
| All Other Result Unit Values | ***** | ***** | 2,571 | 32.4% | 488 | 28.7% | 73 | 2.7% |
| Missing Record | 1,250 | 97.7% | 248,674 | 96.9% | 28,723 | 94.4% | 37,716 | 93.3% |
| WBC Count | 261 | 20.4% | 50,581 | 19.7% | 7,900 | 26.0% | 6,440 | 15.9% |
| 0-4.5 10 ⁹ /L | ***** | ***** | 2,911 | 5.8% | 194 | 2.5% | 69 | 1.1% |
| 4.5-11 10 ⁹ /L | 37 | 14.2% | 8,790 | 17.4% | 848 | 10.7% | 316 | 4.9% |
| 11+ 10 ⁹ /L | ***** | ***** | 1,717 | 3.4% | 202 | 2.6% | 78 | 1.2% |
| All Other or Missing Numeric Result Values | ***** | ***** | ***** | ***** | ***** | ***** | ***** | ***** |
| All Other Result Modifier Values | ***** | ***** | ***** | ***** | ***** | ***** | ***** | ***** |
| All Other Result Unit Values | 212 | 81.2% | 37,129 | 73.4% | 6,653 | 84.2% | 5,974 | 92.8% |

Table 1c. Baseline Characteristics for Patients with a Positive Test for COVID from April 1, 2020 to March 21, 2021, Overall and by Race

| | Native Hawaiian or Other Pacific Islander | | White | | Other | | Missing | |
|--|---|---------|---------|---------|--------|---------|---------|---------|
| | Number | Percent | Number | Percent | Number | Percent | Number | Percent |
| Missing Record | 1,019 | 79.6% | 206,035 | 80.3% | 22,525 | 74.0% | 33,989 | 84.1% |
| Absolute Lymphocyte Count | 232 | 18.1% | 44,515 | 17.3% | 6,944 | 22.8% | 5,914 | 14.6% |
| 0-0.94 10 ⁹ /L | 11 | 4.7% | 4,285 | 9.6% | 236 | 3.4% | 109 | 1.8% |
| 0.95-3.06 10 ⁹ /L | 19 | 8.2% | 5,060 | 11.4% | 597 | 8.6% | 241 | 4.1% |
| 3.07+ 10 ⁹ /L | 0 | 0.0% | 263 | 0.6% | 53 | 0.8% | 19 | 0.3% |
| All Other or Missing Numeric Result Values | ***** | ***** | ***** | ***** | ***** | ***** | ***** | ***** |
| All Other Result Modifier Values | ***** | ***** | ***** | ***** | ***** | ***** | ***** | ***** |
| All Other Result Unit Values | 200 | 86.2% | 34,856 | 78.3% | 6,044 | 87.0% | 5,539 | 93.7% |
| Missing Record | 1,048 | 81.9% | 212,101 | 82.7% | 23,481 | 77.2% | 34,515 | 85.4% |
| Sodium | 258 | 20.2% | 49,515 | 19.3% | 7,549 | 24.8% | 6,244 | 15.4% |
| 0-135 mEq/L | 0 | 0.0% | 0 | 0.0% | 0 | 0.0% | 0 | 0.0% |
| 135-145 mEq/L | 0 | 0.0% | 0 | 0.0% | 0 | 0.0% | 0 | 0.0% |
| 145+ mEq/L | 0 | 0.0% | 0 | 0.0% | 0 | 0.0% | 0 | 0.0% |
| All Other or Missing Numeric Result Values | ***** | ***** | ***** | ***** | ***** | ***** | ***** | ***** |
| All Other Result Modifier Values | ***** | ***** | ***** | ***** | ***** | ***** | ***** | ***** |
| All Other Result Unit Values | 257 | 99.6% | 49,485 | 99.9% | 7,545 | 99.9% | 6,237 | 99.9% |
| Missing Record | 1,022 | 79.8% | 207,101 | 80.7% | 22,876 | 75.2% | 34,185 | 84.6% |
| Aspartate (AST) | 229 | 17.9% | 42,140 | 16.4% | 6,562 | 21.6% | 5,584 | 13.8% |
| 0-40 U/L | 88 | 38.4% | 17,317 | 41.1% | 2,722 | 41.5% | 2,966 | 53.1% |
| 40+ U/L | 67 | 29.3% | 9,365 | 22.2% | 1,446 | 22.0% | 1,835 | 32.9% |
| 0-40 [UI]/L | 0 | 0.0% | 0 | 0.0% | 0 | 0.0% | 0 | 0.0% |
| 40+ [UI]/L | 0 | 0.0% | 0 | 0.0% | 0 | 0.0% | 0 | 0.0% |
| All Other or Missing Numeric Result Values | ***** | ***** | ***** | ***** | ***** | ***** | ***** | ***** |
| All Other Result Modifier Values | ***** | ***** | ***** | ***** | ***** | ***** | ***** | ***** |
| All Other Result Unit Values | 73 | 31.9% | 15,309 | 36.3% | 2,370 | 36.1% | 723 | 12.9% |
| Missing Record | 1,051 | 82.1% | 214,476 | 83.6% | 23,863 | 78.4% | 34,845 | 86.2% |

Table 1c. Baseline Characteristics for Patients with a Positive Test for COVID from April 1, 2020 to March 21, 2021, Overall and by Race

| | Native Hawaiian or Other Pacific Islander | | White | | Other | | Missing | |
|--|---|---------|---------|---------|--------|---------|---------|---------|
| | Number | Percent | Number | Percent | Number | Percent | Number | Percent |
| Alanine (ALT) | 228 | 17.8% | 42,041 | 16.4% | 6,564 | 21.6% | 5,590 | 13.8% |
| 0-40 U/L | 91 | 39.9% | 18,184 | 43.3% | 2,712 | 41.3% | 3,089 | 55.3% |
| 40+ U/L | 63 | 27.6% | 8,363 | 19.9% | 1,450 | 22.1% | 1,725 | 30.9% |
| 0-40 [UI]/L | 0 | 0.0% | 0 | 0.0% | 0 | 0.0% | 0 | 0.0% |
| 40+ [UI]/L | 0 | 0.0% | 0 | 0.0% | 0 | 0.0% | 0 | 0.0% |
| All Other or Missing Numeric Result Values | ***** | ***** | ***** | ***** | ***** | ***** | ***** | ***** |
| All Other Result Modifier Values | ***** | ***** | ***** | ***** | ***** | ***** | ***** | ***** |
| All Other Result Unit Values | 72 | 31.6% | 15,040 | 35.8% | 2,365 | 36.0% | 717 | 12.8% |
| Missing Record | 1,052 | 82.2% | 214,575 | 83.6% | 23,861 | 78.4% | 34,839 | 86.2% |
| Venous Lactate | 22 | 1.7% | 4,957 | 1.9% | 1,694 | 5.6% | 676 | 1.7% |
| 0-0.5 mmol/L | 0 | 0.0% | 24 | 0.5% | 13 | 0.8% | ***** | ***** |
| 0.5-2.2 mmol/L | 19 | 86.4% | 4,155 | 83.8% | 1,471 | 86.8% | 503 | 74.4% |
| 2.2+ mmol/L | ***** | ***** | 702 | 14.2% | 207 | 12.2% | 156 | 23.1% |
| All Other or Missing Numeric Result Values | ***** | ***** | ***** | ***** | ***** | ***** | ***** | ***** |
| All Other Result Modifier Values | ***** | ***** | ***** | ***** | ***** | ***** | ***** | ***** |
| All Other Result Unit Values | 0 | 0.0% | 0 | 0.0% | 0 | 0.0% | 0 | 0.0% |
| Missing Record | 1,258 | 98.3% | 251,659 | 98.1% | 28,731 | 94.4% | 39,753 | 98.3% |
| Troponin I | 121 | 9.5% | 21,485 | 8.4% | 4,137 | 13.6% | 3,377 | 8.4% |
| 0-0.04 ng/mL | 40 | 33.1% | 5,423 | 25.2% | 971 | 23.5% | 935 | 27.7% |
| 0.04+ ng/mL | 19 | 15.7% | 3,523 | 16.4% | 459 | 11.1% | 575 | 17.0% |
| All Other or Missing Numeric Result Values | ***** | ***** | ***** | ***** | ***** | ***** | ***** | ***** |
| All Other Result Modifier Values | ***** | ***** | ***** | ***** | ***** | ***** | ***** | ***** |
| All Other Result Unit Values | 0 | 0.0% | 670 | 3.1% | 70 | 1.7% | 27 | 0.8% |
| Missing Record | 1,159 | 90.5% | 235,131 | 91.6% | 26,288 | 86.4% | 37,052 | 91.6% |
| Troponin I, High Sensitivity | 0 | 0.0% | 43 | 0.0% | ***** | ***** | 42 | 0.1% |
| 0-14 ng/L | 0 | 0.0% | 0 | 0.0% | 0 | 0.0% | 0 | 0.0% |
| 15+ ng/L | 0 | 0.0% | 0 | 0.0% | 0 | 0.0% | 0 | 0.0% |

Table 1c. Baseline Characteristics for Patients with a Positive Test for COVID from April 1, 2020 to March 21, 2021, Overall and by Race

| | Native Hawaiian or Other Pacific Islander | | White | | Other | | Missing | |
|--|---|---------|---------|---------|--------|---------|---------|---------|
| | Number | Percent | Number | Percent | Number | Percent | Number | Percent |
| All Other or Missing Numeric Result Values | ***** | ***** | ***** | ***** | ***** | ***** | ***** | ***** |
| All Other Result Modifier Values | ***** | ***** | ***** | ***** | ***** | ***** | ***** | ***** |
| All Other Result Unit Values | 0 | 0.0% | 36 | 83.7% | ***** | ***** | 32 | 76.2% |
| Missing Record | 1,280 | 100.0% | 256,573 | 100.0% | 30,424 | 100.0% | 40,387 | 99.9% |
| BNP | 64 | 5.0% | 13,295 | 5.2% | 1,765 | 5.8% | 2,316 | 5.7% |
| 0-99 pg/mL | 33 | 51.6% | 6,852 | 51.5% | 1,012 | 57.3% | 1,548 | 66.8% |
| 100+ pg/mL | 21 | 32.8% | 5,058 | 38.0% | 439 | 24.9% | 593 | 25.6% |
| All Other or Missing Numeric Result Values | ***** | ***** | ***** | ***** | ***** | ***** | ***** | ***** |
| All Other Result Modifier Values | ***** | ***** | ***** | ***** | ***** | ***** | ***** | ***** |
| All Other Result Unit Values | 0 | 0.0% | ***** | ***** | 0 | 0.0% | 0 | 0.0% |
| Missing Record | 1,216 | 95.0% | 243,321 | 94.8% | 28,660 | 94.2% | 38,113 | 94.3% |
| Procalcitonin | 62 | 4.8% | 15,628 | 6.1% | 2,645 | 8.7% | 2,198 | 5.4% |
| 0-0.15 ng/mL | 30 | 48.4% | 7,541 | 48.3% | 1,166 | 44.1% | 917 | 41.7% |
| 0.15+ ng/mL | 27 | 43.5% | 6,507 | 41.6% | 1,154 | 43.6% | 983 | 44.7% |
| All Other or Missing Numeric Result Values | ***** | ***** | ***** | ***** | ***** | ***** | ***** | ***** |
| All Other Result Modifier Values | ***** | ***** | ***** | ***** | ***** | ***** | ***** | ***** |
| All Other Result Unit Values | 0 | 0.0% | ***** | ***** | ***** | ***** | ***** | ***** |
| Missing Record | 1,218 | 95.2% | 240,988 | 93.9% | 27,780 | 91.3% | 38,231 | 94.6% |
| LDH | 113 | 8.8% | 20,506 | 8.0% | 3,155 | 10.4% | 3,778 | 9.3% |
| 0-80 U/L | 0 | 0.0% | ***** | ***** | 0 | 0.0% | ***** | ***** |
| 80-225 U/L | ***** | ***** | 3,463 | 16.9% | 268 | 8.5% | 967 | 25.6% |
| 225+ U/L | 54 | 47.8% | 10,131 | 49.4% | 1,139 | 36.1% | 2,385 | 63.1% |
| All Other or Missing Numeric Result Values | ***** | ***** | ***** | ***** | ***** | ***** | ***** | ***** |
| All Other Result Modifier Values | ***** | ***** | ***** | ***** | ***** | ***** | ***** | ***** |
| All Other Result Unit Values | 47 | 41.6% | 6,508 | 31.7% | 1,575 | 49.9% | 363 | 9.6% |
| Missing Record | 1,167 | 91.2% | 236,110 | 92.0% | 27,270 | 89.6% | 36,651 | 90.7% |

Table 1c. Baseline Characteristics for Patients with a Positive Test for COVID from April 1, 2020 to March 21, 2021, Overall and by Race

| | Native Hawaiian or Other Pacific Islander | | White | | Other | | Missing | |
|--|---|---------|---------|---------|--------|---------|---------|---------|
| | Number | Percent | Number | Percent | Number | Percent | Number | Percent |
| PT/INR | 75 | 5.9% | 19,961 | 7.8% | 3,271 | 10.8% | 3,955 | 9.8% |
| 0-11 s | 0 | 0.0% | 0 | 0.0% | 0 | 0.0% | 0 | 0.0% |
| 11-13.4 s | 0 | 0.0% | 0 | 0.0% | 0 | 0.0% | 0 | 0.0% |
| 13.4+ s | 0 | 0.0% | 0 | 0.0% | 0 | 0.0% | 0 | 0.0% |
| 0-0.8 | 0 | 0.0% | ***** | ***** | 0 | 0.0% | 0 | 0.0% |
| 0.8-1.1 | 0 | 0.0% | 263 | 1.3% | 56 | 1.7% | 46 | 1.2% |
| 1.1+ | ***** | ***** | 370 | 1.9% | 95 | 2.9% | 67 | 1.7% |
| All Other or Missing Numeric Result Values | ***** | ***** | ***** | ***** | ***** | ***** | ***** | ***** |
| All Other Result Modifier Values | ***** | ***** | ***** | ***** | ***** | ***** | ***** | ***** |
| All Other Result Unit Values | 74 | 98.7% | 19,282 | 96.6% | 3,117 | 95.3% | 3,837 | 97.0% |
| Missing Record | 1,205 | 94.1% | 236,655 | 92.2% | 27,154 | 89.2% | 36,474 | 90.2% |
| Index Criteria (-7, 1 days) | | | | | | | | |
| COVID Lab | 1,280 | 100.0% | 256,616 | 100.0% | 30,425 | 100.0% | 40,429 | 100.0% |
| Borderline | 0 | 0.0% | 0 | 0.0% | 0 | 0.0% | 0 | 0.0% |
| Detected | 401 | 31.3% | 122,106 | 47.6% | 8,086 | 26.6% | 10,914 | 27.0% |
| Inconclusive | 0 | 0.0% | 38 | 0.0% | 11 | 0.0% | ***** | ***** |
| Negative | ***** | ***** | 143 | 0.1% | 40 | 0.1% | 39 | 0.1% |
| Not Detected | 0 | 0.0% | 98 | 0.0% | ***** | ***** | ***** | ***** |
| Positive | 873 | 68.2% | 116,795 | 45.5% | 21,349 | 70.2% | 24,379 | 60.3% |
| Presumptive Positive | ***** | ***** | 124 | 0.0% | 22 | 0.1% | ***** | ***** |
| SARS Coronavirus 2 | 0 | 0.0% | 0 | 0.0% | 0 | 0.0% | 0 | 0.0% |
| Undetermined | 0 | 0.0% | ***** | ***** | 0 | 0.0% | ***** | ***** |
| All Other Result Qual Values | ***** | ***** | 17,312 | 6.7% | 910 | 3.0% | 5,081 | 12.6% |
| Missing Record | 0 | 0.0% | 0 | 0.0% | 0 | 0.0% | 0 | 0.0% |
| COVID Diagnosis | 653 | 51.0% | 149,085 | 58.1% | 16,214 | 53.3% | 18,352 | 45.4% |
| Hospitalized for COVID | 125 | 9.8% | 24,132 | 9.4% | 4,110 | 13.5% | 3,087 | 7.6% |
| Medical Utilization (-183, -1 days) | | | | | | | | |
| Any (1) Diagnosis or Procedure | 710 | 55.5% | 169,469 | 66.0% | 15,521 | 51.0% | 17,647 | 43.6% |
| Any (2) Diagnoses or Procedures | 434 | 33.9% | 119,165 | 46.4% | 9,980 | 32.8% | 9,789 | 24.2% |

Table 1c. Baseline Characteristics for Patients with a Positive Test for COVID from April 1, 2020 to March 21, 2021, Overall and by Race

| | Native Hawaiian or Other Pacific Islander | | White | | Other | | Missing | |
|--|---|---------|---------|---------|--------|---------|---------|---------|
| | Number | Percent | Number | Percent | Number | Percent | Number | Percent |
| Any (3) Diagnoses or Procedures | 315 | 24.6% | 89,049 | 34.7% | 7,320 | 24.1% | 6,720 | 16.6% |
| Any (1) Inpatient Diagnosis or Procedure | 50 | 3.9% | 15,476 | 6.0% | 1,729 | 5.7% | 2,139 | 5.3% |
| Any (2) Inpatient Diagnoses or Procedure | 24 | 1.9% | 10,355 | 4.0% | 1,123 | 3.7% | 916 | 2.3% |
| Any (3) Inpatient Diagnoses or Procedure | 14 | 1.1% | 8,168 | 3.2% | 917 | 3.0% | 692 | 1.7% |
| Any (1) Institutional Stay Diagnosis or Procedure | 0 | 0.0% | 168 | 0.1% | 0 | 0.0% | ***** | ***** |
| Any (2) Institutional Stay Diagnoses or Procedures | 0 | 0.0% | 106 | 0.0% | 0 | 0.0% | ***** | ***** |
| Any (3) Institutional Stay Diagnoses or Procedures | 0 | 0.0% | 75 | 0.0% | 0 | 0.0% | ***** | ***** |
| Any (1) Emergency Department Diagnosis or Procedure | 106 | 8.3% | 21,530 | 8.4% | 3,404 | 11.2% | 2,150 | 5.3% |
| Any (2) Emergency Department Diagnoses or Procedures | 29 | 2.3% | 6,883 | 2.7% | 1,253 | 4.1% | 642 | 1.6% |
| Any (3) Emergency Department Diagnoses or Procedures | 13 | 1.0% | 2,978 | 1.2% | 622 | 2.0% | 247 | 0.6% |
| Any (1) Ambulatory Diagnosis or Procedure | 613 | 47.9% | 138,393 | 53.9% | 11,849 | 38.9% | 12,386 | 30.6% |
| Any (2) Ambulatory Diagnoses or Procedures | 367 | 28.7% | 90,685 | 35.3% | 7,247 | 23.8% | 6,445 | 15.9% |
| Any (3) Ambulatory Diagnoses or Procedures | 264 | 20.6% | 63,472 | 24.7% | 4,903 | 16.1% | 4,079 | 10.1% |
| Any (1) Other Ambulatory Diagnosis or Procedure | 72 | 5.6% | 42,664 | 16.6% | 3,670 | 12.1% | 5,676 | 14.0% |
| Any (2) Other Ambulatory Diagnoses or Procedures | 43 | 3.4% | 23,069 | 9.0% | 2,099 | 6.9% | 2,890 | 7.1% |
| Any (3) Other Ambulatory Diagnoses or Procedures | 30 | 2.3% | 14,550 | 5.7% | 1,450 | 4.8% | 1,725 | 4.3% |

Table 1c. Baseline Characteristics for Patients with a Positive Test for COVID from April 1, 2020 to March 21, 2021, Overall and by Race

| | Native Hawaiian or Other Pacific Islander | | White | | Other | | Missing | |
|---|---|---------|---------|---------|--------|---------|---------|---------|
| | Number | Percent | Number | Percent | Number | Percent | Number | Percent |
| Drug Utilization (-183, -1 days) | | | | | | | | |
| Any (1) Prescription | 450 | 35.2% | 117,229 | 45.7% | 10,273 | 33.8% | 9,069 | 22.4% |
| Any (2) Prescriptions | 262 | 20.5% | 80,861 | 31.5% | 6,165 | 20.3% | 5,514 | 13.6% |
| Any (3) Prescriptions | 177 | 13.8% | 59,441 | 23.2% | 4,296 | 14.1% | 3,920 | 9.7% |
| Any (1) Dispensings | 386 | 30.2% | 53,546 | 20.9% | 4,194 | 13.8% | 5,992 | 14.8% |
| Any (2) Dispensings | 276 | 21.6% | 43,959 | 17.1% | 2,868 | 9.4% | 4,528 | 11.2% |
| Any (3) Dispensings | 216 | 16.9% | 37,408 | 14.6% | 2,181 | 7.2% | 3,757 | 9.3% |
| Any (1) Medical Administration | 190 | 14.8% | 48,496 | 18.9% | 5,011 | 16.5% | 4,841 | 12.0% |
| Any (2) Medical Administrations | 91 | 7.1% | 24,616 | 9.6% | 2,494 | 8.2% | 1,933 | 4.8% |
| Any (3) Medical Administrations | 62 | 4.8% | 16,757 | 6.5% | 1,675 | 5.5% | 1,217 | 3.0% |

¹Classification derived from Rural-Urban Community Area Codes. See report overview for more information.

²Measured using the Social Deprivation Index, where higher quartiles indicate more social deprivation relative to other areas. See report overview for more information.

³Percentages for BMI are calculated out of the total number of patients in the age strata, not from the overall number of patients in the cohort.

⁴Percentages of result classification for clinical observations and laboratory results are calculated out of the total number of patients with a record for that test, not from the overall number of patients in the cohort.

***** Cell has been masked to protect patient privacy.

Table 1d. Baseline Characteristics for Patients with COVID-19 from April 1, 2020 to March 21, 2021, Overall and by Race

| | All Patients | | American Indian or Alaska Native | | Asian | | Black or African American | |
|---|--------------|--------------------|----------------------------------|--------------------|--------|--------------------|---------------------------|--------------------|
| | Number | Percent | Number | Percent | Number | Percent | Number | Percent |
| Number of unique patients | 579,655 | | 2,609 | | 17,387 | | 80,465 | |
| Age (years) | Mean | Standard Deviation | Mean | Standard Deviation | Mean | Standard Deviation | Mean | Standard Deviation |
| Mean Age | 42.2 | 19.7 | 40.6 | 19.0 | 42.6 | 18.6 | 41.4 | 18.7 |
| | Number | Percent | Number | Percent | Number | Percent | Number | Percent |
| 0-5 | 21,738 | 3.8% | 89 | 3.4% | 863 | 5.0% | 3,763 | 4.7% |
| 6-11 | 22,216 | 3.8% | 98 | 3.8% | 605 | 3.5% | 3,282 | 4.1% |
| 12-18 | 45,780 | 7.9% | 180 | 6.9% | 896 | 5.2% | 6,036 | 7.5% |
| 19-29 | 96,636 | 16.7% | 453 | 17.4% | 2,612 | 15.0% | 12,300 | 15.3% |
| 30-39 | 85,048 | 14.7% | 430 | 16.5% | 3,223 | 18.5% | 12,534 | 15.6% |
| 40-49 | 82,220 | 14.2% | 464 | 17.8% | 2,650 | 15.2% | 12,161 | 15.1% |
| 50-64 | 126,023 | 21.7% | 583 | 22.3% | 3,485 | 20.0% | 18,382 | 22.8% |
| 65-74 | 56,879 | 9.8% | 209 | 8.0% | 1,666 | 9.6% | 7,349 | 9.1% |
| 75+ | 43,115 | 7.4% | 103 | 3.9% | 1,387 | 8.0% | 4,658 | 5.8% |
| Sex | | | | | | | | |
| Female | 310,774 | 53.6% | 1,500 | 57.5% | 9,149 | 52.6% | 46,694 | 58.0% |
| Male | 268,881 | 46.4% | 1,109 | 42.5% | 8,238 | 47.4% | 33,771 | 42.0% |
| Race | | | | | | | | |
| American Indian or Alaska Native | 2,609 | 0.5% | 2,609 | 100.0% | 0 | 0.0% | 0 | 0.0% |
| Asian | 17,387 | 3.0% | 0 | 0.0% | 17,387 | 100.0% | 0 | 0.0% |
| Black or African American | 80,465 | 13.9% | 0 | 0.0% | 0 | 0.0% | 80,465 | 100.0% |
| Native Hawaiian or Other Pacific Islander | 1,691 | 0.3% | 0 | 0.0% | 0 | 0.0% | 0 | 0.0% |
| White | 378,470 | 65.3% | 0 | 0.0% | 0 | 0.0% | 0 | 0.0% |
| Other | 44,715 | 7.7% | 0 | 0.0% | 0 | 0.0% | 0 | 0.0% |
| Missing | 54,318 | 9.4% | 0 | 0.0% | 0 | 0.0% | 0 | 0.0% |
| Hispanic | | | | | | | | |
| Yes | 94,911 | 16.4% | 718 | 27.5% | 340 | 2.0% | 1,989 | 2.5% |
| No | 434,628 | 75.0% | 1,795 | 68.8% | 16,280 | 93.6% | 76,415 | 95.0% |
| Other | 2,969 | 0.5% | ***** | ***** | 53 | 0.3% | 222 | 0.3% |
| Missing | 47,147 | 8.1% | ***** | ***** | 714 | 4.1% | 1,839 | 2.3% |

Table 1d. Baseline Characteristics for Patients with COVID-19 from April 1, 2020 to March 21, 2021, Overall and by Race

| | All Patients | | American Indian or Alaska Native | | Asian | | Black or African American | |
|--------------------------------|--------------|---------|----------------------------------|---------|--------|---------|---------------------------|---------|
| | Number | Percent | Number | Percent | Number | Percent | Number | Percent |
| Index Year | | | | | | | | |
| 2020 | 428,964 | 74.0% | 1,957 | 75.0% | 12,172 | 70.0% | 59,354 | 73.8% |
| 2021 | 150,691 | 26.0% | 652 | 25.0% | 5,215 | 30.0% | 21,111 | 26.2% |
| Index Month and Year | | | | | | | | |
| Apr-20 | 25,565 | 4.4% | 110 | 4.2% | 1,464 | 8.4% | 6,134 | 7.6% |
| May-20 | 19,413 | 3.3% | 132 | 5.1% | 864 | 5.0% | 4,317 | 5.4% |
| Jun-20 | 32,240 | 5.6% | 142 | 5.4% | 941 | 5.4% | 5,154 | 6.4% |
| Jul-20 | 44,458 | 7.7% | 197 | 7.6% | 994 | 5.7% | 8,648 | 10.7% |
| Aug-20 | 31,973 | 5.5% | 141 | 5.4% | 824 | 4.7% | 5,305 | 6.6% |
| Sep-20 | 30,220 | 5.2% | 124 | 4.8% | 725 | 4.2% | 3,224 | 4.0% |
| Oct-20 | 48,738 | 8.4% | 203 | 7.8% | 1,129 | 6.5% | 5,081 | 6.3% |
| Nov-20 | 101,456 | 17.5% | 450 | 17.2% | 2,280 | 13.1% | 9,602 | 11.9% |
| Dec-20 | 94,901 | 16.4% | 458 | 17.6% | 2,951 | 17.0% | 11,889 | 14.8% |
| Jan-21 | 82,920 | 14.3% | 361 | 13.8% | 2,751 | 15.8% | 11,495 | 14.3% |
| Feb-21 | 36,780 | 6.3% | 167 | 6.4% | 1,289 | 7.4% | 5,165 | 6.4% |
| Mar-21 | 30,991 | 5.3% | 124 | 4.8% | 1,175 | 6.8% | 4,451 | 5.5% |
| Census Bureau Region | | | | | | | | |
| Northeast | 71,283 | 12.3% | 284 | 10.9% | 4,424 | 25.4% | 12,012 | 14.9% |
| Midwest | 170,563 | 29.4% | 820 | 31.4% | 3,845 | 22.1% | 15,294 | 19.0% |
| South | 161,590 | 27.9% | 613 | 23.5% | 3,544 | 20.4% | 31,032 | 38.6% |
| West | 44,088 | 7.6% | 400 | 15.3% | 1,255 | 7.2% | 1,068 | 1.3% |
| Other | 27 | 0.0% | ***** | ***** | ***** | ***** | ***** | ***** |
| Missing | 132,104 | 22.8% | ***** | ***** | ***** | ***** | ***** | ***** |
| Rural/Urban¹ | | | | | | | | |
| Isolated | 9,623 | 1.7% | ***** | ***** | 27 | 0.2% | 184 | 0.2% |
| Large Rural | 26,904 | 4.6% | 114 | 4.4% | 468 | 2.7% | 1,905 | 2.4% |
| Small Rural | 14,890 | 2.6% | 65 | 2.5% | 61 | 0.4% | 1,011 | 1.3% |
| Urban | 414,508 | 71.5% | 1,934 | 74.1% | 12,543 | 72.1% | 61,953 | 77.0% |
| Missing | 113,730 | 19.6% | ***** | ***** | 4,288 | 24.7% | 15,412 | 19.2% |

Table 1d. Baseline Characteristics for Patients with COVID-19 from April 1, 2020 to March 21, 2021, Overall and by Race

| | All Patients | | American Indian or Alaska Native | | Asian | | Black or African American | |
|--|--------------|---------|----------------------------------|---------|--------|---------|---------------------------|---------|
| | Number | Percent | Number | Percent | Number | Percent | Number | Percent |
| SES² | | | | | | | | |
| Q1 | 158,998 | 27.4% | 554 | 21.2% | 3,922 | 22.6% | 7,648 | 9.5% |
| Q2 | 105,531 | 18.2% | 436 | 16.7% | 2,730 | 15.7% | 10,084 | 12.5% |
| Q3 | 96,574 | 16.7% | 458 | 17.6% | 2,900 | 16.7% | 14,836 | 18.4% |
| Q4 | 104,766 | 18.1% | 703 | 26.9% | 3,544 | 20.4% | 32,473 | 40.4% |
| Missing | 113,786 | 19.6% | 458 | 17.6% | 4,291 | 24.7% | 15,424 | 19.2% |
| Patient Vitals | | | | | | | | |
| BMI by Age: 0-1 years³ | | | | | | | | |
| Underweight (<2.3rd percentile) | 366 | 3.9% | ***** | ***** | 23 | 5.8% | 89 | 5.1% |
| Normal weight (2.3rd - <97.7th percentile) | 4,001 | 43.1% | 33 | 71.7% | 230 | 58.1% | 830 | 47.8% |
| Overweight/obese (97.7th - <99th percentile) | 188 | 2.0% | ***** | ***** | ***** | ***** | 42 | 2.4% |
| Severely obese (>=99th percentile) | 386 | 4.2% | ***** | ***** | ***** | ***** | 102 | 5.9% |
| All Other BMI Values | 0 | 0.0% | ***** | ***** | ***** | ***** | ***** | ***** |
| BMI Missing | 4,346 | 46.8% | ***** | ***** | ***** | ***** | ***** | ***** |
| BMI by Age: 2-5 years | | | | | | | | |
| Underweight (<5th percentile) | 213 | 1.7% | ***** | ***** | 12 | 2.6% | 51 | 2.5% |
| Normal weight (5th - <85th percentile) | 2,785 | 22.4% | ***** | ***** | 146 | 31.3% | 535 | 26.4% |
| Overweight (85th - <95th percentile) | 710 | 5.7% | ***** | ***** | 23 | 4.9% | 122 | 6.0% |
| Obese (95th - <120% of 95th percentile) | 634 | 5.1% | ***** | ***** | 28 | 6.0% | 134 | 6.6% |
| Severely obese (>=120% of 95th percentile) | 175 | 1.4% | ***** | ***** | ***** | ***** | 42 | 2.1% |
| All Other BMI Values | ***** | ***** | ***** | ***** | ***** | ***** | ***** | ***** |
| BMI Missing | 7,930 | 63.7% | ***** | ***** | ***** | ***** | ***** | ***** |
| BMI by Age: 6-11 years | | | | | | | | |
| Underweight (<5th percentile) | 178 | 0.8% | ***** | ***** | 14 | 2.3% | 39 | 1.2% |
| Normal weight (5th - <85th percentile) | 3,313 | 14.9% | ***** | ***** | 131 | 21.7% | 542 | 16.5% |
| Overweight (85th - <95th percentile) | 1,125 | 5.1% | ***** | ***** | 37 | 6.1% | 223 | 6.8% |
| Obese (95th - <120% of 95th percentile) | 920 | 4.1% | ***** | ***** | 38 | 6.3% | 192 | 5.9% |

Table 1d. Baseline Characteristics for Patients with COVID-19 from April 1, 2020 to March 21, 2021, Overall and by Race

| | All Patients | | American Indian or Alaska Native | | Asian | | Black or African American | |
|--|--------------|---------|----------------------------------|---------|--------|---------|---------------------------|---------|
| | Number | Percent | Number | Percent | Number | Percent | Number | Percent |
| Severely obese (\geq 120% of 95th percentile) | 584 | 2.6% | ***** | ***** | 13 | 2.1% | 167 | 5.1% |
| All Other BMI Values | ***** | ***** | ***** | ***** | ***** | ***** | ***** | ***** |
| BMI Missing | 16,092 | 72.4% | ***** | ***** | ***** | ***** | ***** | ***** |
| BMI by Age: 12-17 years | | | | | | | | |
| Underweight (<5th percentile) | 257 | 0.7% | ***** | ***** | 12 | 1.7% | 38 | 0.8% |
| Normal weight (5th - <85th percentile) | 6,211 | 16.8% | ***** | ***** | 152 | 21.1% | 822 | 16.8% |
| Overweight (85th - <95th percentile) | 1,834 | 4.9% | ***** | ***** | 29 | 4.0% | 307 | 6.3% |
| Obese (95th - <120% of 95th percentile) | 1,470 | 4.0% | ***** | ***** | 27 | 3.7% | 227 | 4.6% |
| Severely obese (\geq 120% of 95th percentile) | 1,116 | 3.0% | ***** | ***** | 12 | 1.7% | 268 | 5.5% |
| All Other BMI Values | ***** | ***** | ***** | ***** | ***** | ***** | ***** | ***** |
| BMI Missing | 26,180 | 70.6% | ***** | ***** | ***** | ***** | ***** | ***** |
| BMI by Age: 18-19 years | | | | | | | | |
| Underweight (<5th percentile) | 142 | 0.8% | ***** | ***** | ***** | ***** | 30 | 1.3% |
| Normal weight (5th - <85th percentile) | 2,721 | 15.0% | ***** | ***** | 64 | 17.5% | 384 | 17.0% |
| Overweight (85th - <95th percentile) | 754 | 4.2% | ***** | ***** | ***** | ***** | 160 | 7.1% |
| Obese (95th - <120% of 95th percentile) | 545 | 3.0% | ***** | ***** | ***** | ***** | 123 | 5.4% |
| Severely obese (\geq 120% of 95th percentile) | 420 | 2.3% | ***** | ***** | ***** | ***** | 111 | 4.9% |
| All Other BMI Values | ***** | ***** | ***** | ***** | ***** | ***** | ***** | ***** |
| BMI Missing | 13,502 | 74.7% | ***** | ***** | ***** | ***** | ***** | ***** |
| BMI by Age: 20-65+ years | | | | | | | | |
| Underweight (<18.5 kg/m ²) | 2,272 | 0.5% | ***** | ***** | 119 | 0.8% | 390 | 0.6% |
| Normal weight (18.5 - <25 kg/m ²) | 38,855 | 8.1% | 181 | 8.2% | 1,848 | 12.5% | 4,451 | 6.7% |
| Overweight (25 - <30 kg/m ²) | 53,727 | 11.2% | 255 | 11.6% | 1,698 | 11.4% | 7,127 | 10.8% |
| Obese (\geq 30 kg/m ²) | 86,965 | 18.1% | 461 | 20.9% | 1,109 | 7.5% | 17,462 | 26.4% |
| BMI Missing | 298,721 | 62.2% | 1,293 | 58.7% | 10,058 | 67.8% | 36,832 | 55.6% |
| Smoking Status | | | | | | | | |
| Current every day smoker | 7,995 | 1.4% | ***** | ***** | 78 | 0.4% | 1,633 | 2.0% |

Table 1d. Baseline Characteristics for Patients with COVID-19 from April 1, 2020 to March 21, 2021, Overall and by Race

| | All Patients | | American Indian or Alaska Native | | Asian | | Black or African American | |
|---|--------------|---------|----------------------------------|---------|--------|---------|---------------------------|---------|
| | Number | Percent | Number | Percent | Number | Percent | Number | Percent |
| Current some day smoker | 2,187 | 0.4% | ***** | ***** | 35 | 0.2% | 505 | 0.6% |
| Former smoker | 38,485 | 6.6% | 189 | 7.2% | 479 | 2.8% | 4,472 | 5.6% |
| Never smoker | 106,362 | 18.3% | 496 | 19.0% | 2,622 | 15.1% | 14,412 | 17.9% |
| Smoker, current status unknown | 542 | 0.1% | ***** | ***** | ***** | ***** | 38 | 0.0% |
| Unknown if ever smoked | 1,472 | 0.3% | ***** | ***** | 88 | 0.5% | 168 | 0.2% |
| Heavy tobacco smoker | 238 | 0.0% | ***** | ***** | ***** | ***** | 42 | 0.1% |
| Light tobacco smoker | 1,087 | 0.2% | ***** | ***** | 17 | 0.1% | 170 | 0.2% |
| No information | 55,090 | 9.5% | 280 | 10.7% | 1,347 | 7.7% | 11,671 | 14.5% |
| Other | 5,671 | 1.0% | 59 | 2.3% | 131 | 0.8% | 766 | 1.0% |
| Unknown | 3,788 | 0.7% | ***** | ***** | 113 | 0.6% | 937 | 1.2% |
| All Other Smoking Values | 0 | 0.0% | 0 | 0.0% | 0 | 0.0% | 0 | 0.0% |
| Smoking Missing | 356,738 | 61.5% | 1,487 | 57.0% | 12,468 | 71.7% | 45,651 | 56.7% |
| Recorded History Of Prior to Index Event (-183, -1 days) | | | | | | | | |
| Combined comorbidity raw score | 0.4 | | 0.5 | | 0.3 | | 0.5 | |
| Asthma | 19,270 | 3.3% | 115 | 4.4% | 343 | 2.0% | 4,466 | 5.6% |
| Any Cancer | 17,988 | 3.1% | 81 | 3.1% | 358 | 2.1% | 2,322 | 2.9% |
| Chronic Obstructive Pulmonary Disease (COPD) | 11,583 | 2.0% | 50 | 1.9% | 148 | 0.9% | 2,065 | 2.6% |
| Obesity | 36,657 | 6.3% | 214 | 8.2% | 411 | 2.4% | 8,091 | 10.1% |
| Chronic Kidney Disease | 24,462 | 4.2% | 134 | 5.1% | 553 | 3.2% | 5,261 | 6.5% |
| Diabetes Mellitus | 42,193 | 7.3% | 301 | 11.5% | 1,143 | 6.6% | 9,278 | 11.5% |
| Hypertension | 80,504 | 13.9% | 360 | 13.8% | 1,749 | 10.1% | 16,217 | 20.2% |
| Liver Disease | 9,785 | 1.7% | 78 | 3.0% | 334 | 1.9% | 1,416 | 1.8% |
| Vascular Disease | 51,712 | 8.9% | 219 | 8.4% | 1,006 | 5.8% | 8,434 | 10.5% |
| Congestive Heart Failure | 12,010 | 2.1% | 52 | 2.0% | 166 | 1.0% | 2,957 | 3.7% |
| Coronary Artery Disease | 22,307 | 3.8% | 94 | 3.6% | 474 | 2.7% | 3,383 | 4.2% |
| Solid Organ Transplant | 723 | 0.1% | ***** | ***** | 26 | 0.1% | 168 | 0.2% |
| Blood Stem Cell Transplant | 111 | 0.0% | ***** | ***** | ***** | ***** | ***** | ***** |
| HIV | 1,815 | 0.3% | ***** | ***** | 19 | 0.1% | 806 | 1.0% |
| Smoking | 26,967 | 4.7% | 171 | 6.6% | 301 | 1.7% | 5,532 | 6.9% |

Table 1d. Baseline Characteristics for Patients with COVID-19 from April 1, 2020 to March 21, 2021, Overall and by Race

| | All Patients | | American Indian or Alaska Native | | Asian | | Black or African American | |
|--|--------------|---------|----------------------------------|---------|--------|---------|---------------------------|---------|
| | Number | Percent | Number | Percent | Number | Percent | Number | Percent |
| Neurologic Conditions | 16,769 | 2.9% | 59 | 2.3% | 264 | 1.5% | 2,975 | 3.7% |
| Sickle Cell Disease | 846 | 0.1% | ***** | ***** | ***** | ***** | 742 | 0.9% |
| Drug or alcohol Abuse/Dependence | 6,625 | 1.1% | ***** | ***** | 67 | 0.4% | 1,562 | 1.9% |
| Pulmonary Conditions (including ARDS, Acute Resp Failure, Pneumonia, Chronic Resp Failure) | 8,942 | 1.5% | 43 | 1.6% | 260 | 1.5% | 1,965 | 2.4% |
| Cystic Fibrosis | 166 | 0.0% | 0 | 0.0% | ***** | ***** | ***** | ***** |
| Interstitial Lung Disease | 1,822 | 0.3% | ***** | ***** | 29 | 0.2% | 292 | 0.4% |
| Recorded Use Of Prior to Index Event (-183, -1 days) | | | | | | | | |
| Immunosuppressants | 7,300 | 1.3% | 59 | 2.3% | 204 | 1.2% | 1,220 | 1.5% |
| Immune Modulators | 9,108 | 1.6% | 75 | 2.9% | 234 | 1.3% | 1,457 | 1.8% |
| Glucocorticoids - Systemic | 36,123 | 6.2% | 160 | 6.1% | 656 | 3.8% | 5,955 | 7.4% |
| Glucocorticoids - Non-systemic (includes inhaled, ophthalmic, topical) | 17,942 | 3.1% | 81 | 3.1% | 488 | 2.8% | 3,259 | 4.1% |
| Glucocorticoids - Inhaled | 6,064 | 1.0% | ***** | ***** | 117 | 0.7% | 1,006 | 1.3% |
| Glucocorticoids - Ophthalmic | 1,878 | 0.3% | ***** | ***** | 34 | 0.2% | 363 | 0.5% |
| Glucocorticoids - Topical | 10,380 | 1.8% | 43 | 1.6% | 342 | 2.0% | 1,978 | 2.5% |
| Chemotherapy | 4,713 | 0.8% | ***** | ***** | 81 | 0.5% | 732 | 0.9% |
| Death Record from April 1, 2020 to March 21, 2021 | | | | | | | | |
| Death | 12,224 | 2.1% | 91 | 3.5% | 457 | 2.6% | 2,115 | 2.6% |
| Concurrent Use Of (-30, 0 days) | | | | | | | | |
| Angiotensin Converting Enzyme (ACE) Inhibitors Prescription | 10,032 | 1.7% | 78 | 3.0% | 224 | 1.3% | 1,881 | 2.3% |
| Angiotensin Converting Enzyme (ACE) Inhibitors Dispensing | 6,320 | 1.1% | 41 | 1.6% | 98 | 0.6% | 1,123 | 1.4% |
| Angiotensin II Receptor Blockers (ARBs) Prescription | 9,411 | 1.6% | 49 | 1.9% | 396 | 2.3% | 1,930 | 2.4% |
| Angiotensin II Receptor Blockers (ARBs) Dispensing | 4,890 | 0.8% | 26 | 1.0% | 112 | 0.6% | 958 | 1.2% |
| Vasopressors Prescription | 589 | 0.1% | ***** | ***** | 12 | 0.1% | 146 | 0.2% |

Table 1d. Baseline Characteristics for Patients with COVID-19 from April 1, 2020 to March 21, 2021, Overall and by Race

| | All Patients | | American Indian or Alaska Native | | Asian | | Black or African American | |
|--|--------------|---------|----------------------------------|---------|--------|---------|---------------------------|---------|
| | Number | Percent | Number | Percent | Number | Percent | Number | Percent |
| Vasopressors Dispensing | 3,846 | 0.7% | 50 | 1.9% | 109 | 0.6% | 805 | 1.0% |
| Symptomatic Use (-1, 14 days) | | | | | | | | |
| Remdesivir | 24,731 | 4.3% | 206 | 7.9% | 974 | 5.6% | 4,318 | 5.4% |
| Monoclonal antibodies | 2,685 | 0.5% | ***** | ***** | 37 | 0.2% | 226 | 0.3% |
| Systemic glucocorticoids | 59,549 | 10.3% | 371 | 14.2% | 1,917 | 11.0% | 10,489 | 13.0% |
| Baricitinib | 383 | 0.1% | ***** | ***** | ***** | ***** | 94 | 0.1% |
| Tocilizumab | 220 | 0.0% | ***** | ***** | 25 | 0.1% | 59 | 0.1% |
| Hydroxychloroquine | 5,440 | 0.9% | 29 | 1.1% | 375 | 2.2% | 1,091 | 1.4% |
| Ivermectin | 1,261 | 0.2% | ***** | ***** | 44 | 0.3% | 108 | 0.1% |
| IL-1 inhibitors (aanakinra, cankinumab) | 309 | 0.1% | ***** | ***** | ***** | ***** | 124 | 0.2% |
| Azithromycin | 41,518 | 7.2% | 268 | 10.3% | 1,499 | 8.6% | 8,223 | 10.2% |
| Vitamin D | 34,562 | 6.0% | 260 | 10.0% | 1,199 | 6.9% | 7,297 | 9.1% |
| Supplemental oxygen | 6,833 | 1.2% | 72 | 2.8% | 222 | 1.3% | 1,281 | 1.6% |
| High-flow nasal oxygen | 553 | 0.1% | ***** | ***** | 40 | 0.2% | 92 | 0.1% |
| Hemodialysis/filtration | 4,525 | 0.8% | 98 | 3.8% | 131 | 0.8% | 1,126 | 1.4% |
| Clinical Observations (-1, 14 days)⁴ | | | | | | | | |
| Respiratory rate | 83,019 | 14.3% | 402 | 15.4% | 2,070 | 11.9% | 14,913 | 18.5% |
| 0-22 /min | 6,402 | 7.7% | ***** | ***** | 172 | 8.3% | 2,528 | 17.0% |
| 22+ /min | 1,153 | 1.4% | ***** | ***** | 42 | 2.0% | 461 | 3.1% |
| 0-22 number of breaths | 0 | 0.0% | 0 | 0.0% | 0 | 0.0% | 0 | 0.0% |
| 22+ number of breaths | 0 | 0.0% | 0 | 0.0% | 0 | 0.0% | 0 | 0.0% |
| All Other or Missing Numeric Result Values | 4,511 | 5.4% | ***** | ***** | ***** | ***** | ***** | ***** |
| All Other Result Modifier Values | 45,881 | 55.3% | ***** | ***** | ***** | ***** | ***** | ***** |
| All Other Result Unit Values | 25,072 | 30.2% | 69 | 17.2% | 202 | 9.8% | 7,950 | 53.3% |
| Missing Record | 496,636 | 85.7% | 2,207 | 84.6% | 15,317 | 88.1% | 65,552 | 81.5% |
| Temperature | 67,161 | 11.6% | 260 | 10.0% | 2,326 | 13.4% | 17,020 | 21.2% |
| 0-100.4 [degF] | 11,287 | 16.8% | 58 | 22.3% | 151 | 6.5% | 3,328 | 19.6% |
| 100.4+ [degF] | 1,074 | 1.6% | ***** | ***** | 26 | 1.1% | 352 | 2.1% |
| 0-38 Cel | 4,344 | 6.5% | 0 | 0.0% | 32 | 1.4% | 738 | 4.3% |
| 38+ Cel | 135 | 0.2% | ***** | ***** | ***** | ***** | 27 | 0.2% |

Table 1d. Baseline Characteristics for Patients with COVID-19 from April 1, 2020 to March 21, 2021, Overall and by Race

| | All Patients | | American Indian or Alaska Native | | Asian | | Black or African American | |
|---|--------------|---------|----------------------------------|---------|--------|---------|---------------------------|---------|
| | Number | Percent | Number | Percent | Number | Percent | Number | Percent |
| All Other or Missing Numeric Result Value | 7,886 | 11.7% | ***** | ***** | ***** | ***** | ***** | ***** |
| All Other Result Modifier Values | 17,684 | 26.3% | ***** | ***** | ***** | ***** | ***** | ***** |
| All Other Result Unit Values | 24,751 | 36.9% | 47 | 18.1% | 766 | 32.9% | 7,995 | 47.0% |
| Missing Record | 512,494 | 88.4% | 2,349 | 90.0% | 15,061 | 86.6% | 63,445 | 78.8% |
| Oxygen saturation | 65,466 | 11.3% | 395 | 15.1% | 1,717 | 9.9% | 9,694 | 12.0% |
| 0-94 % | 3,592 | 5.5% | ***** | ***** | 375 | 21.8% | 742 | 7.7% |
| 94+ % | 19,189 | 29.3% | 65 | 16.5% | 202 | 11.8% | 6,461 | 66.6% |
| All Other or Missing Numeric Result Value | ***** | ***** | ***** | ***** | ***** | ***** | ***** | ***** |
| All Other Result Modifier Values | ***** | ***** | ***** | ***** | ***** | ***** | ***** | ***** |
| All Other Result Unit Values | 897 | 1.4% | ***** | ***** | 0 | 0.0% | 308 | 3.2% |
| Missing Record | 514,189 | 88.7% | 2,214 | 84.9% | 15,670 | 90.1% | 70,771 | 88.0% |
| Heart rate | 83,880 | 14.5% | 276 | 10.6% | 1,834 | 10.5% | 19,445 | 24.2% |
| 0-60 bpm | 0 | 0.0% | 0 | 0.0% | 0 | 0.0% | 0 | 0.0% |
| 60-100 bpm | 0 | 0.0% | 0 | 0.0% | 0 | 0.0% | 0 | 0.0% |
| 100+ bpm | 0 | 0.0% | 0 | 0.0% | 0 | 0.0% | 0 | 0.0% |
| All Other or Missing Numeric Result Value | 1,118 | 1.3% | ***** | ***** | ***** | ***** | ***** | ***** |
| All Other Result Modifier Values | 14,456 | 17.2% | ***** | ***** | ***** | ***** | ***** | ***** |
| All Other Result Unit Values | 68,306 | 81.4% | 140 | 50.7% | 1,305 | 71.2% | 16,303 | 83.8% |
| Missing Record | 495,775 | 85.5% | 2,333 | 89.4% | 15,553 | 89.5% | 61,020 | 75.8% |
| Symptoms (-1,14 days) | | | | | | | | |
| Abnormal Blood pressure | 2,274 | ***** | ***** | ***** | 70 | 0.4% | 421 | 0.5% |
| Fever +/- chills | 44,369 | 7.7% | 196 | 7.5% | 1,536 | 8.8% | 6,961 | 8.7% |
| Cough | 63,313 | 10.9% | 303 | 11.6% | 1,679 | 9.7% | 9,048 | 11.2% |
| Dyspnea/shortness of breath | 55,466 | 9.6% | 287 | 11.0% | 1,859 | 10.7% | 10,693 | 13.3% |
| Diarrhea | 17,190 | 3.0% | 120 | 4.6% | 493 | 2.8% | 3,159 | 3.9% |
| Myalgia | 16,616 | 2.9% | 140 | 5.4% | 379 | 2.2% | 2,505 | 3.1% |
| Malaise/Fatigue | 34,631 | 6.0% | 187 | 7.2% | 953 | 5.5% | 5,238 | 6.5% |
| Smell/Taste Disturbance | 14,971 | 2.6% | 90 | 3.4% | 276 | 1.6% | 2,272 | 2.8% |
| Nasal congestion | 10,040 | 1.7% | 47 | 1.8% | 175 | 1.0% | 1,434 | 1.8% |
| Sore throat | 26,273 | 4.5% | 130 | 5.0% | 659 | 3.8% | 2,450 | 3.0% |

Table 1d. Baseline Characteristics for Patients with COVID-19 from April 1, 2020 to March 21, 2021, Overall and by Race

| | All Patients | | American Indian or Alaska Native | | Asian | | Black or African American | |
|---|--------------|---------|----------------------------------|---------|--------|---------|---------------------------|---------|
| | Number | Percent | Number | Percent | Number | Percent | Number | Percent |
| Nausea or vomiting | 17,418 | 3.0% | 88 | 3.4% | 484 | 2.8% | 3,597 | 4.5% |
| Headache | 6,831 | 1.2% | 47 | 1.8% | 177 | 1.0% | 1,420 | 1.8% |
| Multi-system Inflammatory Syndrome | 382 | 0.1% | ***** | ***** | ***** | ***** | 122 | 0.2% |
| Laboratory Test Results (-1,14 days) | | | | | | | | |
| Platelet Count | 141,199 | 24.4% | 862 | 33.0% | 5,241 | 30.1% | 27,731 | 34.5% |
| 0-149999 /uL | 0 | 0.0% | 0 | 0.0% | 0 | 0.0% | 0 | 0.0% |
| 150000-449999 /uL | 0 | 0.0% | 0 | 0.0% | 0 | 0.0% | 0 | 0.0% |
| 450000+ /uL | 0 | 0.0% | 0 | 0.0% | 0 | 0.0% | 0 | 0.0% |
| 0-134 10*9/L | 3,210 | 2.3% | ***** | ***** | 76 | 1.5% | 428 | 1.5% |
| 135-316 10*9/L | 21,600 | 15.3% | 196 | 22.7% | 469 | 8.9% | 3,756 | 13.5% |
| 317+ 10*9/L | 3,485 | 2.5% | ***** | ***** | 56 | 1.1% | 809 | 2.9% |
| All Other or Missing Numeric Result Val | 113 | 0.1% | ***** | ***** | ***** | ***** | ***** | ***** |
| All Other Result Modifier Values | 1,602 | 1.1% | ***** | ***** | ***** | ***** | ***** | ***** |
| All Other Result Unit Values | 111,189 | 78.7% | 578 | 67.1% | 4,607 | 87.9% | 22,091 | 79.7% |
| Missing Record | 438,456 | 75.6% | 1,747 | 67.0% | 12,146 | 69.9% | 52,734 | 65.5% |
| Bilirubin, Direct | 31,864 | 5.5% | 299 | 11.5% | 2,323 | 13.4% | 5,361 | 6.7% |
| 0-0.3 mg/dL | 19,211 | 60.3% | 138 | 46.2% | 1,577 | 67.9% | 3,277 | 61.1% |
| 0.3+ mg/dL | 231 | 0.7% | ***** | ***** | ***** | ***** | 45 | 0.8% |
| All Other or Missing Numeric Result Val | 6,444 | 20.2% | ***** | ***** | ***** | ***** | ***** | ***** |
| All Other Result Modifier Values | 5,978 | 18.8% | ***** | ***** | ***** | ***** | ***** | ***** |
| All Other Result Unit Values | 0 | 0.0% | 0 | 0.0% | 0 | 0.0% | 0 | 0.0% |
| Missing Record | 547,791 | 94.5% | 2,310 | 88.5% | 15,064 | 86.6% | 75,104 | 93.3% |
| Bilirubin Total | 117,867 | 20.3% | 731 | 28.0% | 4,520 | 26.0% | 23,124 | 28.7% |
| 0-1 mg/dL | 100,269 | 85.1% | 626 | 85.6% | 3,901 | 86.3% | 19,484 | 84.3% |
| 1-1.2 mg/dL | 5,601 | 4.8% | 35 | 4.8% | 211 | 4.7% | 1,085 | 4.7% |
| 1.2+ mg/dL | 8,658 | 7.3% | 61 | 8.3% | 321 | 7.1% | 1,824 | 7.9% |
| All Other or Missing Numeric Result Val | 140 | 0.1% | ***** | ***** | ***** | ***** | ***** | ***** |
| All Other Result Modifier Values | 3,181 | 2.7% | ***** | ***** | ***** | ***** | ***** | ***** |
| All Other Result Unit Values | 18 | 0.0% | 0 | 0.0% | 0 | 0.0% | ***** | ***** |
| Missing Record | 461,788 | 79.7% | 1,878 | 72.0% | 12,867 | 74.0% | 57,341 | 71.3% |

Table 1d. Baseline Characteristics for Patients with COVID-19 from April 1, 2020 to March 21, 2021, Overall and by Race

| | All Patients | | American Indian or Alaska Native | | Asian | | Black or African American | |
|--|--------------|---------|----------------------------------|---------|--------|---------|---------------------------|---------|
| | Number | Percent | Number | Percent | Number | Percent | Number | Percent |
| Bilirubin, Indirect | 11,047 | 1.9% | 73 | 2.8% | 996 | 5.7% | 1,982 | 2.5% |
| 0-0.2 mg/dL | 1,827 | 16.5% | ***** | ***** | 149 | 15.0% | 343 | 17.3% |
| 0.2-0.8 mg/dL | 8,030 | 72.7% | 49 | 67.1% | 759 | 76.2% | 1,382 | 69.7% |
| 0.8+ mg/dL | 718 | 6.5% | ***** | ***** | 58 | 5.8% | 165 | 8.3% |
| All Other or Missing Numeric Result Values | 285 | 2.6% | ***** | ***** | ***** | ***** | ***** | ***** |
| All Other Result Modifier Values | 157 | 1.4% | ***** | ***** | ***** | ***** | ***** | ***** |
| All Other Result Unit Values | 30 | 0.3% | 0 | 0.0% | ***** | ***** | 0 | 0.0% |
| Missing Record | 568,608 | 98.1% | 2,536 | 97.2% | 16,391 | 94.3% | 78,483 | 97.5% |
| CRP | 62,978 | 10.9% | 474 | 18.2% | 2,914 | 16.8% | 11,505 | 14.3% |
| 0-0.8 mg/dL | 3,476 | 5.5% | ***** | ***** | 137 | 4.7% | 674 | 5.9% |
| 0.8+ mg/dL | 27,833 | 44.2% | 196 | 41.4% | 1,261 | 43.3% | 6,430 | 55.9% |
| All Other or Missing Numeric Result Values | 348 | 0.6% | ***** | ***** | ***** | ***** | ***** | ***** |
| All Other Result Modifier Values | 7,517 | 11.9% | ***** | ***** | ***** | ***** | ***** | ***** |
| All Other Result Unit Values | 23,804 | 37.8% | 212 | 44.7% | 1,281 | 44.0% | 3,079 | 26.8% |
| Missing Record | 516,677 | 89.1% | 2,135 | 81.8% | 14,473 | 83.2% | 68,960 | 85.7% |
| Ferritin | 61,409 | 10.6% | 433 | 16.6% | 2,825 | 16.2% | 12,578 | 15.6% |
| 0-11 ng/mL | 652 | 1.1% | ***** | ***** | 14 | 0.5% | 146 | 1.2% |
| 12-307 ng/mL | 21,401 | 34.8% | 111 | 25.6% | 656 | 23.2% | 4,658 | 37.0% |
| 308-336 ng/mL | 1,590 | 2.6% | ***** | ***** | 50 | 1.8% | 366 | 2.9% |
| 337+ ng/mL | 32,089 | 52.3% | 171 | 39.5% | 1,847 | 65.4% | 6,961 | 55.3% |
| All Other or Missing Numeric Result Values | 260 | 0.4% | ***** | ***** | ***** | ***** | ***** | ***** |
| All Other Result Modifier Values | 332 | 0.5% | ***** | ***** | ***** | ***** | ***** | ***** |
| All Other Result Unit Values | 5,085 | 8.3% | 130 | 30.0% | 186 | 6.6% | 269 | 2.1% |
| Missing Record | 518,246 | 89.4% | 2,176 | 83.4% | 14,562 | 83.8% | 67,887 | 84.4% |
| D-dimer | 28,697 | 5.0% | 226 | 8.7% | 743 | 4.3% | 7,577 | 9.4% |
| 0-500 ng/mL | 1,236 | 4.3% | ***** | ***** | 21 | 2.8% | 482 | 6.4% |
| 500+ ng/mL | 2,981 | 10.4% | ***** | ***** | 43 | 5.8% | 1,340 | 17.7% |
| All Other or Missing Numeric Result Values | 178 | 0.6% | ***** | ***** | ***** | ***** | ***** | ***** |
| All Other Result Modifier Values | 1,829 | 6.4% | ***** | ***** | ***** | ***** | ***** | ***** |
| All Other Result Unit Values | 22,473 | 78.3% | 219 | 96.9% | 622 | 83.7% | 5,246 | 69.2% |

Table 1d. Baseline Characteristics for Patients with COVID-19 from April 1, 2020 to March 21, 2021, Overall and by Race

| | All Patients | | American Indian or Alaska Native | | Asian | | Black or African American | |
|---|--------------|---------|----------------------------------|---------|--------|---------|---------------------------|---------|
| | Number | Percent | Number | Percent | Number | Percent | Number | Percent |
| Missing Record | 550,958 | 95.0% | 2,383 | 91.3% | 16,644 | 95.7% | 72,888 | 90.6% |
| CPK | 24,067 | 4.2% | 118 | 4.5% | 1,373 | 7.9% | 6,031 | 7.5% |
| 0-25 U/L | 803 | 3.3% | ***** | ***** | 42 | 3.1% | 91 | 1.5% |
| 26-192 U/L | 11,462 | 47.6% | 61 | 51.7% | 730 | 53.2% | 2,664 | 44.2% |
| 192+ U/L | 5,904 | 24.5% | ***** | ***** | 403 | 29.4% | 2,191 | 36.3% |
| All Other or Missing Numeric Result Val | 120 | 0.5% | ***** | ***** | ***** | ***** | ***** | ***** |
| All Other Result Modifier Values | 70 | 0.3% | ***** | ***** | ***** | ***** | ***** | ***** |
| All Other Result Unit Values | 5,708 | 23.7% | 30 | 25.4% | 191 | 13.9% | 1,016 | 16.8% |
| Missing Record | 555,588 | 95.8% | 2,491 | 95.5% | 16,014 | 92.1% | 74,434 | 92.5% |
| WBC Count | 140,061 | 24.2% | 854 | 32.7% | 5,192 | 29.9% | 27,589 | 34.3% |
| 0-4.5 10*9/L | 5,820 | 4.2% | ***** | ***** | 135 | 2.6% | 1,101 | 4.0% |
| 4.5-11 10*9/L | 19,148 | 13.7% | 183 | 21.4% | 416 | 8.0% | 3,342 | 12.1% |
| 11+ 10*9/L | 3,718 | 2.7% | ***** | ***** | 58 | 1.1% | 567 | 2.1% |
| All Other or Missing Numeric Result Val | 19 | 0.0% | ***** | ***** | ***** | ***** | ***** | ***** |
| All Other Result Modifier Values | 139 | 0.1% | ***** | ***** | ***** | ***** | ***** | ***** |
| All Other Result Unit Values | 111,217 | 79.4% | 570 | 66.7% | 4,572 | 88.1% | 22,546 | 81.7% |
| Missing Record | 439,594 | 75.8% | 1,755 | 67.3% | 12,195 | 70.1% | 52,876 | 65.7% |
| Absolute Lymphocyte Count | 115,389 | 19.9% | 716 | 27.4% | 4,485 | 25.8% | 23,631 | 29.4% |
| 0-0.94 10*9/L | 6,641 | 5.8% | 106 | 14.8% | 174 | 3.9% | 993 | 4.2% |
| 0.95-3.06 10*9/L | 9,628 | 8.3% | 104 | 14.5% | 271 | 6.0% | 1,919 | 8.1% |
| 3.07+ 10*9/L | 576 | 0.5% | ***** | ***** | 12 | 0.3% | 138 | 0.6% |
| All Other or Missing Numeric Result Val | ***** | ***** | ***** | ***** | ***** | ***** | ***** | ***** |
| All Other Result Modifier Values | ***** | ***** | ***** | ***** | ***** | ***** | ***** | ***** |
| All Other Result Unit Values | 98,350 | 85.2% | 501 | 70.0% | 4,022 | 89.7% | 20,544 | 86.9% |
| Missing Record | 464,266 | 80.1% | 1,893 | 72.6% | 12,902 | 74.2% | 56,834 | 70.6% |
| Sodium | 137,773 | 23.8% | 834 | 32.0% | 5,056 | 29.1% | 27,113 | 33.7% |
| 0-135 mEq/L | 0 | 0.0% | 0 | 0.0% | 0 | 0.0% | 0 | 0.0% |
| 135-145 mEq/L | 0 | 0.0% | 0 | 0.0% | 0 | 0.0% | 0 | 0.0% |
| 145+ mEq/L | 0 | 0.0% | 0 | 0.0% | 0 | 0.0% | 0 | 0.0% |
| All Other or Missing Numeric Result Val | 50 | 0.0% | ***** | ***** | ***** | ***** | ***** | ***** |

Table 1d. Baseline Characteristics for Patients with COVID-19 from April 1, 2020 to March 21, 2021, Overall and by Race

| | All Patients | | American Indian or Alaska Native | | Asian | | Black or African American | |
|---|--------------|---------|----------------------------------|---------|--------|---------|---------------------------|---------|
| | Number | Percent | Number | Percent | Number | Percent | Number | Percent |
| All Other Result Modifier Values | 126 | 0.1% | ***** | ***** | ***** | ***** | ***** | ***** |
| All Other Result Unit Values | 137,597 | 99.9% | 834 | 100.0% | 5,044 | 99.8% | 27,064 | 99.8% |
| Missing Record | 441,882 | 76.2% | 1,775 | 68.0% | 12,331 | 70.9% | 53,352 | 66.3% |
| Aspartate (AST) | 119,144 | 20.6% | 737 | 28.2% | 4,533 | 26.1% | 23,313 | 29.0% |
| 0-40 U/L | 55,506 | 46.6% | 313 | 42.5% | 1,855 | 40.9% | 11,052 | 47.4% |
| 40+ U/L | 25,376 | 21.3% | 200 | 27.1% | 1,273 | 28.1% | 5,083 | 21.8% |
| 0-40 [UI]/L | 0 | 0.0% | 0 | 0.0% | 0 | 0.0% | 0 | 0.0% |
| 40+ [UI]/L | 0 | 0.0% | 0 | 0.0% | 0 | 0.0% | 0 | 0.0% |
| All Other or Missing Numeric Result Val | 328 | 0.3% | ***** | ***** | ***** | ***** | ***** | ***** |
| All Other Result Modifier Values | 209 | 0.2% | ***** | ***** | ***** | ***** | ***** | ***** |
| All Other Result Unit Values | 37,725 | 31.7% | 223 | 30.3% | 1,372 | 30.3% | 7,040 | 30.2% |
| Missing Record | 460,511 | 79.4% | 1,872 | 71.8% | 12,854 | 73.9% | 57,152 | 71.0% |
| Alanine (ALT) | 117,365 | 20.2% | 732 | 28.1% | 4,490 | 25.8% | 23,046 | 28.6% |
| 0-40 U/L | 55,858 | 47.6% | 339 | 46.3% | 2,013 | 44.8% | 12,088 | 52.5% |
| 40+ U/L | 23,204 | 19.8% | 168 | 23.0% | 1,068 | 23.8% | 3,774 | 16.4% |
| 0-40 [UI]/L | 0 | 0.0% | 0 | 0.0% | 0 | 0.0% | 0 | 0.0% |
| 40+ [UI]/L | 0 | 0.0% | 0 | 0.0% | 0 | 0.0% | 0 | 0.0% |
| All Other or Missing Numeric Result Val | 109 | 0.1% | ***** | ***** | ***** | ***** | ***** | ***** |
| All Other Result Modifier Values | 991 | 0.8% | ***** | ***** | ***** | ***** | ***** | ***** |
| All Other Result Unit Values | 37,203 | 31.7% | 220 | 30.1% | 1,356 | 30.2% | 6,939 | 30.1% |
| Missing Record | 462,290 | 79.8% | 1,877 | 71.9% | 12,897 | 74.2% | 57,419 | 71.4% |
| Venous Lactate | 13,269 | 2.3% | 57 | 2.2% | 857 | 4.9% | 2,719 | 3.4% |
| 0-0.5 mmol/L | 76 | 0.6% | 0 | 0.0% | ***** | ***** | 13 | 0.5% |
| 0.5-2.2 mmol/L | 10,894 | 82.1% | 45 | 78.9% | 668 | 77.9% | 2,157 | 79.3% |
| 2.2+ mmol/L | 2,123 | 16.0% | ***** | ***** | 173 | 20.2% | 515 | 18.9% |
| All Other or Missing Numeric Result Val | ***** | ***** | ***** | ***** | ***** | ***** | ***** | ***** |
| All Other Result Modifier Values | ***** | ***** | ***** | ***** | ***** | ***** | ***** | ***** |
| All Other Result Unit Values | 0 | 0.0% | 0 | 0.0% | 0 | 0.0% | 0 | 0.0% |
| Missing Record | 566,386 | 97.7% | 2,552 | 97.8% | 16,530 | 95.1% | 77,746 | 96.6% |

Table 1d. Baseline Characteristics for Patients with COVID-19 from April 1, 2020 to March 21, 2021, Overall and by Race

| | All Patients | | American Indian or Alaska Native | | Asian | | Black or African American | |
|--|--------------|---------|----------------------------------|---------|--------|---------|---------------------------|---------|
| | Number | Percent | Number | Percent | Number | Percent | Number | Percent |
| Troponin I | 63,214 | 10.9% | 322 | 12.3% | 2,603 | 15.0% | 13,911 | 17.3% |
| 0-0.04 ng/mL | 16,222 | 25.7% | 109 | 33.9% | 822 | 31.6% | 3,521 | 25.3% |
| 0.04+ ng/mL | 9,353 | 14.8% | 40 | 12.4% | 410 | 15.8% | 2,487 | 17.9% |
| All Other or Missing Numeric Result Values | 5,377 | 8.5% | ***** | ***** | ***** | ***** | ***** | ***** |
| All Other Result Modifier Values | 30,708 | 48.6% | ***** | ***** | ***** | ***** | ***** | ***** |
| All Other Result Unit Values | 1,554 | 2.5% | ***** | ***** | ***** | ***** | 587 | 4.2% |
| Missing Record | 516,441 | 89.1% | 2,287 | 87.7% | 14,784 | 85.0% | 66,554 | 82.7% |
| Troponin I, High Sensitivity | 115 | 0.0% | ***** | ***** | 15 | 0.1% | ***** | ***** |
| 0-14 ng/L | 0 | 0.0% | 0 | 0.0% | 0 | 0.0% | 0 | 0.0% |
| 15+ ng/L | 0 | 0.0% | 0 | 0.0% | 0 | 0.0% | 0 | 0.0% |
| All Other or Missing Numeric Result Values | 0 | 0.0% | ***** | ***** | ***** | ***** | ***** | ***** |
| All Other Result Modifier Values | 24 | 20.9% | ***** | ***** | ***** | ***** | ***** | ***** |
| All Other Result Unit Values | 91 | 79.1% | 0 | 0.0% | 14 | 93.3% | ***** | ***** |
| Missing Record | 579,540 | 100.0% | 2,608 | 100.0% | 17,372 | 99.9% | 80,455 | 100.0% |
| BNP | 36,830 | 6.4% | 188 | 7.2% | 1,335 | 7.7% | 8,419 | 10.5% |
| 0-99 pg/mL | 20,350 | 55.3% | 101 | 53.7% | 744 | 55.7% | 4,864 | 57.8% |
| 100+ pg/mL | 11,706 | 31.8% | 50 | 26.6% | 397 | 29.7% | 2,298 | 27.3% |
| All Other or Missing Numeric Result Values | 700 | 1.9% | ***** | ***** | ***** | ***** | ***** | ***** |
| All Other Result Modifier Values | 4,058 | 11.0% | ***** | ***** | ***** | ***** | ***** | ***** |
| All Other Result Unit Values | 16 | 0.0% | 0 | 0.0% | 0 | 0.0% | ***** | ***** |
| Missing Record | 542,825 | 93.6% | 2,421 | 92.8% | 16,052 | 92.3% | 72,046 | 89.5% |
| Procalcitonin | 36,018 | 6.2% | 291 | 11.2% | 2,110 | 12.1% | 6,702 | 8.3% |
| 0-0.15 ng/mL | 16,336 | 45.4% | 109 | 37.5% | 971 | 46.0% | 2,632 | 39.3% |
| 0.15+ ng/mL | 15,811 | 43.9% | 164 | 56.4% | 939 | 44.5% | 3,315 | 49.5% |
| All Other or Missing Numeric Result Values | 545 | 1.5% | ***** | ***** | ***** | ***** | ***** | ***** |
| All Other Result Modifier Values | 3,270 | 9.1% | ***** | ***** | ***** | ***** | ***** | ***** |
| All Other Result Unit Values | 56 | 0.2% | 0 | 0.0% | 0 | 0.0% | 34 | 0.5% |
| Missing Record | 543,637 | 93.8% | 2,318 | 88.8% | 15,277 | 87.9% | 73,763 | 91.7% |
| LDH | 50,762 | 8.8% | 381 | 14.6% | 2,564 | 14.7% | 10,000 | 12.4% |
| 0-80 U/L | 12 | 0.0% | 0 | 0.0% | 0 | 0.0% | ***** | ***** |

Table 1d. Baseline Characteristics for Patients with COVID-19 from April 1, 2020 to March 21, 2021, Overall and by Race

| | All Patients | | American Indian or Alaska Native | | Asian | | Black or African American | | |
|--|--------------|---------|----------------------------------|---------|--------|---------|---------------------------|---------|--|
| | Number | Percent | Number | Percent | Number | Percent | Number | Percent | |
| 80-225 U/L | 8,613 | 17.0% | 51 | 13.4% | 261 | 10.2% | 1,690 | 16.9% | |
| 225+ U/L | 25,983 | 51.2% | 219 | 57.5% | 1,373 | 53.5% | 5,869 | 58.7% | |
| All Other or Missing Numeric Result Values | 1,034 | 2.0% | ***** | ***** | ***** | ***** | ***** | ***** | |
| All Other Result Modifier Values | 37 | 0.1% | ***** | ***** | ***** | ***** | ***** | ***** | |
| All Other Result Unit Values | 15,083 | 29.7% | 109 | 28.6% | 803 | 31.3% | 2,255 | 22.6% | |
| Missing Record | 528,893 | 91.2% | 2,228 | 85.4% | 14,823 | 85.3% | 70,465 | 87.6% | |
| PT/INR | 48,899 | 8.4% | 326 | 12.5% | 2,340 | 13.5% | 10,354 | 12.9% | |
| 0-11 s | 0 | 0.0% | 0 | 0.0% | 0 | 0.0% | 0 | 0.0% | |
| 11-13.4 s | 0 | 0.0% | 0 | 0.0% | 0 | 0.0% | 0 | 0.0% | |
| 13.4+ s | 0 | 0.0% | 0 | 0.0% | 0 | 0.0% | 0 | 0.0% | |
| 0-0.8 | ***** | ***** | ***** | ***** | 0 | 0.0% | 0 | 0.0% | |
| 0.8-1.1 | 923 | 1.9% | ***** | ***** | 15 | 0.6% | 330 | 3.2% | |
| 1.1+ | 1,457 | 3.0% | ***** | ***** | 16 | 0.7% | 636 | 6.1% | |
| All Other or Missing Numeric Result Values | 30 | 0.1% | ***** | ***** | ***** | ***** | ***** | ***** | |
| All Other Result Modifier Values | 103 | 0.2% | ***** | ***** | ***** | ***** | ***** | ***** | |
| All Other Result Unit Values | 46,385 | 94.9% | 325 | 99.7% | 2,305 | 98.5% | 9,347 | 90.3% | |
| Missing Record | 530,756 | 91.6% | 2,283 | 87.5% | 15,047 | 86.5% | 70,111 | 87.1% | |
| Index Criteria (-7, 1 days) | | | | | | | | | |
| COVID Lab | 422,049 | 72.8% | 1,734 | 66.5% | 12,706 | 73.1% | 55,409 | 68.9% | |
| Borderline | 0 | 0.0% | 0 | 0.0% | 0 | 0.0% | 0 | 0.0% | |
| Detected | 165,727 | 39.3% | 844 | 48.7% | 4,393 | 34.6% | 22,307 | 40.3% | |
| Inconclusive | 117 | 0.0% | 0 | 0.0% | ***** | ***** | 50 | 0.1% | |
| Negative | 24,108 | 5.7% | 68 | 3.9% | 999 | 7.9% | 3,020 | 5.5% | |
| Not Detected | 3,187 | 0.8% | ***** | ***** | 76 | 0.6% | 697 | 1.3% | |
| Positive | 190,030 | 45.0% | 689 | 39.7% | 6,465 | 50.9% | 24,897 | 44.9% | |
| Presumptive Positive | 213 | 0.1% | 0 | 0.0% | 15 | 0.1% | 31 | 0.1% | |
| SARS Coronavirus 2 | 0 | 0.0% | 0 | 0.0% | 0 | 0.0% | 0 | 0.0% | |
| Undetermined | 593 | 0.1% | ***** | ***** | 22 | 0.2% | 84 | 0.2% | |
| All Other Result Qual Values | 38,074 | 9.0% | 108 | 6.2% | 734 | 5.8% | 4,323 | 7.8% | |
| Missing Record | 157,606 | 27.2% | 875 | 33.5% | 4,681 | 26.9% | 25,056 | 31.1% | |

Table 1d. Baseline Characteristics for Patients with COVID-19 from April 1, 2020 to March 21, 2021, Overall and by Race

| | All Patients | | American Indian or Alaska Native | | Asian | | Black or African American | |
|--|--------------|---------|----------------------------------|---------|--------|---------|---------------------------|---------|
| | Number | Percent | Number | Percent | Number | Percent | Number | Percent |
| COVID Diagnosis | 411,276 | 71.0% | 2,013 | 77.2% | 12,157 | 69.9% | 60,047 | 74.6% |
| Hospitalized for COVID | 61,312 | 10.6% | 463 | 17.7% | 2,390 | 13.7% | 13,401 | 16.7% |
| Medical Utilization (-183, -1 days) | | | | | | | | |
| Any (1) Diagnosis or Procedure | 348,115 | 60.1% | 1,605 | 61.5% | 9,747 | 56.1% | 50,588 | 62.9% |
| Any (2) Diagnoses or Procedures | 245,446 | 42.3% | 1,197 | 45.9% | 6,470 | 37.2% | 37,136 | 46.2% |
| Any (3) Diagnoses or Procedures | 183,826 | 31.7% | 924 | 35.4% | 4,606 | 26.5% | 28,824 | 35.8% |
| Any (1) Inpatient Diagnosis or Procedure | 27,596 | 4.8% | 161 | 6.2% | 828 | 4.8% | 5,763 | 7.2% |
| Any (2) Inpatient Diagnoses or Procedure: | 20,539 | 3.5% | 126 | 4.8% | 545 | 3.1% | 4,563 | 5.7% |
| Any (3) Inpatient Diagnoses or Procedure: | 16,464 | 2.8% | 105 | 4.0% | 424 | 2.4% | 3,782 | 4.7% |
| Any (1) Institutional Stay Diagnosis or Procedure | 466 | 0.1% | ***** | ***** | ***** | ***** | 42 | 0.1% |
| Any (2) Institutional Stay Diagnoses or Procedures | 313 | 0.1% | ***** | ***** | ***** | ***** | 20 | 0.0% |
| Any (3) Institutional Stay Diagnoses or Procedures | 237 | 0.0% | ***** | ***** | ***** | ***** | 16 | 0.0% |
| Any (1) Emergency Department Diagnosis or Procedure | 49,785 | 8.6% | 284 | 10.9% | 1,236 | 7.1% | 12,766 | 15.9% |
| Any (2) Emergency Department Diagnoses or Procedures | 17,029 | 2.9% | 107 | 4.1% | 395 | 2.3% | 4,869 | 6.1% |
| Any (3) Emergency Department Diagnoses or Procedures | 7,802 | 1.3% | 48 | 1.8% | 205 | 1.2% | 2,303 | 2.9% |
| Any (1) Ambulatory Diagnosis or Procedure | 285,171 | 49.2% | 1,378 | 52.8% | 7,704 | 44.3% | 39,693 | 49.3% |
| Any (2) Ambulatory Diagnoses or Procedures | 184,671 | 31.9% | 943 | 36.1% | 4,596 | 26.4% | 26,985 | 33.5% |
| Any (3) Ambulatory Diagnoses or Procedures | 128,297 | 22.1% | 666 | 25.5% | 3,025 | 17.4% | 19,272 | 24.0% |
| Any (1) Other Ambulatory Diagnosis or Procedure | 99,013 | 17.1% | 436 | 16.7% | 3,075 | 17.7% | 16,000 | 19.9% |

Table 1d. Baseline Characteristics for Patients with COVID-19 from April 1, 2020 to March 21, 2021, Overall and by Race

| | All Patients | | American Indian or Alaska Native | | Asian | | Black or African American | |
|--|--------------|---------|----------------------------------|---------|--------|---------|---------------------------|---------|
| | Number | Percent | Number | Percent | Number | Percent | Number | Percent |
| Any (2) Other Ambulatory Diagnoses or Procedures | 55,537 | 9.6% | 260 | 10.0% | 1,644 | 9.5% | 9,311 | 11.6% |
| Any (3) Other Ambulatory Diagnoses or Procedures | 35,552 | 6.1% | 180 | 6.9% | 1,022 | 5.9% | 6,131 | 7.6% |
| Drug Utilization (-183, -1 days) | | | | | | | | |
| Any (1) Prescription | 255,470 | 44.1% | 1,257 | 48.2% | 6,853 | 39.4% | 40,676 | 50.6% |
| Any (2) Prescriptions | 174,958 | 30.2% | 885 | 33.9% | 4,383 | 25.2% | 28,260 | 35.1% |
| Any (3) Prescriptions | 128,353 | 22.1% | 664 | 25.5% | 2,988 | 17.2% | 21,304 | 26.5% |
| Any (1) Dispensings | 114,607 | 19.8% | 724 | 27.8% | 2,666 | 15.3% | 17,399 | 21.6% |
| Any (2) Dispensings | 93,397 | 16.1% | 611 | 23.4% | 1,980 | 11.4% | 13,614 | 16.9% |
| Any (3) Dispensings | 79,839 | 13.8% | 514 | 19.7% | 1,599 | 9.2% | 11,589 | 14.4% |
| Any (1) Medical Administration | 100,791 | 17.4% | 554 | 21.2% | 2,461 | 14.2% | 19,090 | 23.7% |
| Any (2) Medical Administrations | 51,249 | 8.8% | 304 | 11.7% | 1,181 | 6.8% | 10,249 | 12.7% |
| Any (3) Medical Administrations | 34,842 | 6.0% | 209 | 8.0% | 773 | 4.4% | 7,167 | 8.9% |

Table 1d. Baseline Characteristics for Patients with COVID-19 from April 1, 2020 to March 21, 2021, Overall and by Race

| | Native Hawaiian or Other Pacific Islander | | White | | Other | | Missing | |
|---|---|--------------------|---------|--------------------|--------|--------------------|---------|--------------------|
| | Number | Percent | Number | Percent | Number | Percent | Number | Percent |
| Number of unique patients | 1,691 | | 378,470 | | 44,715 | | 54,318 | |
| Age (years) | Mean | Standard Deviation | Mean | Standard Deviation | Mean | Standard Deviation | Mean | Standard Deviation |
| Mean Age | 37.9 | 17.7 | 43.6 | 19.9 | 37.8 | 18.1 | 37.8 | 18.3 |
| | Number | Percent | Number | Percent | Number | Percent | Number | Percent |
| 0-5 | 47 | 2.8% | 12,185 | 3.2% | 2,109 | 4.7% | 2,682 | 4.9% |
| 6-11 | 62 | 3.7% | 13,632 | 3.6% | 1,958 | 4.4% | 2,579 | 4.7% |
| 12-18 | 135 | 8.0% | 30,264 | 8.0% | 3,594 | 8.0% | 4,675 | 8.6% |
| 19-29 | 361 | 21.3% | 61,096 | 16.1% | 8,674 | 19.4% | 11,140 | 20.5% |
| 30-39 | 342 | 20.2% | 51,183 | 13.5% | 8,175 | 18.3% | 9,161 | 16.9% |
| 40-49 | 271 | 16.0% | 50,983 | 13.5% | 7,508 | 16.8% | 8,183 | 15.1% |
| 50-64 | 330 | 19.5% | 85,150 | 22.5% | 8,251 | 18.5% | 9,842 | 18.1% |
| 65-74 | 100 | 5.9% | 41,159 | 10.9% | 2,777 | 6.2% | 3,619 | 6.7% |
| 75+ | 43 | 2.5% | 32,818 | 8.7% | 1,669 | 3.7% | 2,437 | 4.5% |
| Sex | | | | | | | | |
| Female | 921 | 54.5% | 202,274 | 53.4% | 23,518 | 52.6% | 26,718 | 49.2% |
| Male | 770 | 45.5% | 176,196 | 46.6% | 21,197 | 47.4% | 27,600 | 50.8% |
| Race | | | | | | | | |
| American Indian or Alaska Native | 0 | 0.0% | 0 | 0.0% | 0 | 0.0% | 0 | 0.0% |
| Asian | 0 | 0.0% | 0 | 0.0% | 0 | 0.0% | 0 | 0.0% |
| Black or African American | 0 | 0.0% | 0 | 0.0% | 0 | 0.0% | 0 | 0.0% |
| Native Hawaiian or Other Pacific Islander | 1,691 | 100.0% | 0 | 0.0% | 0 | 0.0% | 0 | 0.0% |
| White | 0 | 0.0% | 378,470 | 100.0% | 0 | 0.0% | 0 | 0.0% |
| Other | 0 | 0.0% | 0 | 0.0% | 44,715 | 100.0% | 0 | 0.0% |
| Missing | 0 | 0.0% | 0 | 0.0% | 0 | 0.0% | 54,318 | 100.0% |
| Hispanic | | | | | | | | |
| Yes | 339 | 20.0% | 49,380 | 13.0% | 28,310 | 63.3% | 13,835 | 25.5% |
| No | 1,234 | 73.0% | 317,457 | 83.9% | 11,317 | 25.3% | 10,130 | 18.6% |
| Other | ***** | ***** | 937 | 0.2% | 1,267 | 2.8% | 29,885 | 55.0% |
| Missing | ***** | ***** | 10,696 | 2.8% | 3,821 | 8.5% | 468 | 0.9% |
| Index Year | | | | | | | | |
| 2020 | 1,344 | 79.5% | 278,355 | 73.5% | 34,608 | 77.4% | 41,174 | 75.8% |

Table 1d. Baseline Characteristics for Patients with COVID-19 from April 1, 2020 to March 21, 2021, Overall and by Race

| | Native Hawaiian or Other Pacific Islander | | White | | Other | | Missing | |
|--------------------------------|---|---------|---------|---------|--------|---------|---------|---------|
| | Number | Percent | Number | Percent | Number | Percent | Number | Percent |
| 2021 | 347 | 20.5% | 100,115 | 26.5% | 10,107 | 22.6% | 13,144 | 24.2% |
| Index Month and Year | | | | | | | | |
| Apr-20 | 54 | 3.2% | 11,012 | 2.9% | 2,877 | 6.4% | 3,914 | 7.2% |
| May-20 | 107 | 6.3% | 9,197 | 2.4% | 2,283 | 5.1% | 2,513 | 4.6% |
| Jun-20 | 106 | 6.3% | 17,889 | 4.7% | 4,512 | 10.1% | 3,496 | 6.4% |
| Jul-20 | 153 | 9.0% | 24,948 | 6.6% | 5,147 | 11.5% | 4,371 | 8.0% |
| Aug-20 | 130 | 7.7% | 19,737 | 5.2% | 2,615 | 5.8% | 3,221 | 5.9% |
| Sep-20 | 93 | 5.5% | 20,500 | 5.4% | 2,396 | 5.4% | 3,158 | 5.8% |
| Oct-20 | 194 | 11.5% | 34,565 | 9.1% | 3,340 | 7.5% | 4,226 | 7.8% |
| Nov-20 | 265 | 15.7% | 75,074 | 19.8% | 5,434 | 12.2% | 8,351 | 15.4% |
| Dec-20 | 242 | 14.3% | 65,433 | 17.3% | 6,004 | 13.4% | 7,924 | 14.6% |
| Jan-21 | 212 | 12.5% | 55,636 | 14.7% | 5,663 | 12.7% | 6,802 | 12.5% |
| Feb-21 | 76 | 4.5% | 24,358 | 6.4% | 2,450 | 5.5% | 3,275 | 6.0% |
| Mar-21 | 59 | 3.5% | 20,121 | 5.3% | 1,994 | 4.5% | 3,067 | 5.6% |
| Census Bureau Region | | | | | | | | |
| Northeast | 123 | 7.3% | 34,626 | 9.1% | 8,361 | 18.7% | 11,453 | 21.1% |
| Midwest | 283 | 16.7% | 137,087 | 36.2% | 6,339 | 14.2% | 6,895 | 12.7% |
| South | 276 | 16.3% | 105,247 | 27.8% | 11,847 | 26.5% | 9,031 | 16.6% |
| West | 754 | 44.6% | 27,547 | 7.3% | 9,228 | 20.6% | 3,836 | 7.1% |
| Other | ***** | ***** | ***** | ***** | ***** | ***** | ***** | ***** |
| Missing | ***** | ***** | ***** | ***** | ***** | ***** | ***** | ***** |
| Rural/Urban¹ | | | | | | | | |
| Isolated | ***** | ***** | 8,820 | 2.3% | 225 | 0.5% | 321 | 0.6% |
| Large Rural | 55 | 3.3% | 21,994 | 5.8% | 1,243 | 2.8% | 1,125 | 2.1% |
| Small Rural | 19 | 1.1% | 12,310 | 3.3% | 587 | 1.3% | 837 | 1.5% |
| Urban | 1,375 | 81.3% | 271,582 | 71.8% | 35,595 | 79.6% | 29,526 | 54.4% |
| Missing | ***** | ***** | 63,764 | 16.8% | 7,065 | 15.8% | 22,509 | 41.4% |
| SES² | | | | | | | | |
| Q1 | 345 | 20.4% | 131,490 | 34.7% | 6,546 | 14.6% | 8,493 | 15.6% |
| Q2 | 317 | 18.7% | 77,297 | 20.4% | 8,068 | 18.0% | 6,599 | 12.1% |

Table 1d. Baseline Characteristics for Patients with COVID-19 from April 1, 2020 to March 21, 2021, Overall and by Race

| | Native Hawaiian or Other Pacific Islander | | White | | Other | | Missing | |
|--|---|---------|--------|---------|--------|---------|---------|---------|
| | Number | Percent | Number | Percent | Number | Percent | Number | Percent |
| Q3 | 330 | 19.5% | 62,608 | 16.5% | 9,216 | 20.6% | 6,226 | 11.5% |
| Q4 | 464 | 27.4% | 43,278 | 11.4% | 13,815 | 30.9% | 10,489 | 19.3% |
| Missing | 235 | 13.9% | 63,797 | 16.9% | 7,070 | 15.8% | 22,511 | 41.4% |
| Patient Vitals | | | | | | | | |
| BMI by Age: 0-1 years³ | | | | | | | | |
| Underweight (<2.3rd percentile) | ***** | ***** | 174 | 3.5% | 50 | 5.1% | 28 | 2.5% |
| Normal weight (2.3rd - <97.7th percentile) | 11 | 57.9% | 2,053 | 41.3% | 379 | 38.5% | 465 | 40.9% |
| Overweight/obese (97.7th - <99th percentile) | 0 | 0.0% | 99 | 2.0% | 23 | 2.3% | 19 | 1.7% |
| Severely obese (>=99th percentile) | ***** | ***** | 184 | 3.7% | 47 | 4.8% | 40 | 3.5% |
| All Other BMI Values | ***** | ***** | ***** | ***** | ***** | ***** | ***** | ***** |
| BMI Missing | ***** | ***** | ***** | ***** | ***** | ***** | ***** | ***** |
| BMI by Age: 2-5 years | | | | | | | | |
| Underweight (<5th percentile) | ***** | ***** | 116 | 1.6% | 14 | 1.2% | 18 | 1.2% |
| Normal weight (5th - <85th percentile) | ***** | ***** | 1,561 | 21.6% | 227 | 20.2% | 296 | 19.1% |
| Overweight (85th - <95th percentile) | ***** | ***** | 429 | 5.9% | 64 | 5.7% | 70 | 4.5% |
| Obese (95th - <120% of 95th percentile) | ***** | ***** | 324 | 4.5% | 63 | 5.6% | 74 | 4.8% |
| Severely obese (>=120% of 95th percentile) | ***** | ***** | 83 | 1.2% | 19 | 1.7% | 23 | 1.5% |
| All Other BMI Values | ***** | ***** | ***** | ***** | ***** | ***** | ***** | ***** |
| BMI Missing | ***** | ***** | ***** | ***** | ***** | ***** | ***** | ***** |
| BMI by Age: 6-11 years | | | | | | | | |
| Underweight (<5th percentile) | ***** | ***** | 94 | 0.7% | 11 | 0.6% | 16 | 0.6% |
| Normal weight (5th - <85th percentile) | ***** | ***** | 2,137 | 15.7% | 243 | 12.4% | 229 | 8.9% |
| Overweight (85th - <95th percentile) | ***** | ***** | 641 | 4.7% | 103 | 5.3% | 114 | 4.4% |
| Obese (95th - <120% of 95th percentile) | ***** | ***** | 476 | 3.5% | 96 | 4.9% | 102 | 4.0% |
| Severely obese (>=120% of 95th percentile) | ***** | ***** | 260 | 1.9% | 77 | 3.9% | 61 | 2.4% |
| All Other BMI Values | ***** | ***** | ***** | ***** | ***** | ***** | ***** | ***** |
| BMI Missing | ***** | ***** | ***** | ***** | ***** | ***** | ***** | ***** |
| BMI by Age: 12-17 years | | | | | | | | |
| Underweight (<5th percentile) | ***** | ***** | 174 | 0.7% | 18 | 0.6% | 14 | 0.4% |
| Normal weight (5th - <85th percentile) | ***** | ***** | 4,465 | 18.2% | 355 | 12.1% | 377 | 10.1% |

Table 1d. Baseline Characteristics for Patients with COVID-19 from April 1, 2020 to March 21, 2021, Overall and by Race

| | Native Hawaiian or Other Pacific Islander | | White | | Other | | Missing | |
|--|---|---------|---------|---------|--------|---------|---------|---------|
| | Number | Percent | Number | Percent | Number | Percent | Number | Percent |
| Overweight (85th - <95th percentile) | ***** | ***** | 1,207 | 4.9% | 134 | 4.6% | 132 | 3.6% |
| Obese (95th - <120% of 95th percentile) | ***** | ***** | 929 | 3.8% | 136 | 4.6% | 132 | 3.6% |
| Severely obese (>=120% of 95th percentile) | ***** | ***** | 620 | 2.5% | 113 | 3.9% | 88 | 2.4% |
| All Other BMI Values | ***** | ***** | ***** | ***** | ***** | ***** | ***** | ***** |
| BMI Missing | ***** | ***** | ***** | ***** | ***** | ***** | ***** | ***** |
| BMI by Age: 18-19 years | | | | | | | | |
| Underweight (<5th percentile) | 0 | 0.0% | 94 | 0.8% | ***** | ***** | ***** | ***** |
| Normal weight (5th - <85th percentile) | ***** | ***** | 1,901 | 15.9% | 193 | 13.4% | 164 | 8.3% |
| Overweight (85th - <95th percentile) | ***** | ***** | 469 | 3.9% | 56 | 3.9% | 48 | 2.4% |
| Obese (95th - <120% of 95th percentile) | ***** | ***** | 315 | 2.6% | 48 | 3.3% | 42 | 2.1% |
| Severely obese (>=120% of 95th percentile) | ***** | ***** | 239 | 2.0% | 32 | 2.2% | 24 | 1.2% |
| All Other BMI Values | ***** | ***** | ***** | ***** | ***** | ***** | ***** | ***** |
| BMI Missing | ***** | ***** | ***** | ***** | ***** | ***** | ***** | ***** |
| BMI by Age: 20-65+ years | | | | | | | | |
| Underweight (<18.5 kg/m2) | ***** | ***** | 1,485 | 0.5% | 107 | 0.3% | 154 | 0.4% |
| Normal weight (18.5 - <25 kg/m2) | 43 | 3.0% | 27,788 | 8.8% | 2,296 | 6.3% | 2,248 | 5.2% |
| Overweight (25 - <30 kg/m2) | 108 | 7.6% | 37,733 | 11.9% | 3,759 | 10.4% | 3,047 | 7.0% |
| Obese (>=30 kg/m2) | 316 | 22.3% | 58,023 | 18.4% | 5,427 | 15.0% | 4,167 | 9.6% |
| BMI Missing | 947 | 66.7% | 191,157 | 60.5% | 24,686 | 68.1% | 33,748 | 77.8% |
| Smoking Status | | | | | | | | |
| Current every day smoker | ***** | ***** | 5,611 | 1.5% | 281 | 0.6% | 341 | 0.6% |
| Current some day smoker | ***** | ***** | 1,366 | 0.4% | 148 | 0.3% | 110 | 0.2% |
| Former smoker | 94 | 5.6% | 30,336 | 8.0% | 1,277 | 2.9% | 1,638 | 3.0% |
| Never smoker | 371 | 21.9% | 76,653 | 20.3% | 6,214 | 13.9% | 5,594 | 10.3% |
| Smoker, current status unknown | ***** | ***** | 434 | 0.1% | 23 | 0.1% | 31 | 0.1% |
| Unknown if ever smoked | ***** | ***** | 882 | 0.2% | 149 | 0.3% | 174 | 0.3% |
| Heavy tobacco smoker | 0 | 0.0% | 178 | 0.0% | ***** | ***** | ***** | ***** |
| Light tobacco smoker | ***** | ***** | 737 | 0.2% | 61 | 0.1% | 91 | 0.2% |
| No information | 112 | 6.6% | 35,619 | 9.4% | 4,042 | 9.0% | 2,019 | 3.7% |
| Other | 20 | 1.2% | 4,470 | 1.2% | 39 | 0.1% | 186 | 0.3% |
| Unknown | ***** | ***** | 1,775 | 0.5% | 471 | 1.1% | 462 | 0.9% |

Table 1d. Baseline Characteristics for Patients with COVID-19 from April 1, 2020 to March 21, 2021, Overall and by Race

| | Native Hawaiian or Other Pacific Islander | | White | | Other | | Missing | |
|--|---|---------|---------|---------|--------|---------|---------|---------|
| | Number | Percent | Number | Percent | Number | Percent | Number | Percent |
| All Other Smoking Values | 0 | 0.0% | 0 | 0.0% | 0 | 0.0% | 0 | 0.0% |
| Smoking Missing | 1,055 | 62.4% | 220,409 | 58.2% | 32,004 | 71.6% | 43,664 | 80.4% |
| Recorded History Of Prior to Index Event (-183, -1 days) | | | | | | | | |
| Combined comorbidity raw score | 0.3 | | 0.4 | | 0.3 | | 0.2 | |
| Asthma | 48 | 2.8% | 11,741 | 3.1% | 1,377 | 3.1% | 1,180 | 2.2% |
| Any Cancer | 39 | 2.3% | 13,628 | 3.6% | 870 | 1.9% | 690 | 1.3% |
| Chronic Obstructive Pulmonary Disease | 13 | 0.8% | 8,447 | 2.2% | 421 | 0.9% | 439 | 0.8% |
| Obesity | 118 | 7.0% | 23,958 | 6.3% | 2,297 | 5.1% | 1,568 | 2.9% |
| Chronic Kidney Disease | 96 | 5.7% | 16,230 | 4.3% | 1,402 | 3.1% | 786 | 1.4% |
| Diabetes Mellitus | 185 | 10.9% | 26,688 | 7.1% | 2,630 | 5.9% | 1,968 | 3.6% |
| Hypertension | 229 | 13.5% | 54,802 | 14.5% | 3,902 | 8.7% | 3,245 | 6.0% |
| Liver Disease | 16 | 0.9% | 6,710 | 1.8% | 715 | 1.6% | 516 | 0.9% |
| Vascular Disease | 124 | 7.3% | 37,550 | 9.9% | 2,469 | 5.5% | 1,910 | 3.5% |
| Congestive Heart Failure | 30 | 1.8% | 7,867 | 2.1% | 501 | 1.1% | 437 | 0.8% |
| Coronary Artery Disease | 61 | 3.6% | 16,472 | 4.4% | 1,001 | 2.2% | 822 | 1.5% |
| Solid Organ Transplant | ***** | ***** | 444 | 0.1% | 42 | 0.1% | 30 | 0.1% |
| Blood Stem Cell Transplant | ***** | ***** | 82 | 0.0% | 11 | 0.0% | ***** | ***** |
| HIV | ***** | ***** | 666 | 0.2% | 126 | 0.3% | 185 | 0.3% |
| Smoking | 53 | 3.1% | 18,805 | 5.0% | 1,477 | 3.3% | 628 | 1.2% |
| Neurologic Conditions | 33 | 2.0% | 11,952 | 3.2% | 808 | 1.8% | 678 | 1.2% |
| Sickle Cell Disease | 0 | 0.0% | 35 | 0.0% | 44 | 0.1% | 23 | 0.0% |
| Drug or alcohol Abuse/Dependence | ***** | ***** | 4,223 | 1.1% | 364 | 0.8% | 329 | 0.6% |
| Pulmonary Conditions (including ARDS, Acute Resp Failure, Pneumonia, Chronic Resp Failure) | 25 | 1.5% | 5,537 | 1.5% | 598 | 1.3% | 514 | 0.9% |
| Cystic Fibrosis | 0 | 0.0% | 146 | 0.0% | ***** | ***** | ***** | ***** |
| Interstitial Lung Disease | ***** | ***** | 1,292 | 0.3% | 113 | 0.3% | 84 | 0.2% |
| Recorded Use Of Prior to Index Event (-183, -1 days) | | | | | | | | |
| Immunosuppressants | 19 | 1.1% | 4,973 | 1.3% | 476 | 1.1% | 349 | 0.6% |
| Immune Modulators | 29 | 1.7% | 6,455 | 1.7% | 506 | 1.1% | 352 | 0.6% |
| Glucocorticoids - Systemic | 91 | 5.4% | 25,581 | 6.8% | 2,201 | 4.9% | 1,479 | 2.7% |

Table 1d. Baseline Characteristics for Patients with COVID-19 from April 1, 2020 to March 21, 2021, Overall and by Race

| | Native Hawaiian or Other Pacific Islander | | White | | Other | | Missing | |
|--|---|---------|--------|---------|--------|---------|---------|---------|
| | Number | Percent | Number | Percent | Number | Percent | Number | Percent |
| Glucocorticoids - Non-systemic (includes inhaled, ophthalmic, topical) | 36 | 2.1% | 11,968 | 3.2% | 1,114 | 2.5% | 996 | 1.8% |
| Glucocorticoids - Inhaled | ***** | ***** | 4,331 | 1.1% | 374 | 0.8% | 195 | 0.4% |
| Glucocorticoids - Ophthalmic | ***** | ***** | 1,287 | 0.3% | 91 | 0.2% | 90 | 0.2% |
| Glucocorticoids - Topical | 21 | 1.2% | 6,596 | 1.7% | 677 | 1.5% | 723 | 1.3% |
| Chemotherapy | ***** | ***** | 3,416 | 0.9% | 272 | 0.6% | 172 | 0.3% |
| Death Record from April 1, 2020 to March 21, 2021 | | | | | | | | |
| Death | 26 | 1.5% | 8,078 | 2.1% | 767 | 1.7% | 690 | 1.3% |
| Concurrent Use Of (-30, 0 days) | | | | | | | | |
| Angiotensin Converting Enzyme (ACE) Inhibitors Prescription | 33 | 2.0% | 6,609 | 1.7% | 632 | 1.4% | 575 | 1.1% |
| Angiotensin Converting Enzyme (ACE) Inhibitors Dispensing | 35 | 2.1% | 4,250 | 1.1% | 306 | 0.7% | 467 | 0.9% |
| Angiotensin II Receptor Blockers (ARBs) Prescription | 20 | 1.2% | 5,969 | 1.6% | 552 | 1.2% | 495 | 0.9% |
| Angiotensin II Receptor Blockers (ARBs) Dispensing | 23 | 1.4% | 3,254 | 0.9% | 193 | 0.4% | 324 | 0.6% |
| Vasopressors Prescription | ***** | ***** | 340 | 0.1% | 44 | 0.1% | 33 | 0.1% |
| Vasopressors Dispensing | 13 | 0.8% | 2,376 | 0.6% | 346 | 0.8% | 147 | 0.3% |
| Symptomatic Use (-1, 14 days) | | | | | | | | |
| Remdesivir | 85 | 5.0% | 15,904 | 4.2% | 1,816 | 4.1% | 1,428 | 2.6% |
| Monoclonal antibodies | ***** | ***** | 2,288 | 0.6% | 49 | 0.1% | 76 | 0.1% |
| Systemic glucocorticoids | 192 | 11.4% | 38,880 | 10.3% | 4,228 | 9.5% | 3,472 | 6.4% |
| Baricitinib | ***** | ***** | 199 | 0.1% | 13 | 0.0% | 59 | 0.1% |
| Tocilizumab | ***** | ***** | 80 | 0.0% | 23 | 0.1% | 32 | 0.1% |
| Hydroxychloroquine | 13 | 0.8% | 2,498 | 0.7% | 813 | 1.8% | 621 | 1.1% |
| Ivermectin | ***** | ***** | 1,018 | 0.3% | 36 | 0.1% | 44 | 0.1% |
| IL-1 inhibitors (aanakinra, cankinumab) | 0 | 0.0% | 69 | 0.0% | 14 | 0.0% | 96 | 0.2% |
| Azithromycin | 130 | 7.7% | 25,127 | 6.6% | 3,220 | 7.2% | 3,051 | 5.6% |
| Vitamin D | 127 | 7.5% | 20,950 | 5.5% | 2,713 | 6.1% | 2,016 | 3.7% |

Table 1d. Baseline Characteristics for Patients with COVID-19 from April 1, 2020 to March 21, 2021, Overall and by Race

| | Native Hawaiian or Other Pacific Islander | | White | | Other | | Missing | |
|--|---|---------|---------|---------|--------|---------|---------|---------|
| | Number | Percent | Number | Percent | Number | Percent | Number | Percent |
| Supplemental oxygen | 26 | 1.5% | 4,281 | 1.1% | 584 | 1.3% | 367 | 0.7% |
| High-flow nasal oxygen | ***** | ***** | 331 | 0.1% | 66 | 0.1% | 15 | 0.0% |
| Hemodialysis/filtration | 53 | 3.1% | 2,271 | 0.6% | 721 | 1.6% | 125 | 0.2% |
| Clinical Observations (-1, 14 days)⁴ | | | | | | | | |
| Respiratory rate | 754 | 44.6% | 41,171 | 10.9% | 12,332 | 27.6% | 11,377 | 20.9% |
| 0-22 /min | ***** | ***** | 1,232 | 3.0% | 0 | 0.0% | 2,468 | 21.7% |
| 22+ /min | ***** | ***** | 227 | 0.6% | 0 | 0.0% | 421 | 3.7% |
| 0-22 number of breaths | 0 | 0.0% | 0 | 0.0% | 0 | 0.0% | 0 | 0.0% |
| 22+ number of breaths | 0 | 0.0% | 0 | 0.0% | 0 | 0.0% | 0 | 0.0% |
| All Other or Missing Numeric Result Values | ***** | ***** | ***** | ***** | ***** | ***** | ***** | ***** |
| All Other Result Modifier Values | ***** | ***** | ***** | ***** | ***** | ***** | ***** | ***** |
| All Other Result Unit Values | 36 | 4.8% | 13,097 | 31.8% | 2,535 | 20.6% | 1,183 | 10.4% |
| Missing Record | 937 | 55.4% | 337,299 | 89.1% | 32,383 | 72.4% | 42,941 | 79.1% |
| Temperature | 257 | 15.2% | 32,423 | 8.6% | 6,648 | 14.9% | 8,227 | 15.1% |
| 0-100.4 [degF] | 31 | 12.1% | 5,611 | 17.3% | 1,145 | 17.2% | 963 | 11.7% |
| 100.4+ [degF] | ***** | ***** | 444 | 1.4% | 125 | 1.9% | 122 | 1.5% |
| 0-38 Cel | 0 | 0.0% | 3,102 | 9.6% | 444 | 6.7% | 28 | 0.3% |
| 38+ Cel | ***** | ***** | 80 | 0.2% | 27 | 0.4% | 0 | 0.0% |
| All Other or Missing Numeric Result Values | ***** | ***** | ***** | ***** | ***** | ***** | ***** | ***** |
| All Other Result Modifier Values | ***** | ***** | ***** | ***** | ***** | ***** | ***** | ***** |
| All Other Result Unit Values | 21 | 8.2% | 10,067 | 31.0% | 2,374 | 35.7% | 3,481 | 42.3% |
| Missing Record | 1,434 | 84.8% | 346,047 | 91.4% | 38,067 | 85.1% | 46,091 | 84.9% |
| Oxygen saturation | 750 | 44.4% | 33,338 | 8.8% | 11,898 | 26.6% | 7,674 | 14.1% |
| 0-94 % | ***** | ***** | 1,589 | 4.8% | 154 | 1.3% | 721 | 9.4% |
| 94+ % | 36 | 4.8% | 9,205 | 27.6% | 2,037 | 17.1% | 1,183 | 15.4% |
| All Other or Missing Numeric Result Values | ***** | ***** | ***** | ***** | ***** | ***** | ***** | ***** |
| All Other Result Modifier Values | ***** | ***** | ***** | ***** | ***** | ***** | ***** | ***** |
| All Other Result Unit Values | ***** | ***** | 509 | 1.5% | 62 | 0.5% | 17 | 0.2% |
| Missing Record | 941 | 55.6% | 345,132 | 91.2% | 32,817 | 73.4% | 46,644 | 85.9% |
| Heart rate | 214 | 12.7% | 45,429 | 12.0% | 5,903 | 13.2% | 10,779 | 19.8% |
| 0-60 bpm | 0 | 0.0% | 0 | 0.0% | 0 | 0.0% | 0 | 0.0% |

Table 1d. Baseline Characteristics for Patients with COVID-19 from April 1, 2020 to March 21, 2021, Overall and by Race

| | Native Hawaiian or Other Pacific Islander | | White | | Other | | Missing | |
|---|---|---------|---------|---------|--------|---------|---------|---------|
| | Number | Percent | Number | Percent | Number | Percent | Number | Percent |
| 60-100 bpm | 0 | 0.0% | 0 | 0.0% | 0 | 0.0% | 0 | 0.0% |
| 100+ bpm | 0 | 0.0% | 0 | 0.0% | 0 | 0.0% | 0 | 0.0% |
| All Other or Missing Numeric Result Values | ***** | ***** | ***** | ***** | ***** | ***** | ***** | ***** |
| All Other Result Modifier Values | ***** | ***** | ***** | ***** | ***** | ***** | ***** | ***** |
| All Other Result Unit Values | 42 | 19.6% | 36,890 | 81.2% | 3,983 | 67.5% | 9,643 | 89.5% |
| Missing Record | 1,477 | 87.3% | 333,041 | 88.0% | 38,812 | 86.8% | 43,539 | 80.2% |
| Symptoms (-1,14 days) | | | | | | | | |
| Abnormal Blood pressure | ***** | ***** | 1,431 | 0.4% | 154 | 0.3% | 176 | 0.3% |
| Fever +/- chills | 100 | 5.9% | 27,155 | 7.2% | 4,218 | 9.4% | 4,203 | 7.7% |
| Cough | 232 | 13.7% | 40,601 | 10.7% | 5,532 | 12.4% | 5,918 | 10.9% |
| Dyspnea/shortness of breath | 191 | 11.3% | 33,465 | 8.8% | 4,979 | 11.1% | 3,992 | 7.3% |
| Diarrhea | 51 | 3.0% | 10,602 | 2.8% | 1,573 | 3.5% | 1,192 | 2.2% |
| Myalgia | 67 | 4.0% | 10,150 | 2.7% | 1,884 | 4.2% | 1,491 | 2.7% |
| Malaise/Fatigue | 90 | 5.3% | 23,219 | 6.1% | 2,560 | 5.7% | 2,384 | 4.4% |
| Smell/Taste Disturbance | 65 | 3.8% | 9,371 | 2.5% | 1,253 | 2.8% | 1,644 | 3.0% |
| Nasal congestion | 11 | 0.7% | 6,930 | 1.8% | 637 | 1.4% | 806 | 1.5% |
| Sore throat | 100 | 5.9% | 17,736 | 4.7% | 2,396 | 5.4% | 2,802 | 5.2% |
| Nausea or vomiting | 47 | 2.8% | 10,582 | 2.8% | 1,483 | 3.3% | 1,137 | 2.1% |
| Headache | 27 | 1.6% | 3,704 | 1.0% | 858 | 1.9% | 598 | 1.1% |
| Multi-system Inflammatory Syndrome | 0 | 0.0% | 150 | 0.0% | 58 | 0.1% | 42 | 0.1% |
| Laboratory Test Results (-1,14 days) | | | | | | | | |
| Platelet Count | 415 | 24.5% | 84,787 | 22.4% | 12,750 | 28.5% | 9,413 | 17.3% |
| 0-149999 /uL | 0 | 0.0% | 0 | 0.0% | 0 | 0.0% | 0 | 0.0% |
| 150000-449999 /uL | 0 | 0.0% | 0 | 0.0% | 0 | 0.0% | 0 | 0.0% |
| 450000+ /uL | 0 | 0.0% | 0 | 0.0% | 0 | 0.0% | 0 | 0.0% |
| 0-134 10*9/L | ***** | ***** | 2,457 | 2.9% | 156 | 1.2% | 56 | 0.6% |
| 135-316 10*9/L | 59 | 14.2% | 15,256 | 18.0% | 1,382 | 10.8% | 482 | 5.1% |
| 317+ 10*9/L | ***** | ***** | 2,228 | 2.6% | 234 | 1.8% | 98 | 1.0% |
| All Other or Missing Numeric Result Values | ***** | ***** | ***** | ***** | ***** | ***** | ***** | ***** |
| All Other Result Modifier Values | ***** | ***** | ***** | ***** | ***** | ***** | ***** | ***** |
| All Other Result Unit Values | 344 | 82.9% | 63,955 | 75.4% | 10,889 | 85.4% | 8,725 | 92.7% |

Table 1d. Baseline Characteristics for Patients with COVID-19 from April 1, 2020 to March 21, 2021, Overall and by Race

| | Native Hawaiian or Other Pacific Islander | | White | | Other | | Missing | |
|--|---|---------|---------|---------|--------|---------|---------|---------|
| | Number | Percent | Number | Percent | Number | Percent | Number | Percent |
| Missing Record | 1,276 | 75.5% | 293,683 | 77.6% | 31,965 | 71.5% | 44,905 | 82.7% |
| Bilirubin, Direct | 85 | 5.0% | 17,491 | 4.6% | 3,394 | 7.6% | 2,911 | 5.4% |
| 0-0.3 mg/dL | 46 | 54.1% | 9,770 | 55.9% | 2,392 | 70.5% | 2,011 | 69.1% |
| 0.3+ mg/dL | 0 | 0.0% | 135 | 0.8% | 20 | 0.6% | 17 | 0.6% |
| All Other or Missing Numeric Result Values | ***** | ***** | ***** | ***** | ***** | ***** | ***** | ***** |
| All Other Result Modifier Values | ***** | ***** | ***** | ***** | ***** | ***** | ***** | ***** |
| All Other Result Unit Values | 0 | 0.0% | 0 | 0.0% | 0 | 0.0% | 0 | 0.0% |
| Missing Record | 1,606 | 95.0% | 360,979 | 95.4% | 41,321 | 92.4% | 51,407 | 94.6% |
| Bilirubin Total | 364 | 21.5% | 70,081 | 18.5% | 10,898 | 24.4% | 8,149 | 15.0% |
| 0-1 mg/dL | 318 | 87.4% | 60,053 | 85.7% | 8,947 | 82.1% | 6,940 | 85.2% |
| 1-1.2 mg/dL | 15 | 4.1% | 3,456 | 4.9% | 391 | 3.6% | 408 | 5.0% |
| 1.2+ mg/dL | 28 | 7.7% | 5,087 | 7.3% | 644 | 5.9% | 693 | 8.5% |
| All Other or Missing Numeric Result Values | ***** | ***** | ***** | ***** | ***** | ***** | ***** | ***** |
| All Other Result Modifier Values | ***** | ***** | ***** | ***** | ***** | ***** | ***** | ***** |
| All Other Result Unit Values | 0 | 0.0% | 14 | 0.0% | ***** | ***** | ***** | ***** |
| Missing Record | 1,327 | 78.5% | 308,389 | 81.5% | 33,817 | 75.6% | 46,169 | 85.0% |
| Bilirubin, Indirect | 16 | 0.9% | 5,765 | 1.5% | 95 | 0.2% | 2,120 | 3.9% |
| 0-0.2 mg/dL | ***** | ***** | 1,049 | 18.2% | 16 | 16.8% | 247 | 11.7% |
| 0.2-0.8 mg/dL | 13 | 81.3% | 4,129 | 71.6% | 58 | 61.1% | 1,640 | 77.4% |
| 0.8+ mg/dL | ***** | ***** | 351 | 6.1% | 17 | 17.9% | 124 | 5.8% |
| All Other or Missing Numeric Result Values | ***** | ***** | ***** | ***** | ***** | ***** | ***** | ***** |
| All Other Result Modifier Values | ***** | ***** | ***** | ***** | ***** | ***** | ***** | ***** |
| All Other Result Unit Values | 0 | 0.0% | 20 | 0.3% | ***** | ***** | ***** | ***** |
| Missing Record | 1,675 | 99.1% | 372,705 | 98.5% | 44,620 | 99.8% | 52,198 | 96.1% |
| CRP | 174 | 10.3% | 37,773 | 10.0% | 5,190 | 11.6% | 4,948 | 9.1% |
| 0-0.8 mg/dL | ***** | ***** | 2,041 | 5.4% | 256 | 4.9% | 335 | 6.8% |
| 0.8+ mg/dL | 83 | 47.7% | 15,561 | 41.2% | 1,199 | 23.1% | 3,103 | 62.7% |
| All Other or Missing Numeric Result Values | ***** | ***** | ***** | ***** | ***** | ***** | ***** | ***** |
| All Other Result Modifier Values | ***** | ***** | ***** | ***** | ***** | ***** | ***** | ***** |
| All Other Result Unit Values | 59 | 33.9% | 14,793 | 39.2% | 3,353 | 64.6% | 1,027 | 20.8% |
| Missing Record | 1,517 | 89.7% | 340,697 | 90.0% | 39,525 | 88.4% | 49,370 | 90.9% |

Table 1d. Baseline Characteristics for Patients with COVID-19 from April 1, 2020 to March 21, 2021, Overall and by Race

| | Native Hawaiian or Other Pacific Islander | | White | | Other | | Missing | |
|--|---|---------|---------|---------|--------|---------|---------|---------|
| | Number | Percent | Number | Percent | Number | Percent | Number | Percent |
| Ferritin | 158 | 9.3% | 35,734 | 9.4% | 4,917 | 11.0% | 4,764 | 8.8% |
| 0-11 ng/mL | ***** | ***** | 306 | 0.9% | 93 | 1.9% | 81 | 1.7% |
| 12-307 ng/mL | 54 | 34.2% | 12,221 | 34.2% | 1,830 | 37.2% | 1,871 | 39.3% |
| 308-336 ng/mL | ***** | ***** | 893 | 2.5% | 137 | 2.8% | 131 | 2.7% |
| 337+ ng/mL | 82 | 51.9% | 17,841 | 49.9% | 2,630 | 53.5% | 2,557 | 53.7% |
| All Other or Missing Numeric Result Valu | ***** | ***** | ***** | ***** | ***** | ***** | ***** | ***** |
| All Other Result Modifier Values | ***** | ***** | ***** | ***** | ***** | ***** | ***** | ***** |
| All Other Result Unit Values | 15 | 9.5% | 4,241 | 11.9% | 168 | 3.4% | 76 | 1.6% |
| Missing Record | 1,533 | 90.7% | 342,736 | 90.6% | 39,798 | 89.0% | 49,554 | 91.2% |
| D-dimer | 45 | 2.7% | 15,650 | 4.1% | 1,939 | 4.3% | 2,517 | 4.6% |
| 0-500 ng/mL | ***** | ***** | 301 | 1.9% | 78 | 4.0% | 353 | 14.0% |
| 500+ ng/mL | ***** | ***** | 667 | 4.3% | 29 | 1.5% | 901 | 35.8% |
| All Other or Missing Numeric Result Valu | ***** | ***** | ***** | ***** | ***** | ***** | ***** | ***** |
| All Other Result Modifier Values | ***** | ***** | ***** | ***** | ***** | ***** | ***** | ***** |
| All Other Result Unit Values | 42 | 93.3% | 13,600 | 86.9% | 1,633 | 84.2% | 1,111 | 44.1% |
| Missing Record | 1,646 | 97.3% | 362,820 | 95.9% | 42,776 | 95.7% | 51,801 | 95.4% |
| CPK | 43 | 2.5% | 11,101 | 2.9% | 2,150 | 4.8% | 3,251 | 6.0% |
| 0-25 U/L | ***** | ***** | 495 | 4.5% | 80 | 3.7% | 90 | 2.8% |
| 26-192 U/L | 19 | 44.2% | 4,898 | 44.1% | 1,026 | 47.7% | 2,064 | 63.5% |
| 192+ U/L | ***** | ***** | 1,886 | 17.0% | 447 | 20.8% | 945 | 29.1% |
| All Other or Missing Numeric Result Valu | ***** | ***** | ***** | ***** | ***** | ***** | ***** | ***** |
| All Other Result Modifier Values | ***** | ***** | ***** | ***** | ***** | ***** | ***** | ***** |
| All Other Result Unit Values | 14 | 32.6% | 3,760 | 33.9% | 588 | 27.3% | 109 | 3.4% |
| Missing Record | 1,648 | 97.5% | 367,369 | 97.1% | 42,565 | 95.2% | 51,067 | 94.0% |
| WBC Count | 412 | 24.4% | 83,929 | 22.2% | 12,712 | 28.4% | 9,373 | 17.3% |
| 0-4.5 10 ⁹ /L | ***** | ***** | 4,161 | 5.0% | 269 | 2.1% | 95 | 1.0% |
| 4.5-11 10 ⁹ /L | 53 | 12.9% | 13,479 | 16.1% | 1,241 | 9.8% | 434 | 4.6% |
| 11+ 10 ⁹ /L | ***** | ***** | 2,640 | 3.1% | 279 | 2.2% | 115 | 1.2% |
| All Other or Missing Numeric Result Valu | ***** | ***** | ***** | ***** | ***** | ***** | ***** | ***** |
| All Other Result Modifier Values | ***** | ***** | ***** | ***** | ***** | ***** | ***** | ***** |
| All Other Result Unit Values | 342 | 83.0% | 63,563 | 75.7% | 10,905 | 85.8% | 8,719 | 93.0% |

Table 1d. Baseline Characteristics for Patients with COVID-19 from April 1, 2020 to March 21, 2021, Overall and by Race

| | Native Hawaiian or Other Pacific Islander | | White | | Other | | Missing | |
|--|---|---------|---------|---------|--------|---------|---------|---------|
| | Number | Percent | Number | Percent | Number | Percent | Number | Percent |
| Missing Record | 1,279 | 75.6% | 294,541 | 77.8% | 32,003 | 71.6% | 44,945 | 82.7% |
| Absolute Lymphocyte Count | 351 | 20.8% | 67,722 | 17.9% | 10,382 | 23.2% | 8,102 | 14.9% |
| 0-0.94 10 ⁹ /L | 15 | 4.3% | 4,940 | 7.3% | 278 | 2.7% | 135 | 1.7% |
| 0.95-3.06 10 ⁹ /L | 25 | 7.1% | 6,329 | 9.3% | 693 | 6.7% | 287 | 3.5% |
| 3.07+ 10 ⁹ /L | ***** | ***** | 340 | 0.5% | 56 | 0.5% | 27 | 0.3% |
| All Other or Missing Numeric Result Valu | ***** | ***** | ***** | ***** | ***** | ***** | ***** | ***** |
| All Other Result Modifier Values | ***** | ***** | ***** | ***** | ***** | ***** | ***** | ***** |
| All Other Result Unit Values | 309 | 88.0% | 56,006 | 82.7% | 9,325 | 89.8% | 7,643 | 94.3% |
| Missing Record | 1,340 | 79.2% | 310,748 | 82.1% | 34,333 | 76.8% | 46,216 | 85.1% |
| Sodium | 407 | 24.1% | 82,900 | 21.9% | 12,314 | 27.5% | 9,149 | 16.8% |
| 0-135 mEq/L | 0 | 0.0% | 0 | 0.0% | 0 | 0.0% | 0 | 0.0% |
| 135-145 mEq/L | 0 | 0.0% | 0 | 0.0% | 0 | 0.0% | 0 | 0.0% |
| 145+ mEq/L | 0 | 0.0% | 0 | 0.0% | 0 | 0.0% | 0 | 0.0% |
| All Other or Missing Numeric Result Valu | ***** | ***** | ***** | ***** | ***** | ***** | ***** | ***** |
| All Other Result Modifier Values | ***** | ***** | ***** | ***** | ***** | ***** | ***** | ***** |
| All Other Result Unit Values | 405 | 99.5% | 82,822 | 99.9% | 12,294 | 99.8% | 9,134 | 99.8% |
| Missing Record | 1,284 | 75.9% | 295,570 | 78.1% | 32,401 | 72.5% | 45,169 | 83.2% |
| Aspartate (AST) | 365 | 21.6% | 71,227 | 18.8% | 10,799 | 24.2% | 8,170 | 15.0% |
| 0-40 U/L | 160 | 43.8% | 32,236 | 45.3% | 5,258 | 48.7% | 4,632 | 56.7% |
| 40+ U/L | 106 | 29.0% | 13,983 | 19.6% | 2,351 | 21.8% | 2,380 | 29.1% |
| 0-40 [UI]/L | 0 | 0.0% | 0 | 0.0% | 0 | 0.0% | 0 | 0.0% |
| 40+ [UI]/L | 0 | 0.0% | 0 | 0.0% | 0 | 0.0% | 0 | 0.0% |
| All Other or Missing Numeric Result Valu | ***** | ***** | ***** | ***** | ***** | ***** | ***** | ***** |
| All Other Result Modifier Values | ***** | ***** | ***** | ***** | ***** | ***** | ***** | ***** |
| All Other Result Unit Values | 97 | 26.6% | 24,768 | 34.8% | 3,141 | 29.1% | 1,084 | 13.3% |
| Missing Record | 1,326 | 78.4% | 307,243 | 81.2% | 33,916 | 75.8% | 46,148 | 85.0% |
| Alanine (ALT) | 363 | 21.5% | 69,885 | 18.5% | 10,701 | 23.9% | 8,148 | 15.0% |
| 0-40 U/L | 162 | 44.6% | 31,473 | 45.0% | 5,064 | 47.3% | 4,719 | 57.9% |
| 40+ U/L | 103 | 28.4% | 13,380 | 19.1% | 2,435 | 22.8% | 2,276 | 27.9% |
| 0-40 [UI]/L | 0 | 0.0% | 0 | 0.0% | 0 | 0.0% | 0 | 0.0% |
| 40+ [UI]/L | 0 | 0.0% | 0 | 0.0% | 0 | 0.0% | 0 | 0.0% |

Table 1d. Baseline Characteristics for Patients with COVID-19 from April 1, 2020 to March 21, 2021, Overall and by Race

| | Native Hawaiian or Other Pacific Islander | | White | | Other | | Missing | |
|--|---|---------|---------|---------|--------|---------|---------|---------|
| | Number | Percent | Number | Percent | Number | Percent | Number | Percent |
| All Other or Missing Numeric Result Values | ***** | ***** | ***** | ***** | ***** | ***** | ***** | ***** |
| All Other Result Modifier Values | ***** | ***** | ***** | ***** | ***** | ***** | ***** | ***** |
| All Other Result Unit Values | 95 | 26.2% | 24,386 | 34.9% | 3,137 | 29.3% | 1,070 | 13.1% |
| Missing Record | 1,328 | 78.5% | 308,585 | 81.5% | 34,014 | 76.1% | 46,170 | 85.0% |
| Venous Lactate | 25 | 1.5% | 6,737 | 1.8% | 2,072 | 4.6% | 802 | 1.5% |
| 0-0.5 mmol/L | 0 | 0.0% | 33 | 0.5% | 19 | 0.9% | ***** | ***** |
| 0.5-2.2 mmol/L | 22 | 88.0% | 5,612 | 83.3% | 1,786 | 86.2% | 604 | 75.3% |
| 2.2+ mmol/L | ***** | ***** | 978 | 14.5% | 264 | 12.7% | 181 | 22.6% |
| All Other or Missing Numeric Result Values | ***** | ***** | ***** | ***** | ***** | ***** | ***** | ***** |
| All Other Result Modifier Values | ***** | ***** | ***** | ***** | ***** | ***** | ***** | ***** |
| All Other Result Unit Values | 0 | 0.0% | 0 | 0.0% | 0 | 0.0% | 0 | 0.0% |
| Missing Record | 1,666 | 98.5% | 371,733 | 98.2% | 42,643 | 95.4% | 53,516 | 98.5% |
| Troponin I | 182 | 10.8% | 35,463 | 9.4% | 6,136 | 13.7% | 4,597 | 8.5% |
| 0-0.04 ng/mL | 67 | 36.8% | 8,720 | 24.6% | 1,710 | 27.9% | 1,273 | 27.7% |
| 0.04+ ng/mL | 30 | 16.5% | 4,962 | 14.0% | 671 | 10.9% | 753 | 16.4% |
| All Other or Missing Numeric Result Values | ***** | ***** | ***** | ***** | ***** | ***** | ***** | ***** |
| All Other Result Modifier Values | ***** | ***** | ***** | ***** | ***** | ***** | ***** | ***** |
| All Other Result Unit Values | 0 | 0.0% | 834 | 2.4% | 92 | 1.5% | 36 | 0.8% |
| Missing Record | 1,509 | 89.2% | 343,007 | 90.6% | 38,579 | 86.3% | 49,721 | 91.5% |
| Troponin I, High Sensitivity | 0 | 0.0% | 47 | 0.0% | ***** | ***** | 41 | 0.1% |
| 0-14 ng/L | 0 | 0.0% | 0 | 0.0% | 0 | 0.0% | 0 | 0.0% |
| 15+ ng/L | 0 | 0.0% | 0 | 0.0% | 0 | 0.0% | 0 | 0.0% |
| All Other or Missing Numeric Result Values | ***** | ***** | ***** | ***** | ***** | ***** | ***** | ***** |
| All Other Result Modifier Values | ***** | ***** | ***** | ***** | ***** | ***** | ***** | ***** |
| All Other Result Unit Values | 0 | 0.0% | 37 | 78.7% | ***** | ***** | 29 | 70.7% |
| Missing Record | 1,691 | 100.0% | 378,423 | 100.0% | 44,714 | 100.0% | 54,277 | 99.9% |
| BNP | 101 | 6.0% | 21,068 | 5.6% | 2,721 | 6.1% | 2,998 | 5.5% |
| 0-99 pg/mL | 54 | 53.5% | 11,126 | 52.8% | 1,517 | 55.8% | 1,944 | 64.8% |
| 100+ pg/mL | 31 | 30.7% | 7,498 | 35.6% | 669 | 24.6% | 763 | 25.5% |
| All Other or Missing Numeric Result Values | ***** | ***** | ***** | ***** | ***** | ***** | ***** | ***** |
| All Other Result Modifier Values | ***** | ***** | ***** | ***** | ***** | ***** | ***** | ***** |

Table 1d. Baseline Characteristics for Patients with COVID-19 from April 1, 2020 to March 21, 2021, Overall and by Race

| | Native Hawaiian or Other Pacific Islander | | White | | Other | | Missing | |
|--|---|---------|---------|---------|--------|---------|---------|---------|
| | Number | Percent | Number | Percent | Number | Percent | Number | Percent |
| All Other Result Unit Values | 0 | 0.0% | ***** | ***** | 0 | 0.0% | ***** | ***** |
| Missing Record | 1,590 | 94.0% | 357,402 | 94.4% | 41,994 | 93.9% | 51,320 | 94.5% |
| Procalcitonin | 94 | 5.6% | 20,715 | 5.5% | 3,529 | 7.9% | 2,577 | 4.7% |
| 0-0.15 ng/mL | 39 | 41.5% | 10,040 | 48.5% | 1,501 | 42.5% | 1,044 | 40.5% |
| 0.15+ ng/mL | 49 | 52.1% | 8,593 | 41.5% | 1,592 | 45.1% | 1,159 | 45.0% |
| All Other or Missing Numeric Result Valu | ***** | ***** | ***** | ***** | ***** | ***** | ***** | ***** |
| All Other Result Modifier Values | ***** | ***** | ***** | ***** | ***** | ***** | ***** | ***** |
| All Other Result Unit Values | 0 | 0.0% | ***** | ***** | 11 | 0.3% | ***** | ***** |
| Missing Record | 1,597 | 94.4% | 357,755 | 94.5% | 41,186 | 92.1% | 51,741 | 95.3% |
| LDH | 153 | 9.0% | 28,966 | 7.7% | 4,176 | 9.3% | 4,522 | 8.3% |
| 0-80 U/L | 0 | 0.0% | ***** | ***** | ***** | ***** | ***** | ***** |
| 80-225 U/L | 15 | 9.8% | 4,974 | 17.2% | 433 | 10.4% | 1,189 | 26.3% |
| 225+ U/L | 79 | 51.6% | 13,965 | 48.2% | 1,664 | 39.8% | 2,814 | 62.2% |
| All Other or Missing Numeric Result Valu | ***** | ***** | ***** | ***** | ***** | ***** | ***** | ***** |
| All Other Result Modifier Values | ***** | ***** | ***** | ***** | ***** | ***** | ***** | ***** |
| All Other Result Unit Values | 56 | 36.6% | 9,538 | 32.9% | 1,874 | 44.9% | 448 | 9.9% |
| Missing Record | 1,538 | 91.0% | 349,504 | 92.3% | 40,539 | 90.7% | 49,796 | 91.7% |
| PT/INR | 117 | 6.9% | 26,664 | 7.0% | 4,276 | 9.6% | 4,822 | 8.9% |
| 0-11 s | 0 | 0.0% | 0 | 0.0% | 0 | 0.0% | 0 | 0.0% |
| 11-13.4 s | 0 | 0.0% | 0 | 0.0% | 0 | 0.0% | 0 | 0.0% |
| 13.4+ s | 0 | 0.0% | 0 | 0.0% | 0 | 0.0% | 0 | 0.0% |
| 0-0.8 | 0 | 0.0% | ***** | ***** | 0 | 0.0% | 0 | 0.0% |
| 0.8-1.1 | ***** | ***** | 443 | 1.7% | 59 | 1.4% | 75 | 1.6% |
| 1.1+ | ***** | ***** | 584 | 2.2% | 106 | 2.5% | 113 | 2.3% |
| All Other or Missing Numeric Result Valu | ***** | ***** | ***** | ***** | ***** | ***** | ***** | ***** |
| All Other Result Modifier Values | ***** | ***** | ***** | ***** | ***** | ***** | ***** | ***** |
| All Other Result Unit Values | 115 | 98.3% | 25,564 | 95.9% | 4,102 | 95.9% | 4,627 | 96.0% |
| Missing Record | 1,574 | 93.1% | 351,806 | 93.0% | 40,439 | 90.4% | 49,496 | 91.1% |
| Index Criteria (-7, 1 days) | | | | | | | | |
| COVID Lab | 1,340 | 79.2% | 275,547 | 72.8% | 32,400 | 72.5% | 42,913 | 79.0% |
| Borderline | 0 | 0.0% | 0 | 0.0% | 0 | 0.0% | 0 | 0.0% |

Table 1d. Baseline Characteristics for Patients with COVID-19 from April 1, 2020 to March 21, 2021, Overall and by Race

| | Native Hawaiian or Other Pacific Islander | | White | | Other | | Missing | |
|--|---|---------|---------|---------|--------|---------|---------|---------|
| | Number | Percent | Number | Percent | Number | Percent | Number | Percent |
| Detected | 394 | 29.4% | 119,098 | 43.2% | 7,932 | 24.5% | 10,759 | 25.1% |
| Inconclusive | 0 | 0.0% | 44 | 0.0% | 12 | 0.0% | ***** | ***** |
| Negative | 42 | 3.1% | 15,554 | 5.6% | 1,953 | 6.0% | 2,472 | 5.8% |
| Not Detected | ***** | ***** | 2,144 | 0.8% | 141 | 0.4% | 104 | 0.2% |
| Positive | 861 | 64.3% | 112,664 | 40.9% | 20,768 | 64.1% | 23,686 | 55.2% |
| Presumptive Positive | ***** | ***** | 140 | 0.1% | 24 | 0.1% | ***** | ***** |
| SARS Coronavirus 2 | 0 | 0.0% | 0 | 0.0% | 0 | 0.0% | 0 | 0.0% |
| Undetermined | ***** | ***** | 420 | 0.2% | 26 | 0.1% | 35 | 0.1% |
| All Other Result Qual Values | 36 | 2.7% | 25,483 | 9.2% | 1,544 | 4.8% | 5,846 | 13.6% |
| Missing Record | 351 | 20.8% | 102,923 | 27.2% | 12,315 | 27.5% | 11,405 | 21.0% |
| COVID Diagnosis | 1,070 | 63.3% | 272,800 | 72.1% | 30,734 | 68.7% | 32,455 | 59.7% |
| Hospitalized for COVID | 189 | 11.2% | 34,725 | 9.2% | 5,778 | 12.9% | 4,366 | 8.0% |
| Medical Utilization (-183, -1 days) | | | | | | | | |
| Any (1) Diagnosis or Procedure | 934 | 55.2% | 239,066 | 63.2% | 22,814 | 51.0% | 23,361 | 43.0% |
| Any (2) Diagnoses or Procedures | 605 | 35.8% | 170,672 | 45.1% | 15,430 | 34.5% | 13,936 | 25.7% |
| Any (3) Diagnoses or Procedures | 441 | 26.1% | 127,939 | 33.8% | 11,427 | 25.6% | 9,665 | 17.8% |
| Any (1) Inpatient Diagnosis or Procedure | 58 | 3.4% | 17,145 | 4.5% | 1,904 | 4.3% | 1,737 | 3.2% |
| Any (2) Inpatient Diagnoses or Procedures | 34 | 2.0% | 12,792 | 3.4% | 1,466 | 3.3% | 1,013 | 1.9% |
| Any (3) Inpatient Diagnoses or Procedures | 22 | 1.3% | 10,145 | 2.7% | 1,204 | 2.7% | 782 | 1.4% |
| Any (1) Institutional Stay Diagnosis or Procedure | ***** | ***** | 409 | 0.1% | ***** | ***** | ***** | ***** |
| Any (2) Institutional Stay Diagnoses or Procedures | ***** | ***** | 281 | 0.1% | ***** | ***** | ***** | ***** |
| Any (3) Institutional Stay Diagnoses or Procedures | ***** | ***** | 212 | 0.1% | ***** | ***** | ***** | ***** |
| Any (1) Emergency Department Diagnosis or Procedure | 139 | 8.2% | 28,368 | 7.5% | 4,400 | 9.8% | 2,592 | 4.8% |
| Any (2) Emergency Department Diagnoses or Procedures | 46 | 2.7% | 9,174 | 2.4% | 1,650 | 3.7% | 788 | 1.5% |

Table 1d. Baseline Characteristics for Patients with COVID-19 from April 1, 2020 to March 21, 2021, Overall and by Race

| | Native Hawaiian or Other Pacific Islander | | White | | Other | | Missing | |
|--|---|---------|---------|---------|--------|---------|---------|---------|
| | Number | Percent | Number | Percent | Number | Percent | Number | Percent |
| Any (3) Emergency Department Diagnoses or Procedures | 23 | 1.4% | 4,057 | 1.1% | 853 | 1.9% | 313 | 0.6% |
| Any (1) Ambulatory Diagnosis or | 803 | 47.5% | 200,162 | 52.9% | 17,826 | 39.9% | 17,605 | 32.4% |
| Any (2) Ambulatory Diagnoses or Procedures | 502 | 29.7% | 130,920 | 34.6% | 11,096 | 24.8% | 9,629 | 17.7% |
| Any (3) Ambulatory Diagnoses or Procedures | 349 | 20.6% | 91,309 | 24.1% | 7,538 | 16.9% | 6,138 | 11.3% |
| Any (1) Other Ambulatory Diagnosis or Procedure | 119 | 7.0% | 64,757 | 17.1% | 6,837 | 15.3% | 7,789 | 14.3% |
| Any (2) Other Ambulatory Diagnoses or Procedures | 77 | 4.6% | 36,209 | 9.6% | 4,004 | 9.0% | 4,032 | 7.4% |
| Any (3) Other Ambulatory Diagnoses or Procedures | 49 | 2.9% | 23,076 | 6.1% | 2,693 | 6.0% | 2,401 | 4.4% |
| Drug Utilization (-183, -1 days) | | | | | | | | |
| Any (1) Prescription | 634 | 37.5% | 175,803 | 46.5% | 16,356 | 36.6% | 13,891 | 25.6% |
| Any (2) Prescriptions | 387 | 22.9% | 121,844 | 32.2% | 10,214 | 22.8% | 8,985 | 16.5% |
| Any (3) Prescriptions | 259 | 15.3% | 89,465 | 23.6% | 7,223 | 16.2% | 6,450 | 11.9% |
| Any (1) Dispensings | 521 | 30.8% | 78,762 | 20.8% | 6,494 | 14.5% | 8,041 | 14.8% |
| Any (2) Dispensings | 388 | 22.9% | 65,848 | 17.4% | 4,678 | 10.5% | 6,278 | 11.6% |
| Any (3) Dispensings | 313 | 18.5% | 56,813 | 15.0% | 3,716 | 8.3% | 5,295 | 9.7% |
| Any (1) Medical Administration | 261 | 15.4% | 66,042 | 17.4% | 7,001 | 15.7% | 5,382 | 9.9% |
| Any (2) Medical Administrations | 119 | 7.0% | 33,653 | 8.9% | 3,492 | 7.8% | 2,251 | 4.1% |
| Any (3) Medical Administrations | 80 | 4.7% | 22,823 | 6.0% | 2,347 | 5.2% | 1,443 | 2.7% |

¹Classification derived from Rural-Urban Community Area Codes. See report overview for more information.

²Measured using the Social Deprivation Index, where higher quartiles indicate more social deprivation relative to other areas. See report overview for more information.

³Percentages for BMI are calculated out of the total number of patients in the age strata, not from the overall number of patients in the cohort.

⁴Percentages of result classification for clinical observations and laboratory results are calculated out of the total number of patients with a record for that test, not from the overall number of patients in the cohort.

***** Cell has been masked to protect patient privacy

Table 1e. Baseline Characteristics for Patients Hospitalized with COVID-19 from April 1, 2020 to March 21, 2021, Overall and by Race

| | All Patients | | American Indian or Alaska Native | | Asian | | Black or African American | |
|---|--------------|--------------------|----------------------------------|--------------------|--------|--------------------|---------------------------|--------------------|
| | Number | Percent | Number | Percent | Number | Percent | Number | Percent |
| Number of unique patients | 72,358 | | 527 | | 2,793 | | 15,349 | |
| Age (years) | Mean | Standard Deviation | Mean | Standard Deviation | Mean | Standard Deviation | Mean | Standard Deviation |
| Mean Age | 58.9 | 19.2 | 54.0 | 16.7 | 60.0 | 18.0 | 55.1 | 18.3 |
| | Number | Percent | Number | Percent | Number | Percent | Number | Percent |
| 0-5 | 859 | 1.2% | ***** | ***** | 31 | 1.1% | 217 | 1.4% |
| 6-11 | 396 | 0.5% | 0 | 0.0% | ***** | ***** | 126 | 0.8% |
| 12-18 | 1,168 | 1.6% | ***** | ***** | ***** | ***** | 322 | 2.1% |
| 19-29 | 4,816 | 6.7% | 33 | 6.3% | 134 | 4.8% | 1,217 | 7.9% |
| 30-39 | 6,191 | 8.6% | 57 | 10.8% | 269 | 9.6% | 1,487 | 9.7% |
| 40-49 | 7,583 | 10.5% | 90 | 17.1% | 312 | 11.2% | 1,895 | 12.3% |
| 50-64 | 19,365 | 26.8% | 188 | 35.7% | 760 | 27.2% | 4,774 | 31.1% |
| 65-74 | 14,634 | 20.2% | 87 | 16.5% | 574 | 20.6% | 2,868 | 18.7% |
| 75+ | 17,346 | 24.0% | 57 | 10.8% | 686 | 24.6% | 2,443 | 15.9% |
| Sex | | | | | | | | |
| Female | 34,589 | 47.8% | 264 | 50.1% | 1,237 | 44.3% | 8,129 | 53.0% |
| Male | 37,769 | 52.2% | 263 | 49.9% | 1,556 | 55.7% | 7,220 | 47.0% |
| Race | | | | | | | | |
| American Indian or Alaska Native | 527 | 0.7% | 527 | 100.0% | 0 | 0.0% | 0 | 0.0% |
| Asian | 2,793 | 3.9% | 0 | 0.0% | 2,793 | 100.0% | 0 | 0.0% |
| Black or African American | 15,349 | 21.2% | 0 | 0.0% | 0 | 0.0% | 15,349 | 100.0% |
| Native Hawaiian or Other Pacific Islander | 236 | 0.3% | 0 | 0.0% | 0 | 0.0% | 0 | 0.0% |
| White | 41,931 | 57.9% | 0 | 0.0% | 0 | 0.0% | 0 | 0.0% |
| Other | 6,728 | 9.3% | 0 | 0.0% | 0 | 0.0% | 0 | 0.0% |
| Missing | 4,794 | 6.6% | 0 | 0.0% | 0 | 0.0% | 0 | 0.0% |
| Hispanic | | | | | | | | |
| Yes | 14,716 | 20.3% | 88 | 16.7% | 40 | 1.4% | 220 | 1.4% |
| No | 55,053 | 76.1% | 426 | 80.8% | 2,698 | 96.6% | 14,877 | 96.9% |
| Other | 253 | 0.3% | 0 | 0.0% | ***** | ***** | 36 | 0.2% |
| Missing | 2,336 | 3.2% | 13 | 2.5% | ***** | ***** | 216 | 1.4% |

Table 1e. Baseline Characteristics for Patients Hospitalized with COVID-19 from April 1, 2020 to March 21, 2021, Overall and by Race

| | All Patients | | American Indian or Alaska Native | | Asian | | Black or African American | |
|--------------------------------|--------------|---------|----------------------------------|---------|--------|---------|---------------------------|---------|
| | Number | Percent | Number | Percent | Number | Percent | Number | Percent |
| Index Year | | | | | | | | |
| 2020 | 51,958 | 71.8% | 410 | 77.8% | 1,890 | 67.7% | 11,342 | 73.9% |
| 2021 | 20,400 | 28.2% | 117 | 22.2% | 903 | 32.3% | 4,007 | 26.1% |
| Index Month and Year | | | | | | | | |
| Apr-20 | 7,422 | 10.3% | 45 | 8.5% | 620 | 22.2% | 1,768 | 11.5% |
| May-20 | 3,313 | 4.6% | 44 | 8.3% | 131 | 4.7% | 888 | 5.8% |
| Jun-20 | 3,286 | 4.5% | 39 | 7.4% | 88 | 3.2% | 841 | 5.5% |
| Jul-20 | 5,578 | 7.7% | 38 | 7.2% | 132 | 4.7% | 1,632 | 10.6% |
| Aug-20 | 4,027 | 5.6% | 18 | 3.4% | 92 | 3.3% | 1,025 | 6.7% |
| Sep-20 | 3,008 | 4.2% | 20 | 3.8% | 94 | 3.4% | 641 | 4.2% |
| Oct-20 | 4,948 | 6.8% | 33 | 6.3% | 131 | 4.7% | 929 | 6.1% |
| Nov-20 | 9,205 | 12.7% | 84 | 15.9% | 231 | 8.3% | 1,555 | 10.1% |
| Dec-20 | 11,171 | 15.4% | 89 | 16.9% | 371 | 13.3% | 2,063 | 13.4% |
| Jan-21 | 11,252 | 15.6% | 75 | 14.2% | 471 | 16.9% | 2,199 | 14.3% |
| Feb-21 | 5,127 | 7.1% | 28 | 5.3% | 209 | 7.5% | 996 | 6.5% |
| Mar-21 | 4,021 | 5.6% | 14 | 2.7% | 223 | 8.0% | 812 | 5.3% |
| Census Bureau Region | | | | | | | | |
| Northeast | 12,624 | 17.4% | 45 | 8.5% | 1,034 | 37.0% | 2,783 | 18.1% |
| Midwest | 13,098 | 18.1% | 132 | 25.0% | 336 | 12.0% | 1,861 | 12.1% |
| South | 25,122 | 34.7% | 101 | 19.2% | 497 | 17.8% | 6,142 | 40.0% |
| West | 1,961 | 2.7% | 66 | 12.5% | 68 | 2.4% | 86 | 0.6% |
| Other | ***** | ***** | 0 | 0.0% | 0 | 0.0% | 0 | 0.0% |
| Missing | 19,543 | 27.0% | 183 | 34.7% | 858 | 30.7% | 4,477 | 29.2% |
| Rural/Urban¹ | | | | | | | | |
| Isolated | 1,169 | 1.6% | 17 | 3.2% | ***** | ***** | 68 | 0.4% |
| Large Rural | 2,975 | 4.1% | ***** | ***** | 37 | 1.3% | 348 | 2.3% |
| Small Rural | 2,139 | 3.0% | 24 | 4.6% | ***** | ***** | 296 | 1.9% |
| Urban | 50,047 | 69.2% | 284 | 53.9% | 1,891 | 67.7% | 11,745 | 76.5% |
| Missing | 16,028 | 22.2% | 179 | 34.0% | 854 | 30.6% | 2,892 | 18.8% |

Table 1e. Baseline Characteristics for Patients Hospitalized with COVID-19 from April 1, 2020 to March 21, 2021, Overall and by Race

| | All Patients | | American Indian or Alaska Native | | Asian | | Black or African American | |
|--|--------------|---------|----------------------------------|---------|--------|---------|---------------------------|---------|
| | Number | Percent | Number | Percent | Number | Percent | Number | Percent |
| SES² | | | | | | | | |
| Q1 | 12,156 | 16.8% | 66 | 12.5% | 430 | 15.4% | 960 | 6.3% |
| Q2 | 10,984 | 15.2% | 53 | 10.1% | 319 | 11.4% | 1,437 | 9.4% |
| Q3 | 12,935 | 17.9% | 79 | 15.0% | 401 | 14.4% | 2,625 | 17.1% |
| Q4 | 20,244 | 28.0% | 150 | 28.5% | 788 | 28.2% | 7,431 | 48.4% |
| Missing | 16,039 | 22.2% | 179 | 34.0% | 855 | 30.6% | 2,896 | 18.9% |
| Patient Vitals | | | | | | | | |
| BMI by Age: 0-1 years³ | | | | | | | | |
| Underweight (<2.3rd percentile) | 32 | 5.6% | 0 | 0.0% | ***** | ***** | ***** | ***** |
| Normal weight (2.3rd - <97.7th percentile) | 196 | 34.0% | ***** | ***** | 11 | 45.8% | 54 | 39.1% |
| Overweight/obese (97.7th - <99th percentile) | 11 | 1.9% | 0 | 0.0% | 0 | 0.0% | ***** | ***** |
| Severely obese (>=99th percentile) | 37 | 6.4% | 0 | 0.0% | ***** | ***** | 12 | 8.7% |
| All Other BMI Values | 0 | 0.0% | ***** | ***** | ***** | ***** | ***** | ***** |
| BMI Missing | 300 | 52.1% | ***** | ***** | ***** | ***** | ***** | ***** |
| BMI by Age: 2-5 years | | | | | | | | |
| Underweight (<5th percentile) | ***** | ***** | 0 | 0.0% | 0 | 0.0% | ***** | ***** |
| Normal weight (5th - <85th percentile) | 69 | 24.4% | ***** | ***** | ***** | ***** | 23 | 29.1% |
| Overweight (85th - <95th percentile) | 23 | 8.1% | 0 | 0.0% | 0 | 0.0% | ***** | ***** |
| Obese (95th - <120% of 95th percentile) | 24 | 8.5% | 0 | 0.0% | ***** | ***** | ***** | ***** |
| Severely obese (>=120% of 95th percentile) | ***** | ***** | 0 | 0.0% | 0 | 0.0% | 0 | 0.0% |
| All Other BMI Values | 0 | 0.0% | ***** | ***** | ***** | ***** | ***** | ***** |
| BMI Missing | 158 | 55.8% | ***** | ***** | ***** | ***** | ***** | ***** |
| BMI by Age: 6-11 years | | | | | | | | |
| Underweight (<5th percentile) | 11 | 2.8% | 0 | 0.0% | ***** | ***** | ***** | ***** |
| Normal weight (5th - <85th percentile) | 89 | 22.5% | 0 | 0.0% | ***** | ***** | 24 | 19.0% |
| Overweight (85th - <95th percentile) | 28 | 7.1% | 0 | 0.0% | 0 | 0.0% | ***** | ***** |
| Obese (95th - <120% of 95th percentile) | 19 | 4.8% | 0 | 0.0% | ***** | ***** | ***** | ***** |
| Severely obese (>=120% of 95th percentile) | 21 | 5.3% | 0 | 0.0% | ***** | ***** | ***** | ***** |
| All Other BMI Values | 0 | 0.0% | ***** | ***** | ***** | ***** | ***** | ***** |

Table 1e. Baseline Characteristics for Patients Hospitalized with COVID-19 from April 1, 2020 to March 21, 2021, Overall and by Race

| | All Patients | | American Indian or Alaska Native | | Asian | | Black or African American | |
|--|--------------|---------|----------------------------------|---------|--------|---------|---------------------------|---------|
| | Number | Percent | Number | Percent | Number | Percent | Number | Percent |
| BMI Missing | 228 | 57.6% | ***** | ***** | ***** | ***** | ***** | ***** |
| BMI by Age: 12-17 years | | | | | | | | |
| Underweight (<5th percentile) | 22 | 2.4% | 0 | 0.0% | 0 | 0.0% | ***** | ***** |
| Normal weight (5th - <85th percentile) | 155 | 17.2% | 0 | 0.0% | ***** | ***** | 48 | 19.7% |
| Overweight (85th - <95th percentile) | 65 | 7.2% | ***** | ***** | ***** | ***** | 20 | 8.2% |
| Obese (95th - <120% of 95th percentile) | 58 | 6.4% | 0 | 0.0% | ***** | ***** | 18 | 7.4% |
| Severely obese (>=120% of 95th percentile) | 60 | 6.7% | 0 | 0.0% | ***** | ***** | 15 | 6.1% |
| All Other BMI Values | 0 | 0.0% | ***** | ***** | ***** | ***** | ***** | ***** |
| BMI Missing | 540 | 60.0% | ***** | ***** | ***** | ***** | ***** | ***** |
| BMI by Age: 18-19 years | | | | | | | | |
| Underweight (<5th percentile) | ***** | ***** | 0 | 0.0% | 0 | 0.0% | ***** | ***** |
| Normal weight (5th - <85th percentile) | 117 | 20.1% | 0 | 0.0% | ***** | ***** | 35 | 22.9% |
| Overweight (85th - <95th percentile) | 46 | 7.9% | ***** | ***** | ***** | ***** | ***** | ***** |
| Obese (95th - <120% of 95th percentile) | 55 | 9.5% | ***** | ***** | ***** | ***** | 13 | 8.5% |
| Severely obese (>=120% of 95th percentile) | 37 | 6.4% | 0 | 0.0% | ***** | ***** | ***** | ***** |
| All Other BMI Values | 0 | 0.0% | ***** | ***** | ***** | ***** | ***** | ***** |
| BMI Missing | 319 | 54.8% | ***** | ***** | ***** | ***** | ***** | ***** |
| BMI by Age: 20-65+ years | | | | | | | | |
| Underweight (<18.5 kg/m2) | 733 | 1.1% | ***** | ***** | 47 | 1.7% | 193 | 1.3% |
| Normal weight (18.5 - <25 kg/m2) | 6,124 | 8.8% | ***** | ***** | 322 | 11.8% | 1,300 | 8.9% |
| Overweight (25 - <30 kg/m2) | 8,720 | 12.5% | 48 | 9.4% | 311 | 11.4% | 1,640 | 11.2% |
| Obese (>=30 kg/m2) | 15,799 | 22.7% | 107 | 21.0% | 212 | 7.8% | 3,981 | 27.3% |
| BMI Missing | 38,245 | 54.9% | 318 | 62.5% | 1,840 | 67.3% | 7,495 | 51.3% |
| Smoking Status | | | | | | | | |
| Current every day smoker | 1,137 | 1.6% | ***** | ***** | ***** | ***** | 410 | 2.7% |
| Current some day smoker | 279 | 0.4% | ***** | ***** | ***** | ***** | 110 | 0.7% |
| Former smoker | 7,367 | 10.2% | 51 | 9.7% | 96 | 3.4% | 1,468 | 9.6% |
| Never smoker | 10,907 | 15.1% | 70 | 13.3% | 331 | 11.9% | 2,652 | 17.3% |
| Smoker, current status unknown | 39 | 0.1% | 0 | 0.0% | ***** | ***** | ***** | ***** |
| Unknown if ever smoked | 436 | 0.6% | ***** | ***** | 36 | 1.3% | 53 | 0.3% |

Table 1e. Baseline Characteristics for Patients Hospitalized with COVID-19 from April 1, 2020 to March 21, 2021, Overall and by Race

| | All Patients | | American Indian or Alaska Native | | Asian | | Black or African American | |
|---|--------------|---------|----------------------------------|---------|--------|---------|---------------------------|---------|
| | Number | Percent | Number | Percent | Number | Percent | Number | Percent |
| Heavy tobacco smoker | 53 | 0.1% | 0 | 0.0% | 0 | 0.0% | 16 | 0.1% |
| Light tobacco smoker | 120 | 0.2% | ***** | ***** | ***** | ***** | 36 | 0.2% |
| No information | 9,441 | 13.0% | 46 | 8.7% | 154 | 5.5% | 2,432 | 15.8% |
| Other | 1,346 | 1.9% | 19 | 3.6% | 57 | 2.0% | 189 | 1.2% |
| Unknown | 340 | 0.5% | ***** | ***** | ***** | ***** | 99 | 0.6% |
| All Other Smoking Values | 0 | 0.0% | 0 | 0.0% | 0 | 0.0% | 0 | 0.0% |
| Smoking Missing | 40,893 | 56.5% | 325 | 61.7% | 2,099 | 75.2% | 7,876 | 51.3% |
| Recorded History Of Prior to Index Event (-183, -1 days) | | | | | | | | |
| Combined comorbidity raw score | 1.2 | | 1.1 | | 0.9 | | 1.4 | |
| Asthma | 3,358 | 4.6% | ***** | ***** | 65 | 2.3% | 1,018 | 6.6% |
| Any Cancer | 4,585 | 6.3% | 27 | 5.1% | 120 | 4.3% | 831 | 5.4% |
| Chronic Obstructive Pulmonary Disease (COPD) | 4,637 | 6.4% | ***** | ***** | 76 | 2.7% | 1,010 | 6.6% |
| Obesity | 8,129 | 11.2% | 63 | 12.0% | 88 | 3.2% | 2,190 | 14.3% |
| Chronic Kidney Disease | 9,685 | 13.4% | 68 | 12.9% | 268 | 9.6% | 2,600 | 16.9% |
| Diabetes Mellitus | 12,445 | 17.2% | 107 | 20.3% | 381 | 13.6% | 3,341 | 21.8% |
| Hypertension | 20,681 | 28.6% | 120 | 22.8% | 604 | 21.6% | 5,185 | 33.8% |
| Liver Disease | 2,708 | 3.7% | ***** | ***** | 96 | 3.4% | 572 | 3.7% |
| Vascular Disease | 16,577 | 22.9% | 85 | 16.1% | 444 | 15.9% | 3,598 | 23.4% |
| Congestive Heart Failure | 6,011 | 8.3% | 29 | 5.5% | 102 | 3.7% | 1,644 | 10.7% |
| Coronary Artery Disease | 8,266 | 11.4% | 46 | 8.7% | 217 | 7.8% | 1,679 | 10.9% |
| Solid Organ Transplant | 305 | 0.4% | ***** | ***** | 16 | 0.6% | 73 | 0.5% |
| Blood Stem Cell Transplant | 55 | 0.1% | 0 | 0.0% | ***** | ***** | ***** | ***** |
| HIV | 358 | 0.5% | ***** | ***** | 0 | 0.0% | 207 | 1.3% |
| Smoking | 8,734 | 12.1% | 59 | 11.2% | 116 | 4.2% | 2,214 | 14.4% |
| Neurologic Conditions | 5,730 | 7.9% | 20 | 3.8% | 133 | 4.8% | 1,246 | 8.1% |
| Sickle Cell Disease | 308 | 0.4% | 0 | 0.0% | ***** | ***** | 279 | 1.8% |
| Drug or alcohol Abuse/Dependence | 2,167 | 3.0% | ***** | ***** | 27 | 1.0% | 691 | 4.5% |

Table 1e. Baseline Characteristics for Patients Hospitalized with COVID-19 from April 1, 2020 to March 21, 2021, Overall and by Race

| | All Patients | | American Indian or Alaska Native | | Asian | | Black or African American | |
|--|--------------|---------|----------------------------------|---------|--------|---------|---------------------------|---------|
| | Number | Percent | Number | Percent | Number | Percent | Number | Percent |
| Pulmonary Conditions (including ARDS, Acute Resp Failure, Pneumonia, Chronic Resp Failure) | 6,557 | 9.1% | 34 | 6.5% | 302 | 10.8% | 1,336 | 8.7% |
| Cystic Fibrosis | 40 | 0.1% | 0 | 0.0% | 0 | 0.0% | ***** | ***** |
| Interstitial Lung Disease | 754 | 1.0% | ***** | ***** | 17 | 0.6% | 143 | 0.9% |
| Recorded Use Of Prior to Index Event (-183, -1 days) | | | | | | | | |
| Immunosuppressants | 2,154 | 3.0% | 24 | 4.6% | 76 | 2.7% | 512 | 3.3% |
| Immune Modulators | 2,690 | 3.7% | 27 | 5.1% | 90 | 3.2% | 574 | 3.7% |
| Glucocorticoids - Systemic | 9,043 | 12.5% | 53 | 10.1% | 234 | 8.4% | 1,929 | 12.6% |
| Glucocorticoids - Non-systemic (includes inhaled, ophthalmic, topical) | 3,234 | 4.5% | ***** | ***** | 79 | 2.8% | 731 | 4.8% |
| Glucocorticoids - Inhaled | 1,581 | 2.2% | ***** | ***** | 27 | 1.0% | 326 | 2.1% |
| Glucocorticoids - Ophthalmic | 277 | 0.4% | 0 | 0.0% | 11 | 0.4% | 89 | 0.6% |
| Glucocorticoids - Topical | 1,498 | 2.1% | ***** | ***** | 45 | 1.6% | 345 | 2.2% |
| Chemotherapy | 1,313 | 1.8% | ***** | ***** | 30 | 1.1% | 264 | 1.7% |
| Death Record from April 1, 2020 to March 21, 2021 | | | | | | | | |
| Death | 9,936 | 13.7% | 79 | 15.0% | 373 | 13.4% | 1,788 | 11.6% |
| Concurrent Use Of (-30, 0 days) | | | | | | | | |
| Angiotensin Converting Enzyme (ACE) Inhibitors Prescription | 5,206 | 7.2% | 47 | 8.9% | 102 | 3.7% | 1,095 | 7.1% |
| Angiotensin Converting Enzyme (ACE) Inhibitors Dispensing | 1,894 | 2.6% | ***** | ***** | 26 | 0.9% | 522 | 3.4% |
| Angiotensin II Receptor Blockers (ARBs) Prescription | 4,610 | 6.4% | ***** | ***** | 229 | 8.2% | 1,065 | 6.9% |
| Angiotensin II Receptor Blockers (ARBs) Dispensing | 1,505 | 2.1% | ***** | ***** | 24 | 0.9% | 453 | 3.0% |
| Vasopressors Prescription | 525 | 0.7% | ***** | ***** | 12 | 0.4% | 139 | 0.9% |
| Vasopressors Dispensing | 3,338 | 4.6% | 47 | 8.9% | 102 | 3.7% | 731 | 4.8% |

Symptomatic Use (-1, 14 days)

Table 1e. Baseline Characteristics for Patients Hospitalized with COVID-19 from April 1, 2020 to March 21, 2021, Overall and by Race

| | All Patients | | American Indian or Alaska Native | | Asian | | Black or African American | |
|--|--------------|---------|----------------------------------|---------|--------|---------|---------------------------|---------|
| | Number | Percent | Number | Percent | Number | Percent | Number | Percent |
| Remdesivir | 23,962 | 33.1% | 206 | 39.1% | 925 | 33.1% | 4,160 | 27.1% |
| Monoclonal antibodies | 137 | 0.2% | 0 | 0.0% | 0 | 0.0% | 29 | 0.2% |
| Systemic glucocorticoids | 34,396 | 47.5% | 245 | 46.5% | 1,214 | 43.5% | 7,301 | 47.6% |
| Baricitinib | 384 | 0.5% | ***** | ***** | ***** | ***** | 94 | 0.6% |
| Tocilizumab | 206 | 0.3% | ***** | ***** | 23 | 0.8% | 58 | 0.4% |
| Hydroxychloroquine | 3,900 | 5.4% | ***** | ***** | 289 | 10.3% | 835 | 5.4% |
| Ivermectin | 573 | 0.8% | ***** | ***** | 19 | 0.7% | 65 | 0.4% |
| IL-1 inhibitors (aanakinra, cankinumab) | 290 | 0.4% | 0 | 0.0% | ***** | ***** | 122 | 0.8% |
| Azithromycin | 20,016 | 27.7% | 163 | 30.9% | 728 | 26.1% | 4,858 | 31.7% |
| Vitamin D | 22,820 | 31.5% | 205 | 38.9% | 690 | 24.7% | 4,953 | 32.3% |
| Supplemental oxygen | 6,010 | 8.3% | 64 | 12.1% | 210 | 7.5% | 1,132 | 7.4% |
| High-flow nasal oxygen | 566 | 0.8% | ***** | ***** | 42 | 1.5% | 92 | 0.6% |
| Hemodialysis/filtration | 3,519 | 4.9% | 84 | 15.9% | 108 | 3.9% | 968 | 6.3% |
| Clinical Observations (-1, 14 days)⁴ | | | | | | | | |
| Respiratory rate | 17,598 | 24.3% | 102 | 19.4% | 318 | 11.4% | 5,998 | 39.1% |
| 0-22 /min | 2,787 | 15.8% | ***** | ***** | 49 | 15.4% | 1,311 | 21.9% |
| 22+ /min | 695 | 3.9% | ***** | ***** | 17 | 5.3% | 336 | 5.6% |
| 0-22 number of breaths | 0 | 0.0% | 0 | 0.0% | 0 | 0.0% | 0 | 0.0% |
| 22+ number of breaths | 0 | 0.0% | 0 | 0.0% | 0 | 0.0% | 0 | 0.0% |
| All Other or Missing Numeric Result Values | 740 | 4.2% | ***** | ***** | ***** | ***** | ***** | ***** |
| All Other Result Modifier Values | 3,332 | 18.9% | ***** | ***** | ***** | ***** | ***** | ***** |
| All Other Result Unit Values | 10,044 | 57.1% | 38 | 37.3% | 93 | 29.2% | 3,528 | 58.8% |
| Missing Record | 54,760 | 75.7% | 425 | 80.6% | 2,475 | 88.6% | 9,351 | 60.9% |
| Temperature | 23,783 | 32.9% | 126 | 23.9% | 941 | 33.7% | 6,849 | 44.6% |
| 0-100.4 [degF] | 4,320 | 18.2% | 32 | 25.4% | 69 | 7.3% | 1,378 | 20.1% |
| 100.4+ [degF] | 569 | 2.4% | ***** | ***** | ***** | ***** | 179 | 2.6% |
| 0-38 Cel | 977 | 4.1% | 0 | 0.0% | ***** | ***** | 211 | 3.1% |
| 38+ Cel | 14 | 0.1% | 0 | 0.0% | ***** | ***** | ***** | ***** |
| All Other or Missing Numeric Result Values | 2,050 | 8.6% | ***** | ***** | ***** | ***** | ***** | ***** |
| All Other Result Modifier Values | 3,582 | 15.1% | ***** | ***** | ***** | ***** | ***** | ***** |

Table 1e. Baseline Characteristics for Patients Hospitalized with COVID-19 from April 1, 2020 to March 21, 2021, Overall and by Race

| | All Patients | | American Indian or Alaska Native | | Asian | | Black or African American | |
|---|--------------|---------|----------------------------------|---------|--------|---------|---------------------------|---------|
| | Number | Percent | Number | Percent | Number | Percent | Number | Percent |
| All Other Result Unit Values | 12,271 | 51.6% | 29 | 23.0% | 536 | 57.0% | 4,023 | 58.7% |
| Missing Record | 48,575 | 67.1% | 401 | 76.1% | 1,852 | 66.3% | 8,500 | 55.4% |
| Oxygen saturation | 12,206 | 16.9% | 101 | 19.2% | 285 | 10.2% | 3,878 | 25.3% |
| 0-94 % | 2,362 | 19.4% | ***** | ***** | 127 | 44.6% | 605 | 15.6% |
| 94+ % | 6,488 | 53.2% | 32 | 31.7% | 81 | 28.4% | 2,499 | 64.4% |
| All Other or Missing Numeric Result Value | ***** | ***** | ***** | ***** | ***** | ***** | ***** | ***** |
| All Other Result Modifier Values | ***** | ***** | ***** | ***** | ***** | ***** | ***** | ***** |
| All Other Result Unit Values | 844 | 6.9% | 0 | 0.0% | 0 | 0.0% | 295 | 7.6% |
| Missing Record | 60,152 | 83.1% | 426 | 80.8% | 2,508 | 89.8% | 11,471 | 74.7% |
| Heart rate | 23,746 | 32.8% | 116 | 22.0% | 544 | 19.5% | 7,441 | 48.5% |
| 0-60 bpm | 0 | 0.0% | 0 | 0.0% | 0 | 0.0% | 0 | 0.0% |
| 60-100 bpm | 0 | 0.0% | 0 | 0.0% | 0 | 0.0% | 0 | 0.0% |
| 100+ bpm | 0 | 0.0% | 0 | 0.0% | 0 | 0.0% | 0 | 0.0% |
| All Other or Missing Numeric Result Value | 14 | 0.1% | ***** | ***** | ***** | ***** | ***** | ***** |
| All Other Result Modifier Values | 3,334 | 14.0% | ***** | ***** | ***** | ***** | ***** | ***** |
| All Other Result Unit Values | 20,398 | 85.9% | 54 | 46.6% | 460 | 84.6% | 6,739 | 90.6% |
| Missing Record | 48,612 | 67.2% | 411 | 78.0% | 2,249 | 80.5% | 7,908 | 51.5% |
| Symptoms (-1,14 days) | | | | | | | | |
| Abnormal Blood pressure | 525 | 0.7% | ***** | ***** | 18 | 0.6% | 110 | 0.7% |
| Fever +/- chills | 6,284 | 8.7% | 36 | 6.8% | 313 | 11.2% | 1,505 | 9.8% |
| Cough | 3,868 | 5.3% | 22 | 4.2% | 198 | 7.1% | 871 | 5.7% |
| Dyspnea/shortness of breath | 22,039 | 30.5% | 132 | 25.0% | 1,005 | 36.0% | 4,836 | 31.5% |
| Diarrhea | 6,462 | 8.9% | 63 | 12.0% | 261 | 9.3% | 1,394 | 9.1% |
| Myalgia | 1,173 | 1.6% | ***** | ***** | 41 | 1.5% | 295 | 1.9% |
| Malaise/Fatigue | 9,816 | 13.6% | 64 | 12.1% | 419 | 15.0% | 1,977 | 12.9% |
| Smell/Taste Disturbance | 898 | 1.2% | ***** | ***** | 35 | 1.3% | 203 | 1.3% |
| Nasal congestion | 162 | 0.2% | ***** | ***** | ***** | ***** | 42 | 0.3% |
| Sore throat | 386 | 0.5% | ***** | ***** | 13 | 0.5% | 71 | 0.5% |
| Nausea or vomiting | 4,698 | 6.5% | 34 | 6.5% | 149 | 5.3% | 1,125 | 7.3% |
| Headache | 712 | 1.0% | ***** | ***** | 34 | 1.2% | 184 | 1.2% |
| Multi-system Inflammatory Syndrome | 272 | 0.4% | ***** | ***** | ***** | ***** | 95 | 0.6% |

Table 1e. Baseline Characteristics for Patients Hospitalized with COVID-19 from April 1, 2020 to March 21, 2021, Overall and by Race

| | All Patients | | American Indian or Alaska Native | | Asian | | Black or African American | |
|---|--------------|---------|----------------------------------|---------|--------|---------|---------------------------|---------|
| | Number | Percent | Number | Percent | Number | Percent | Number | Percent |
| Laboratory Test Results (-1,14 days) | | | | | | | | |
| Platelet Count | 69,228 | 95.7% | 520 | 98.7% | 2,452 | 87.8% | 14,810 | 96.5% |
| 0-149999 /uL | 0 | 0.0% | 0 | 0.0% | 0 | 0.0% | 0 | 0.0% |
| 150000-449999 /uL | 0 | 0.0% | 0 | 0.0% | 0 | 0.0% | 0 | 0.0% |
| 450000+ /uL | 0 | 0.0% | 0 | 0.0% | 0 | 0.0% | 0 | 0.0% |
| 0-134 10*9/L | 1,962 | 2.8% | ***** | ***** | 41 | 1.7% | 301 | 2.0% |
| 135-316 10*9/L | 10,131 | 14.6% | 136 | 26.2% | 245 | 10.0% | 1,768 | 11.9% |
| 317+ 10*9/L | 1,854 | 2.7% | ***** | ***** | 28 | 1.1% | 406 | 2.7% |
| All Other or Missing Numeric Result Values | 74 | 0.1% | ***** | ***** | ***** | ***** | ***** | ***** |
| All Other Result Modifier Values | 1,009 | 1.5% | ***** | ***** | ***** | ***** | ***** | ***** |
| All Other Result Unit Values | 54,198 | 78.3% | 325 | 62.5% | 2,123 | 86.6% | 11,872 | 80.2% |
| Missing Record | 3,130 | 4.3% | ***** | ***** | 341 | 12.2% | 539 | 3.5% |
| Bilirubin, Direct | 22,913 | 31.7% | 263 | 49.9% | 1,464 | 52.4% | 4,026 | 26.2% |
| 0-0.3 mg/dL | 13,092 | 57.1% | 122 | 46.4% | 929 | 63.5% | 2,361 | 58.6% |
| 0.3+ mg/dL | 202 | 0.9% | ***** | ***** | ***** | ***** | 44 | 1.1% |
| All Other or Missing Numeric Result Values | 5,124 | 22.4% | ***** | ***** | ***** | ***** | ***** | ***** |
| All Other Result Modifier Values | 4,495 | 19.6% | ***** | ***** | ***** | ***** | ***** | ***** |
| All Other Result Unit Values | 0 | 0.0% | 0 | 0.0% | 0 | 0.0% | 0 | 0.0% |
| Missing Record | 49,445 | 68.3% | 264 | 50.1% | 1,329 | 47.6% | 11,323 | 73.8% |
| Bilirubin Total | 63,800 | 88.2% | 490 | 93.0% | 2,336 | 83.6% | 13,700 | 89.3% |
| 0-1 mg/dL | 52,475 | 82.2% | 410 | 83.7% | 1,948 | 83.4% | 11,176 | 81.6% |
| 1-1.2 mg/dL | 3,559 | 5.6% | ***** | ***** | 127 | 5.4% | 739 | 5.4% |
| 1.2+ mg/dL | 5,942 | 9.3% | 49 | 10.0% | 209 | 8.9% | 1,346 | 9.8% |
| All Other or Missing Numeric Result Values | ***** | 0.0% | ***** | ***** | ***** | ***** | ***** | ***** |
| All Other Result Modifier Values | 1,813 | 2.8% | ***** | ***** | ***** | ***** | ***** | ***** |
| All Other Result Unit Values | ***** | ***** | 0 | 0.0% | 0 | 0.0% | ***** | ***** |
| Missing Record | 8,558 | 11.8% | 37 | 7.0% | 457 | 16.4% | 1,649 | 10.7% |
| Bilirubin, Indirect | 6,721 | 9.3% | 65 | 12.3% | 405 | 14.5% | 1,332 | 8.7% |
| 0-0.2 mg/dL | 1,181 | 17.6% | 17 | 26.2% | 56 | 13.8% | 233 | 17.5% |
| 0.2-0.8 mg/dL | 4,831 | 71.9% | 45 | 69.2% | 312 | 77.0% | 917 | 68.8% |
| 0.8+ mg/dL | 483 | 7.2% | ***** | ***** | 25 | 6.2% | 133 | 10.0% |

Table 1e. Baseline Characteristics for Patients Hospitalized with COVID-19 from April 1, 2020 to March 21, 2021, Overall and by Race

| | All Patients | | American Indian or Alaska Native | | Asian | | Black or African American | |
|--|--------------|---------|----------------------------------|---------|--------|---------|---------------------------|---------|
| | Number | Percent | Number | Percent | Number | Percent | Number | Percent |
| All Other or Missing Numeric Result Values | 109 | 1.6% | ***** | ***** | ***** | ***** | ***** | ***** |
| All Other Result Modifier Values | 116 | 1.7% | ***** | ***** | ***** | ***** | ***** | ***** |
| All Other Result Unit Values | ***** | ***** | ***** | ***** | ***** | ***** | 0 | 0.0% |
| Missing Record | 65,637 | 90.7% | 462 | 87.7% | 2,388 | 85.5% | 14,017 | 91.3% |
| CRP | 47,836 | 66.1% | 400 | 75.9% | 2,025 | 72.5% | 9,402 | 61.3% |
| 0-0.8 mg/dL | 1,400 | 2.9% | ***** | ***** | 40 | 2.0% | 409 | 4.4% |
| 0.8+ mg/dL | 21,843 | 45.7% | 170 | 42.5% | 742 | 36.6% | 5,393 | 57.4% |
| All Other or Missing Numeric Result Values | 121 | 0.3% | ***** | ***** | ***** | ***** | ***** | ***** |
| All Other Result Modifier Values | 5,150 | 10.8% | ***** | ***** | ***** | ***** | ***** | ***** |
| All Other Result Unit Values | 19,322 | 40.4% | 186 | 46.5% | 1,116 | 55.1% | 2,608 | 27.7% |
| Missing Record | 24,522 | 33.9% | 127 | 24.1% | 768 | 27.5% | 5,947 | 38.7% |
| Ferritin | 49,393 | 68.3% | 381 | 72.3% | 1,963 | 70.3% | 10,645 | 69.4% |
| 0-11 ng/mL | 334 | 0.7% | ***** | ***** | ***** | ***** | 83 | 0.8% |
| 12-307 ng/mL | 15,002 | 30.4% | 83 | 21.8% | 349 | 17.8% | 3,605 | 33.9% |
| 308-336 ng/mL | 1,265 | 2.6% | ***** | ***** | 32 | 1.6% | 313 | 2.9% |
| 337+ ng/mL | 27,634 | 55.9% | 159 | 41.7% | 1,361 | 69.3% | 6,237 | 58.6% |
| All Other or Missing Numeric Result Values | 232 | 0.5% | ***** | ***** | ***** | ***** | ***** | ***** |
| All Other Result Modifier Values | 270 | 0.5% | ***** | ***** | ***** | ***** | ***** | ***** |
| All Other Result Unit Values | 4,656 | 9.4% | 123 | 32.3% | 173 | 8.8% | 245 | 2.3% |
| Missing Record | 22,965 | 31.7% | 146 | 27.7% | 830 | 29.7% | 4,704 | 30.6% |
| D-dimer | 21,242 | 29.4% | 187 | 35.5% | 511 | 18.3% | 6,004 | 39.1% |
| 0-500 ng/mL | 946 | 4.5% | ***** | ***** | 17 | 3.3% | 392 | 6.5% |
| 500+ ng/mL | 2,477 | 11.7% | ***** | ***** | 41 | 8.0% | 1,257 | 20.9% |
| All Other or Missing Numeric Result Values | 141 | 0.7% | ***** | ***** | ***** | ***** | ***** | ***** |
| All Other Result Modifier Values | 906 | 4.3% | ***** | ***** | ***** | ***** | ***** | ***** |
| All Other Result Unit Values | 16,772 | 79.0% | 182 | 97.3% | 428 | 83.8% | 4,009 | 66.8% |
| Missing Record | 51,116 | 70.6% | 340 | 64.5% | 2,282 | 81.7% | 9,345 | 60.9% |
| CPK | 17,864 | 24.7% | 108 | 20.5% | 880 | 31.5% | 4,762 | 31.0% |
| 0-25 U/L | 680 | 3.8% | ***** | ***** | 37 | 4.2% | 81 | 1.7% |
| 26-192 U/L | 7,733 | 43.3% | 57 | 52.8% | 416 | 47.3% | 2,007 | 42.1% |
| 192+ U/L | 4,560 | 25.5% | ***** | ***** | 242 | 27.5% | 1,744 | 36.6% |

Table 1e. Baseline Characteristics for Patients Hospitalized with COVID-19 from April 1, 2020 to March 21, 2021, Overall and by Race

| | All Patients | | American Indian or Alaska Native | | Asian | | Black or African American | |
|--|--------------|---------|----------------------------------|---------|--------|---------|---------------------------|---------|
| | Number | Percent | Number | Percent | Number | Percent | Number | Percent |
| All Other or Missing Numeric Result Values | 82 | 0.5% | ***** | ***** | ***** | ***** | ***** | ***** |
| All Other Result Modifier Values | 63 | 0.4% | ***** | ***** | ***** | ***** | ***** | ***** |
| All Other Result Unit Values | 4,746 | 26.6% | 26 | 24.1% | 183 | 20.8% | 863 | 18.1% |
| Missing Record | 54,494 | 75.3% | 419 | 79.5% | 1,913 | 68.5% | 10,587 | 69.0% |
| WBC Count | 69,143 | 95.6% | 518 | 98.3% | 2,448 | 87.6% | 14,784 | 96.3% |
| 0-4.5 10 ⁹ /L | 2,178 | 3.1% | ***** | ***** | 61 | 2.5% | 367 | 2.5% |
| 4.5-11 10 ⁹ /L | 9,044 | 13.1% | 120 | 23.2% | 205 | 8.4% | 1,629 | 11.0% |
| 11+ 10 ⁹ /L | 2,941 | 4.3% | ***** | ***** | 53 | 2.2% | 485 | 3.3% |
| All Other or Missing Numeric Result Values | ***** | 0.0% | ***** | ***** | ***** | ***** | ***** | ***** |
| All Other Result Modifier Values | 29 | 0.0% | ***** | ***** | ***** | ***** | ***** | ***** |
| All Other Result Unit Values | 54,945 | 79.5% | 323 | 62.4% | 2,126 | 86.8% | 12,292 | 83.1% |
| Missing Record | 3,215 | 4.4% | ***** | ***** | 345 | 12.4% | 565 | 3.7% |
| Absolute Lymphocyte Count | 59,428 | 82.1% | 450 | 85.4% | 2,233 | 79.9% | 13,135 | 85.6% |
| 0-0.94 10 ⁹ /L | 4,483 | 7.5% | ***** | ***** | 125 | 5.6% | 655 | 5.0% |
| 0.95-3.06 10 ⁹ /L | 3,717 | 6.3% | 66 | 14.7% | 115 | 5.2% | 846 | 6.4% |
| 3.07+ 10 ⁹ /L | 244 | 0.4% | ***** | ***** | ***** | ***** | 60 | 0.5% |
| All Other or Missing Numeric Result Values | ***** | ***** | ***** | ***** | ***** | ***** | ***** | ***** |
| All Other Result Modifier Values | ***** | ***** | ***** | ***** | ***** | ***** | ***** | ***** |
| All Other Result Unit Values | 50,915 | 85.7% | 291 | 64.7% | 1,989 | 89.1% | 11,561 | 88.0% |
| Missing Record | 12,930 | 17.9% | 77 | 14.6% | 560 | 20.1% | 2,214 | 14.4% |
| Sodium | 67,595 | 93.4% | 511 | 97.0% | 2,397 | 85.8% | 14,533 | 94.7% |
| 0-135 mEq/L | 0 | 0.0% | 0 | 0.0% | 0 | 0.0% | 0 | 0.0% |
| 135-145 mEq/L | 0 | 0.0% | 0 | 0.0% | 0 | 0.0% | 0 | 0.0% |
| 145+ mEq/L | 0 | 0.0% | 0 | 0.0% | 0 | 0.0% | 0 | 0.0% |
| All Other or Missing Numeric Result Values | 26 | 0.0% | ***** | ***** | ***** | ***** | ***** | ***** |
| All Other Result Modifier Values | 18 | 0.0% | ***** | ***** | ***** | ***** | ***** | ***** |
| All Other Result Unit Values | 67,551 | 99.9% | 511 | 100.0% | 2,394 | 99.9% | 14,519 | 99.9% |
| Missing Record | 4,763 | 6.6% | ***** | ***** | 396 | 14.2% | 816 | 5.3% |
| Aspartate (AST) | 64,339 | 88.9% | 495 | 93.9% | 2,338 | 83.7% | 13,787 | 89.8% |
| 0-40 U/L | 23,621 | 36.7% | 180 | 36.4% | 580 | 24.8% | 5,509 | 40.0% |
| 40+ U/L | 17,425 | 27.1% | 166 | 33.5% | 780 | 33.4% | 3,767 | 27.3% |

Table 1e. Baseline Characteristics for Patients Hospitalized with COVID-19 from April 1, 2020 to March 21, 2021, Overall and by Race

| | All Patients | | American Indian or Alaska Native | | Asian | | Black or African American | |
|--|--------------|---------|----------------------------------|---------|--------|---------|---------------------------|---------|
| | Number | Percent | Number | Percent | Number | Percent | Number | Percent |
| 0-40 [UI]/L | 0 | 0.0% | 0 | 0.0% | 0 | 0.0% | 0 | 0.0% |
| 40+ [UI]/L | 0 | 0.0% | 0 | 0.0% | 0 | 0.0% | 0 | 0.0% |
| All Other or Missing Numeric Result Values | 229 | 0.4% | ***** | ***** | ***** | ***** | ***** | ***** |
| All Other Result Modifier Values | 71 | 0.1% | ***** | ***** | ***** | ***** | ***** | ***** |
| All Other Result Unit Values | 22,993 | 35.7% | 148 | 29.9% | 959 | 41.0% | 4,431 | 32.1% |
| Missing Record | 8,019 | 11.1% | 32 | 6.1% | 455 | 16.3% | 1,562 | 10.2% |
| Alanine (ALT) | 63,750 | 88.1% | 494 | 93.7% | 2,335 | 83.6% | 13,666 | 89.0% |
| 0-40 U/L | 27,100 | 42.5% | 218 | 44.1% | 779 | 33.4% | 6,625 | 48.5% |
| 40+ U/L | 13,344 | 20.9% | 127 | 25.7% | 578 | 24.8% | 2,521 | 18.4% |
| 0-40 [UI]/L | 0 | 0.0% | 0 | 0.0% | 0 | 0.0% | 0 | 0.0% |
| 40+ [UI]/L | 0 | 0.0% | 0 | 0.0% | 0 | 0.0% | 0 | 0.0% |
| All Other or Missing Numeric Result Values | 65 | 0.1% | ***** | ***** | ***** | ***** | ***** | ***** |
| All Other Result Modifier Values | 566 | 0.9% | ***** | ***** | ***** | ***** | ***** | ***** |
| All Other Result Unit Values | 22,675 | 35.6% | 144 | 29.1% | 956 | 40.9% | 4,377 | 32.0% |
| Missing Record | 8,608 | 11.9% | 33 | 6.3% | 458 | 16.4% | 1,683 | 11.0% |
| Venous Lactate | 10,391 | 14.4% | 48 | 9.1% | 625 | 22.4% | 2,201 | 14.3% |
| 0-0.5 mmol/L | 51 | 0.5% | 0 | 0.0% | ***** | ***** | ***** | ***** |
| 0.5-2.2 mmol/L | 8,430 | 81.1% | 38 | 79.2% | 496 | 79.4% | 1,705 | 77.5% |
| 2.2+ mmol/L | 1,762 | 17.0% | ***** | ***** | 118 | 18.9% | 457 | 20.8% |
| All Other or Missing Numeric Result Values | ***** | ***** | ***** | ***** | ***** | ***** | ***** | ***** |
| All Other Result Modifier Values | ***** | ***** | ***** | ***** | ***** | ***** | ***** | ***** |
| All Other Result Unit Values | 0 | 0.0% | 0 | 0.0% | 0 | 0.0% | 0 | 0.0% |
| Missing Record | 61,967 | 85.6% | 479 | 90.9% | 2,168 | 77.6% | 13,148 | 85.7% |
| Troponin I | 39,634 | 54.8% | 209 | 39.7% | 1,636 | 58.6% | 8,860 | 57.7% |
| 0-0.04 ng/mL | 10,050 | 25.4% | 72 | 34.4% | 509 | 31.1% | 2,053 | 23.2% |
| 0.04+ ng/mL | 8,278 | 20.9% | 38 | 18.2% | 331 | 20.2% | 2,191 | 24.7% |
| All Other or Missing Numeric Result Values | 3,637 | 9.2% | ***** | ***** | ***** | ***** | ***** | ***** |
| All Other Result Modifier Values | 16,385 | 41.3% | ***** | ***** | ***** | ***** | ***** | ***** |
| All Other Result Unit Values | 1,284 | 3.2% | ***** | ***** | ***** | ***** | 486 | 5.5% |
| Missing Record | 32,724 | 45.2% | 318 | 60.3% | 1,157 | 41.4% | 6,489 | 42.3% |
| Troponin I, High Sensitivity | 43 | 0.1% | ***** | ***** | ***** | ***** | ***** | ***** |

Table 1e. Baseline Characteristics for Patients Hospitalized with COVID-19 from April 1, 2020 to March 21, 2021, Overall and by Race

| | All Patients | | American Indian or Alaska Native | | Asian | | Black or African American | |
|--|--------------|---------|----------------------------------|---------|--------|---------|---------------------------|---------|
| | Number | Percent | Number | Percent | Number | Percent | Number | Percent |
| 0-14 ng/L | 0 | 0.0% | 0 | 0.0% | 0 | 0.0% | 0 | 0.0% |
| 15+ ng/L | 0 | 0.0% | 0 | 0.0% | 0 | 0.0% | 0 | 0.0% |
| All Other or Missing Numeric Result Values | 0 | 0.0% | ***** | ***** | ***** | ***** | ***** | ***** |
| All Other Result Modifier Values | ***** | 11.6% | ***** | ***** | ***** | ***** | ***** | ***** |
| All Other Result Unit Values | 38 | 88.4% | 0 | 0.0% | ***** | ***** | ***** | ***** |
| Missing Record | 72,315 | 99.9% | 526 | 99.8% | 2,787 | 99.8% | 15,344 | 100.0% |
| BNP | 26,430 | 36.5% | 155 | 29.4% | 895 | 32.0% | 6,208 | 40.4% |
| 0-99 pg/mL | 13,804 | 52.2% | 82 | 52.9% | 485 | 54.2% | 3,444 | 55.5% |
| 100+ pg/mL | 9,973 | 37.7% | 45 | 29.0% | 308 | 34.4% | 2,008 | 32.3% |
| All Other or Missing Numeric Result Values | 485 | 1.8% | ***** | ***** | ***** | ***** | ***** | ***** |
| All Other Result Modifier Values | 2,157 | 8.2% | ***** | ***** | ***** | ***** | ***** | ***** |
| All Other Result Unit Values | 11 | 0.0% | 0 | 0.0% | 0 | 0.0% | ***** | ***** |
| Missing Record | 45,928 | 63.5% | 372 | 70.6% | 1,898 | 68.0% | 9,141 | 59.6% |
| Procalcitonin | 29,255 | 40.4% | 259 | 49.1% | 1,489 | 53.3% | 5,690 | 37.1% |
| 0-0.15 ng/mL | 12,571 | 43.0% | 88 | 34.0% | 654 | 43.9% | 2,100 | 36.9% |
| 0.15+ ng/mL | 14,085 | 48.1% | 160 | 61.8% | 729 | 49.0% | 3,051 | 53.6% |
| All Other or Missing Numeric Result Values | 434 | 1.5% | ***** | ***** | ***** | ***** | ***** | ***** |
| All Other Result Modifier Values | 2,123 | 7.3% | ***** | ***** | ***** | ***** | ***** | ***** |
| All Other Result Unit Values | 42 | 0.1% | 0 | 0.0% | 0 | 0.0% | 24 | 0.4% |
| Missing Record | 43,103 | 59.6% | 268 | 50.9% | 1,304 | 46.7% | 9,659 | 62.9% |
| LDH | 41,218 | 57.0% | 341 | 64.7% | 1,824 | 65.3% | 8,425 | 54.9% |
| 0-80 U/L | ***** | ***** | 0 | 0.0% | 0 | 0.0% | ***** | ***** |
| 80-225 U/L | 5,884 | 14.3% | 38 | 11.1% | 125 | 6.9% | 1,255 | 14.9% |
| 225+ U/L | 21,961 | 53.3% | 212 | 62.2% | 908 | 49.8% | 5,129 | 60.9% |
| All Other or Missing Numeric Result Values | 820 | 2.0% | ***** | ***** | ***** | ***** | ***** | ***** |
| All Other Result Modifier Values | 34 | 0.1% | ***** | ***** | ***** | ***** | ***** | ***** |
| All Other Result Unit Values | 12,509 | 30.3% | 89 | 26.1% | 699 | 38.3% | 1,881 | 22.3% |
| Missing Record | 31,140 | 43.0% | 186 | 35.3% | 969 | 34.7% | 6,924 | 45.1% |
| PT/INR | 35,623 | 49.2% | 283 | 53.7% | 1,528 | 54.7% | 7,913 | 51.6% |
| 0-11 s | 0 | 0.0% | 0 | 0.0% | 0 | 0.0% | 0 | 0.0% |
| 11-13.4 s | 0 | 0.0% | 0 | 0.0% | 0 | 0.0% | 0 | 0.0% |

Table 1e. Baseline Characteristics for Patients Hospitalized with COVID-19 from April 1, 2020 to March 21, 2021, Overall and by Race

| | All Patients | | American Indian or Alaska Native | | Asian | | Black or African American | |
|--|--------------|---------|----------------------------------|---------|--------|---------|---------------------------|---------|
| | Number | Percent | Number | Percent | Number | Percent | Number | Percent |
| 13.4+ s | 0 | 0.0% | 0 | 0.0% | 0 | 0.0% | 0 | 0.0% |
| 0-0.8 | 0 | 0.0% | 0 | 0.0% | 0 | 0.0% | 0 | 0.0% |
| 0.8-1.1 | 562 | 1.6% | ***** | ***** | 11 | 0.7% | 206 | 2.6% |
| 1.1+ | 1,123 | 3.2% | ***** | ***** | 12 | 0.8% | 476 | 6.0% |
| All Other or Missing Numeric Result Values | 25 | 0.1% | ***** | ***** | ***** | ***** | ***** | ***** |
| All Other Result Modifier Values | 61 | 0.2% | ***** | ***** | ***** | ***** | ***** | ***** |
| All Other Result Unit Values | 33,852 | 95.0% | 282 | 99.6% | 1,502 | 98.3% | 7,198 | 91.0% |
| Missing Record | 36,735 | 50.8% | 244 | 46.3% | 1,265 | 45.3% | 7,436 | 48.4% |
| Index Criteria (-7, 1 days) | | | | | | | | |
| COVID Lab | 53,084 | 73.4% | 373 | 70.8% | 2,155 | 77.2% | 11,893 | 77.5% |
| Borderline | 0 | 0.0% | 0 | 0.0% | 0 | 0.0% | 0 | 0.0% |
| Detected | 18,097 | 34.1% | 210 | 56.3% | 456 | 21.2% | 3,573 | 30.0% |
| Inconclusive | ***** | ***** | 0 | 0.0% | 0 | 0.0% | ***** | ***** |
| Negative | 3,517 | 6.6% | ***** | ***** | 149 | 6.9% | 854 | 7.2% |
| Not Detected | 1,010 | 1.9% | ***** | ***** | 19 | 0.9% | 271 | 2.3% |
| Positive | 25,823 | 48.6% | 118 | 31.6% | 1,435 | 66.6% | 6,380 | 53.6% |
| Presumptive Positive | 24 | 0.0% | 0 | 0.0% | ***** | ***** | ***** | ***** |
| SARS Coronavirus 2 | 0 | 0.0% | 0 | 0.0% | 0 | 0.0% | 0 | 0.0% |
| Undetermined | 13 | 0.0% | 0 | 0.0% | ***** | ***** | ***** | ***** |
| All Other Result Qual Values | 4,594 | 8.7% | ***** | ***** | 93 | 4.3% | 807 | 6.8% |
| Missing Record | 19,274 | 26.6% | 154 | 29.2% | 638 | 22.8% | 3,456 | 22.5% |
| COVID Diagnosis | 72,358 | 100.0% | 527 | 100.0% | 2,793 | 100.0% | 15,349 | 100.0% |
| Hospitalized for COVID | 72,358 | 100.0% | 527 | 100.0% | 2,793 | 100.0% | 15,349 | 100.0% |
| Medical Utilization (-183, -1 days) | | | | | | | | |
| Any (1) Diagnosis or Procedure | 42,613 | 58.9% | 247 | 46.9% | 1,353 | 48.4% | 9,489 | 61.8% |
| Any (2) Diagnoses or Procedures | 33,119 | 45.8% | 201 | 38.1% | 897 | 32.1% | 7,487 | 48.8% |
| Any (3) Diagnoses or Procedures | 27,728 | 38.3% | 177 | 33.6% | 718 | 25.7% | 6,391 | 41.6% |
| Any (1) Inpatient Diagnosis or Procedure | 13,943 | 19.3% | 73 | 13.9% | 498 | 17.8% | 3,319 | 21.6% |
| Any (2) Inpatient Diagnoses or Procedures | 9,115 | 12.6% | 54 | 10.2% | 238 | 8.5% | 2,405 | 15.7% |
| Any (3) Inpatient Diagnoses or Procedures | 7,669 | 10.6% | 44 | 8.3% | 199 | 7.1% | 2,067 | 13.5% |

Table 1e. Baseline Characteristics for Patients Hospitalized with COVID-19 from April 1, 2020 to March 21, 2021, Overall and by Race

| | All Patients | | American Indian or Alaska Native | | Asian | | Black or African American | |
|--|--------------|---------|----------------------------------|---------|--------|---------|---------------------------|---------|
| | Number | Percent | Number | Percent | Number | Percent | Number | Percent |
| Any (1) Institutional Stay Diagnosis or Procedure | 213 | 0.3% | ***** | ***** | ***** | ***** | 25 | 0.2% |
| Any (2) Institutional Stay Diagnoses or Procedures | 134 | 0.2% | ***** | ***** | ***** | ***** | 13 | 0.1% |
| Any (3) Institutional Stay Diagnoses or Procedures | 93 | 0.1% | ***** | ***** | 0 | 0.0% | ***** | ***** |
| Any (1) Emergency Department Diagnosis or Procedure | 16,773 | 23.2% | 103 | 19.5% | 630 | 22.6% | 4,169 | 27.2% |
| Any (2) Emergency Department Diagnoses or Procedures | 6,652 | 9.2% | 48 | 9.1% | 193 | 6.9% | 1,812 | 11.8% |
| Any (3) Emergency Department Diagnoses or Procedures | 3,525 | 4.9% | 26 | 4.9% | 97 | 3.5% | 968 | 6.3% |
| Any (1) Ambulatory Diagnosis or Procedure | 30,148 | 41.7% | 196 | 37.2% | 800 | 28.6% | 6,425 | 41.9% |
| Any (2) Ambulatory Diagnoses or Procedures | 22,986 | 31.8% | 160 | 30.4% | 580 | 20.8% | 4,932 | 32.1% |
| Any (3) Ambulatory Diagnoses or Procedures | 18,223 | 25.2% | 133 | 25.2% | 451 | 16.1% | 3,920 | 25.5% |
| Any (1) Other Ambulatory Diagnosis or Procedure | 11,284 | 15.6% | 67 | 12.7% | 312 | 11.2% | 2,854 | 18.6% |
| Any (2) Other Ambulatory Diagnoses or Procedures | 7,520 | 10.4% | 48 | 9.1% | 194 | 6.9% | 1,931 | 12.6% |
| Any (3) Other Ambulatory Diagnoses or Procedures | 5,610 | 7.8% | 38 | 7.2% | 142 | 5.1% | 1,435 | 9.3% |
| Drug Utilization (-183, -1 days) | | | | | | | | |
| Any (1) Prescription | 38,757 | 53.6% | 221 | 41.9% | 1,162 | 41.6% | 8,955 | 58.3% |
| Any (2) Prescriptions | 28,807 | 39.8% | 178 | 33.8% | 769 | 27.5% | 6,770 | 44.1% |
| Any (3) Prescriptions | 23,760 | 32.8% | 148 | 28.1% | 597 | 21.4% | 5,670 | 36.9% |
| Any (1) Dispensings | 15,620 | 21.6% | 147 | 27.9% | 369 | 13.2% | 4,102 | 26.7% |
| Any (2) Dispensings | 13,773 | 19.0% | 133 | 25.2% | 307 | 11.0% | 3,582 | 23.3% |
| Any (3) Dispensings | 12,619 | 17.4% | 120 | 22.8% | 271 | 9.7% | 3,246 | 21.1% |

Table 1e. Baseline Characteristics for Patients Hospitalized with COVID-19 from April 1, 2020 to March 21, 2021, Overall and by Race

| | All Patients | | American Indian or Alaska Native | | Asian | | Black or African American | |
|---------------------------------|--------------|---------|----------------------------------|---------|--------|---------|---------------------------|---------|
| | Number | Percent | Number | Percent | Number | Percent | Number | Percent |
| Any (1) Medical Administration | 25,237 | 34.9% | 163 | 30.9% | 730 | 26.1% | 6,066 | 39.5% |
| Any (2) Medical Administrations | 16,075 | 22.2% | 113 | 21.4% | 372 | 13.3% | 4,071 | 26.5% |
| Any (3) Medical Administrations | 12,611 | 17.4% | 86 | 16.3% | 271 | 9.7% | 3,244 | 21.1% |

Table 1e. Baseline Characteristics for Patients Hospitalized with COVID-19 from April 1, 2020 to March 21, 2021, Overall and by Race

| | Native Hawaiian or Other Pacific Islander | | White | | Other | | Missing | |
|---|---|--------------------|--------|--------------------|--------|--------------------|---------|--------------------|
| | Number | Percent | Number | Percent | Number | Percent | Number | Percent |
| Number of unique patients | 236 | | 41,931 | | 6,728 | | 4,794 | |
| Age (years) | Mean | Standard Deviation | Mean | Standard Deviation | Mean | Standard Deviation | Mean | Standard Deviation |
| Mean Age | 49.3 | 18.1 | 62.0 | 18.8 | 51.4 | 19.6 | 54.6 | 18.7 |
| | Number | Percent | Number | Percent | Number | Percent | Number | Percent |
| 0-5 | ***** | ***** | 378 | 0.9% | 144 | 2.1% | 82 | 1.7% |
| 6-11 | ***** | ***** | 170 | 0.4% | 57 | 0.8% | 30 | 0.6% |
| 12-18 | ***** | ***** | 571 | 1.4% | 144 | 2.1% | 99 | 2.1% |
| 19-29 | 28 | 11.9% | 2,268 | 5.4% | 750 | 11.1% | 386 | 8.1% |
| 30-39 | 43 | 18.2% | 2,913 | 6.9% | 893 | 13.3% | 529 | 11.0% |
| 40-49 | 27 | 11.4% | 3,610 | 8.6% | 987 | 14.7% | 662 | 13.8% |
| 50-64 | 70 | 29.7% | 10,442 | 24.9% | 1,793 | 26.6% | 1,338 | 27.9% |
| 65-74 | 39 | 16.5% | 9,135 | 21.8% | 1,069 | 15.9% | 862 | 18.0% |
| 75+ | 19 | 8.1% | 12,444 | 29.7% | 891 | 13.2% | 806 | 16.8% |
| Sex | | | | | | | | |
| Female | 118 | 50.0% | 19,490 | 46.5% | 3,216 | 47.8% | 2,135 | 44.5% |
| Male | 118 | 50.0% | 22,441 | 53.5% | 3,512 | 52.2% | 2,659 | 55.5% |
| Race | | | | | | | | |
| American Indian or Alaska Native | 0 | 0.0% | 0 | 0.0% | 0 | 0.0% | 0 | 0.0% |
| Asian | 0 | 0.0% | 0 | 0.0% | 0 | 0.0% | 0 | 0.0% |
| Black or African American | 0 | 0.0% | 0 | 0.0% | 0 | 0.0% | 0 | 0.0% |
| Native Hawaiian or Other Pacific Islander | 236 | 100.0% | 0 | 0.0% | 0 | 0.0% | 0 | 0.0% |
| White | 0 | 0.0% | 41,931 | 100.0% | 0 | 0.0% | 0 | 0.0% |
| Other | 0 | 0.0% | 0 | 0.0% | 6,728 | 100.0% | 0 | 0.0% |
| Missing | 0 | 0.0% | 0 | 0.0% | 0 | 0.0% | 4,794 | 100.0% |
| Hispanic | | | | | | | | |
| Yes | 64 | 27.1% | 7,134 | 17.0% | 4,658 | 69.2% | 2,512 | 52.4% |
| No | 163 | 69.1% | 34,168 | 81.5% | 1,485 | 22.1% | 1,236 | 25.8% |
| Other | ***** | ***** | 81 | 0.2% | 91 | 1.4% | 40 | 0.8% |
| Missing | ***** | ***** | 548 | 1.3% | 494 | 7.3% | 1,006 | 21.0% |

Table 1e. Baseline Characteristics for Patients Hospitalized with COVID-19 from April 1, 2020 to March 21, 2021, Overall and by Race

| | Native Hawaiian or Other Pacific Islander | | White | | Other | | Missing | |
|--------------------------------|---|---------|--------|---------|--------|---------|---------|---------|
| | Number | Percent | Number | Percent | Number | Percent | Number | Percent |
| Index Year | | | | | | | | |
| 2020 | 178 | 75.4% | 29,183 | 69.6% | 5,088 | 75.6% | 3,867 | 80.7% |
| 2021 | 58 | 24.6% | 12,748 | 30.4% | 1,640 | 24.4% | 927 | 19.3% |
| Index Month and Year | | | | | | | | |
| Apr-20 | 16 | 6.8% | 2,750 | 6.6% | 921 | 13.7% | 1,302 | 27.2% |
| May-20 | 17 | 7.2% | 1,439 | 3.4% | 392 | 5.8% | 402 | 8.4% |
| Jun-20 | 13 | 5.5% | 1,533 | 3.7% | 522 | 7.8% | 250 | 5.2% |
| Jul-20 | 20 | 8.5% | 2,634 | 6.3% | 827 | 12.3% | 295 | 6.2% |
| Aug-20 | 22 | 9.3% | 2,194 | 5.2% | 410 | 6.1% | 266 | 5.5% |
| Sep-20 | 12 | 5.1% | 1,801 | 4.3% | 241 | 3.6% | 199 | 4.2% |
| Oct-20 | 17 | 7.2% | 3,206 | 7.6% | 383 | 5.7% | 249 | 5.2% |
| Nov-20 | 32 | 13.6% | 6,323 | 15.1% | 570 | 8.5% | 410 | 8.6% |
| Dec-20 | 29 | 12.3% | 7,303 | 17.4% | 822 | 12.2% | 494 | 10.3% |
| Jan-21 | 31 | 13.1% | 7,091 | 16.9% | 889 | 13.2% | 496 | 10.3% |
| Feb-21 | 14 | 5.9% | 3,251 | 7.8% | 407 | 6.0% | 222 | 4.6% |
| Mar-21 | 13 | 5.5% | 2,406 | 5.7% | 344 | 5.1% | 209 | 4.4% |
| Census Bureau Region | | | | | | | | |
| Northeast | 42 | 17.8% | 4,892 | 11.7% | 2,101 | 31.2% | 1,727 | 36.0% |
| Midwest | 32 | 13.6% | 9,811 | 23.4% | 573 | 8.5% | 353 | 7.4% |
| South | 67 | 28.4% | 15,522 | 37.0% | 2,218 | 33.0% | 575 | 12.0% |
| West | 55 | 23.3% | 1,340 | 3.2% | 331 | 4.9% | 15 | 0.3% |
| Other | 0 | 0.0% | 0 | 0.0% | ***** | ***** | ***** | ***** |
| Missing | 40 | 16.9% | 10,366 | 24.7% | 1,499 | 22.3% | 2,120 | 44.2% |
| Rural/Urban¹ | | | | | | | | |
| Isolated | ***** | ***** | 1,005 | 2.4% | 33 | 0.5% | 39 | 0.8% |
| Large Rural | ***** | ***** | 2,355 | 5.6% | 109 | 1.6% | 95 | 2.0% |
| Small Rural | ***** | ***** | 1,648 | 3.9% | 85 | 1.3% | 76 | 1.6% |
| Urban | 185 | 78.4% | 28,200 | 67.3% | 5,237 | 77.8% | 2,505 | 52.3% |
| Missing | 37 | 15.7% | 8,723 | 20.8% | 1,264 | 18.8% | 2,079 | 43.4% |

Table 1e. Baseline Characteristics for Patients Hospitalized with COVID-19 from April 1, 2020 to March 21, 2021, Overall and by Race

| | Native Hawaiian or Other Pacific Islander | | White | | Other | | Missing | |
|--|---|---------|--------|---------|--------|---------|---------|---------|
| | Number | Percent | Number | Percent | Number | Percent | Number | Percent |
| SES² | | | | | | | | |
| Q1 | 36 | 15.3% | 9,928 | 23.7% | 510 | 7.6% | 226 | 4.7% |
| Q2 | 41 | 17.4% | 7,878 | 18.8% | 923 | 13.7% | 333 | 6.9% |
| Q3 | 51 | 21.6% | 7,990 | 19.1% | 1,350 | 20.1% | 439 | 9.2% |
| Q4 | 71 | 30.1% | 7,408 | 17.7% | 2,679 | 39.8% | 1,717 | 35.8% |
| Missing | 37 | 15.7% | 8,727 | 20.8% | 1,266 | 18.8% | 2,079 | 43.4% |
| Patient Vitals | | | | | | | | |
| BMI by Age: 0-1 years³ | | | | | | | | |
| Underweight (<2.3rd percentile) | 0 | 0.0% | 13 | 4.9% | ***** | ***** | ***** | ***** |
| Normal weight (2.3rd - <97.7th percentile) | ***** | ***** | 78 | 29.7% | 35 | 37.2% | 14 | 26.4% |
| Overweight/obese (97.7th - <99th percentile) | 0 | 0.0% | ***** | ***** | ***** | ***** | ***** | ***** |
| Severely obese (>=99th percentile) | 0 | 0.0% | 11 | 4.2% | ***** | ***** | ***** | ***** |
| All Other BMI Values | ***** | ***** | ***** | ***** | ***** | ***** | ***** | ***** |
| BMI Missing | ***** | ***** | ***** | ***** | ***** | ***** | ***** | ***** |
| BMI by Age: 2-5 years | | | | | | | | |
| Underweight (<5th percentile) | 0 | 0.0% | ***** | ***** | 0 | 0.0% | ***** | ***** |
| Normal weight (5th - <85th percentile) | 0 | 0.0% | 27 | 23.5% | 11 | 22.0% | ***** | ***** |
| Overweight (85th - <95th percentile) | 0 | 0.0% | ***** | ***** | ***** | ***** | ***** | ***** |
| Obese (95th - <120% of 95th percentile) | 0 | 0.0% | 12 | 10.4% | ***** | ***** | ***** | ***** |
| Severely obese (>=120% of 95th percentile) | ***** | ***** | ***** | ***** | 0 | 0.0% | ***** | ***** |
| All Other BMI Values | ***** | ***** | ***** | ***** | ***** | ***** | ***** | ***** |
| BMI Missing | ***** | ***** | ***** | ***** | ***** | ***** | ***** | ***** |
| BMI by Age: 6-11 years | | | | | | | | |
| Underweight (<5th percentile) | 0 | 0.0% | ***** | ***** | ***** | ***** | ***** | ***** |
| Normal weight (5th - <85th percentile) | 0 | 0.0% | 43 | 25.3% | 11 | 19.3% | ***** | ***** |
| Overweight (85th - <95th percentile) | ***** | ***** | 13 | 7.6% | ***** | ***** | ***** | ***** |
| Obese (95th - <120% of 95th percentile) | 0 | 0.0% | ***** | ***** | 0 | 0.0% | ***** | ***** |
| Severely obese (>=120% of 95th percentile) | ***** | ***** | ***** | ***** | ***** | ***** | ***** | ***** |
| All Other BMI Values | ***** | ***** | ***** | ***** | ***** | ***** | ***** | ***** |

Table 1e. Baseline Characteristics for Patients Hospitalized with COVID-19 from April 1, 2020 to March 21, 2021, Overall and by Race

| | Native Hawaiian or Other Pacific Islander | | White | | Other | | Missing | |
|--|---|---------|--------|---------|--------|---------|---------|---------|
| | Number | Percent | Number | Percent | Number | Percent | Number | Percent |
| BMI Missing | ***** | ***** | ***** | ***** | ***** | ***** | ***** | ***** |
| BMI by Age: 12-17 years | | | | | | | | |
| Underweight (<5th percentile) | 0 | 0.0% | ***** | ***** | ***** | ***** | ***** | ***** |
| Normal weight (5th - <85th percentile) | ***** | ***** | 87 | 19.6% | 12 | 11.0% | ***** | ***** |
| Overweight (85th - <95th percentile) | 0 | 0.0% | 27 | 6.1% | ***** | ***** | ***** | ***** |
| Obese (95th - <120% of 95th percentile) | 0 | 0.0% | 25 | 5.6% | ***** | ***** | ***** | ***** |
| Severely obese (>=120% of 95th percentile) | ***** | ***** | 30 | 6.7% | ***** | ***** | ***** | ***** |
| All Other BMI Values | ***** | ***** | ***** | ***** | ***** | ***** | ***** | ***** |
| BMI Missing | ***** | ***** | ***** | ***** | ***** | ***** | ***** | ***** |
| BMI by Age: 18-19 years | | | | | | | | |
| Underweight (<5th percentile) | 0 | 0.0% | ***** | ***** | 0 | 0.0% | 0 | 0.0% |
| Normal weight (5th - <85th percentile) | 0 | 0.0% | 64 | 23.2% | 13 | 14.9% | ***** | ***** |
| Overweight (85th - <95th percentile) | ***** | ***** | 19 | 6.9% | ***** | ***** | ***** | ***** |
| Obese (95th - <120% of 95th percentile) | ***** | ***** | 19 | 6.9% | ***** | ***** | ***** | ***** |
| Severely obese (>=120% of 95th percentile) | 0 | 0.0% | 16 | 5.8% | ***** | ***** | ***** | ***** |
| All Other BMI Values | ***** | ***** | ***** | ***** | ***** | ***** | ***** | ***** |
| BMI Missing | ***** | ***** | ***** | ***** | ***** | ***** | ***** | ***** |
| BMI by Age: 20-65+ years | | | | | | | | |
| Underweight (<18.5 kg/m2) | ***** | ***** | 406 | 1.0% | 38 | 0.6% | 44 | 1.0% |
| Normal weight (18.5 - <25 kg/m2) | ***** | ***** | 3,660 | 9.0% | 500 | 7.9% | 299 | 6.6% |
| Overweight (25 - <30 kg/m2) | 20 | 9.0% | 5,419 | 13.3% | 800 | 12.6% | 482 | 10.6% |
| Obese (>=30 kg/m2) | 65 | 29.3% | 9,424 | 23.2% | 1,226 | 19.4% | 784 | 17.2% |
| BMI Missing | 125 | 56.3% | 21,753 | 53.5% | 3,767 | 59.5% | 2,947 | 64.7% |
| Smoking Status | | | | | | | | |
| Current every day smoker | ***** | ***** | 630 | 1.5% | 28 | 0.4% | 56 | 1.2% |
| Current some day smoker | 0 | 0.0% | 126 | 0.3% | 24 | 0.4% | 13 | 0.3% |
| Former smoker | 17 | 7.2% | 5,157 | 12.3% | 222 | 3.3% | 356 | 7.4% |
| Never smoker | 53 | 22.5% | 6,536 | 15.6% | 642 | 9.5% | 623 | 13.0% |
| Smoker, current status unknown | ***** | ***** | 26 | 0.1% | ***** | ***** | 0 | 0.0% |
| Unknown if ever smoked | ***** | ***** | 251 | 0.6% | 69 | 1.0% | 20 | 0.4% |

Table 1e. Baseline Characteristics for Patients Hospitalized with COVID-19 from April 1, 2020 to March 21, 2021, Overall and by Race

| | Native Hawaiian or Other Pacific Islander | | White | | Other | | Missing | |
|---|---|---------|--------|---------|--------|---------|---------|---------|
| | Number | Percent | Number | Percent | Number | Percent | Number | Percent |
| Heavy tobacco smoker | 0 | 0.0% | 32 | 0.1% | ***** | ***** | ***** | ***** |
| Light tobacco smoker | 0 | 0.0% | 66 | 0.2% | ***** | ***** | 11 | 0.2% |
| No information | 25 | 10.6% | 5,631 | 13.4% | 989 | 14.7% | 164 | 3.4% |
| Other | ***** | ***** | 1,052 | 2.5% | ***** | ***** | 25 | 0.5% |
| Unknown | ***** | ***** | 149 | 0.4% | 60 | 0.9% | 19 | 0.4% |
| All Other Smoking Values | 0 | 0.0% | 0 | 0.0% | 0 | 0.0% | 0 | 0.0% |
| Smoking Missing | 132 | 55.9% | 22,275 | 53.1% | 4,683 | 69.6% | 3,503 | 73.1% |
| Recorded History Of Prior to Index Event (-183, -1 days) | | | | | | | | |
| Combined comorbidity raw score | 0.9 | | 1.3 | | 0.9 | | 0.7 | |
| Asthma | ***** | ***** | 1,708 | 4.1% | 305 | 4.5% | 227 | 4.7% |
| Any Cancer | 14 | 5.9% | 3,164 | 7.5% | 273 | 4.1% | 156 | 3.3% |
| Chronic Obstructive Pulmonary Disease (COPD) | ***** | ***** | 3,178 | 7.6% | 203 | 3.0% | 143 | 3.0% |
| Obesity | 38 | 16.1% | 4,837 | 11.5% | 617 | 9.2% | 296 | 6.2% |
| Chronic Kidney Disease | 30 | 12.7% | 5,834 | 13.9% | 568 | 8.4% | 317 | 6.6% |
| Diabetes Mellitus | 52 | 22.0% | 7,097 | 16.9% | 889 | 13.2% | 578 | 12.1% |
| Hypertension | 67 | 28.4% | 12,588 | 30.0% | 1,261 | 18.7% | 856 | 17.9% |
| Liver Disease | ***** | ***** | 1,656 | 3.9% | 223 | 3.3% | 126 | 2.6% |
| Vascular Disease | 52 | 22.0% | 10,734 | 25.6% | 1,042 | 15.5% | 622 | 13.0% |
| Congestive Heart Failure | 14 | 5.9% | 3,703 | 8.8% | 311 | 4.6% | 208 | 4.3% |
| Coronary Artery Disease | 30 | 12.7% | 5,486 | 13.1% | 500 | 7.4% | 308 | 6.4% |
| Solid Organ Transplant | ***** | ***** | 171 | 0.4% | 25 | 0.4% | 12 | 0.3% |
| Blood Stem Cell Transplant | ***** | ***** | 39 | 0.1% | ***** | ***** | ***** | ***** |
| HIV | ***** | ***** | 85 | 0.2% | 28 | 0.4% | 35 | 0.7% |
| Smoking | 15 | 6.4% | 5,627 | 13.4% | 494 | 7.3% | 209 | 4.4% |
| Neurologic Conditions | 16 | 6.8% | 3,748 | 8.9% | 350 | 5.2% | 217 | 4.5% |
| Sickle Cell Disease | 0 | 0.0% | ***** | ***** | 12 | 0.2% | ***** | ***** |
| Drug or alcohol Abuse/Dependence | ***** | ***** | 1,127 | 2.7% | 165 | 2.5% | 131 | 2.7% |

Table 1e. Baseline Characteristics for Patients Hospitalized with COVID-19 from April 1, 2020 to March 21, 2021, Overall and by Race

| | Native Hawaiian or Other Pacific Islander | | White | | Other | | Missing | |
|--|---|---------|--------|---------|--------|---------|---------|---------|
| | Number | Percent | Number | Percent | Number | Percent | Number | Percent |
| Pulmonary Conditions (including ARDS, Acute Resp Failure, Pneumonia, Chronic Resp Failure) | 25 | 10.6% | 3,937 | 9.4% | 614 | 9.1% | 309 | 6.4% |
| Cystic Fibrosis | 0 | 0.0% | 33 | 0.1% | ***** | ***** | ***** | ***** |
| Interstitial Lung Disease | ***** | ***** | 507 | 1.2% | 52 | 0.8% | 34 | 0.7% |
| Recorded Use Of Prior to Index Event (-183, -1 days) | | | | | | | | |
| Immunosuppressants | 11 | 4.7% | 1,267 | 3.0% | 173 | 2.6% | 91 | 1.9% |
| Immune Modulators | 12 | 5.1% | 1,683 | 4.0% | 199 | 3.0% | 105 | 2.2% |
| Glucocorticoids - Systemic | 33 | 14.0% | 5,724 | 13.7% | 689 | 10.2% | 381 | 7.9% |
| Glucocorticoids - Non-systemic (includes inhaled, ophthalmic, topical) | ***** | ***** | 2,052 | 4.9% | 196 | 2.9% | 153 | 3.2% |
| Glucocorticoids - Inhaled | ***** | ***** | 1,086 | 2.6% | 97 | 1.4% | 32 | 0.7% |
| Glucocorticoids - Ophthalmic | 0 | 0.0% | 146 | 0.3% | 13 | 0.2% | 18 | 0.4% |
| Glucocorticoids - Topical | ***** | ***** | 893 | 2.1% | 100 | 1.5% | 105 | 2.2% |
| Chemotherapy | ***** | ***** | 878 | 2.1% | 87 | 1.3% | 37 | 0.8% |
| Death Record from April 1, 2020 to March 21, 2021 | | | | | | | | |
| Death | 23 | 9.7% | 6,444 | 15.4% | 707 | 10.5% | 522 | 10.9% |
| Concurrent Use Of (-30, 0 days) | | | | | | | | |
| Angiotensin Converting Enzyme (ACE) Inhibitors Prescription | 21 | 8.9% | 3,331 | 7.9% | 383 | 5.7% | 227 | 4.7% |
| Angiotensin Converting Enzyme (ACE) Inhibitors Dispensing | ***** | ***** | 1,043 | 2.5% | 104 | 1.5% | 178 | 3.7% |
| Angiotensin II Receptor Blockers (ARBs) Prescription | ***** | ***** | 2,845 | 6.8% | 274 | 4.1% | 147 | 3.1% |
| Angiotensin II Receptor Blockers (ARBs) Dispensing | ***** | ***** | 837 | 2.0% | 63 | 0.9% | 117 | 2.4% |
| Vasopressors Prescription | ***** | ***** | 286 | 0.7% | 42 | 0.6% | 35 | 0.7% |
| Vasopressors Dispensing | 13 | 5.5% | 1,991 | 4.7% | 322 | 4.8% | 132 | 2.8% |
| Symptomatic Use (-1, 14 days) | | | | | | | | |
| Remdesivir | 85 | 36.0% | 15,598 | 37.2% | 1,814 | 27.0% | 1,174 | 24.5% |

Table 1e. Baseline Characteristics for Patients Hospitalized with COVID-19 from April 1, 2020 to March 21, 2021, Overall and by Race

| | Native Hawaiian or Other Pacific Islander | | White | | Other | | Missing | |
|--|---|---------|--------|---------|--------|---------|---------|---------|
| | Number | Percent | Number | Percent | Number | Percent | Number | Percent |
| Monoclonal antibodies | 0 | 0.0% | 102 | 0.2% | ***** | ***** | ***** | ***** |
| Systemic glucocorticoids | 132 | 55.9% | 20,763 | 49.5% | 2,803 | 41.7% | 1,938 | 40.4% |
| Baricitinib | ***** | ***** | 200 | 0.5% | 13 | 0.2% | 59 | 1.2% |
| Tocilizumab | ***** | ***** | 74 | 0.2% | 21 | 0.3% | 29 | 0.6% |
| Hydroxychloroquine | ***** | ***** | 1,657 | 4.0% | 659 | 9.8% | 427 | 8.9% |
| Ivermectin | ***** | ***** | 445 | 1.1% | 19 | 0.3% | 17 | 0.4% |
| IL-1 inhibitors (aanakinra, cankinumab) | ***** | ***** | 61 | 0.1% | 13 | 0.2% | 88 | 1.8% |
| Azithromycin | 72 | 30.5% | 10,956 | 26.1% | 1,720 | 25.6% | 1,519 | 31.7% |
| Vitamin D | 90 | 38.1% | 14,155 | 33.8% | 1,775 | 26.4% | 952 | 19.9% |
| Supplemental oxygen | 25 | 10.6% | 3,700 | 8.8% | 552 | 8.2% | 327 | 6.8% |
| High-flow nasal oxygen | ***** | ***** | 341 | 0.8% | 67 | 1.0% | 15 | 0.3% |
| Hemodialysis/filtration | 43 | 18.2% | 1,673 | 4.0% | 536 | 8.0% | 107 | 2.2% |
| Clinical Observations (-1, 14 days)⁴ | | | | | | | | |
| Respiratory rate | 73 | 30.9% | 7,662 | 18.3% | 1,208 | 18.0% | 2,237 | 46.7% |
| 0-22 /min | ***** | ***** | 351 | 4.6% | 0 | 0.0% | 1,075 | 48.1% |
| 22+ /min | ***** | ***** | 94 | 1.2% | 0 | 0.0% | 247 | 11.0% |
| 0-22 number of breaths | 0 | 0.0% | 0 | 0.0% | 0 | 0.0% | 0 | 0.0% |
| 22+ number of breaths | 0 | 0.0% | 0 | 0.0% | 0 | 0.0% | 0 | 0.0% |
| All Other or Missing Numeric Result Values | ***** | ***** | ***** | ***** | ***** | ***** | ***** | ***** |
| All Other Result Modifier Values | ***** | ***** | ***** | ***** | ***** | ***** | ***** | ***** |
| All Other Result Unit Values | 16 | 21.9% | 5,145 | 67.1% | 790 | 65.4% | 434 | 19.4% |
| Missing Record | 163 | 69.1% | 34,269 | 81.7% | 5,520 | 82.0% | 2,557 | 53.3% |
| Temperature | 92 | 39.0% | 10,517 | 25.1% | 2,270 | 33.7% | 2,988 | 62.3% |
| 0-100.4 [degF] | 14 | 15.2% | 2,193 | 20.9% | 342 | 15.1% | 292 | 9.8% |
| 100.4+ [degF] | ***** | ***** | 261 | 2.5% | 47 | 2.1% | 67 | 2.2% |
| 0-38 Cel | 0 | 0.0% | 673 | 6.4% | 84 | 3.7% | ***** | ***** |
| 38+ Cel | 0 | 0.0% | 11 | 0.1% | ***** | ***** | 0 | 0.0% |
| All Other or Missing Numeric Result Values | ***** | ***** | ***** | ***** | ***** | ***** | ***** | ***** |
| All Other Result Modifier Values | ***** | ***** | ***** | ***** | ***** | ***** | ***** | ***** |
| All Other Result Unit Values | 19 | 20.7% | 4,738 | 45.1% | 1,361 | 60.0% | 1,565 | 52.4% |

Table 1e. Baseline Characteristics for Patients Hospitalized with COVID-19 from April 1, 2020 to March 21, 2021, Overall and by Race

| | Native Hawaiian or Other Pacific Islander | | White | | Other | | Missing | |
|--|---|---------|--------|---------|--------|---------|---------|---------|
| | Number | Percent | Number | Percent | Number | Percent | Number | Percent |
| Missing Record | 144 | 61.0% | 31,414 | 74.9% | 4,458 | 66.3% | 1,806 | 37.7% |
| Oxygen saturation | 72 | 30.5% | 5,909 | 14.1% | 1,163 | 17.3% | 798 | 16.6% |
| 0-94 % | ***** | ***** | 1,181 | 20.0% | 132 | 11.3% | 309 | 38.7% |
| 94+ % | 16 | 22.2% | 3,006 | 50.9% | 518 | 44.5% | 336 | 42.1% |
| All Other or Missing Numeric Result Values | ***** | ***** | ***** | ***** | ***** | ***** | ***** | ***** |
| All Other Result Modifier Values | ***** | ***** | ***** | ***** | ***** | ***** | ***** | ***** |
| All Other Result Unit Values | 0 | 0.0% | 482 | 8.2% | 52 | 4.5% | 15 | 1.9% |
| Missing Record | 164 | 69.5% | 36,022 | 85.9% | 5,565 | 82.7% | 3,996 | 83.4% |
| Heart rate | 73 | 30.9% | 11,358 | 27.1% | 1,550 | 23.0% | 2,664 | 55.6% |
| 0-60 bpm | 0 | 0.0% | 0 | 0.0% | 0 | 0.0% | 0 | 0.0% |
| 60-100 bpm | 0 | 0.0% | 0 | 0.0% | 0 | 0.0% | 0 | 0.0% |
| 100+ bpm | 0 | 0.0% | 0 | 0.0% | 0 | 0.0% | 0 | 0.0% |
| All Other or Missing Numeric Result Values | ***** | ***** | ***** | ***** | ***** | ***** | ***** | ***** |
| All Other Result Modifier Values | ***** | ***** | ***** | ***** | ***** | ***** | ***** | ***** |
| All Other Result Unit Values | 16 | 21.9% | 9,593 | 84.5% | 1,132 | 73.0% | 2,404 | 90.2% |
| Missing Record | 163 | 69.1% | 30,573 | 72.9% | 5,178 | 77.0% | 2,130 | 44.4% |
| Symptoms (-1,14 days) | | | | | | | | |
| Abnormal Blood pressure | ***** | ***** | 298 | 0.7% | 56 | 0.8% | 33 | 0.7% |
| Fever +/- chills | 17 | 7.2% | 3,132 | 7.5% | 693 | 10.3% | 588 | 12.3% |
| Cough | 19 | 8.1% | 1,998 | 4.8% | 449 | 6.7% | 311 | 6.5% |
| Dyspnea/shortness of breath | 71 | 30.1% | 12,332 | 29.4% | 2,049 | 30.5% | 1,614 | 33.7% |
| Diarrhea | 23 | 9.7% | 3,703 | 8.8% | 603 | 9.0% | 415 | 8.7% |
| Myalgia | ***** | ***** | 617 | 1.5% | 111 | 1.6% | 79 | 1.6% |
| Malaise/Fatigue | 30 | 12.7% | 6,150 | 14.7% | 688 | 10.2% | 488 | 10.2% |
| Smell/Taste Disturbance | ***** | ***** | 516 | 1.2% | 54 | 0.8% | 67 | 1.4% |
| Nasal congestion | ***** | ***** | 92 | 0.2% | 14 | 0.2% | ***** | ***** |
| Sore throat | ***** | ***** | 231 | 0.6% | 40 | 0.6% | 29 | 0.6% |
| Nausea or vomiting | 22 | 9.3% | 2,588 | 6.2% | 420 | 6.2% | 360 | 7.5% |
| Headache | ***** | ***** | 309 | 0.7% | 94 | 1.4% | 73 | 1.5% |
| Multi-system Inflammatory Syndrome | 0 | 0.0% | 100 | 0.2% | 45 | 0.7% | 25 | 0.5% |

Table 1e. Baseline Characteristics for Patients Hospitalized with COVID-19 from April 1, 2020 to March 21, 2021, Overall and by Race

| | Native Hawaiian or Other Pacific Islander | | White | | Other | | Missing | |
|---|---|---------|--------|---------|--------|---------|---------|---------|
| | Number | Percent | Number | Percent | Number | Percent | Number | Percent |
| Laboratory Test Results (-1,14 days) | | | | | | | | |
| Platelet Count | 235 | 99.6% | 40,589 | 96.8% | 6,589 | 97.9% | 4,033 | 84.1% |
| 0-149999 /uL | 0 | 0.0% | 0 | 0.0% | 0 | 0.0% | 0 | 0.0% |
| 150000-449999 /uL | 0 | 0.0% | 0 | 0.0% | 0 | 0.0% | 0 | 0.0% |
| 450000+ /uL | 0 | 0.0% | 0 | 0.0% | 0 | 0.0% | 0 | 0.0% |
| 0-134 10*9/L | ***** | ***** | 1,484 | 3.7% | 79 | 1.2% | 29 | 0.7% |
| 135-316 10*9/L | 37 | 15.7% | 7,129 | 17.6% | 600 | 9.1% | 216 | 5.4% |
| 317+ 10*9/L | ***** | ***** | 1,188 | 2.9% | 141 | 2.1% | 50 | 1.2% |
| All Other or Missing Numeric Result Valu | ***** | ***** | ***** | ***** | ***** | ***** | ***** | ***** |
| All Other Result Modifier Values | ***** | ***** | ***** | ***** | ***** | ***** | ***** | ***** |
| All Other Result Unit Values | 186 | 79.1% | 30,270 | 74.6% | 5,715 | 86.7% | 3,707 | 91.9% |
| Missing Record | ***** | ***** | 1,342 | 3.2% | 139 | 2.1% | 761 | 15.9% |
| Bilirubin, Direct | 77 | 32.6% | 13,036 | 31.1% | 2,594 | 38.6% | 1,453 | 30.3% |
| 0-0.3 mg/dL | 44 | 57.1% | 6,993 | 53.6% | 1,764 | 68.0% | 879 | 60.5% |
| 0.3+ mg/dL | 0 | 0.0% | 111 | 0.9% | 21 | 0.8% | 14 | 1.0% |
| All Other or Missing Numeric Result Valu | ***** | ***** | ***** | ***** | ***** | ***** | ***** | ***** |
| All Other Result Modifier Values | ***** | ***** | ***** | ***** | ***** | ***** | ***** | ***** |
| All Other Result Unit Values | 0 | 0.0% | 0 | 0.0% | 0 | 0.0% | 0 | 0.0% |
| Missing Record | 159 | 67.4% | 28,895 | 68.9% | 4,134 | 61.4% | 3,341 | 69.7% |
| Bilirubin Total | 221 | 93.6% | 37,331 | 89.0% | 5,957 | 88.5% | 3,765 | 78.5% |
| 0-1 mg/dL | 190 | 86.0% | 30,919 | 82.8% | 4,716 | 79.2% | 3,116 | 82.8% |
| 1-1.2 mg/dL | ***** | ***** | 2,166 | 5.8% | 271 | 4.5% | 220 | 5.8% |
| 1.2+ mg/dL | 20 | 9.0% | 3,456 | 9.3% | 479 | 8.0% | 383 | 10.2% |
| All Other or Missing Numeric Result Valu | ***** | ***** | ***** | ***** | ***** | ***** | ***** | ***** |
| All Other Result Modifier Values | ***** | ***** | ***** | ***** | ***** | ***** | ***** | ***** |
| All Other Result Unit Values | 0 | 0.0% | 0 | 0.0% | ***** | ***** | 0 | 0.0% |
| Missing Record | 15 | 6.4% | 4,600 | 11.0% | 771 | 11.5% | 1,029 | 21.5% |
| Bilirubin, Indirect | 13 | 5.5% | 3,958 | 9.4% | 65 | 1.0% | 883 | 18.4% |
| 0-0.2 mg/dL | ***** | ***** | 780 | 19.7% | ***** | ***** | 84 | 9.5% |
| 0.2-0.8 mg/dL | 11 | 84.6% | 2,805 | 70.9% | 43 | 66.2% | 698 | 79.0% |

Table 1e. Baseline Characteristics for Patients Hospitalized with COVID-19 from April 1, 2020 to March 21, 2021, Overall and by Race

| | Native Hawaiian or Other Pacific Islander | | White | | Other | | Missing | |
|--|---|---------|--------|---------|--------|---------|---------|---------|
| | Number | Percent | Number | Percent | Number | Percent | Number | Percent |
| 0.8+ mg/dL | ***** | ***** | 246 | 6.2% | 12 | 18.5% | 65 | 7.4% |
| All Other or Missing Numeric Result Values | ***** | ***** | ***** | ***** | ***** | ***** | ***** | ***** |
| All Other Result Modifier Values | ***** | ***** | ***** | ***** | ***** | ***** | ***** | ***** |
| All Other Result Unit Values | 0 | 0.0% | 0 | 0.0% | 0 | 0.0% | 0 | 0.0% |
| Missing Record | 223 | 94.5% | 37,973 | 90.6% | 6,663 | 99.0% | 3,911 | 81.6% |
| CRP | 153 | 64.8% | 28,646 | 68.3% | 4,204 | 62.5% | 3,006 | 62.7% |
| 0-0.8 mg/dL | ***** | ***** | 751 | 2.6% | 62 | 1.5% | 122 | 4.1% |
| 0.8+ mg/dL | 74 | 48.4% | 12,597 | 44.0% | 1,022 | 24.3% | 1,845 | 61.4% |
| All Other or Missing Numeric Result Values | ***** | ***** | ***** | ***** | ***** | ***** | ***** | ***** |
| All Other Result Modifier Values | ***** | ***** | ***** | ***** | ***** | ***** | ***** | ***** |
| All Other Result Unit Values | 56 | 36.6% | 11,659 | 40.7% | 2,886 | 68.6% | 811 | 27.0% |
| Missing Record | 83 | 35.2% | 13,285 | 31.7% | 2,524 | 37.5% | 1,788 | 37.3% |
| Ferritin | 146 | 61.9% | 29,144 | 69.5% | 4,119 | 61.2% | 2,995 | 62.5% |
| 0-11 ng/mL | ***** | ***** | 146 | 0.5% | 51 | 1.2% | 41 | 1.4% |
| 12-307 ng/mL | 46 | 31.5% | 8,557 | 29.4% | 1,326 | 32.2% | 1,036 | 34.6% |
| 308-336 ng/mL | ***** | ***** | 707 | 2.4% | 119 | 2.9% | 82 | 2.7% |
| 337+ ng/mL | 80 | 54.8% | 15,646 | 53.7% | 2,415 | 58.6% | 1,736 | 58.0% |
| All Other or Missing Numeric Result Values | ***** | ***** | ***** | ***** | ***** | ***** | ***** | ***** |
| All Other Result Modifier Values | ***** | ***** | ***** | ***** | ***** | ***** | ***** | ***** |
| All Other Result Unit Values | 14 | 9.6% | 3,882 | 13.3% | 152 | 3.7% | 67 | 2.2% |
| Missing Record | 90 | 38.1% | 12,787 | 30.5% | 2,609 | 38.8% | 1,799 | 37.5% |
| D-dimer | 37 | 15.7% | 11,265 | 26.9% | 1,501 | 22.3% | 1,737 | 36.2% |
| 0-500 ng/mL | ***** | ***** | 165 | 1.5% | 63 | 4.2% | 308 | 17.7% |
| 500+ ng/mL | ***** | ***** | 320 | 2.8% | 17 | 1.1% | 841 | 48.4% |
| All Other or Missing Numeric Result Values | ***** | ***** | ***** | ***** | ***** | ***** | ***** | ***** |
| All Other Result Modifier Values | ***** | ***** | ***** | ***** | ***** | ***** | ***** | ***** |
| All Other Result Unit Values | 34 | 91.9% | 10,279 | 91.2% | 1,318 | 87.8% | 522 | 30.1% |
| Missing Record | 199 | 84.3% | 30,666 | 73.1% | 5,227 | 77.7% | 3,057 | 63.8% |
| CPK | 39 | 16.5% | 8,298 | 19.8% | 1,774 | 26.4% | 2,003 | 41.8% |
| 0-25 U/L | ***** | ***** | 422 | 5.1% | 79 | 4.5% | 56 | 2.8% |

Table 1e. Baseline Characteristics for Patients Hospitalized with COVID-19 from April 1, 2020 to March 21, 2021, Overall and by Race

| | Native Hawaiian or Other Pacific Islander | | White | | Other | | Missing | |
|--|---|---------|--------|---------|--------|---------|---------|---------|
| | Number | Percent | Number | Percent | Number | Percent | Number | Percent |
| 26-192 U/L | 17 | 43.6% | 3,279 | 39.5% | 740 | 41.7% | 1,217 | 60.8% |
| 192+ U/L | ***** | ***** | 1,532 | 18.5% | 395 | 22.3% | 618 | 30.9% |
| All Other or Missing Numeric Result Valu | ***** | ***** | ***** | ***** | ***** | ***** | ***** | ***** |
| All Other Result Modifier Values | ***** | ***** | ***** | ***** | ***** | ***** | ***** | ***** |
| All Other Result Unit Values | 13 | 33.3% | 3,018 | 36.4% | 552 | 31.1% | 91 | 4.5% |
| Missing Record | 197 | 83.5% | 33,633 | 80.2% | 4,954 | 73.6% | 2,791 | 58.2% |
| WBC Count | 233 | 98.7% | 40,542 | 96.7% | 6,590 | 97.9% | 4,028 | 84.0% |
| 0-4.5 10 ⁹ /L | ***** | ***** | 1,611 | 4.0% | 73 | 1.1% | 28 | 0.7% |
| 4.5-11 10 ⁹ /L | 33 | 14.2% | 6,329 | 15.6% | 539 | 8.2% | 189 | 4.7% |
| 11+ 10 ⁹ /L | ***** | ***** | 2,051 | 5.1% | 218 | 3.3% | 83 | 2.1% |
| All Other or Missing Numeric Result Valu | ***** | ***** | ***** | ***** | ***** | ***** | ***** | ***** |
| All Other Result Modifier Values | ***** | ***** | ***** | ***** | ***** | ***** | ***** | ***** |
| All Other Result Unit Values | 186 | 79.8% | 30,533 | 75.3% | 5,757 | 87.4% | 3,728 | 92.6% |
| Missing Record | ***** | ***** | 1,389 | 3.3% | 138 | 2.1% | 766 | 16.0% |
| Absolute Lymphocyte Count | 203 | 86.0% | 34,057 | 81.2% | 5,609 | 83.4% | 3,741 | 78.0% |
| 0-0.94 10 ⁹ /L | ***** | ***** | 3,327 | 9.8% | 186 | 3.3% | 90 | 2.4% |
| 0.95-3.06 10 ⁹ /L | 16 | 7.9% | 2,310 | 6.8% | 265 | 4.7% | 99 | 2.6% |
| 3.07+ 10 ⁹ /L | 0 | 0.0% | 139 | 0.4% | 26 | 0.5% | 14 | 0.4% |
| All Other or Missing Numeric Result Valu | ***** | ***** | ***** | ***** | ***** | ***** | ***** | ***** |
| All Other Result Modifier Values | ***** | ***** | ***** | ***** | ***** | ***** | ***** | ***** |
| All Other Result Unit Values | 177 | 87.2% | 28,239 | 82.9% | 5,122 | 91.3% | 3,536 | 94.5% |
| Missing Record | 33 | 14.0% | 7,874 | 18.8% | 1,119 | 16.6% | 1,053 | 22.0% |
| Sodium | 228 | 96.6% | 39,732 | 94.8% | 6,290 | 93.5% | 3,904 | 81.4% |
| 0-135 mEq/L | 0 | 0.0% | 0 | 0.0% | 0 | 0.0% | 0 | 0.0% |
| 135-145 mEq/L | 0 | 0.0% | 0 | 0.0% | 0 | 0.0% | 0 | 0.0% |
| 145+ mEq/L | 0 | 0.0% | 0 | 0.0% | 0 | 0.0% | 0 | 0.0% |
| All Other or Missing Numeric Result Valu | ***** | ***** | ***** | ***** | ***** | ***** | ***** | ***** |
| All Other Result Modifier Values | ***** | ***** | ***** | ***** | ***** | ***** | ***** | ***** |
| All Other Result Unit Values | 228 | 100.0% | 39,713 | 100.0% | 6,285 | 99.9% | 3,901 | 99.9% |
| Missing Record | ***** | ***** | 2,199 | 5.2% | 438 | 6.5% | 890 | 18.6% |

Table 1e. Baseline Characteristics for Patients Hospitalized with COVID-19 from April 1, 2020 to March 21, 2021, Overall and by Race

| | Native Hawaiian or Other Pacific Islander | | White | | Other | | Missing | |
|--|---|---------|--------|---------|--------|---------|---------|---------|
| | Number | Percent | Number | Percent | Number | Percent | Number | Percent |
| Aspartate (AST) | 224 | 94.9% | 37,774 | 90.1% | 5,960 | 88.6% | 3,761 | 78.5% |
| 0-40 U/L | 81 | 36.2% | 13,322 | 35.3% | 2,213 | 37.1% | 1,736 | 46.2% |
| 40+ U/L | 73 | 32.6% | 9,612 | 25.4% | 1,638 | 27.5% | 1,389 | 36.9% |
| 0-40 [UI]/L | 0 | 0.0% | 0 | 0.0% | 0 | 0.0% | 0 | 0.0% |
| 40+ [UI]/L | 0 | 0.0% | 0 | 0.0% | 0 | 0.0% | 0 | 0.0% |
| All Other or Missing Numeric Result Values | ***** | ***** | ***** | ***** | ***** | ***** | ***** | ***** |
| All Other Result Modifier Values | ***** | ***** | ***** | ***** | ***** | ***** | ***** | ***** |
| All Other Result Unit Values | 69 | 30.8% | 14,701 | 38.9% | 2,081 | 34.9% | 604 | 16.1% |
| Missing Record | 12 | 5.1% | 4,157 | 9.9% | 768 | 11.4% | 1,033 | 21.5% |
| Alanine (ALT) | 221 | 93.6% | 37,365 | 89.1% | 5,907 | 87.8% | 3,762 | 78.5% |
| 0-40 U/L | 87 | 39.4% | 15,018 | 40.2% | 2,408 | 40.8% | 1,965 | 52.2% |
| 40+ U/L | 67 | 30.3% | 7,498 | 20.1% | 1,379 | 23.3% | 1,174 | 31.2% |
| 0-40 [UI]/L | 0 | 0.0% | 0 | 0.0% | 0 | 0.0% | 0 | 0.0% |
| 40+ [UI]/L | 0 | 0.0% | 0 | 0.0% | 0 | 0.0% | 0 | 0.0% |
| All Other or Missing Numeric Result Values | ***** | ***** | ***** | ***** | ***** | ***** | ***** | ***** |
| All Other Result Modifier Values | ***** | ***** | ***** | ***** | ***** | ***** | ***** | ***** |
| All Other Result Unit Values | 66 | 29.9% | 14,449 | 38.7% | 2,089 | 35.4% | 594 | 15.8% |
| Missing Record | 15 | 6.4% | 4,566 | 10.9% | 821 | 12.2% | 1,032 | 21.5% |
| Venous Lactate | 26 | 11.0% | 5,327 | 12.7% | 1,709 | 25.4% | 455 | 9.5% |
| 0-0.5 mmol/L | 0 | 0.0% | 24 | 0.5% | 15 | 0.9% | ***** | ***** |
| 0.5-2.2 mmol/L | 23 | 88.5% | 4,367 | 82.0% | 1,450 | 84.8% | 351 | 77.1% |
| 2.2+ mmol/L | ***** | ***** | 839 | 15.7% | 243 | 14.2% | 94 | 20.7% |
| All Other or Missing Numeric Result Values | ***** | ***** | ***** | ***** | ***** | ***** | ***** | ***** |
| All Other Result Modifier Values | ***** | ***** | ***** | ***** | ***** | ***** | ***** | ***** |
| All Other Result Unit Values | 0 | 0.0% | 0 | 0.0% | 0 | 0.0% | 0 | 0.0% |
| Missing Record | 210 | 89.0% | 36,604 | 87.3% | 5,019 | 74.6% | 4,339 | 90.5% |
| Troponin I | 128 | 54.2% | 21,998 | 52.5% | 4,067 | 60.4% | 2,736 | 57.1% |
| 0-0.04 ng/mL | 44 | 34.4% | 5,673 | 25.8% | 1,181 | 29.0% | 518 | 18.9% |
| 0.04+ ng/mL | 25 | 19.5% | 4,445 | 20.2% | 657 | 16.2% | 591 | 21.6% |

Table 1e. Baseline Characteristics for Patients Hospitalized with COVID-19 from April 1, 2020 to March 21, 2021, Overall and by Race

| | Native Hawaiian or Other Pacific Islander | | White | | Other | | Missing | |
|---|---|---------|--------|---------|--------|---------|---------|---------|
| | Number | Percent | Number | Percent | Number | Percent | Number | Percent |
| All Other or Missing Numeric Result Value | ***** | ***** | ***** | ***** | ***** | ***** | ***** | ***** |
| All Other Result Modifier Values | ***** | ***** | ***** | ***** | ***** | ***** | ***** | ***** |
| All Other Result Unit Values | 0 | 0.0% | 693 | 3.2% | 75 | 1.8% | 29 | 1.1% |
| Missing Record | 108 | 45.8% | 19,933 | 47.5% | 2,661 | 39.6% | 2,058 | 42.9% |
| Troponin I, High Sensitivity | 0 | 0.0% | 18 | 0.0% | ***** | ***** | 12 | 0.3% |
| 0-14 ng/L | 0 | 0.0% | 0 | 0.0% | 0 | 0.0% | 0 | 0.0% |
| 15+ ng/L | 0 | 0.0% | 0 | 0.0% | 0 | 0.0% | 0 | 0.0% |
| All Other or Missing Numeric Result Value | ***** | ***** | ***** | ***** | ***** | ***** | ***** | ***** |
| All Other Result Modifier Values | ***** | ***** | ***** | ***** | ***** | ***** | ***** | ***** |
| All Other Result Unit Values | 0 | 0.0% | 17 | 94.4% | ***** | ***** | ***** | ***** |
| Missing Record | 236 | 100.0% | 41,913 | 100.0% | 6,727 | 100.0% | 4,782 | 99.7% |
| BNP | 83 | 35.2% | 14,964 | 35.7% | 2,054 | 30.5% | 2,071 | 43.2% |
| 0-99 pg/mL | 43 | 51.8% | 7,312 | 48.9% | 1,137 | 55.4% | 1,301 | 62.8% |
| 100+ pg/mL | 31 | 37.3% | 6,371 | 42.6% | 627 | 30.5% | 583 | 28.2% |
| All Other or Missing Numeric Result Value | ***** | ***** | ***** | ***** | ***** | ***** | ***** | ***** |
| All Other Result Modifier Values | ***** | ***** | ***** | ***** | ***** | ***** | ***** | ***** |
| All Other Result Unit Values | 0 | 0.0% | ***** | ***** | 0 | 0.0% | ***** | ***** |
| Missing Record | 153 | 64.8% | 26,967 | 64.3% | 4,674 | 69.5% | 2,723 | 56.8% |
| Procalcitonin | 89 | 37.7% | 17,088 | 40.8% | 3,228 | 48.0% | 1,412 | 29.5% |
| 0-0.15 ng/mL | 33 | 37.1% | 7,881 | 46.1% | 1,312 | 40.6% | 503 | 35.6% |
| 0.15+ ng/mL | 51 | 57.3% | 7,811 | 45.7% | 1,545 | 47.9% | 738 | 52.3% |
| All Other or Missing Numeric Result Value | ***** | ***** | ***** | ***** | ***** | ***** | ***** | ***** |
| All Other Result Modifier Values | ***** | ***** | ***** | ***** | ***** | ***** | ***** | ***** |
| All Other Result Unit Values | 0 | 0.0% | ***** | ***** | ***** | ***** | ***** | ***** |
| Missing Record | 147 | 62.3% | 24,843 | 59.2% | 3,500 | 52.0% | 3,382 | 70.5% |
| LDH | 141 | 59.7% | 23,980 | 57.2% | 3,588 | 53.3% | 2,919 | 60.9% |
| 0-80 U/L | 0 | 0.0% | ***** | ***** | ***** | ***** | 0 | 0.0% |
| 80-225 U/L | 13 | 9.2% | 3,486 | 14.5% | 318 | 8.9% | 649 | 22.2% |
| 225+ U/L | 76 | 53.9% | 12,220 | 51.0% | 1,550 | 43.2% | 1,866 | 63.9% |
| All Other or Missing Numeric Result Value | ***** | ***** | ***** | ***** | ***** | ***** | ***** | ***** |

Table 1e. Baseline Characteristics for Patients Hospitalized with COVID-19 from April 1, 2020 to March 21, 2021, Overall and by Race

| | Native Hawaiian or Other Pacific Islander | | White | | Other | | Missing | |
|--|---|---------|--------|---------|--------|---------|---------|---------|
| | Number | Percent | Number | Percent | Number | Percent | Number | Percent |
| All Other Result Modifier Values | ***** | ***** | ***** | ***** | ***** | ***** | ***** | ***** |
| All Other Result Unit Values | 48 | 34.0% | 7,878 | 32.9% | 1,555 | 43.3% | 359 | 12.3% |
| Missing Record | 95 | 40.3% | 17,951 | 42.8% | 3,140 | 46.7% | 1,875 | 39.1% |
| PT/INR | 101 | 42.8% | 19,461 | 46.4% | 3,437 | 51.1% | 2,900 | 60.5% |
| 0-11 s | 0 | 0.0% | 0 | 0.0% | 0 | 0.0% | 0 | 0.0% |
| 11-13.4 s | 0 | 0.0% | 0 | 0.0% | 0 | 0.0% | 0 | 0.0% |
| 13.4+ s | 0 | 0.0% | 0 | 0.0% | 0 | 0.0% | 0 | 0.0% |
| 0-0.8 | 0 | 0.0% | 0 | 0.0% | 0 | 0.0% | 0 | 0.0% |
| 0.8-1.1 | ***** | ***** | 270 | 1.4% | 25 | 0.7% | 49 | 1.7% |
| 1.1+ | ***** | ***** | 468 | 2.4% | 75 | 2.2% | 90 | 3.1% |
| All Other or Missing Numeric Result Valu | ***** | ***** | ***** | ***** | ***** | ***** | ***** | ***** |
| All Other Result Modifier Values | ***** | ***** | ***** | ***** | ***** | ***** | ***** | ***** |
| All Other Result Unit Values | 99 | 98.0% | 18,680 | 96.0% | 3,333 | 97.0% | 2,758 | 95.1% |
| Missing Record | 135 | 57.2% | 22,470 | 53.6% | 3,291 | 48.9% | 1,894 | 39.5% |
| Index Criteria (-7, 1 days) | | | | | | | | |
| COVID Lab | 164 | 69.5% | 30,065 | 71.7% | 4,859 | 72.2% | 3,575 | 74.6% |
| Borderline | 0 | 0.0% | 0 | 0.0% | 0 | 0.0% | 0 | 0.0% |
| Detected | 68 | 41.5% | 12,602 | 41.9% | 727 | 15.0% | 461 | 12.9% |
| Inconclusive | 0 | 0.0% | ***** | ***** | ***** | ***** | 0 | 0.0% |
| Negative | ***** | ***** | 1,805 | 6.0% | 333 | 6.9% | 350 | 9.8% |
| Not Detected | ***** | ***** | 644 | 2.1% | 52 | 1.1% | 19 | 0.5% |
| Positive | 79 | 48.2% | 11,716 | 39.0% | 3,476 | 71.5% | 2,619 | 73.3% |
| Presumptive Positive | 0 | 0.0% | 16 | 0.1% | ***** | ***** | 0 | 0.0% |
| SARS Coronavirus 2 | 0 | 0.0% | 0 | 0.0% | 0 | 0.0% | 0 | 0.0% |
| Undetermined | 0 | 0.0% | ***** | ***** | 0 | 0.0% | 0 | 0.0% |
| All Other Result Qual Values | ***** | ***** | 3,270 | 10.9% | 267 | 5.5% | 126 | 3.5% |
| Missing Record | 72 | 30.5% | 11,866 | 28.3% | 1,869 | 27.8% | 1,219 | 25.4% |
| COVID Diagnosis | 236 | 100.0% | 41,931 | 100.0% | 6,728 | 100.0% | 4,794 | 100.0% |
| Hospitalized for COVID | 236 | 100.0% | 41,931 | 100.0% | 6,728 | 100.0% | 4,794 | 100.0% |
| Medical Utilization (-183, -1 days) | | | | | | | | |

Table 1e. Baseline Characteristics for Patients Hospitalized with COVID-19 from April 1, 2020 to March 21, 2021, Overall and by Race

| | Native Hawaiian or Other Pacific Islander | | White | | Other | | Missing | |
|--|---|---------|--------|---------|--------|---------|---------|---------|
| | Number | Percent | Number | Percent | Number | Percent | Number | Percent |
| Any (1) Diagnosis or Procedure | 145 | 61.4% | 25,424 | 60.6% | 3,529 | 52.5% | 2,426 | 50.6% |
| Any (2) Diagnoses or Procedures | 106 | 44.9% | 20,160 | 48.1% | 2,520 | 37.5% | 1,748 | 36.5% |
| Any (3) Diagnoses or Procedures | 90 | 38.1% | 16,875 | 40.2% | 2,054 | 30.5% | 1,423 | 29.7% |
| Any (1) Inpatient Diagnosis or Procedure | 34 | 14.4% | 7,881 | 18.8% | 1,209 | 18.0% | 929 | 19.4% |
| Any (2) Inpatient Diagnoses or Procedures | 19 | 8.1% | 5,285 | 12.6% | 713 | 10.6% | 401 | 8.4% |
| Any (3) Inpatient Diagnoses or Procedures | 13 | 5.5% | 4,379 | 10.4% | 629 | 9.3% | 338 | 7.1% |
| Any (1) Institutional Stay Diagnosis or Procedure | ***** | ***** | 181 | 0.4% | ***** | ***** | ***** | ***** |
| Any (2) Institutional Stay Diagnoses or Procedures | ***** | ***** | 116 | 0.3% | ***** | ***** | ***** | ***** |
| Any (3) Institutional Stay Diagnoses or Procedures | ***** | ***** | 79 | 0.2% | ***** | ***** | ***** | ***** |
| Any (1) Emergency Department Diagnosis or Procedure | 58 | 24.6% | 9,152 | 21.8% | 1,764 | 26.2% | 897 | 18.7% |
| Any (2) Emergency Department Diagnoses or Procedures | 21 | 8.9% | 3,506 | 8.4% | 745 | 11.1% | 327 | 6.8% |
| Any (3) Emergency Department Diagnoses or Procedures | 11 | 4.7% | 1,839 | 4.4% | 448 | 6.7% | 136 | 2.8% |
| Any (1) Ambulatory Diagnosis or Procedure | 112 | 47.5% | 18,999 | 45.3% | 2,077 | 30.9% | 1,539 | 32.1% |
| Any (2) Ambulatory Diagnoses or Procedures | 87 | 36.9% | 14,533 | 34.7% | 1,578 | 23.5% | 1,116 | 23.3% |
| Any (3) Ambulatory Diagnoses or Procedures | 72 | 30.5% | 11,555 | 27.6% | 1,218 | 18.1% | 874 | 18.2% |
| Any (1) Other Ambulatory Diagnosis or Procedure | 25 | 10.6% | 6,088 | 14.5% | 1,080 | 16.1% | 858 | 17.9% |
| Any (2) Other Ambulatory Diagnoses or Procedures | 21 | 8.9% | 4,044 | 9.6% | 740 | 11.0% | 542 | 11.3% |
| Any (3) Other Ambulatory Diagnoses or Procedures | 19 | 8.1% | 3,018 | 7.2% | 569 | 8.5% | 389 | 8.1% |

Drug Utilization (-183, -1 days)

Table 1e. Baseline Characteristics for Patients Hospitalized with COVID-19 from April 1, 2020 to March 21, 2021, Overall and by Race

| | Native Hawaiian or Other Pacific Islander | | White | | Other | | Missing | |
|---------------------------------|---|---------|--------|---------|--------|---------|---------|---------|
| | Number | Percent | Number | Percent | Number | Percent | Number | Percent |
| Any (1) Prescription | 124 | 52.5% | 23,065 | 55.0% | 3,217 | 47.8% | 2,013 | 42.0% |
| Any (2) Prescriptions | 85 | 36.0% | 17,410 | 41.5% | 2,154 | 32.0% | 1,441 | 30.1% |
| Any (3) Prescriptions | 67 | 28.4% | 14,413 | 34.4% | 1,681 | 25.0% | 1,184 | 24.7% |
| Any (1) Dispensings | 63 | 26.7% | 8,865 | 21.1% | 826 | 12.3% | 1,248 | 26.0% |
| Any (2) Dispensings | 51 | 21.6% | 7,951 | 19.0% | 642 | 9.5% | 1,107 | 23.1% |
| Any (3) Dispensings | 47 | 19.9% | 7,382 | 17.6% | 539 | 8.0% | 1,014 | 21.2% |
| Any (1) Medical Administration | 85 | 36.0% | 14,609 | 34.8% | 2,264 | 33.7% | 1,320 | 27.5% |
| Any (2) Medical Administrations | 49 | 20.8% | 9,421 | 22.5% | 1,329 | 19.8% | 720 | 15.0% |
| Any (3) Medical Administrations | 35 | 14.8% | 7,484 | 17.8% | 969 | 14.4% | 522 | 10.9% |

¹Classification derived from Rural-Urban Community Area Codes. See report overview for more information.

²Measured using the Social Deprivation Index, where higher quartiles indicate more social deprivation relative to other areas. See report overview for more information.

³Percentages for BMI are calculated out of the total number of patients in the age strata, not from the overall number of patients in the cohort.

⁴Percentages of result classification for clinical observations and laboratory results are calculated out of the total number of patients with a record for that test, not from the overall number of patients in the cohort.

***** Cell has been masked to protect patient privacy.

Table 1f. Baseline Characteristics for Patients Hospitalized with Critical COVID-19 from April 1, 2020 to March 21, 2021, Overall and by Race

| | All Patients | | American Indian or Alaska Native | | Asian | | Black or African American | |
|---|--------------|--------------------|----------------------------------|--------------------|--------|--------------------|---------------------------|--------------------|
| | Number | Percent | Number | Percent | Number | Percent | Number | Percent |
| Number of unique patients | 18,597 | | 195 | | 670 | | 4,236 | |
| Age (years) | Mean | Standard Deviation | Mean | Standard Deviation | Mean | Standard Deviation | Mean | Standard Deviation |
| Mean Age | 61.4 | 17.1 | 56.2 | 14.1 | 62.1 | 16.5 | 57.4 | 17.0 |
| | Number | Percent | Number | Percent | Number | Percent | Number | Percent |
| 0-5 | 225 | 1.2% | ***** | ***** | ***** | ***** | 61 | 1.4% |
| 6-11 | 132 | 0.7% | ***** | ***** | ***** | ***** | 54 | 1.3% |
| 12-18 | 312 | 1.7% | ***** | ***** | ***** | ***** | 106 | 2.5% |
| 19-29 | 617 | 3.3% | ***** | ***** | ***** | ***** | 181 | 4.3% |
| 30-39 | 1,020 | 5.5% | ***** | ***** | 41 | 6.1% | 298 | 7.0% |
| 40-49 | 1,727 | 9.3% | ***** | ***** | 67 | 10.0% | 485 | 11.4% |
| 50-64 | 5,384 | 29.0% | 82 | 42.1% | 174 | 26.0% | 1,387 | 32.7% |
| 65-74 | 4,583 | 24.6% | 38 | 19.5% | 177 | 26.4% | 933 | 22.0% |
| 75+ | 4,597 | 24.7% | 17 | 8.7% | 171 | 25.5% | 731 | 17.3% |
| Sex | | | | | | | | |
| Female | 7,408 | 39.8% | 79 | 40.5% | 239 | 35.7% | 2,024 | 47.8% |
| Male | 11,189 | 60.2% | 116 | 59.5% | 431 | 64.3% | 2,212 | 52.2% |
| Race | | | | | | | | |
| American Indian or Alaska Native | 195 | 1.0% | 195 | 100.0% | 0 | 0.0% | 0 | 0.0% |
| Asian | 670 | 3.6% | 0 | 0.0% | 670 | 100.0% | 0 | 0.0% |
| Black or African American | 4,236 | 22.8% | 0 | 0.0% | 0 | 0.0% | 4,236 | 100.0% |
| Native Hawaiian or Other Pacific Islander | 65 | 0.3% | 0 | 0.0% | 0 | 0.0% | 0 | 0.0% |
| White | 10,871 | 58.5% | 0 | 0.0% | 0 | 0.0% | 0 | 0.0% |
| Other | 1,789 | 9.6% | 0 | 0.0% | 0 | 0.0% | 0 | 0.0% |
| Missing | 771 | 4.1% | 0 | 0.0% | 0 | 0.0% | 0 | 0.0% |
| Hispanic | | | | | | | | |
| Yes | 3,196 | 17.2% | 25 | 12.8% | ***** | ***** | 49 | 1.2% |
| No | ***** | ***** | ***** | ***** | ***** | ***** | ***** | ***** |
| Other | ***** | ***** | ***** | ***** | ***** | ***** | ***** | ***** |
| Missing | ***** | ***** | ***** | ***** | ***** | ***** | ***** | ***** |

Table 1f. Baseline Characteristics for Patients Hospitalized with Critical COVID-19 from April 1, 2020 to March 21, 2021, Overall and by Race

| | All Patients | | American Indian or Alaska Native | | Asian | | Black or African American | |
|--------------------------------|--------------|---------|----------------------------------|---------|--------|---------|---------------------------|---------|
| | Number | Percent | Number | Percent | Number | Percent | Number | Percent |
| Index Year | | | | | | | | |
| 2020 | 13,565 | 72.9% | 151 | 77.4% | 437 | 65.2% | 3,131 | 73.9% |
| 2021 | 5,032 | 27.1% | 44 | 22.6% | 233 | 34.8% | 1,105 | 26.1% |
| Index Month and Year | | | | | | | | |
| Apr-20 | 1,758 | 9.5% | ***** | ***** | 95 | 14.2% | 506 | 11.9% |
| May-20 | 923 | 5.0% | ***** | ***** | 40 | 6.0% | 264 | 6.2% |
| Jun-20 | 808 | 4.3% | ***** | ***** | 26 | 3.9% | 205 | 4.8% |
| Jul-20 | 1,439 | 7.7% | ***** | ***** | 32 | 4.8% | 450 | 10.6% |
| Aug-20 | 1,055 | 5.7% | ***** | ***** | 16 | 2.4% | 306 | 7.2% |
| Sep-20 | 811 | 4.4% | ***** | ***** | 29 | 4.3% | 173 | 4.1% |
| Oct-20 | 1,347 | 7.2% | ***** | ***** | 31 | 4.6% | 255 | 6.0% |
| Nov-20 | 2,460 | 13.2% | ***** | ***** | 71 | 10.6% | 395 | 9.3% |
| Dec-20 | 2,964 | 15.9% | ***** | ***** | 97 | 14.5% | 577 | 13.6% |
| Jan-21 | 2,764 | 14.9% | ***** | ***** | 123 | 18.4% | 601 | 14.2% |
| Feb-21 | 1,259 | 6.8% | ***** | ***** | 54 | 8.1% | 281 | 6.6% |
| Mar-21 | 1,009 | 5.4% | ***** | ***** | 56 | 8.4% | 223 | 5.3% |
| Census Bureau Region | | | | | | | | |
| Northeast | 2,768 | 14.9% | ***** | ***** | 288 | 43.0% | 511 | 12.1% |
| Midwest | 4,059 | 21.8% | 39 | 20.0% | 124 | 18.5% | 625 | 14.8% |
| South | 5,607 | 30.2% | 31 | 15.9% | 110 | 16.4% | 1,562 | 36.9% |
| West | 735 | 4.0% | 42 | 21.5% | 24 | 3.6% | 30 | 0.7% |
| Other | ***** | ***** | ***** | ***** | ***** | ***** | ***** | ***** |
| Missing | ***** | ***** | ***** | ***** | ***** | ***** | ***** | ***** |
| Rural/Urban¹ | | | | | | | | |
| Isolated | 405 | 2.2% | ***** | ***** | ***** | ***** | ***** | ***** |
| Large Rural | 1,015 | 5.5% | ***** | ***** | ***** | ***** | ***** | ***** |
| Small Rural | 714 | 3.8% | ***** | ***** | ***** | ***** | ***** | ***** |
| Urban | 12,522 | 67.3% | 87 | 44.6% | 528 | 78.8% | 3,159 | 74.6% |
| Missing | 3,941 | 21.2% | 74 | 37.9% | 121 | 18.1% | 809 | 19.1% |

Table 1f. Baseline Characteristics for Patients Hospitalized with Critical COVID-19 from April 1, 2020 to March 21, 2021, Overall and by Race

| | All Patients | | American Indian or Alaska Native | | Asian | | Black or African American | |
|--|--------------|---------|----------------------------------|---------|--------|---------|---------------------------|---------|
| | Number | Percent | Number | Percent | Number | Percent | Number | Percent |
| SES² | | | | | | | | |
| Q1 | 3,157 | 17.0% | ***** | ***** | 120 | 17.9% | 252 | 5.9% |
| Q2 | 2,800 | 15.1% | 15 | 7.7% | 73 | 10.9% | 395 | 9.3% |
| Q3 | 3,622 | 19.5% | 28 | 14.4% | 125 | 18.7% | 763 | 18.0% |
| Q4 | 5,074 | 27.3% | 55 | 28.2% | 231 | 34.5% | 2,016 | 47.6% |
| Missing | 3,944 | 21.2% | 74 | 37.9% | 121 | 18.1% | 810 | 19.1% |
| Patient Vitals | | | | | | | | |
| BMI by Age: 0-1 years³ | | | | | | | | |
| Underweight (<2.3rd percentile) | ***** | ***** | ***** | ***** | ***** | ***** | ***** | ***** |
| Normal weight (2.3rd - <97.7th percentile) | ***** | ***** | ***** | ***** | ***** | ***** | ***** | ***** |
| Overweight/obese (97.7th - <99th percentile) | ***** | ***** | ***** | ***** | ***** | ***** | ***** | ***** |
| Severely obese (>=99th percentile) | ***** | ***** | ***** | ***** | ***** | ***** | ***** | ***** |
| All Other BMI Values | ***** | ***** | ***** | ***** | ***** | ***** | ***** | ***** |
| BMI Missing | ***** | ***** | ***** | ***** | ***** | ***** | ***** | ***** |
| BMI by Age: 2-5 years | | | | | | | | |
| Underweight (<5th percentile) | ***** | ***** | ***** | ***** | ***** | ***** | ***** | ***** |
| Normal weight (5th - <85th percentile) | ***** | ***** | ***** | ***** | ***** | ***** | ***** | ***** |
| Overweight (85th - <95th percentile) | ***** | ***** | ***** | ***** | ***** | ***** | ***** | ***** |
| Obese (95th - <120% of 95th percentile) | ***** | ***** | ***** | ***** | ***** | ***** | ***** | ***** |
| Severely obese (>=120% of 95th) | ***** | ***** | ***** | ***** | ***** | ***** | ***** | ***** |
| All Other BMI Values | ***** | ***** | ***** | ***** | ***** | ***** | ***** | ***** |
| BMI Missing | ***** | ***** | ***** | ***** | ***** | ***** | ***** | ***** |
| BMI by Age: 6-11 years | | | | | | | | |
| Underweight (<5th percentile) | ***** | ***** | ***** | ***** | ***** | ***** | ***** | ***** |
| Normal weight (5th - <85th percentile) | ***** | ***** | ***** | ***** | ***** | ***** | ***** | ***** |
| Overweight (85th - <95th percentile) | ***** | ***** | ***** | ***** | ***** | ***** | ***** | ***** |
| Obese (95th - <120% of 95th percentile) | ***** | ***** | ***** | ***** | ***** | ***** | ***** | ***** |
| Severely obese (>=120% of 95th) | ***** | ***** | ***** | ***** | ***** | ***** | ***** | ***** |
| All Other BMI Values | ***** | ***** | ***** | ***** | ***** | ***** | ***** | ***** |

Table 1f. Baseline Characteristics for Patients Hospitalized with Critical COVID-19 from April 1, 2020 to March 21, 2021, Overall and by Race

| | All Patients | | American Indian or Alaska Native | | Asian | | Black or African American | |
|---|--------------|---------|----------------------------------|---------|--------|---------|---------------------------|---------|
| | Number | Percent | Number | Percent | Number | Percent | Number | Percent |
| BMI Missing | ***** | ***** | ***** | ***** | ***** | ***** | ***** | ***** |
| BMI by Age: 12-17 years | | | | | | | | |
| Underweight (<5th percentile) | ***** | ***** | ***** | ***** | ***** | ***** | ***** | ***** |
| Normal weight (5th - <85th percentile) | ***** | ***** | ***** | ***** | ***** | ***** | ***** | ***** |
| Overweight (85th - <95th percentile) | ***** | ***** | ***** | ***** | ***** | ***** | ***** | ***** |
| Obese (95th - <120% of 95th percentile) | ***** | ***** | ***** | ***** | ***** | ***** | ***** | ***** |
| Severely obese (>=120% of 95th) | ***** | ***** | ***** | ***** | ***** | ***** | ***** | ***** |
| All Other BMI Values | ***** | ***** | ***** | ***** | ***** | ***** | ***** | ***** |
| BMI Missing | ***** | ***** | ***** | ***** | ***** | ***** | ***** | ***** |
| BMI by Age: 18-19 years | | | | | | | | |
| Underweight (<5th percentile) | ***** | ***** | ***** | ***** | ***** | ***** | ***** | ***** |
| Normal weight (5th - <85th percentile) | ***** | ***** | ***** | ***** | ***** | ***** | ***** | ***** |
| Overweight (85th - <95th percentile) | ***** | ***** | ***** | ***** | ***** | ***** | ***** | ***** |
| Obese (95th - <120% of 95th percentile) | ***** | ***** | ***** | ***** | ***** | ***** | ***** | ***** |
| Severely obese (>=120% of 95th) | ***** | ***** | ***** | ***** | ***** | ***** | ***** | ***** |
| All Other BMI Values | ***** | ***** | ***** | ***** | ***** | ***** | ***** | ***** |
| BMI Missing | ***** | ***** | ***** | ***** | ***** | ***** | ***** | ***** |
| BMI by Age: 20-65+ years | | | | | | | | |
| Underweight (<18.5 kg/m2) | 209 | 1.2% | ***** | ***** | 11 | 1.7% | 70 | 1.7% |
| Normal weight (18.5 - <25 kg/m2) | 1,515 | 8.5% | ***** | 4.2% | 93 | 14.3% | 365 | 9.1% |
| Overweight (25 - <30 kg/m2) | 2,027 | 11.3% | ***** | 4.7% | 81 | 12.4% | 401 | 10.0% |
| Obese (>=30 kg/m2) | 4,132 | 23.1% | 42 | 21.9% | 57 | 8.8% | 1,101 | 27.5% |
| BMI Missing | 9,996 | 55.9% | 131 | 68.2% | 409 | 62.8% | 2,067 | 51.6% |
| Smoking Status | | | | | | | | |
| Current every day smoker | 300 | 1.6% | ***** | ***** | ***** | ***** | ***** | ***** |
| Current some day smoker | 69 | 0.4% | ***** | ***** | ***** | ***** | ***** | ***** |
| Former smoker | 2,289 | 12.3% | ***** | ***** | ***** | ***** | ***** | ***** |
| Never smoker | 2,614 | 14.1% | ***** | ***** | ***** | ***** | ***** | ***** |
| Smoker, current status unknown | ***** | ***** | ***** | ***** | ***** | ***** | ***** | ***** |
| Unknown if ever smoked | 155 | 0.8% | ***** | ***** | ***** | ***** | ***** | ***** |

Table 1f. Baseline Characteristics for Patients Hospitalized with Critical COVID-19 from April 1, 2020 to March 21, 2021, Overall and by Race

| | All Patients | | American Indian or Alaska Native | | Asian | | Black or African American | |
|---|--------------|---------|----------------------------------|---------|--------|---------|---------------------------|---------|
| | Number | Percent | Number | Percent | Number | Percent | Number | Percent |
| Heavy tobacco smoker | ***** | ***** | ***** | ***** | ***** | ***** | ***** | ***** |
| Light tobacco smoker | ***** | ***** | ***** | ***** | ***** | ***** | ***** | ***** |
| No information | 2,067 | 11.1% | ***** | ***** | ***** | ***** | ***** | ***** |
| Other | 333 | 1.8% | ***** | ***** | ***** | ***** | ***** | ***** |
| Unknown | 119 | 0.6% | ***** | ***** | ***** | ***** | ***** | ***** |
| All Other Smoking Values | 0 | 0.0% | ***** | ***** | ***** | ***** | ***** | ***** |
| Smoking Missing | 10,596 | 57.0% | ***** | ***** | ***** | ***** | ***** | ***** |
| Recorded History Of Prior to Index Event (-183, -1 days) | | | | | | | | |
| Combined comorbidity raw score | 1.7 | | 1.1 | | 1.3 | | ***** | |
| Asthma | 944 | 5.1% | ***** | ***** | 11 | 1.6% | 307 | 7.2% |
| Any Cancer | 1,373 | 7.4% | ***** | ***** | 26 | 3.9% | 268 | 6.3% |
| Chronic Obstructive Pulmonary Disease (COPD) | 1,687 | 9.1% | ***** | ***** | 30 | 4.5% | 416 | 9.8% |
| Obesity | 2,510 | 13.5% | 21 | 10.8% | 27 | 4.0% | 735 | 17.4% |
| Chronic Kidney Disease | 3,528 | 19.0% | 33 | 16.9% | 108 | 16.1% | 1,048 | 24.7% |
| Diabetes Mellitus | 4,050 | 21.8% | 38 | 19.5% | 133 | 19.9% | 1,200 | 28.3% |
| Hypertension | 6,243 | 33.6% | 39 | 20.0% | 194 | 29.0% | 1,689 | 39.9% |
| Liver Disease | 915 | 4.9% | ***** | ***** | 35 | 5.2% | 212 | 5.0% |
| Vascular Disease | 5,310 | 28.6% | 30 | 15.4% | 144 | 21.5% | 1,293 | 30.5% |
| Congestive Heart Failure | 2,258 | 12.1% | ***** | ***** | 43 | 6.4% | 669 | 15.8% |
| Coronary Artery Disease | 2,825 | 15.2% | 19 | 9.7% | 81 | 12.1% | 628 | 14.8% |
| Solid Organ Transplant | 96 | 0.5% | ***** | ***** | ***** | ***** | ***** | ***** |
| Blood Stem Cell Transplant | 19 | 0.1% | ***** | ***** | ***** | ***** | ***** | ***** |
| HIV | 88 | 0.5% | ***** | ***** | ***** | ***** | ***** | ***** |
| Smoking | 2,846 | 15.3% | ***** | ***** | 47 | 7.0% | 779 | 18.4% |
| Neurologic Conditions | 1,676 | 9.0% | ***** | ***** | 34 | 5.1% | 418 | 9.9% |
| Sickle Cell Disease | 51 | 0.3% | ***** | ***** | ***** | ***** | ***** | ***** |
| Drug or alcohol Abuse/Dependence | 591 | 3.2% | ***** | ***** | 11 | 1.6% | 195 | 4.6% |

Table 1f. Baseline Characteristics for Patients Hospitalized with Critical COVID-19 from April 1, 2020 to March 21, 2021, Overall and by Race

| | All Patients | | American Indian or Alaska Native | | Asian | | Black or African American | |
|--|--------------|---------|----------------------------------|---------|--------|---------|---------------------------|---------|
| | Number | Percent | Number | Percent | Number | Percent | Number | Percent |
| Pulmonary Conditions (including ARDS, Acute Resp Failure, Pneumonia, Chronic Resp Failure) | 2,432 | 13.1% | 12 | 6.2% | 101 | 15.1% | 573 | 13.5% |
| Cystic Fibrosis | ***** | ***** | ***** | ***** | ***** | ***** | ***** | ***** |
| Interstitial Lung Disease | 322 | 1.7% | ***** | ***** | ***** | ***** | ***** | ***** |
| Recorded Use Of Prior to Index Event (-183, -1 days) | | | | | | | | |
| Immunosuppressants | 734 | 3.9% | ***** | ***** | 24 | 3.6% | 170 | 4.0% |
| Immune Modulators | 924 | 5.0% | ***** | ***** | 36 | 5.4% | 193 | 4.6% |
| Glucocorticoids - Systemic | 3,072 | 16.5% | ***** | ***** | 78 | 11.6% | 698 | 16.5% |
| Glucocorticoids - Non-systemic (includes inhaled, ophthalmic, topical) | 1,066 | 5.7% | ***** | ***** | 33 | 4.9% | 278 | 6.6% |
| Glucocorticoids - Inhaled | 536 | 2.9% | ***** | ***** | ***** | ***** | ***** | ***** |
| Glucocorticoids - Ophthalmic | 111 | 0.6% | ***** | ***** | ***** | ***** | ***** | ***** |
| Glucocorticoids - Topical | 472 | 2.5% | ***** | ***** | ***** | ***** | ***** | ***** |
| Chemotherapy | 421 | 2.3% | ***** | ***** | ***** | ***** | 84 | 2.0% |
| Death Record from April 1, 2020 to March 21, 2021 | | | | | | | | |
| Death | 6,730 | 36.2% | 63 | 32.3% | 263 | 39.3% | 1,297 | 30.6% |
| Concurrent Use Of (-30, 0 days) | | | | | | | | |
| Angiotensin Converting Enzyme (ACE) Inhibitors Prescription | 1,438 | 7.7% | ***** | ***** | ***** | ***** | 320 | 7.6% |
| Angiotensin Converting Enzyme (ACE) Inhibitors Dispensing | 582 | 3.1% | ***** | ***** | ***** | ***** | 171 | 4.0% |
| Angiotensin II Receptor Blockers (ARBs) Prescription | 1,325 | 7.1% | ***** | ***** | ***** | ***** | 302 | 7.1% |
| Angiotensin II Receptor Blockers (ARBs) Dispensing | 429 | 2.3% | ***** | ***** | ***** | ***** | 140 | 3.3% |
| Vasopressors Prescription | 452 | 2.4% | ***** | ***** | ***** | ***** | 119 | 2.8% |
| Vasopressors Dispensing | 2,946 | 15.8% | ***** | ***** | ***** | ***** | 655 | 15.5% |
| Symptomatic Use (-1, 14 days) | | | | | | | | |
| Remdesivir | 7,406 | 39.8% | 89 | 45.6% | 301 | 44.9% | 1,331 | 31.4% |

Table 1f. Baseline Characteristics for Patients Hospitalized with Critical COVID-19 from April 1, 2020 to March 21, 2021, Overall and by Race

| | All Patients | | American Indian or Alaska Native | | Asian | | Black or African American | | |
|--|--------------|---------|----------------------------------|---------|--------|---------|---------------------------|---------|--|
| | Number | Percent | Number | Percent | Number | Percent | Number | Percent | |
| Monoclonal antibodies | 41 | 0.2% | ***** | ***** | ***** | ***** | ***** | ***** | |
| Systemic glucocorticoids | 10,271 | 55.2% | 96 | 49.2% | 395 | 59.0% | 2,355 | 55.6% | |
| Baricitinib | 117 | 0.6% | ***** | ***** | ***** | ***** | ***** | ***** | |
| Tocilizumab | 116 | 0.6% | ***** | ***** | ***** | ***** | ***** | ***** | |
| Hydroxychloroquine | 1,152 | 6.2% | ***** | ***** | ***** | ***** | ***** | ***** | |
| Ivermectin | 153 | 0.8% | ***** | ***** | ***** | ***** | ***** | ***** | |
| IL-1 inhibitors (aanakinra, cankinumab) | 151 | 0.8% | ***** | ***** | ***** | ***** | ***** | ***** | |
| Azithromycin | 5,828 | 31.3% | 76 | 39.0% | 212 | 31.6% | 1,455 | 34.3% | |
| Vitamin D | 6,355 | 34.2% | 83 | 42.6% | 211 | 31.5% | 1,546 | 36.5% | |
| Supplemental oxygen | 3,613 | 19.4% | 53 | 27.2% | 113 | 16.9% | 773 | 18.2% | |
| High-flow nasal oxygen | 398 | 2.1% | ***** | ***** | ***** | ***** | ***** | ***** | |
| Hemodialysis/filtration | 2,864 | 15.4% | 69 | 35.4% | 86 | 12.8% | 892 | 21.1% | |
| Clinical Observations (-1, 14 days)⁴ | | | | | | | | | |
| Respiratory rate | 5,864 | 31.5% | 54 | 27.7% | 93 | 13.9% | 1,971 | 46.5% | |
| 0-22 /min | 234 | 4.0% | ***** | ***** | ***** | ***** | ***** | ***** | |
| 22+ /min | 211 | 3.6% | ***** | ***** | ***** | ***** | ***** | ***** | |
| 0-22 number of breaths | 0 | 0.0% | ***** | ***** | ***** | ***** | ***** | ***** | |
| 22+ number of breaths | 0 | 0.0% | ***** | ***** | ***** | ***** | ***** | ***** | |
| All Other or Missing Numeric Result Values | 24 | 0.4% | ***** | ***** | ***** | ***** | ***** | ***** | |
| All Other Result Modifier Values | 1,072 | 18.3% | ***** | ***** | ***** | ***** | ***** | ***** | |
| All Other Result Unit Values | 4,323 | 73.7% | ***** | ***** | 50 | 53.8% | 1,574 | 79.9% | |
| Missing Record | 12,733 | 68.5% | 141 | 72.3% | 577 | 86.1% | 2,265 | 53.5% | |
| Temperature | 7,921 | 42.6% | 68 | 34.9% | 319 | 47.6% | 2,221 | 52.4% | |
| 0-100.4 [degF] | 1,760 | 22.2% | ***** | ***** | ***** | ***** | ***** | ***** | |
| 100.4+ [degF] | 280 | 3.5% | ***** | ***** | ***** | ***** | ***** | ***** | |
| 0-38 Cel | 428 | 5.4% | 0 | 0.0% | ***** | ***** | 93 | 4.2% | |
| 38+ Cel | ***** | ***** | 0 | 0.0% | ***** | ***** | 0 | 0.0% | |
| All Other or Missing Numeric Result Values | 15 | 0.2% | ***** | ***** | ***** | ***** | ***** | ***** | |
| All Other Result Modifier Values | 1,156 | 14.6% | ***** | ***** | ***** | ***** | ***** | ***** | |
| All Other Result Unit Values | ***** | ***** | ***** | ***** | ***** | ***** | ***** | ***** | |

Table 1f. Baseline Characteristics for Patients Hospitalized with Critical COVID-19 from April 1, 2020 to March 21, 2021, Overall and by Race

| | All Patients | | American Indian or Alaska Native | | Asian | | Black or African American | |
|--|--------------|---------|----------------------------------|---------|--------|---------|---------------------------|---------|
| | Number | Percent | Number | Percent | Number | Percent | Number | Percent |
| Missing Record | 10,676 | 57.4% | 127 | 65.1% | 351 | 52.4% | 2,015 | 47.6% |
| Oxygen saturation | 5,063 | 27.2% | 54 | 27.7% | 87 | 13.0% | 1,728 | 40.8% |
| 0-94 % | 1,018 | 20.1% | ***** | ***** | ***** | ***** | 295 | 17.1% |
| 94+ % | 2,450 | 48.4% | ***** | ***** | ***** | ***** | 1,012 | 58.6% |
| All Other or Missing Numeric Result Values | ***** | ***** | ***** | ***** | ***** | ***** | ***** | ***** |
| All Other Result Modifier Values | ***** | ***** | ***** | ***** | ***** | ***** | ***** | ***** |
| All Other Result Unit Values | 491 | 9.7% | 0 | 0.0% | 0 | 0.0% | 179 | 10.4% |
| Missing Record | 13,534 | 72.8% | 141 | 72.3% | 583 | 87.0% | 2,508 | 59.2% |
| Heart rate | 7,915 | 42.6% | 62 | 31.8% | 135 | 20.1% | 2,545 | 60.1% |
| 0-60 bpm | 0 | 0.0% | 0 | 0.0% | 0 | 0.0% | 0 | 0.0% |
| 60-100 bpm | 0 | 0.0% | 0 | 0.0% | 0 | 0.0% | 0 | 0.0% |
| 100+ bpm | 0 | 0.0% | 0 | 0.0% | 0 | 0.0% | 0 | 0.0% |
| All Other or Missing Numeric Result Values | ***** | 0.1% | ***** | ***** | ***** | ***** | ***** | ***** |
| All Other Result Modifier Values | 1,073 | 13.6% | ***** | ***** | ***** | ***** | ***** | ***** |
| All Other Result Unit Values | ***** | ***** | ***** | ***** | ***** | ***** | ***** | ***** |
| Missing Record | ***** | ***** | ***** | ***** | ***** | ***** | ***** | ***** |
| Symptoms (-1,14 days) | | | | | | | | |
| Abnormal Blood pressure | 130 | 0.7% | ***** | ***** | ***** | ***** | ***** | ***** |
| Fever +/- chills | 2,133 | 11.5% | ***** | ***** | 76 | 11.3% | 556 | 13.1% |
| Cough | 874 | 4.7% | ***** | ***** | 34 | 5.1% | 234 | 5.5% |
| Dyspnea/shortness of breath | 6,967 | 37.5% | 50 | 25.6% | 257 | 38.4% | 1,715 | 40.5% |
| Diarrhea | 2,000 | 10.8% | ***** | ***** | 65 | 9.7% | 489 | 11.5% |
| Myalgia | 268 | 1.4% | 11 | 5.6% | ***** | ***** | 75 | 1.8% |
| Malaise/Fatigue | 3,408 | 18.3% | 38 | 19.5% | 127 | 19.0% | 749 | 17.7% |
| Smell/Taste Disturbance | 188 | 1.0% | ***** | ***** | 11 | 1.6% | 43 | 1.0% |
| Nasal congestion | 32 | 0.2% | ***** | ***** | ***** | ***** | ***** | ***** |
| Sore throat | 103 | 0.6% | ***** | ***** | ***** | ***** | ***** | ***** |
| Nausea or vomiting | 1,231 | 6.6% | ***** | ***** | 25 | 3.7% | 340 | 8.0% |
| Headache | 173 | 0.9% | ***** | ***** | ***** | ***** | ***** | ***** |
| Multi-system Inflammatory Syndrome | 128 | 0.7% | ***** | ***** | ***** | ***** | ***** | ***** |

Table 1f. Baseline Characteristics for Patients Hospitalized with Critical COVID-19 from April 1, 2020 to March 21, 2021, Overall and by Race

| | All Patients | | American Indian or Alaska Native | | Asian | | Black or African American | |
|---|--------------|---------|----------------------------------|---------|--------|---------|---------------------------|---------|
| | Number | Percent | Number | Percent | Number | Percent | Number | Percent |
| Laboratory Test Results (-1,14 days) | | | | | | | | |
| Platelet Count | 18,369 | 98.8% | 194 | 99.5% | 665 | 99.3% | 4,185 | 98.8% |
| 0-149999 /uL | 0 | 0.0% | 0 | 0.0% | 0 | 0.0% | 0 | 0.0% |
| 150000-449999 /uL | 0 | 0.0% | 0 | 0.0% | 0 | 0.0% | 0 | 0.0% |
| 450000+ /uL | 0 | 0.0% | 0 | 0.0% | 0 | 0.0% | 0 | 0.0% |
| 0-134 10*9/L | 695 | 3.8% | ***** | ***** | 21 | 3.2% | 139 | 3.3% |
| 135-316 10*9/L | 2,867 | 15.6% | ***** | ***** | 81 | 12.2% | 573 | 13.7% |
| 317+ 10*9/L | 545 | 3.0% | 15 | 7.7% | ***** | ***** | 134 | 3.2% |
| All Other or Missing Numeric Result Values | 27 | 0.1% | ***** | ***** | ***** | ***** | ***** | ***** |
| All Other Result Modifier Values | 474 | 2.6% | ***** | ***** | ***** | ***** | ***** | ***** |
| All Other Result Unit Values | 13,761 | 74.9% | 107 | 55.2% | 547 | 82.3% | 3,130 | 74.8% |
| Missing Record | 228 | 1.2% | ***** | ***** | ***** | ***** | 51 | 1.2% |
| Bilirubin, Direct | 7,741 | 41.6% | 116 | 59.5% | 459 | 68.5% | 1,553 | 36.7% |
| 0-0.3 mg/dL | 3,935 | 50.8% | 42 | 36.2% | 259 | 56.4% | 824 | 53.1% |
| 0.3+ mg/dL | 106 | 1.4% | ***** | ***** | ***** | ***** | 25 | 1.6% |
| All Other or Missing Numeric Result Values | 1,952 | 25.2% | ***** | ***** | ***** | ***** | ***** | ***** |
| All Other Result Modifier Values | 1,748 | 22.6% | ***** | ***** | ***** | ***** | ***** | ***** |
| All Other Result Unit Values | 0 | 0.0% | 0 | 0.0% | 0 | 0.0% | 0 | 0.0% |
| Missing Record | 10,856 | 58.4% | 79 | 40.5% | 211 | 31.5% | 2,683 | 63.3% |
| Bilirubin Total | 17,446 | 93.8% | 189 | 96.9% | 655 | 97.8% | 3,972 | 93.8% |
| 0-1 mg/dL | 13,745 | 78.8% | 149 | 78.8% | 527 | 80.5% | 3,113 | 78.4% |
| 1-1.2 mg/dL | 1,141 | 6.5% | ***** | ***** | 43 | 6.6% | 264 | 6.6% |
| 1.2+ mg/dL | 2,179 | 12.5% | ***** | ***** | 78 | 11.9% | 503 | 12.7% |
| All Other or Missing Numeric Result Values | ***** | 0.0% | ***** | ***** | ***** | ***** | ***** | ***** |
| All Other Result Modifier Values | 380 | 2.2% | ***** | ***** | ***** | ***** | ***** | ***** |
| All Other Result Unit Values | 0 | 0.0% | 0 | 0.0% | 0 | 0.0% | 0 | 0.0% |
| Missing Record | 1,151 | 6.2% | ***** | ***** | 15 | 2.2% | 264 | 6.2% |
| Bilirubin, Indirect | 1,762 | 9.5% | ***** | ***** | 80 | 11.9% | 486 | 11.5% |
| 0-0.2 mg/dL | 386 | 21.9% | ***** | ***** | 15 | 18.8% | 113 | 23.3% |
| 0.2-0.8 mg/dL | 1,200 | 68.1% | ***** | ***** | 56 | 70.0% | 319 | 65.6% |

Table 1f. Baseline Characteristics for Patients Hospitalized with Critical COVID-19 from April 1, 2020 to March 21, 2021, Overall and by Race

| | All Patients | | American Indian or Alaska Native | | Asian | | Black or African American | |
|--|--------------|---------|----------------------------------|---------|--------|---------|---------------------------|---------|
| | Number | Percent | Number | Percent | Number | Percent | Number | Percent |
| 0.8+ mg/dL | 127 | 7.2% | 0 | 0.0% | ***** | ***** | 43 | 8.8% |
| All Other or Missing Numeric Result Values | ***** | 0.2% | ***** | ***** | ***** | ***** | ***** | ***** |
| All Other Result Modifier Values | 46 | 2.6% | ***** | ***** | ***** | ***** | ***** | ***** |
| All Other Result Unit Values | 0 | 0.0% | 0 | 0.0% | 0 | 0.0% | 0 | 0.0% |
| Missing Record | 16,835 | 90.5% | 176 | 90.3% | 590 | 88.1% | 3,750 | 88.5% |
| CRP | 12,672 | 68.1% | 147 | 75.4% | 581 | 86.7% | 2,557 | 60.4% |
| 0-0.8 mg/dL | 247 | 1.9% | ***** | ***** | ***** | ***** | 89 | 3.5% |
| 0.8+ mg/dL | 5,981 | 47.2% | 63 | 42.9% | 176 | 30.3% | 1,624 | 63.5% |
| All Other or Missing Numeric Result Values | 25 | 0.2% | ***** | ***** | ***** | ***** | ***** | ***** |
| All Other Result Modifier Values | 924 | 7.3% | ***** | ***** | ***** | ***** | ***** | ***** |
| All Other Result Unit Values | 5,495 | 43.4% | 77 | 52.4% | 369 | 63.5% | 681 | 26.6% |
| Missing Record | 5,925 | 31.9% | 48 | 24.6% | 89 | 13.3% | 1,679 | 39.6% |
| Ferritin | 13,791 | 74.2% | 131 | 67.2% | 563 | 84.0% | 3,155 | 74.5% |
| 0-11 ng/mL | 39 | 0.3% | 0 | 0.0% | 0 | 0.0% | 13 | 0.4% |
| 12-307 ng/mL | 3,082 | 22.3% | 19 | 14.5% | 54 | 9.6% | 809 | 25.6% |
| 308-336 ng/mL | 277 | 2.0% | ***** | ***** | ***** | ***** | 70 | 2.2% |
| 337+ ng/mL | 8,444 | 61.2% | 52 | 39.7% | 415 | 73.7% | 2,076 | 65.8% |
| All Other or Missing Numeric Result Values | 108 | 0.8% | ***** | ***** | ***** | ***** | ***** | ***** |
| All Other Result Modifier Values | 79 | 0.6% | ***** | ***** | ***** | ***** | ***** | ***** |
| All Other Result Unit Values | 1,762 | 12.8% | ***** | ***** | 78 | 13.9% | 109 | 3.5% |
| Missing Record | 4,806 | 25.8% | 64 | 32.8% | 107 | 16.0% | 1,081 | 25.5% |
| D-dimer | 6,550 | 35.2% | ***** | ***** | 167 | 24.9% | 1,954 | 46.1% |
| 0-500 ng/mL | 132 | 2.0% | ***** | ***** | ***** | ***** | 65 | 3.3% |
| 500+ ng/mL | 428 | 6.5% | 0 | 0.0% | ***** | ***** | 220 | 11.3% |
| All Other or Missing Numeric Result Values | 87 | 1.3% | ***** | ***** | ***** | ***** | ***** | ***** |
| All Other Result Modifier Values | 302 | 4.6% | ***** | ***** | ***** | ***** | ***** | ***** |
| All Other Result Unit Values | 5,601 | 85.5% | ***** | ***** | 153 | 91.6% | 1,517 | 77.6% |
| Missing Record | 12,047 | 64.8% | 110 | 56.4% | 503 | 75.1% | 2,282 | 53.9% |
| CPK | 6,043 | 32.5% | 63 | 32.3% | 287 | 42.8% | 1,619 | 38.2% |
| 0-25 U/L | 278 | 4.6% | ***** | ***** | 12 | 4.2% | 35 | 2.2% |

Table 1f. Baseline Characteristics for Patients Hospitalized with Critical COVID-19 from April 1, 2020 to March 21, 2021, Overall and by Race

| | All Patients | | American Indian or Alaska Native | | Asian | | Black or African American | |
|--|--------------|---------|----------------------------------|---------|--------|---------|---------------------------|---------|
| | Number | Percent | Number | Percent | Number | Percent | Number | Percent |
| 26-192 U/L | 2,282 | 37.8% | ***** | ***** | 105 | 36.6% | 596 | 36.8% |
| 192+ U/L | 1,864 | 30.8% | ***** | ***** | 92 | 32.1% | 692 | 42.7% |
| All Other or Missing Numeric Result Values | 37 | 0.6% | ***** | ***** | ***** | ***** | ***** | ***** |
| All Other Result Modifier Values | 22 | 0.4% | ***** | ***** | ***** | ***** | ***** | ***** |
| All Other Result Unit Values | 1,560 | 25.8% | ***** | ***** | 76 | 26.5% | 263 | 16.2% |
| Missing Record | 12,554 | 67.5% | 132 | 67.7% | 383 | 57.2% | 2,617 | 61.8% |
| WBC Count | 18,369 | 98.8% | 194 | 99.5% | 666 | 99.4% | 4,184 | 98.8% |
| 0-4.5 10 ⁹ /L | 544 | 3.0% | ***** | ***** | 18 | 2.7% | 119 | 2.8% |
| 4.5-11 10 ⁹ /L | 2,467 | 13.4% | ***** | ***** | 71 | 10.7% | 503 | 12.0% |
| 11+ 10 ⁹ /L | 1,198 | 6.5% | ***** | ***** | 27 | 4.1% | 228 | 5.4% |
| All Other or Missing Numeric Result Values | 0 | 0.0% | ***** | ***** | ***** | ***** | ***** | ***** |
| All Other Result Modifier Values | 14 | 0.1% | ***** | ***** | ***** | ***** | ***** | ***** |
| All Other Result Unit Values | 14,146 | 77.0% | 107 | 55.2% | 550 | 82.6% | 3,330 | 79.6% |
| Missing Record | 228 | 1.2% | ***** | ***** | ***** | ***** | 52 | 1.2% |
| Absolute Lymphocyte Count | 16,527 | 88.9% | 171 | 87.7% | 632 | 94.3% | 3,880 | 91.6% |
| 0-0.94 10 ⁹ /L | 1,944 | 11.8% | ***** | ***** | 60 | 9.5% | 328 | 8.5% |
| 0.95-3.06 10 ⁹ /L | 1,248 | 7.6% | ***** | ***** | 39 | 6.2% | 357 | 9.2% |
| 3.07+ 10 ⁹ /L | 112 | 0.7% | ***** | ***** | ***** | ***** | 33 | 0.9% |
| All Other or Missing Numeric Result Values | ***** | ***** | ***** | ***** | ***** | ***** | ***** | ***** |
| All Other Result Modifier Values | ***** | ***** | ***** | ***** | ***** | ***** | ***** | ***** |
| All Other Result Unit Values | 13,193 | 79.8% | 97 | 56.7% | 530 | 83.9% | 3,157 | 81.4% |
| Missing Record | 2,070 | 11.1% | ***** | ***** | 38 | 5.7% | 356 | 8.4% |
| Sodium | 18,406 | 99.0% | 194 | 99.5% | 667 | 99.6% | 4,192 | 99.0% |
| 0-135 mEq/L | 0 | 0.0% | 0 | 0.0% | 0 | 0.0% | 0 | 0.0% |
| 135-145 mEq/L | 0 | 0.0% | 0 | 0.0% | 0 | 0.0% | 0 | 0.0% |
| 145+ mEq/L | 0 | 0.0% | 0 | 0.0% | 0 | 0.0% | 0 | 0.0% |
| All Other or Missing Numeric Result Values | 11 | 0.1% | ***** | ***** | ***** | ***** | ***** | ***** |
| All Other Result Modifier Values | 13 | 0.1% | ***** | ***** | ***** | ***** | ***** | ***** |
| All Other Result Unit Values | 18,382 | 99.9% | 194 | 100.0% | 665 | 99.7% | 4,184 | 99.8% |
| Missing Record | 191 | 1.0% | ***** | ***** | ***** | ***** | 44 | 1.0% |

Table 1f. Baseline Characteristics for Patients Hospitalized with Critical COVID-19 from April 1, 2020 to March 21, 2021, Overall and by Race

| | All Patients | | American Indian or Alaska Native | | Asian | | Black or African American | |
|--|--------------|---------|----------------------------------|---------|--------|---------|---------------------------|---------|
| | Number | Percent | Number | Percent | Number | Percent | Number | Percent |
| Aspartate (AST) | 17,682 | 95.1% | 190 | 97.4% | 656 | 97.9% | 4,017 | 94.8% |
| 0-40 U/L | 5,357 | 30.3% | 71 | 37.4% | 106 | 16.2% | 1,279 | 31.8% |
| 40+ U/L | 5,690 | 32.2% | 77 | 40.5% | 228 | 34.8% | 1,276 | 31.8% |
| 0-40 [UI]/L | 0 | 0.0% | 0 | 0.0% | 0 | 0.0% | 0 | 0.0% |
| 40+ [UI]/L | 0 | 0.0% | 0 | 0.0% | 0 | 0.0% | 0 | 0.0% |
| All Other or Missing Numeric Result Values | 48 | 0.3% | ***** | ***** | ***** | ***** | ***** | ***** |
| All Other Result Modifier Values | 28 | 0.2% | ***** | ***** | ***** | ***** | ***** | ***** |
| All Other Result Unit Values | 6,559 | 37.1% | 41 | 21.6% | 318 | 48.5% | 1,441 | 35.9% |
| Missing Record | 915 | 4.9% | ***** | ***** | 14 | 2.1% | 219 | 5.2% |
| Alanine (ALT) | 17,440 | 93.8% | 190 | 97.4% | 656 | 97.9% | 3,968 | 93.7% |
| 0-40 U/L | 7,026 | 40.3% | 97 | 51.1% | 192 | 29.3% | 1,746 | 44.0% |
| 40+ U/L | 3,754 | 21.5% | 51 | 26.8% | 142 | 21.6% | 749 | 18.9% |
| 0-40 [UI]/L | 0 | 0.0% | 0 | 0.0% | 0 | 0.0% | 0 | 0.0% |
| 40+ [UI]/L | 0 | 0.0% | 0 | 0.0% | 0 | 0.0% | 0 | 0.0% |
| All Other or Missing Numeric Result Values | 26 | 0.1% | ***** | ***** | ***** | ***** | ***** | ***** |
| All Other Result Modifier Values | 111 | 0.6% | ***** | ***** | ***** | ***** | ***** | ***** |
| All Other Result Unit Values | 6,523 | 37.4% | 40 | 21.1% | 322 | 49.1% | 1,441 | 36.3% |
| Missing Record | 1,157 | 6.2% | ***** | ***** | 14 | 2.1% | 268 | 6.3% |
| Venous Lactate | 3,764 | 20.2% | 16 | 8.2% | 249 | 37.2% | 901 | 21.3% |
| 0-0.5 mmol/L | 22 | 0.6% | 0 | 0.0% | ***** | ***** | ***** | ***** |
| 0.5-2.2 mmol/L | 2,630 | 69.9% | ***** | ***** | 179 | 71.9% | 584 | 64.8% |
| 2.2+ mmol/L | 1,034 | 27.5% | ***** | ***** | 62 | 24.9% | 295 | 32.7% |
| All Other or Missing Numeric Result Values | ***** | ***** | ***** | ***** | ***** | ***** | ***** | ***** |
| All Other Result Modifier Values | ***** | ***** | ***** | ***** | ***** | ***** | ***** | ***** |
| All Other Result Unit Values | 0 | 0.0% | 0 | 0.0% | 0 | 0.0% | 0 | 0.0% |
| Missing Record | 14,833 | 79.8% | 179 | 91.8% | 421 | 62.8% | 3,335 | 78.7% |
| Troponin I | 10,211 | 54.9% | 70 | 35.9% | 445 | 66.4% | 2,328 | 55.0% |
| 0-0.04 ng/mL | 2,671 | 26.2% | 24 | 34.3% | 144 | 32.4% | 507 | 21.8% |
| 0.04+ ng/mL | 3,407 | 33.4% | 27 | 38.6% | 152 | 34.2% | 875 | 37.6% |

Table 1f. Baseline Characteristics for Patients Hospitalized with Critical COVID-19 from April 1, 2020 to March 21, 2021, Overall and by Race

| | All Patients | | American Indian or Alaska Native | | Asian | | Black or African American | |
|---|--------------|---------|----------------------------------|---------|--------|---------|---------------------------|---------|
| | Number | Percent | Number | Percent | Number | Percent | Number | Percent |
| All Other or Missing Numeric Result Value | 809 | 7.9% | ***** | ***** | ***** | ***** | ***** | ***** |
| All Other Result Modifier Values | 2,594 | 25.4% | ***** | ***** | ***** | ***** | ***** | ***** |
| All Other Result Unit Values | 730 | 7.1% | 0 | 0.0% | 0 | 0.0% | 289 | 12.4% |
| Missing Record | 8,386 | 45.1% | 125 | 64.1% | 225 | 33.6% | 1,908 | 45.0% |
| Troponin I, High Sensitivity | ***** | ***** | ***** | ***** | ***** | ***** | 0 | 0.0% |
| 0-14 ng/L | 0 | 0.0% | 0 | 0.0% | 0 | 0.0% | 0 | 0.0% |
| 15+ ng/L | 0 | 0.0% | 0 | 0.0% | 0 | 0.0% | 0 | 0.0% |
| All Other or Missing Numeric Result Value | 0 | 0.0% | ***** | ***** | ***** | ***** | ***** | ***** |
| All Other Result Modifier Values | ***** | 25.0% | ***** | ***** | ***** | ***** | ***** | ***** |
| All Other Result Unit Values | ***** | ***** | 0 | 0.0% | ***** | ***** | 0 | 0.0% |
| Missing Record | 18,593 | 100.0% | 194 | 99.5% | 669 | 99.9% | 4,236 | 100.0% |
| BNP | 7,860 | 42.3% | 62 | 31.8% | 286 | 42.7% | 1,836 | 43.3% |
| 0-99 pg/mL | 3,572 | 45.4% | 30 | 48.4% | 139 | 48.6% | 864 | 47.1% |
| 100+ pg/mL | 3,814 | 48.5% | 24 | 38.7% | 124 | 43.4% | 816 | 44.4% |
| All Other or Missing Numeric Result Value | 113 | 1.4% | ***** | ***** | ***** | ***** | ***** | ***** |
| All Other Result Modifier Values | 360 | 4.6% | ***** | ***** | ***** | ***** | ***** | ***** |
| All Other Result Unit Values | ***** | ***** | ***** | ***** | 0 | 0.0% | ***** | ***** |
| Missing Record | 10,737 | 57.7% | 133 | 68.2% | 384 | 57.3% | 2,400 | 56.7% |
| Procalcitonin | 9,460 | 50.9% | 118 | 60.5% | 463 | 69.1% | 2,042 | 48.2% |
| 0-0.15 ng/mL | 2,859 | 30.2% | ***** | ***** | 131 | 28.3% | 496 | 24.3% |
| 0.15+ ng/mL | 6,230 | 65.9% | 88 | 74.6% | 318 | 68.7% | 1,465 | 71.7% |
| All Other or Missing Numeric Result Value | 77 | 0.8% | ***** | ***** | ***** | ***** | ***** | ***** |
| All Other Result Modifier Values | 289 | 3.1% | ***** | ***** | ***** | ***** | ***** | ***** |
| All Other Result Unit Values | ***** | ***** | 0 | 0.0% | 0 | 0.0% | ***** | ***** |
| Missing Record | 9,137 | 49.1% | 77 | 39.5% | 207 | 30.9% | 2,194 | 51.8% |
| LDH | 10,620 | 57.1% | 125 | 64.1% | 513 | 76.6% | 2,143 | 50.6% |
| 0-80 U/L | ***** | ***** | ***** | ***** | 0 | 0.0% | 0 | 0.0% |
| 80-225 U/L | 941 | 8.9% | ***** | ***** | 14 | 2.7% | 220 | 10.3% |
| 225+ U/L | 6,288 | 59.2% | 93 | 74.4% | 216 | 42.1% | 1,433 | 66.9% |
| All Other or Missing Numeric Result Value | 275 | 2.6% | ***** | ***** | ***** | ***** | ***** | ***** |

Table 1f. Baseline Characteristics for Patients Hospitalized with Critical COVID-19 from April 1, 2020 to March 21, 2021, Overall and by Race

| | All Patients | | American Indian or Alaska Native | | Asian | | Black or African American | |
|--|---------------|--------------|----------------------------------|--------------|------------|--------------|---------------------------|--------------|
| | Number | Percent | Number | Percent | Number | Percent | Number | Percent |
| All Other Result Modifier Values | 12 | 0.1% | ***** | ***** | ***** | ***** | ***** | ***** |
| All Other Result Unit Values | 3,101 | 29.2% | 26 | 20.8% | 239 | 46.6% | 428 | 20.0% |
| Missing Record | 7,977 | 42.9% | 70 | 35.9% | 157 | 23.4% | 2,093 | 49.4% |
| PT/INR | 12,380 | 66.6% | 131 | 67.2% | 499 | 74.5% | 2,837 | 67.0% |
| 0-11 s | 0 | 0.0% | 0 | 0.0% | 0 | 0.0% | 0 | 0.0% |
| 11-13.4 s | 0 | 0.0% | 0 | 0.0% | 0 | 0.0% | 0 | 0.0% |
| 13.4+ s | 0 | 0.0% | 0 | 0.0% | 0 | 0.0% | 0 | 0.0% |
| 0-0.8 | 0 | 0.0% | 0 | 0.0% | 0 | 0.0% | 0 | 0.0% |
| 0.8-1.1 | 182 | 1.5% | ***** | ***** | ***** | ***** | 71 | 2.5% |
| 1.1+ | 453 | 3.7% | ***** | ***** | ***** | ***** | 196 | 6.9% |
| All Other or Missing Numeric Result Value | ***** | 0.1% | ***** | ***** | ***** | ***** | ***** | ***** |
| All Other Result Modifier Values | 30 | 0.2% | ***** | ***** | ***** | ***** | ***** | ***** |
| All Other Result Unit Values | 11,707 | 94.6% | 131 | 100.0% | 488 | 97.8% | 2,555 | 90.1% |
| Missing Record | 6,217 | 33.4% | 64 | 32.8% | 171 | 25.5% | 1,399 | 33.0% |
| Index Criteria (-7, 1 days) | | | | | | | | |
| COVID Lab | 13,675 | 73.5% | 129 | 66.2% | 568 | 84.8% | 3,279 | 77.4% |
| Borderline | 0 | 0.0% | 0 | 0.0% | 0 | 0.0% | 0 | 0.0% |
| Detected | 4,506 | 33.0% | 77 | 59.7% | 128 | 22.5% | 953 | 29.1% |
| Inconclusive | 0 | 0.0% | 0 | 0.0% | 0 | 0.0% | 0 | 0.0% |
| Negative | 1,142 | 8.4% | ***** | ***** | 45 | 7.9% | 278 | 8.5% |
| Not Detected | 310 | 2.3% | ***** | ***** | ***** | ***** | 103 | 3.1% |
| Positive | 6,433 | 47.0% | 37 | 28.7% | 363 | 63.9% | 1,721 | 52.5% |
| Presumptive Positive | ***** | ***** | 0 | 0.0% | ***** | ***** | 0 | 0.0% |
| SARS Coronavirus 2 | 0 | 0.0% | 0 | 0.0% | 0 | 0.0% | 0 | 0.0% |
| Undetermined | ***** | ***** | 0 | 0.0% | 0 | 0.0% | ***** | ***** |
| All Other Result Qual Values | 1,271 | 9.3% | ***** | ***** | 27 | 4.8% | 223 | 6.8% |
| Missing Record | 4,922 | 26.5% | 66 | 33.8% | 102 | 15.2% | 957 | 22.6% |
| COVID Diagnosis | 18,597 | 100.0% | 195 | 100.0% | 670 | 100.0% | 4,236 | 100.0% |
| Hospitalized for COVID | 18,597 | 100.0% | 195 | 100.0% | 670 | 100.0% | 4,236 | 100.0% |
| Medical Utilization (-183, -1 days) | | | | | | | | |

Table 1f. Baseline Characteristics for Patients Hospitalized with Critical COVID-19 from April 1, 2020 to March 21, 2021, Overall and by Race

| | All Patients | | American Indian or Alaska Native | | Asian | | Black or African American | |
|--|--------------|---------|----------------------------------|---------|--------|---------|---------------------------|---------|
| | Number | Percent | Number | Percent | Number | Percent | Number | Percent |
| Any (1) Diagnosis or Procedure | 10,509 | 56.5% | 77 | 39.5% | 334 | 49.9% | 2,554 | 60.3% |
| Any (2) Diagnoses or Procedures | 8,561 | 46.0% | 62 | 31.8% | 240 | 35.8% | 2,102 | 49.6% |
| Any (3) Diagnoses or Procedures | 7,417 | 39.9% | 54 | 27.7% | 193 | 28.8% | 1,871 | 44.2% |
| Any (1) Inpatient Diagnosis or Procedure | 4,046 | 21.8% | 20 | 10.3% | 141 | 21.0% | 1,068 | 25.2% |
| Any (2) Inpatient Diagnoses or Procedures | 3,008 | 16.2% | ***** | ***** | 77 | 11.5% | 874 | 20.6% |
| Any (3) Inpatient Diagnoses or Procedures | 2,685 | 14.4% | ***** | ***** | 67 | 10.0% | 801 | 18.9% |
| Any (1) Institutional Stay Diagnosis or Procedure | 58 | 0.3% | ***** | ***** | 0 | 0.0% | ***** | ***** |
| Any (2) Institutional Stay Diagnoses or Procedures | 35 | 0.2% | ***** | ***** | 0 | 0.0% | ***** | ***** |
| Any (3) Institutional Stay Diagnoses or Procedures | 26 | 0.1% | ***** | ***** | 0 | 0.0% | ***** | ***** |
| Any (1) Emergency Department Diagnosis or Procedure | 3,940 | 21.2% | 33 | 16.9% | 160 | 23.9% | 1,060 | 25.0% |
| Any (2) Emergency Department Diagnoses or Procedures | 1,765 | 9.5% | ***** | ***** | 62 | 9.3% | 498 | 11.8% |
| Any (3) Emergency Department Diagnoses or Procedures | 1,019 | 5.5% | ***** | ***** | 37 | 5.5% | 266 | 6.3% |
| Any (1) Ambulatory Diagnosis or Procedure | 7,924 | 42.6% | 64 | 32.8% | 208 | 31.0% | 1,862 | 44.0% |
| Any (2) Ambulatory Diagnoses or Procedures | 6,167 | 33.2% | 51 | 26.2% | 154 | 23.0% | 1,432 | 33.8% |
| Any (3) Ambulatory Diagnoses or Procedures | 4,947 | 26.6% | 42 | 21.5% | 121 | 18.1% | 1,165 | 27.5% |
| Any (1) Other Ambulatory Diagnosis or Procedure | 3,009 | 16.2% | ***** | ***** | 88 | 13.1% | 840 | 19.8% |
| Any (2) Other Ambulatory Diagnoses or Procedures | 2,039 | 11.0% | ***** | ***** | 64 | 9.6% | 571 | 13.5% |
| Any (3) Other Ambulatory Diagnoses or Procedures | 1,592 | 8.6% | ***** | ***** | 50 | 7.5% | 442 | 10.4% |

Drug Utilization (-183, -1 days)

Table 1f. Baseline Characteristics for Patients Hospitalized with Critical COVID-19 from April 1, 2020 to March 21, 2021, Overall and by Race

| | All Patients | | American Indian or Alaska Native | | Asian | | Black or African American | |
|---------------------------------|--------------|---------|----------------------------------|---------|--------|---------|---------------------------|---------|
| | Number | Percent | Number | Percent | Number | Percent | Number | Percent |
| Any (1) Prescription | 10,149 | 54.6% | 69 | 35.4% | 320 | 47.8% | 2,539 | 59.9% |
| Any (2) Prescriptions | 7,812 | 42.0% | 53 | 27.2% | 231 | 34.5% | 1,979 | 46.7% |
| Any (3) Prescriptions | 6,705 | 36.1% | 46 | 23.6% | 186 | 27.8% | 1,734 | 40.9% |
| Any (1) Dispensings | 4,600 | 24.7% | 55 | 28.2% | 131 | 19.6% | 1,220 | 28.8% |
| Any (2) Dispensings | 4,101 | 22.1% | 48 | 24.6% | 109 | 16.3% | 1,080 | 25.5% |
| Any (3) Dispensings | 3,765 | 20.2% | 47 | 24.1% | 92 | 13.7% | 991 | 23.4% |
| Any (1) Medical Administration | 6,724 | 36.2% | 48 | 24.6% | 218 | 32.5% | 1,737 | 41.0% |
| Any (2) Medical Administrations | 4,743 | 25.5% | 34 | 17.4% | 123 | 18.4% | 1,283 | 30.3% |
| Any (3) Medical Administrations | 3,954 | 21.3% | 28 | 14.4% | 102 | 15.2% | 1,101 | 26.0% |

Table 1f. Baseline Characteristics for Patients Hospitalized with Critical COVID-19 from April 1, 2020 to March 21, 2021, Overall and by Race

| | Native Hawaiian or Other Pacific Islander | | White | | Other | | Missing | |
|---|---|--------------------|--------|--------------------|--------|--------------------|---------|--------------------|
| | Number | Percent | Number | Percent | Number | Percent | Number | Percent |
| Number of unique patients | 65 | | 10,871 | | 1,789 | | 771 | |
| Age (years) | Mean | Standard Deviation | Mean | Standard Deviation | Mean | Standard Deviation | Mean | Standard Deviation |
| Mean Age | 54.2 | 18.2 | 64.3 | 16.2 | 55.7 | 18.2 | 56.5 | 17.0 |
| | Number | Percent | Number | Percent | Number | Percent | Number | Percent |
| 0-5 | ***** | ***** | 98 | 0.9% | 40 | 2.2% | ***** | ***** |
| 6-11 | ***** | ***** | 54 | 0.5% | 11 | 0.6% | ***** | ***** |
| 12-18 | ***** | ***** | 125 | 1.1% | 42 | 2.3% | ***** | ***** |
| 19-29 | ***** | ***** | 284 | 2.6% | 85 | 4.8% | ***** | ***** |
| 30-39 | ***** | ***** | 451 | 4.1% | 151 | 8.4% | 56 | 7.3% |
| 40-49 | ***** | ***** | 778 | 7.2% | 264 | 14.8% | 91 | 11.8% |
| 50-64 | 18 | 27.7% | 2,923 | 26.9% | 580 | 32.4% | 220 | 28.5% |
| 65-74 | 13 | 20.0% | 2,920 | 26.9% | 325 | 18.2% | 177 | 23.0% |
| 75+ | 11 | 16.9% | 3,238 | 29.8% | 291 | 16.3% | 138 | 17.9% |
| Sex | | | | | | | | |
| Female | 28 | 43.1% | 4,130 | 38.0% | 633 | 35.4% | 275 | 35.7% |
| Male | 37 | 56.9% | 6,741 | 62.0% | 1,156 | 64.6% | 496 | 64.3% |
| Race | | | | | | | | |
| American Indian or Alaska Native | 0 | 0.0% | 0 | 0.0% | 0 | 0.0% | 0 | 0.0% |
| Asian | 0 | 0.0% | 0 | 0.0% | 0 | 0.0% | 0 | 0.0% |
| Black or African American | 0 | 0.0% | 0 | 0.0% | 0 | 0.0% | 0 | 0.0% |
| Native Hawaiian or Other Pacific Islander | 65 | 100.0% | 0 | 0.0% | 0 | 0.0% | 0 | 0.0% |
| White | 0 | 0.0% | 10,871 | 100.0% | 0 | 0.0% | 0 | 0.0% |
| Other | 0 | 0.0% | 0 | 0.0% | 1,789 | 100.0% | 0 | 0.0% |
| Missing | 0 | 0.0% | 0 | 0.0% | 0 | 0.0% | 771 | 100.0% |
| Hispanic | | | | | | | | |
| Yes | ***** | ***** | 1,557 | 14.3% | 1,205 | 67.4% | 335 | 43.5% |
| No | ***** | ***** | ***** | ***** | ***** | ***** | ***** | ***** |
| Other | ***** | ***** | ***** | ***** | ***** | ***** | ***** | ***** |
| Missing | ***** | ***** | ***** | ***** | ***** | ***** | ***** | ***** |

Table 1f. Baseline Characteristics for Patients Hospitalized with Critical COVID-19 from April 1, 2020 to March 21, 2021, Overall and by Race

| | Native Hawaiian or Other Pacific Islander | | White | | Other | | Missing | |
|--------------------------------|---|---------|--------|---------|--------|---------|---------|---------|
| | Number | Percent | Number | Percent | Number | Percent | Number | Percent |
| Index Year | | | | | | | | |
| 2020 | 48 | 73.8% | 7,815 | 71.9% | 1,382 | 77.2% | 601 | 78.0% |
| 2021 | 17 | 26.2% | 3,056 | 28.1% | 407 | 22.8% | 170 | 22.0% |
| Index Month and Year | | | | | | | | |
| Apr-20 | ***** | ***** | 704 | 6.5% | 316 | 17.7% | 119 | 15.4% |
| May-20 | ***** | ***** | 399 | 3.7% | 124 | 6.9% | 66 | 8.6% |
| Jun-20 | ***** | ***** | 373 | 3.4% | 142 | 7.9% | 44 | 5.7% |
| Jul-20 | ***** | ***** | 700 | 6.4% | 188 | 10.5% | 53 | 6.9% |
| Aug-20 | ***** | ***** | 573 | 5.3% | 98 | 5.5% | 49 | 6.4% |
| Sep-20 | ***** | ***** | 505 | 4.6% | 53 | 3.0% | 38 | 4.9% |
| Oct-20 | ***** | ***** | 879 | 8.1% | 118 | 6.6% | 54 | 7.0% |
| Nov-20 | ***** | ***** | 1,743 | 16.0% | 140 | 7.8% | 76 | 9.9% |
| Dec-20 | ***** | ***** | 1,939 | 17.8% | 203 | 11.3% | 102 | 13.2% |
| Jan-21 | ***** | ***** | 1,710 | 15.7% | 207 | 11.6% | 89 | 11.5% |
| Feb-21 | ***** | ***** | 760 | 7.0% | 106 | 5.9% | ***** | ***** |
| Mar-21 | ***** | ***** | 586 | 5.4% | 94 | 5.3% | ***** | ***** |
| Census Bureau Region | | | | | | | | |
| Northeast | ***** | ***** | 1,149 | 10.6% | 591 | 33.0% | 210 | 27.2% |
| Midwest | 12 | 18.5% | 2,958 | 27.2% | 180 | 10.1% | 121 | 15.7% |
| South | 15 | 23.1% | 3,325 | 30.6% | 424 | 23.7% | 140 | 18.2% |
| West | ***** | ***** | 494 | 4.5% | 125 | 7.0% | ***** | ***** |
| Other | ***** | ***** | ***** | ***** | ***** | ***** | ***** | ***** |
| Missing | ***** | ***** | ***** | ***** | ***** | ***** | ***** | ***** |
| Rural/Urban¹ | | | | | | | | |
| Isolated | ***** | ***** | ***** | ***** | ***** | ***** | ***** | ***** |
| Large Rural | ***** | ***** | ***** | ***** | ***** | ***** | ***** | ***** |
| Small Rural | ***** | ***** | ***** | ***** | ***** | ***** | ***** | ***** |
| Urban | 47 | 72.3% | 6,973 | 64.1% | 1,309 | 73.2% | 419 | 54.3% |
| Missing | 13 | 20.0% | 2,263 | 20.8% | 391 | 21.9% | 270 | 35.0% |

Table 1f. Baseline Characteristics for Patients Hospitalized with Critical COVID-19 from April 1, 2020 to March 21, 2021, Overall and by Race

| | Native Hawaiian or Other Pacific Islander | | White | | Other | | Missing | |
|--|---|---------|--------|---------|--------|---------|---------|---------|
| | Number | Percent | Number | Percent | Number | Percent | Number | Percent |
| SES² | | | | | | | | |
| Q1 | ***** | ***** | 2,586 | 23.8% | 114 | 6.4% | 55 | 7.1% |
| Q2 | 14 | 21.5% | 2,023 | 18.6% | 200 | 11.2% | 80 | 10.4% |
| Q3 | 12 | 18.5% | 2,224 | 20.5% | 345 | 19.3% | 125 | 16.2% |
| Q4 | 19 | 29.2% | 1,774 | 16.3% | 738 | 41.3% | 241 | 31.3% |
| Missing | 13 | 20.0% | 2,264 | 20.8% | 392 | 21.9% | 270 | 35.0% |
| Patient Vitals | | | | | | | | |
| BMI by Age: 0-1 years³ | | | | | | | | |
| Underweight (<2.3rd percentile) | ***** | ***** | ***** | ***** | ***** | ***** | ***** | ***** |
| Normal weight (2.3rd - <97.7th percentile) | ***** | ***** | ***** | ***** | ***** | ***** | ***** | ***** |
| Overweight/obese (97.7th - <99th percentile) | ***** | ***** | ***** | ***** | ***** | ***** | ***** | ***** |
| Severely obese (>=99th percentile) | ***** | ***** | ***** | ***** | ***** | ***** | ***** | ***** |
| All Other BMI Values | ***** | ***** | ***** | ***** | ***** | ***** | ***** | ***** |
| BMI Missing | ***** | ***** | ***** | ***** | ***** | ***** | ***** | ***** |
| BMI by Age: 2-5 years | | | | | | | | |
| Underweight (<5th percentile) | ***** | ***** | ***** | ***** | ***** | ***** | ***** | ***** |
| Normal weight (5th - <85th percentile) | ***** | ***** | ***** | ***** | ***** | ***** | ***** | ***** |
| Overweight (85th - <95th percentile) | ***** | ***** | ***** | ***** | ***** | ***** | ***** | ***** |
| Obese (95th - <120% of 95th percentile) | ***** | ***** | ***** | ***** | ***** | ***** | ***** | ***** |
| Severely obese (>=120% of 95th percentile) | ***** | ***** | ***** | ***** | ***** | ***** | ***** | ***** |
| All Other BMI Values | ***** | ***** | ***** | ***** | ***** | ***** | ***** | ***** |
| BMI Missing | ***** | ***** | ***** | ***** | ***** | ***** | ***** | ***** |
| BMI by Age: 6-11 years | | | | | | | | |
| Underweight (<5th percentile) | ***** | ***** | ***** | ***** | ***** | ***** | ***** | ***** |
| Normal weight (5th - <85th percentile) | ***** | ***** | ***** | ***** | ***** | ***** | ***** | ***** |
| Overweight (85th - <95th percentile) | ***** | ***** | ***** | ***** | ***** | ***** | ***** | ***** |
| Obese (95th - <120% of 95th percentile) | ***** | ***** | ***** | ***** | ***** | ***** | ***** | ***** |
| Severely obese (>=120% of 95th percentile) | ***** | ***** | ***** | ***** | ***** | ***** | ***** | ***** |
| All Other BMI Values | ***** | ***** | ***** | ***** | ***** | ***** | ***** | ***** |

Table 1f. Baseline Characteristics for Patients Hospitalized with Critical COVID-19 from April 1, 2020 to March 21, 2021, Overall and by Race

| | Native Hawaiian or Other Pacific Islander | | White | | Other | | Missing | |
|---|---|---------|--------|---------|--------|---------|---------|---------|
| | Number | Percent | Number | Percent | Number | Percent | Number | Percent |
| BMI Missing | ***** | ***** | ***** | ***** | ***** | ***** | ***** | ***** |
| BMI by Age: 12-17 years | | | | | | | | |
| Underweight (<5th percentile) | ***** | ***** | ***** | ***** | ***** | ***** | ***** | ***** |
| Normal weight (5th - <85th percentile) | ***** | ***** | ***** | ***** | ***** | ***** | ***** | ***** |
| Overweight (85th - <95th percentile) | ***** | ***** | ***** | ***** | ***** | ***** | ***** | ***** |
| Obese (95th - <120% of 95th percentile) | ***** | ***** | ***** | ***** | ***** | ***** | ***** | ***** |
| Severely obese (>=120% of 95th) | ***** | ***** | ***** | ***** | ***** | ***** | ***** | ***** |
| All Other BMI Values | ***** | ***** | ***** | ***** | ***** | ***** | ***** | ***** |
| BMI Missing | ***** | ***** | ***** | ***** | ***** | ***** | ***** | ***** |
| BMI by Age: 18-19 years | | | | | | | | |
| Underweight (<5th percentile) | ***** | ***** | ***** | ***** | ***** | ***** | ***** | ***** |
| Normal weight (5th - <85th percentile) | ***** | ***** | ***** | ***** | ***** | ***** | ***** | ***** |
| Overweight (85th - <95th percentile) | ***** | ***** | ***** | ***** | ***** | ***** | ***** | ***** |
| Obese (95th - <120% of 95th percentile) | ***** | ***** | ***** | ***** | ***** | ***** | ***** | ***** |
| Severely obese (>=120% of 95th) | ***** | ***** | ***** | ***** | ***** | ***** | ***** | ***** |
| All Other BMI Values | ***** | ***** | ***** | ***** | ***** | ***** | ***** | ***** |
| BMI Missing | ***** | ***** | ***** | ***** | ***** | ***** | ***** | ***** |
| BMI by Age: 20-65+ years | | | | | | | | |
| Underweight (<18.5 kg/m ²) | ***** | ***** | 108 | 1.0% | 14 | 0.8% | ***** | 0.4% |
| Normal weight (18.5 - <25 kg/m ²) | ***** | 1.6% | 868 | 8.2% | 140 | 8.3% | 40 | 5.6% |
| Overweight (25 - <30 kg/m ²) | ***** | 6.6% | 1,299 | 12.3% | 185 | 11.0% | 48 | 6.7% |
| Obese (>=30 kg/m ²) | 23 | 37.7% | 2,550 | 24.1% | 263 | 15.6% | 96 | 13.4% |
| BMI Missing | 32 | 52.5% | 5,744 | 54.3% | 1,085 | 64.3% | 528 | 73.8% |
| Smoking Status | | | | | | | | |
| Current every day smoker | ***** | ***** | ***** | ***** | ***** | ***** | ***** | ***** |
| Current some day smoker | ***** | ***** | ***** | ***** | ***** | ***** | ***** | ***** |
| Former smoker | ***** | ***** | ***** | ***** | ***** | ***** | ***** | ***** |
| Never smoker | ***** | ***** | ***** | ***** | ***** | ***** | ***** | ***** |
| Smoker, current status unknown | ***** | ***** | ***** | ***** | ***** | ***** | ***** | ***** |
| Unknown if ever smoked | ***** | ***** | ***** | ***** | ***** | ***** | ***** | ***** |

Table 1f. Baseline Characteristics for Patients Hospitalized with Critical COVID-19 from April 1, 2020 to March 21, 2021, Overall and by Race

| | Native Hawaiian or Other Pacific Islander | | White | | Other | | Missing | |
|---|---|---------|--------|---------|--------|---------|---------|---------|
| | Number | Percent | Number | Percent | Number | Percent | Number | Percent |
| Heavy tobacco smoker | ***** | ***** | ***** | ***** | ***** | ***** | ***** | ***** |
| Light tobacco smoker | ***** | ***** | ***** | ***** | ***** | ***** | ***** | ***** |
| No information | ***** | ***** | ***** | ***** | ***** | ***** | ***** | ***** |
| Other | ***** | ***** | ***** | ***** | ***** | ***** | ***** | ***** |
| Unknown | ***** | ***** | ***** | ***** | ***** | ***** | ***** | ***** |
| All Other Smoking Values | ***** | ***** | ***** | ***** | ***** | ***** | ***** | ***** |
| Smoking Missing | ***** | ***** | ***** | ***** | ***** | ***** | ***** | ***** |
| Recorded History Of Prior to Index Event (-183, -1 days) | | | | | | | | |
| Combined comorbidity raw score | 1.3 | | 1.7 | | 1.4 | | 0.9 | |
| Asthma | ***** | ***** | 482 | 4.4% | 99 | 5.5% | 36 | 4.7% |
| Any Cancer | ***** | ***** | 949 | 8.7% | 96 | 5.4% | 21 | 2.7% |
| Chronic Obstructive Pulmonary Disease (COPD) | ***** | ***** | 1,108 | 10.2% | 88 | 4.9% | 35 | 4.5% |
| Obesity | 11 | 16.9% | 1,512 | 13.9% | 152 | 8.5% | 52 | 6.7% |
| Chronic Kidney Disease | 13 | 20.0% | 1,996 | 18.4% | 262 | 14.6% | 68 | 8.8% |
| Diabetes Mellitus | 21 | 32.3% | 2,222 | 20.4% | 324 | 18.1% | 112 | 14.5% |
| Hypertension | 23 | 35.4% | 3,733 | 34.3% | 431 | 24.1% | 134 | 17.4% |
| Liver Disease | ***** | ***** | 542 | 5.0% | 88 | 4.9% | 21 | 2.7% |
| Vascular Disease | 19 | 29.2% | 3,307 | 30.4% | 401 | 22.4% | 116 | 15.0% |
| Congestive Heart Failure | ***** | ***** | 1,322 | 12.2% | 154 | 8.6% | 56 | 7.3% |
| Coronary Artery Disease | 12 | 18.5% | 1,805 | 16.6% | 223 | 12.5% | 57 | 7.4% |
| Solid Organ Transplant | ***** | ***** | ***** | ***** | ***** | ***** | ***** | ***** |
| Blood Stem Cell Transplant | ***** | ***** | ***** | ***** | ***** | ***** | ***** | ***** |
| HIV | ***** | ***** | ***** | ***** | ***** | ***** | ***** | ***** |
| Smoking | ***** | ***** | 1,788 | 16.4% | 168 | 9.4% | 39 | 5.1% |
| Neurologic Conditions | ***** | ***** | 1,038 | 9.5% | 134 | 7.5% | 36 | 4.7% |
| Sickle Cell Disease | ***** | ***** | ***** | ***** | ***** | ***** | ***** | ***** |
| Drug or alcohol Abuse/Dependence | ***** | ***** | 301 | 2.8% | 58 | 3.2% | 17 | 2.2% |

Table 1f. Baseline Characteristics for Patients Hospitalized with Critical COVID-19 from April 1, 2020 to March 21, 2021, Overall and by Race

| | Native Hawaiian or Other Pacific Islander | | White | | Other | | Missing | |
|--|---|---------|--------|---------|--------|---------|---------|---------|
| | Number | Percent | Number | Percent | Number | Percent | Number | Percent |
| Pulmonary Conditions (including ARDS, Acute Resp Failure, Pneumonia, Chronic Resp Failure) | 11 | 16.9% | 1,446 | 13.3% | 220 | 12.3% | 69 | 8.9% |
| Cystic Fibrosis | ***** | ***** | ***** | ***** | ***** | ***** | ***** | ***** |
| Interstitial Lung Disease | ***** | ***** | ***** | ***** | ***** | ***** | ***** | ***** |
| Recorded Use Of Prior to Index Event (-183, -1 days) | | | | | | | | |
| Immunosuppressants | ***** | ***** | 437 | 4.0% | 74 | 4.1% | 13 | 1.7% |
| Immune Modulators | ***** | ***** | 581 | 5.3% | 82 | 4.6% | 19 | 2.5% |
| Glucocorticoids - Systemic | ***** | ***** | 1,949 | 17.9% | 238 | 13.3% | 77 | 10.0% |
| Glucocorticoids - Non-systemic (includes inhaled, ophthalmic, topical) | ***** | ***** | 645 | 5.9% | 77 | 4.3% | 22 | 2.9% |
| Glucocorticoids - Inhaled | ***** | ***** | ***** | ***** | ***** | ***** | ***** | ***** |
| Glucocorticoids - Ophthalmic | ***** | ***** | ***** | ***** | ***** | ***** | ***** | ***** |
| Glucocorticoids - Topical | ***** | ***** | ***** | ***** | ***** | ***** | ***** | ***** |
| Chemotherapy | ***** | ***** | 285 | 2.6% | 33 | 1.8% | ***** | ***** |
| Death Record from April 1, 2020 to March 21, 2021 | | | | | | | | |
| Death | 18 | 27.7% | 4,203 | 38.7% | 593 | 33.1% | 293 | 38.0% |
| Concurrent Use Of (-30, 0 days) | | | | | | | | |
| Angiotensin Converting Enzyme (ACE) Inhibitors Prescription | ***** | ***** | 917 | 8.4% | 105 | 5.9% | 40 | 5.2% |
| Angiotensin Converting Enzyme (ACE) Inhibitors Dispensing | ***** | ***** | 320 | 2.9% | 45 | 2.5% | 28 | 3.6% |
| Angiotensin II Receptor Blockers (ARBs) Prescription | ***** | ***** | 795 | 7.3% | 105 | 5.9% | 28 | 3.6% |
| Angiotensin II Receptor Blockers (ARBs) Dispensing | ***** | ***** | 243 | 2.2% | 26 | 1.5% | 12 | 1.6% |
| Vasopressors Prescription | ***** | ***** | 242 | 2.2% | 40 | 2.2% | 32 | 4.2% |
| Vasopressors Dispensing | ***** | ***** | 1,718 | 15.8% | 302 | 16.9% | 120 | 15.6% |
| Symptomatic Use (-1, 14 days) | | | | | | | | |
| Remdesivir | 31 | 47.7% | 4,777 | 43.9% | 623 | 34.8% | 254 | 32.9% |

Table 1f. Baseline Characteristics for Patients Hospitalized with Critical COVID-19 from April 1, 2020 to March 21, 2021, Overall and by Race

| | Native Hawaiian or Other Pacific Islander | | White | | Other | | Missing | |
|--|---|---------|--------|---------|--------|---------|---------|---------|
| | Number | Percent | Number | Percent | Number | Percent | Number | Percent |
| Monoclonal antibodies | ***** | ***** | ***** | ***** | ***** | ***** | ***** | ***** |
| Systemic glucocorticoids | 40 | 61.5% | 5,950 | 54.7% | 1,031 | 57.6% | 404 | 52.4% |
| Baricitinib | ***** | ***** | ***** | ***** | ***** | ***** | ***** | ***** |
| Tocilizumab | ***** | ***** | ***** | ***** | ***** | ***** | ***** | ***** |
| Hydroxychloroquine | ***** | ***** | ***** | ***** | ***** | ***** | ***** | ***** |
| Ivermectin | ***** | ***** | ***** | ***** | ***** | ***** | ***** | ***** |
| IL-1 inhibitors (aanakinra, cankinumab) | ***** | ***** | ***** | ***** | ***** | ***** | ***** | ***** |
| Azithromycin | 25 | 38.5% | 3,213 | 29.6% | 566 | 31.6% | 281 | 36.4% |
| Vitamin D | 25 | 38.5% | 3,737 | 34.4% | 558 | 31.2% | 195 | 25.3% |
| Supplemental oxygen | 19 | 29.2% | 2,110 | 19.4% | 394 | 22.0% | 151 | 19.6% |
| High-flow nasal oxygen | ***** | ***** | ***** | ***** | ***** | ***** | ***** | ***** |
| Hemodialysis/filtration | 21 | 32.3% | 1,302 | 12.0% | 398 | 22.2% | 96 | 12.5% |
| Clinical Observations (-1, 14 days)⁴ | | | | | | | | |
| Respiratory rate | 23 | 35.4% | 2,783 | 25.6% | 506 | 28.3% | 434 | 56.3% |
| 0-22 /min | ***** | ***** | ***** | ***** | ***** | ***** | ***** | ***** |
| 22+ /min | ***** | ***** | ***** | ***** | ***** | ***** | ***** | ***** |
| 0-22 number of breaths | ***** | ***** | ***** | ***** | ***** | ***** | ***** | ***** |
| 22+ number of breaths | ***** | ***** | ***** | ***** | ***** | ***** | ***** | ***** |
| All Other or Missing Numeric Result Values | ***** | ***** | ***** | ***** | ***** | ***** | ***** | ***** |
| All Other Result Modifier Values | ***** | ***** | ***** | ***** | ***** | ***** | ***** | ***** |
| All Other Result Unit Values | ***** | ***** | 2,146 | 77.1% | 332 | 65.6% | 200 | 46.1% |
| Missing Record | 42 | 64.6% | 8,088 | 74.4% | 1,283 | 71.7% | 337 | 43.7% |
| Temperature | 31 | 47.7% | 3,776 | 34.7% | 1,000 | 55.9% | 506 | 65.6% |
| 0-100.4 [degF] | ***** | ***** | ***** | ***** | ***** | ***** | ***** | ***** |
| 100.4+ [degF] | ***** | ***** | ***** | ***** | ***** | ***** | ***** | ***** |
| 0-38 Cel | 0 | 0.0% | 276 | 7.3% | 54 | 5.4% | ***** | ***** |
| 38+ Cel | 0 | 0.0% | ***** | ***** | 0 | 0.0% | 0 | 0.0% |
| All Other or Missing Numeric Result Values | ***** | ***** | ***** | ***** | ***** | ***** | ***** | ***** |
| All Other Result Modifier Values | ***** | ***** | ***** | ***** | ***** | ***** | ***** | ***** |
| All Other Result Unit Values | ***** | ***** | ***** | ***** | ***** | ***** | ***** | ***** |

Table 1f. Baseline Characteristics for Patients Hospitalized with Critical COVID-19 from April 1, 2020 to March 21, 2021, Overall and by Race

| | Native Hawaiian or Other Pacific Islander | | White | | Other | | Missing | |
|---|---|---------|--------|---------|--------|---------|---------|---------|
| | Number | Percent | Number | Percent | Number | Percent | Number | Percent |
| Missing Record | 34 | 52.3% | 7,095 | 65.3% | 789 | 44.1% | 265 | 34.4% |
| Oxygen saturation | 23 | 35.4% | 2,427 | 22.3% | 484 | 27.1% | 260 | 33.7% |
| 0-94 % | ***** | ***** | 558 | 23.0% | 77 | 15.9% | 68 | 26.2% |
| 94+ % | ***** | ***** | 1,083 | 44.6% | 175 | 36.2% | 124 | 47.7% |
| All Other or Missing Numeric Result Value | ***** | ***** | ***** | ***** | ***** | ***** | ***** | ***** |
| All Other Result Modifier Values | ***** | ***** | ***** | ***** | ***** | ***** | ***** | ***** |
| All Other Result Unit Values | 0 | 0.0% | 272 | 11.2% | 29 | 6.0% | 11 | 4.2% |
| Missing Record | 42 | 64.6% | 8,444 | 77.7% | 1,305 | 72.9% | 511 | 66.3% |
| Heart rate | 23 | 35.4% | 4,073 | 37.5% | 632 | 35.3% | 445 | 57.7% |
| 0-60 bpm | 0 | 0.0% | 0 | 0.0% | 0 | 0.0% | 0 | 0.0% |
| 60-100 bpm | 0 | 0.0% | 0 | 0.0% | 0 | 0.0% | 0 | 0.0% |
| 100+ bpm | 0 | 0.0% | 0 | 0.0% | 0 | 0.0% | 0 | 0.0% |
| All Other or Missing Numeric Result Value | ***** | ***** | ***** | ***** | ***** | ***** | ***** | ***** |
| All Other Result Modifier Values | ***** | ***** | ***** | ***** | ***** | ***** | ***** | ***** |
| All Other Result Unit Values | ***** | ***** | ***** | ***** | ***** | ***** | ***** | ***** |
| Missing Record | ***** | ***** | ***** | ***** | ***** | ***** | ***** | ***** |
| Symptoms (-1,14): | | | | | | | | |
| Abnormal Blood pressure | ***** | ***** | ***** | ***** | ***** | ***** | ***** | ***** |
| Fever +/- chills | ***** | ***** | 1,102 | 10.1% | 294 | 16.4% | 85 | 11.0% |
| Cough | ***** | ***** | 432 | 4.0% | 132 | 7.4% | 28 | 3.6% |
| Dyspnea/shortness of breath | 18 | 27.7% | 3,880 | 35.7% | 729 | 40.7% | 318 | 41.2% |
| Diarrhea | ***** | ***** | 1,103 | 10.1% | 241 | 13.5% | 59 | 7.7% |
| Myalgia | ***** | ***** | 144 | 1.3% | 22 | 1.2% | ***** | ***** |
| Malaise/Fatigue | 11 | 16.9% | 2,076 | 19.1% | 307 | 17.2% | 100 | 13.0% |
| Smell/Taste Disturbance | 0 | 0.0% | 104 | 1.0% | 17 | 1.0% | ***** | ***** |
| Nasal congestion | ***** | ***** | ***** | ***** | ***** | ***** | ***** | ***** |
| Sore throat | ***** | ***** | ***** | ***** | ***** | ***** | ***** | ***** |
| Nausea or vomiting | ***** | ***** | 685 | 6.3% | 136 | 7.6% | 32 | 4.2% |
| Headache | ***** | ***** | ***** | ***** | ***** | ***** | ***** | ***** |
| Multi-system Inflammatory Syndrome | ***** | ***** | ***** | ***** | ***** | ***** | ***** | ***** |

Table 1f. Baseline Characteristics for Patients Hospitalized with Critical COVID-19 from April 1, 2020 to March 21, 2021, Overall and by Race

| | Native Hawaiian or Other Pacific Islander | | White | | Other | | Missing | |
|---|---|---------|--------|---------|--------|---------|---------|---------|
| | Number | Percent | Number | Percent | Number | Percent | Number | Percent |
| Laboratory Test Results (-1,14 days) | | | | | | | | |
| Platelet Count | 65 | 100.0% | 10,740 | 98.8% | 1,763 | 98.5% | 757 | 98.2% |
| 0-149999 /uL | 0 | 0.0% | 0 | 0.0% | 0 | 0.0% | 0 | 0.0% |
| 150000-449999 /uL | 0 | 0.0% | 0 | 0.0% | 0 | 0.0% | 0 | 0.0% |
| 450000+ /uL | 0 | 0.0% | 0 | 0.0% | 0 | 0.0% | 0 | 0.0% |
| 0-134 10*9/L | ***** | ***** | 479 | 4.5% | 27 | 1.5% | 17 | 2.2% |
| 135-316 10*9/L | ***** | ***** | 1,890 | 17.6% | 183 | 10.4% | 72 | 9.5% |
| 317+ 10*9/L | ***** | ***** | 319 | 3.0% | 45 | 2.6% | 20 | 2.6% |
| All Other or Missing Numeric Result Values | ***** | ***** | ***** | ***** | ***** | ***** | ***** | ***** |
| All Other Result Modifier Values | ***** | ***** | ***** | ***** | ***** | ***** | ***** | ***** |
| All Other Result Unit Values | 54 | 83.1% | 7,816 | 72.8% | 1,478 | 83.8% | 629 | 83.1% |
| Missing Record | 0 | 0.0% | 131 | 1.2% | 26 | 1.5% | 14 | 1.8% |
| Bilirubin, Direct | 27 | 41.5% | 4,402 | 40.5% | 900 | 50.3% | 284 | 36.8% |
| 0-0.3 mg/dL | 13 | 48.1% | 2,114 | 48.0% | 544 | 60.4% | 139 | 48.9% |
| 0.3+ mg/dL | 0 | 0.0% | 60 | 1.4% | ***** | ***** | ***** | ***** |
| All Other or Missing Numeric Result Values | ***** | ***** | ***** | ***** | ***** | ***** | ***** | ***** |
| All Other Result Modifier Values | ***** | ***** | ***** | ***** | ***** | ***** | ***** | ***** |
| All Other Result Unit Values | 0 | 0.0% | 0 | 0.0% | 0 | 0.0% | 0 | 0.0% |
| Missing Record | 38 | 58.5% | 6,469 | 59.5% | 889 | 49.7% | 487 | 63.2% |
| Bilirubin Total | 64 | 98.5% | 10,147 | 93.3% | 1,681 | 94.0% | 738 | 95.7% |
| 0-1 mg/dL | 54 | 84.4% | 8,033 | 79.2% | 1,290 | 76.7% | 579 | 78.5% |
| 1-1.2 mg/dL | ***** | ***** | 678 | 6.7% | 91 | 5.4% | 52 | 7.0% |
| 1.2+ mg/dL | ***** | ***** | 1,239 | 12.2% | 223 | 13.3% | 102 | 13.8% |
| All Other or Missing Numeric Result Values | ***** | ***** | ***** | ***** | ***** | ***** | ***** | ***** |
| All Other Result Modifier Values | ***** | ***** | ***** | ***** | ***** | ***** | ***** | ***** |
| All Other Result Unit Values | 0 | 0.0% | 0 | 0.0% | 0 | 0.0% | 0 | 0.0% |
| Missing Record | ***** | ***** | 724 | 6.7% | 108 | 6.0% | 33 | 4.3% |
| Bilirubin, Indirect | ***** | ***** | 1,072 | 9.9% | 34 | 1.9% | 66 | 8.6% |
| 0-0.2 mg/dL | ***** | ***** | 242 | 22.6% | ***** | ***** | 11 | 16.7% |
| 0.2-0.8 mg/dL | ***** | ***** | 730 | 68.1% | 24 | 70.6% | 50 | 75.8% |

Table 1f. Baseline Characteristics for Patients Hospitalized with Critical COVID-19 from April 1, 2020 to March 21, 2021, Overall and by Race

| | Native Hawaiian or Other Pacific Islander | | White | | Other | | Missing | |
|--|---|---------|--------|---------|--------|---------|---------|---------|
| | Number | Percent | Number | Percent | Number | Percent | Number | Percent |
| 0.8+ mg/dL | 0 | 0.0% | 67 | 6.3% | ***** | ***** | ***** | ***** |
| All Other or Missing Numeric Result Values | ***** | ***** | ***** | ***** | ***** | ***** | ***** | ***** |
| All Other Result Modifier Values | ***** | ***** | ***** | ***** | ***** | ***** | ***** | ***** |
| All Other Result Unit Values | 0 | 0.0% | 0 | 0.0% | 0 | 0.0% | 0 | 0.0% |
| Missing Record | 60 | 92.3% | 9,799 | 90.1% | 1,755 | 98.1% | 705 | 91.4% |
| CRP | 44 | 67.7% | 7,557 | 69.5% | 1,248 | 69.8% | 538 | 69.8% |
| 0-0.8 mg/dL | 0 | 0.0% | 120 | 1.6% | 17 | 1.4% | 11 | 2.0% |
| 0.8+ mg/dL | 25 | 56.8% | 3,349 | 44.3% | 421 | 33.7% | 323 | 60.0% |
| All Other or Missing Numeric Result Values | ***** | ***** | ***** | ***** | ***** | ***** | ***** | ***** |
| All Other Result Modifier Values | ***** | ***** | ***** | ***** | ***** | ***** | ***** | ***** |
| All Other Result Unit Values | 15 | 34.1% | 3,411 | 45.1% | 774 | 62.0% | 168 | 31.2% |
| Missing Record | 21 | 32.3% | 3,314 | 30.5% | 541 | 30.2% | 233 | 30.2% |
| Ferritin | 43 | 66.2% | 8,046 | 74.0% | 1,263 | 70.6% | 590 | 76.5% |
| 0-11 ng/mL | 0 | 0.0% | 18 | 0.2% | ***** | ***** | ***** | ***** |
| 12-307 ng/mL | 13 | 30.2% | 1,753 | 21.8% | 279 | 22.1% | 155 | 26.3% |
| 308-336 ng/mL | 0 | 0.0% | 162 | 2.0% | 22 | 1.7% | 14 | 2.4% |
| 337+ ng/mL | 27 | 62.8% | 4,625 | 57.5% | 871 | 69.0% | 378 | 64.1% |
| All Other or Missing Numeric Result Values | ***** | ***** | ***** | ***** | ***** | ***** | ***** | ***** |
| All Other Result Modifier Values | ***** | ***** | ***** | ***** | ***** | ***** | ***** | ***** |
| All Other Result Unit Values | ***** | ***** | 1,417 | 17.6% | 64 | 5.1% | 36 | 6.1% |
| Missing Record | 22 | 33.8% | 2,825 | 26.0% | 526 | 29.4% | 181 | 23.5% |
| D-dimer | ***** | ***** | 3,520 | 32.4% | 464 | 25.9% | 350 | 45.4% |
| 0-500 ng/mL | 0 | 0.0% | 33 | 0.9% | 16 | 3.4% | 14 | 4.0% |
| 500+ ng/mL | 0 | 0.0% | 74 | 2.1% | ***** | ***** | 123 | 35.1% |
| All Other or Missing Numeric Result Values | ***** | ***** | ***** | ***** | ***** | ***** | ***** | ***** |
| All Other Result Modifier Values | ***** | ***** | ***** | ***** | ***** | ***** | ***** | ***** |
| All Other Result Unit Values | ***** | ***** | 3,226 | 91.6% | 413 | 89.0% | 201 | 57.4% |
| Missing Record | 55 | 84.6% | 7,351 | 67.6% | 1,325 | 74.1% | 421 | 54.6% |
| CPK | 16 | 24.6% | 3,015 | 27.7% | 721 | 40.3% | 322 | 41.8% |
| 0-25 U/L | 0 | 0.0% | 173 | 5.7% | 41 | 5.7% | 14 | 4.3% |

Table 1f. Baseline Characteristics for Patients Hospitalized with Critical COVID-19 from April 1, 2020 to March 21, 2021, Overall and by Race

| | Native Hawaiian or Other Pacific Islander | | White | | Other | | Missing | |
|--|---|---------|--------|---------|--------|---------|---------|---------|
| | Number | Percent | Number | Percent | Number | Percent | Number | Percent |
| 26-192 U/L | ***** | ***** | 1,092 | 36.2% | 303 | 42.0% | 149 | 46.3% |
| 192+ U/L | ***** | ***** | 729 | 24.2% | 215 | 29.8% | 117 | 36.3% |
| All Other or Missing Numeric Result Values | ***** | ***** | ***** | ***** | ***** | ***** | ***** | ***** |
| All Other Result Modifier Values | ***** | ***** | ***** | ***** | ***** | ***** | ***** | ***** |
| All Other Result Unit Values | ***** | ***** | 1,002 | 33.2% | 158 | 21.9% | 41 | 12.7% |
| Missing Record | 49 | 75.4% | 7,856 | 72.3% | 1,068 | 59.7% | 449 | 58.2% |
| WBC Count | 65 | 100.0% | 10,740 | 98.8% | 1,763 | 98.5% | 757 | 98.2% |
| 0-4.5 10 ⁹ /L | ***** | ***** | 377 | 3.5% | 15 | 0.9% | ***** | ***** |
| 4.5-11 10 ⁹ /L | ***** | ***** | 1,618 | 15.1% | 156 | 8.8% | 65 | 8.6% |
| 11+ 10 ⁹ /L | ***** | ***** | 777 | 7.2% | 88 | 5.0% | 45 | 5.9% |
| All Other or Missing Numeric Result Values | ***** | ***** | ***** | ***** | ***** | ***** | ***** | ***** |
| All Other Result Modifier Values | ***** | ***** | ***** | ***** | ***** | ***** | ***** | ***** |
| All Other Result Unit Values | 54 | 83.1% | 7,958 | 74.1% | 1,504 | 85.3% | 643 | 84.9% |
| Missing Record | 0 | 0.0% | 131 | 1.2% | 26 | 1.5% | 14 | 1.8% |
| Absolute Lymphocyte Count | 58 | 89.2% | 9,461 | 87.0% | 1,618 | 90.4% | 707 | 91.7% |
| 0-0.94 10 ⁹ /L | ***** | ***** | 1,353 | 14.3% | 107 | 6.6% | 49 | 6.9% |
| 0.95-3.06 10 ⁹ /L | ***** | ***** | 691 | 7.3% | 93 | 5.7% | 38 | 5.4% |
| 3.07+ 10 ⁹ /L | 0 | 0.0% | 58 | 0.6% | ***** | ***** | ***** | ***** |
| All Other or Missing Numeric Result Values | ***** | ***** | ***** | ***** | ***** | ***** | ***** | ***** |
| All Other Result Modifier Values | ***** | ***** | ***** | ***** | ***** | ***** | ***** | ***** |
| All Other Result Unit Values | 52 | 89.7% | 7,342 | 77.6% | 1,403 | 86.7% | 612 | 86.6% |
| Missing Record | ***** | ***** | 1,410 | 13.0% | 171 | 9.6% | 64 | 8.3% |
| Sodium | 65 | 100.0% | 10,765 | 99.0% | 1,764 | 98.6% | 759 | 98.4% |
| 0-135 mEq/L | 0 | 0.0% | 0 | 0.0% | 0 | 0.0% | 0 | 0.0% |
| 135-145 mEq/L | 0 | 0.0% | 0 | 0.0% | 0 | 0.0% | 0 | 0.0% |
| 145+ mEq/L | 0 | 0.0% | 0 | 0.0% | 0 | 0.0% | 0 | 0.0% |
| All Other or Missing Numeric Result Values | ***** | ***** | ***** | ***** | ***** | ***** | ***** | ***** |
| All Other Result Modifier Values | ***** | ***** | ***** | ***** | ***** | ***** | ***** | ***** |
| All Other Result Unit Values | 65 | 100.0% | 10,751 | 99.9% | 1,764 | 100.0% | 759 | 100.0% |
| Missing Record | 0 | 0.0% | 106 | 1.0% | 25 | 1.4% | 12 | 1.6% |

Table 1f. Baseline Characteristics for Patients Hospitalized with Critical COVID-19 from April 1, 2020 to March 21, 2021, Overall and by Race

| | Native Hawaiian or Other Pacific Islander | | White | | Other | | Missing | |
|--|---|---------|--------|---------|--------|---------|---------|---------|
| | Number | Percent | Number | Percent | Number | Percent | Number | Percent |
| Aspartate (AST) | 64 | 98.5% | 10,309 | 94.8% | 1,708 | 95.5% | 738 | 95.7% |
| 0-40 U/L | 24 | 37.5% | 3,143 | 30.5% | 499 | 29.2% | 235 | 31.8% |
| 40+ U/L | 23 | 35.9% | 3,165 | 30.7% | 607 | 35.5% | 314 | 42.5% |
| 0-40 [UI]/L | 0 | 0.0% | 0 | 0.0% | 0 | 0.0% | 0 | 0.0% |
| 40+ [UI]/L | 0 | 0.0% | 0 | 0.0% | 0 | 0.0% | 0 | 0.0% |
| All Other or Missing Numeric Result Values | ***** | ***** | ***** | ***** | ***** | ***** | ***** | ***** |
| All Other Result Modifier Values | ***** | ***** | ***** | ***** | ***** | ***** | ***** | ***** |
| All Other Result Unit Values | 17 | 26.6% | 3,960 | 38.4% | 595 | 34.8% | 187 | 25.3% |
| Missing Record | ***** | ***** | 562 | 5.2% | 81 | 4.5% | 33 | 4.3% |
| Alanine (ALT) | 64 | 98.5% | 10,146 | 93.3% | 1,677 | 93.7% | 739 | 95.8% |
| 0-40 U/L | 24 | 37.5% | 4,001 | 39.4% | 640 | 38.2% | 326 | 44.1% |
| 40+ U/L | 23 | 35.9% | 2,137 | 21.1% | 428 | 25.5% | 224 | 30.3% |
| 0-40 [UI]/L | 0 | 0.0% | 0 | 0.0% | 0 | 0.0% | 0 | 0.0% |
| 40+ [UI]/L | 0 | 0.0% | 0 | 0.0% | 0 | 0.0% | 0 | 0.0% |
| All Other or Missing Numeric Result Values | ***** | ***** | ***** | ***** | ***** | ***** | ***** | ***** |
| All Other Result Modifier Values | ***** | ***** | ***** | ***** | ***** | ***** | ***** | ***** |
| All Other Result Unit Values | 17 | 26.6% | 3,919 | 38.6% | 597 | 35.6% | 187 | 25.3% |
| Missing Record | ***** | ***** | 725 | 6.7% | 112 | 6.3% | 32 | 4.2% |
| Venous Lactate | 12 | 18.5% | 1,878 | 17.3% | 560 | 31.3% | 148 | 19.2% |
| 0-0.5 mmol/L | 0 | 0.0% | 11 | 0.6% | ***** | ***** | ***** | ***** |
| 0.5-2.2 mmol/L | ***** | ***** | 1,346 | 71.7% | 401 | 71.6% | 100 | 67.6% |
| 2.2+ mmol/L | ***** | ***** | 475 | 25.3% | 152 | 27.1% | 43 | 29.1% |
| All Other or Missing Numeric Result Values | ***** | ***** | ***** | ***** | ***** | ***** | ***** | ***** |
| All Other Result Modifier Values | ***** | ***** | ***** | ***** | ***** | ***** | ***** | ***** |
| All Other Result Unit Values | 0 | 0.0% | 0 | 0.0% | 0 | 0.0% | 0 | 0.0% |
| Missing Record | 53 | 81.5% | 8,993 | 82.7% | 1,229 | 68.7% | 623 | 80.8% |
| Troponin I | 43 | 66.2% | 5,655 | 52.0% | 1,207 | 67.5% | 463 | 60.1% |
| 0-0.04 ng/mL | 17 | 39.5% | 1,471 | 26.0% | 413 | 34.2% | 95 | 20.5% |
| 0.04+ ng/mL | 16 | 37.2% | 1,809 | 32.0% | 361 | 29.9% | 167 | 36.1% |

Table 1f. Baseline Characteristics for Patients Hospitalized with Critical COVID-19 from April 1, 2020 to March 21, 2021, Overall and by Race

| | Native Hawaiian or Other Pacific Islander | | White | | Other | | Missing | |
|--|---|---------|--------|---------|--------|---------|---------|---------|
| | Number | Percent | Number | Percent | Number | Percent | Number | Percent |
| All Other or Missing Numeric Result Values | ***** | ***** | ***** | ***** | ***** | ***** | ***** | ***** |
| All Other Result Modifier Values | ***** | ***** | ***** | ***** | ***** | ***** | ***** | ***** |
| All Other Result Unit Values | 0 | 0.0% | 374 | 6.6% | 46 | 3.8% | 21 | 4.5% |
| Missing Record | 22 | 33.8% | 5,216 | 48.0% | 582 | 32.5% | 308 | 39.9% |
| Troponin I, High Sensitivity | 0 | 0.0% | ***** | ***** | ***** | ***** | 0 | 0.0% |
| 0-14 ng/L | 0 | 0.0% | 0 | 0.0% | 0 | 0.0% | 0 | 0.0% |
| 15+ ng/L | 0 | 0.0% | 0 | 0.0% | 0 | 0.0% | 0 | 0.0% |
| All Other or Missing Numeric Result Values | ***** | ***** | ***** | ***** | ***** | ***** | ***** | ***** |
| All Other Result Modifier Values | ***** | ***** | ***** | ***** | ***** | ***** | ***** | ***** |
| All Other Result Unit Values | 0 | 0.0% | ***** | ***** | ***** | ***** | 0 | 0.0% |
| Missing Record | 65 | 100.0% | 10,870 | 100.0% | 1,788 | 99.9% | 771 | 100.0% |
| BNP | 35 | 53.8% | 4,517 | 41.6% | 780 | 43.6% | 344 | 44.6% |
| 0-99 pg/mL | 16 | 45.7% | 1,959 | 43.4% | 394 | 50.5% | 170 | 49.4% |
| 100+ pg/mL | 16 | 45.7% | 2,352 | 52.1% | 326 | 41.8% | 156 | 45.3% |
| All Other or Missing Numeric Result Values | ***** | ***** | ***** | ***** | ***** | ***** | ***** | ***** |
| All Other Result Modifier Values | ***** | ***** | ***** | ***** | ***** | ***** | ***** | ***** |
| All Other Result Unit Values | 0 | 0.0% | 0 | 0.0% | 0 | 0.0% | 0 | 0.0% |
| Missing Record | 30 | 46.2% | 6,354 | 58.4% | 1,009 | 56.4% | 427 | 55.4% |
| Procalcitonin | 34 | 52.3% | 5,401 | 49.7% | 1,101 | 61.5% | 301 | 39.0% |
| 0-0.15 ng/mL | ***** | ***** | 1,825 | 33.8% | 293 | 26.6% | 78 | 25.9% |
| 0.15+ ng/mL | 24 | 70.6% | 3,369 | 62.4% | 769 | 69.8% | 197 | 65.4% |
| All Other or Missing Numeric Result Values | ***** | ***** | ***** | ***** | ***** | ***** | ***** | ***** |
| All Other Result Modifier Values | ***** | ***** | ***** | ***** | ***** | ***** | ***** | ***** |
| All Other Result Unit Values | 0 | 0.0% | 0 | 0.0% | 0 | 0.0% | ***** | ***** |
| Missing Record | 31 | 47.7% | 5,470 | 50.3% | 688 | 38.5% | 470 | 61.0% |
| LDH | 39 | 60.0% | 6,236 | 57.4% | 1,070 | 59.8% | 494 | 64.1% |
| 0-80 U/L | 0 | 0.0% | ***** | ***** | 0 | 0.0% | 0 | 0.0% |
| 80-225 U/L | ***** | ***** | 597 | 9.6% | 56 | 5.2% | 45 | 9.1% |
| 225+ U/L | 22 | 56.4% | 3,637 | 58.3% | 542 | 50.7% | 345 | 69.8% |
| All Other or Missing Numeric Result Values | ***** | ***** | ***** | ***** | ***** | ***** | ***** | ***** |

Table 1f. Baseline Characteristics for Patients Hospitalized with Critical COVID-19 from April 1, 2020 to March 21, 2021, Overall and by Race

| | Native Hawaiian or Other Pacific Islander | | White | | Other | | Missing | |
|--|---|---------|--------|---------|--------|---------|---------|---------|
| | Number | Percent | Number | Percent | Number | Percent | Number | Percent |
| All Other Result Modifier Values | ***** | ***** | ***** | ***** | ***** | ***** | ***** | ***** |
| All Other Result Unit Values | 12 | 30.8% | 1,891 | 30.3% | 414 | 38.7% | 91 | 18.4% |
| Missing Record | 26 | 40.0% | 4,635 | 42.6% | 719 | 40.2% | 277 | 35.9% |
| PT/INR | 34 | 52.3% | 6,948 | 63.9% | 1,333 | 74.5% | 598 | 77.6% |
| 0-11 s | 0 | 0.0% | 0 | 0.0% | 0 | 0.0% | 0 | 0.0% |
| 11-13.4 s | 0 | 0.0% | 0 | 0.0% | 0 | 0.0% | 0 | 0.0% |
| 13.4+ s | 0 | 0.0% | 0 | 0.0% | 0 | 0.0% | 0 | 0.0% |
| 0-0.8 | 0 | 0.0% | 0 | 0.0% | 0 | 0.0% | 0 | 0.0% |
| 0.8-1.1 | 0 | 0.0% | 70 | 1.0% | 15 | 1.1% | 22 | 3.7% |
| 1.1+ | 0 | 0.0% | 180 | 2.6% | 33 | 2.5% | 38 | 6.4% |
| All Other or Missing Numeric Result Value | ***** | ***** | ***** | ***** | ***** | ***** | ***** | ***** |
| All Other Result Modifier Values | ***** | ***** | ***** | ***** | ***** | ***** | ***** | ***** |
| All Other Result Unit Values | 34 | 100.0% | 6,677 | 96.1% | 1,285 | 96.4% | 537 | 89.8% |
| Missing Record | 31 | 47.7% | 3,923 | 36.1% | 456 | 25.5% | 173 | 22.4% |
| Index Criteria (-7, 1 days) | | | | | | | | |
| COVID Lab | 42 | 64.6% | 7,809 | 71.8% | 1,261 | 70.5% | 587 | 76.1% |
| Borderline | 0 | 0.0% | 0 | 0.0% | 0 | 0.0% | 0 | 0.0% |
| Detected | 13 | 31.0% | 2,980 | 38.2% | 220 | 17.4% | 135 | 23.0% |
| Inconclusive | 0 | 0.0% | 0 | 0.0% | 0 | 0.0% | 0 | 0.0% |
| Negative | ***** | ***** | 626 | 8.0% | 117 | 9.3% | 73 | 12.4% |
| Not Detected | 0 | 0.0% | 184 | 2.4% | 11 | 0.9% | ***** | ***** |
| Positive | 27 | 64.3% | 3,091 | 39.6% | 845 | 67.0% | 349 | 59.5% |
| Presumptive Positive | 0 | 0.0% | ***** | ***** | 0 | 0.0% | 0 | 0.0% |
| SARS Coronavirus 2 | 0 | 0.0% | 0 | 0.0% | 0 | 0.0% | 0 | 0.0% |
| Undetermined | 0 | 0.0% | ***** | ***** | 0 | 0.0% | 0 | 0.0% |
| All Other Result Qual Values | ***** | ***** | 917 | 11.7% | 68 | 5.4% | 25 | 4.3% |
| Missing Record | 23 | 35.4% | 3,062 | 28.2% | 528 | 29.5% | 184 | 23.9% |
| COVID Diagnosis | 65 | 100.0% | 10,871 | 100.0% | 1,789 | 100.0% | 771 | 100.0% |
| Hospitalized for COVID | 65 | 100.0% | 10,871 | 100.0% | 1,789 | 100.0% | 771 | 100.0% |
| Medical Utilization (-183, -1 days) | | | | | | | | |

Table 1f. Baseline Characteristics for Patients Hospitalized with Critical COVID-19 from April 1, 2020 to March 21, 2021, Overall and by Race

| | Native Hawaiian or Other Pacific Islander | | White | | Other | | Missing | |
|--|---|---------|--------|---------|--------|---------|---------|---------|
| | Number | Percent | Number | Percent | Number | Percent | Number | Percent |
| Any (1) Diagnosis or Procedure | 40 | 61.5% | 6,372 | 58.6% | 824 | 46.1% | 308 | 39.9% |
| Any (2) Diagnoses or Procedures | 30 | 46.2% | 5,257 | 48.4% | 637 | 35.6% | 233 | 30.2% |
| Any (3) Diagnoses or Procedures | 27 | 41.5% | 4,557 | 41.9% | 522 | 29.2% | 193 | 25.0% |
| Any (1) Inpatient Diagnosis or Procedure | 14 | 21.5% | 2,326 | 21.4% | 348 | 19.5% | 129 | 16.7% |
| Any (2) Inpatient Diagnoses or Procedures | ***** | ***** | 1,721 | 15.8% | 238 | 13.3% | 75 | 9.7% |
| Any (3) Inpatient Diagnoses or Procedures | ***** | ***** | 1,515 | 13.9% | 220 | 12.3% | 65 | 8.4% |
| Any (1) Institutional Stay Diagnosis or Procedure | 0 | 0.0% | 50 | 0.5% | 0 | 0.0% | 0 | 0.0% |
| Any (2) Institutional Stay Diagnoses or Procedures | 0 | 0.0% | 31 | 0.3% | 0 | 0.0% | 0 | 0.0% |
| Any (3) Institutional Stay Diagnoses or Procedures | 0 | 0.0% | 23 | 0.2% | 0 | 0.0% | 0 | 0.0% |
| Any (1) Emergency Department Diagnosis or Procedure | 19 | 29.2% | 2,137 | 19.7% | 421 | 23.5% | 110 | 14.3% |
| Any (2) Emergency Department Diagnoses or Procedures | ***** | ***** | 920 | 8.5% | 205 | 11.5% | 52 | 6.7% |
| Any (3) Emergency Department Diagnoses or Procedures | ***** | ***** | 527 | 4.8% | 146 | 8.2% | 27 | 3.5% |
| Any (1) Ambulatory Diagnosis or Procedure | 31 | 47.7% | 5,000 | 46.0% | 541 | 30.2% | 218 | 28.3% |
| Any (2) Ambulatory Diagnoses or Procedures | 25 | 38.5% | 3,933 | 36.2% | 432 | 24.1% | 140 | 18.2% |
| Any (3) Ambulatory Diagnoses or Procedures | 22 | 33.8% | 3,181 | 29.3% | 314 | 17.6% | 102 | 13.2% |
| Any (1) Other Ambulatory Diagnosis or Procedure | ***** | ***** | 1,652 | 15.2% | 278 | 15.5% | 123 | 16.0% |
| Any (2) Other Ambulatory Diagnoses or Procedures | ***** | ***** | 1,120 | 10.3% | 192 | 10.7% | 72 | 9.3% |
| Any (3) Other Ambulatory Diagnoses or Procedures | ***** | ***** | 871 | 8.0% | 157 | 8.8% | 55 | 7.1% |

Drug Utilization (-183, -1 days)

Table 1f. Baseline Characteristics for Patients Hospitalized with Critical COVID-19 from April 1, 2020 to March 21, 2021, Overall and by Race

| | Native Hawaiian or Other Pacific Islander | | White | | Other | | Missing | |
|---------------------------------|---|---------|--------|---------|--------|---------|---------|---------|
| | Number | Percent | Number | Percent | Number | Percent | Number | Percent |
| Any (1) Prescription | 33 | 50.8% | 6,067 | 55.8% | 841 | 47.0% | 280 | 36.3% |
| Any (2) Prescriptions | 26 | 40.0% | 4,734 | 43.5% | 589 | 32.9% | 200 | 25.9% |
| Any (3) Prescriptions | 20 | 30.8% | 4,051 | 37.3% | 497 | 27.8% | 171 | 22.2% |
| Any (1) Dispensings | 20 | 30.8% | 2,656 | 24.4% | 314 | 17.6% | 204 | 26.5% |
| Any (2) Dispensings | 18 | 27.7% | 2,408 | 22.2% | 256 | 14.3% | 182 | 23.6% |
| Any (3) Dispensings | 18 | 27.7% | 2,236 | 20.6% | 214 | 12.0% | 167 | 21.7% |
| Any (1) Medical Administration | 25 | 38.5% | 3,929 | 36.1% | 570 | 31.9% | 197 | 25.6% |
| Any (2) Medical Administrations | 18 | 27.7% | 2,765 | 25.4% | 405 | 22.6% | 115 | 14.9% |
| Any (3) Medical Administrations | 11 | 16.9% | 2,303 | 21.2% | 321 | 17.9% | 88 | 11.4% |

¹Classification derived from Rural-Urban Community Area Codes. See report overview for more information.

²Measured using the Social Deprivation Index, where higher quartiles indicate more social deprivation relative to other areas. See report overview for more information.

³Percentages for BMI are calculated out of the total number of patients in the age strata, not from the overall number of patients in the cohort.

⁴Percentages of result classification for clinical observations and laboratory results are calculated out of the total number of patients with a record for that test, not from the overall number of patients in the cohort.

***** Cell has been masked to protect patient privacy.

Table 2. Summary of COVID-19 Outcomes of Interest, by Race

| | Number of Patients | | Patients in Scenario per 10,000 Eligible Patients | Patients in Scenario per 10,000 Patients Tested for COVID-19 | Patients in Scenario per 10,000 Patients with COVID-19 | Patients in Scenario per 10,000 Patients Hospitalized with COVID-19 |
|--|--------------------|--------------|---|--|--|---|
| | Number | Percent | Number | Number | Number | Number |
| All Eligible Patients | 11,421,048 | | <i>N/A</i> | <i>N/A</i> | <i>N/A</i> | <i>N/A</i> |
| American Indian or Alaska Native | 45,227 | 0.4% | <i>N/A</i> | <i>N/A</i> | <i>N/A</i> | <i>N/A</i> |
| Asian | 364,043 | 3.2% | <i>N/A</i> | <i>N/A</i> | <i>N/A</i> | <i>N/A</i> |
| Black or African American | 1,632,358 | 14.3% | <i>N/A</i> | <i>N/A</i> | <i>N/A</i> | <i>N/A</i> |
| Native Hawaiian or Other Pacific Islander | 19,041 | 0.2% | <i>N/A</i> | <i>N/A</i> | <i>N/A</i> | <i>N/A</i> |
| White | 7,684,693 | 67.3% | <i>N/A</i> | <i>N/A</i> | <i>N/A</i> | <i>N/A</i> |
| Other | 671,053 | 5.9% | <i>N/A</i> | <i>N/A</i> | <i>N/A</i> | <i>N/A</i> |
| Missing | 1,004,633 | 8.8% | <i>N/A</i> | <i>N/A</i> | <i>N/A</i> | <i>N/A</i> |
| Patients Tested for COVID-19¹ | 2,706,153 | 23.7% | 2,369.44 | <i>N/A</i> | <i>N/A</i> | <i>N/A</i> |
| American Indian or Alaska Native | 9,448 | 0.3% | 2,089.02 | <i>N/A</i> | <i>N/A</i> | <i>N/A</i> |
| Asian | 91,493 | 3.4% | 2,513.25 | <i>N/A</i> | <i>N/A</i> | <i>N/A</i> |
| Black or African American | 398,965 | 14.7% | 2,444.10 | <i>N/A</i> | <i>N/A</i> | <i>N/A</i> |
| Native Hawaiian or Other Pacific Islander | 5,612 | 0.2% | 2,947.32 | <i>N/A</i> | <i>N/A</i> | <i>N/A</i> |
| White | 1,761,216 | 65.1% | 2,291.85 | <i>N/A</i> | <i>N/A</i> | <i>N/A</i> |
| Other | 179,923 | 6.6% | 2,681.20 | <i>N/A</i> | <i>N/A</i> | <i>N/A</i> |
| Missing | 259,496 | 9.6% | 2,582.99 | <i>N/A</i> | <i>N/A</i> | <i>N/A</i> |
| Patients Tested Positive for COVID-19¹ | 394,431 | 3.5% | 345.35 | 1,457.53 | <i>N/A</i> | <i>N/A</i> |
| American Indian or Alaska Native | 1,638 | 0.4% | 362.17 | 1,733.70 | <i>N/A</i> | <i>N/A</i> |
| Asian | 11,783 | 3.0% | 323.67 | 1,287.86 | <i>N/A</i> | <i>N/A</i> |
| Black or African American | 52,260 | 13.2% | 320.15 | 1,309.89 | <i>N/A</i> | <i>N/A</i> |
| Native Hawaiian or Other Pacific Islander | 1,280 | 0.3% | 672.23 | 2,280.83 | <i>N/A</i> | <i>N/A</i> |
| White | 256,616 | 65.1% | 333.93 | 1,457.04 | <i>N/A</i> | <i>N/A</i> |
| Other | 30,425 | 7.7% | 453.39 | 1,691.00 | <i>N/A</i> | <i>N/A</i> |
| Missing | 40,429 | 10.2% | 402.43 | 1,557.98 | <i>N/A</i> | <i>N/A</i> |
| Patients with COVID-19¹ | 579,655 | 5.1% | 507.53 | 2,141.99 | <i>N/A</i> | <i>N/A</i> |
| American Indian or Alaska Native | 2,609 | 0.5% | 576.87 | 2,761.43 | <i>N/A</i> | <i>N/A</i> |

Table 2. Summary of COVID-19 Outcomes of Interest, by Race

| | Number of Patients | | Patients in Scenario per 10,000 Eligible Patients | Patients in Scenario per 10,000 Patients Tested for COVID-19 | Patients in Scenario per 10,000 Patients with COVID-19 | Patients in Scenario per 10,000 Patients Hospitalized with COVID-19 |
|---|--------------------|-------------|---|--|--|---|
| | Number | Percent | Number | Number | Number | Number |
| Asian | 17,387 | 3.0% | 477.61 | 1,900.36 | N/A | N/A |
| Black or African American | 80,465 | 13.9% | 492.94 | 2,016.84 | N/A | N/A |
| Native Hawaiian or Other Pacific Islander | 1,691 | 0.3% | 888.08 | 3,013.19 | N/A | N/A |
| White | 378,470 | 65.3% | 492.50 | 2,148.91 | N/A | N/A |
| Other | 44,715 | 7.7% | 666.34 | 2,485.23 | N/A | N/A |
| Missing | 54,318 | 9.4% | 540.68 | 2,093.21 | N/A | N/A |
| Patients with COVID-19 who had Death Record in the Query Period¹ | 12,224 | 0.1% | 10.70 | 45.17 | 210.88 | N/A |
| American Indian or Alaska Native | 91 | 0.7% | 20.12 | 96.32 | 348.79 | N/A |
| Asian | 457 | 3.7% | 12.55 | 49.95 | 262.84 | N/A |
| Black or African American | 2,115 | 17.3% | 12.96 | 53.01 | 262.85 | N/A |
| Native Hawaiian or Other Pacific Islander | 26 | 0.2% | 13.65 | 46.33 | 153.76 | N/A |
| White | 8,078 | 66.1% | 10.51 | 45.87 | 213.44 | N/A |
| Other | 767 | 6.3% | 11.43 | 42.63 | 171.53 | N/A |
| Missing | 690 | 5.6% | 6.87 | 26.59 | 127.03 | N/A |
| Patients Hospitalized with COVID-19¹ | 72,358 | 0.6% | 63.35 | 267.38 | 1,248.29 | N/A |
| American Indian or Alaska Native | 527 | 0.7% | 116.52 | 557.79 | 2,019.93 | N/A |
| Asian | 2,793 | 3.9% | 76.72 | 305.27 | 1,606.37 | N/A |
| Black or African American | 15,349 | 21.2% | 94.03 | 384.72 | 1,907.54 | N/A |
| Native Hawaiian or Other Pacific Islander | 236 | 0.3% | 123.94 | 420.53 | 1,395.62 | N/A |
| White | 41,931 | 57.9% | 54.56 | 238.08 | 1,107.91 | N/A |
| Other | 6,728 | 9.3% | 100.26 | 373.94 | 1,504.64 | N/A |
| Missing | 4,794 | 6.6% | 47.72 | 184.74 | 882.58 | N/A |
| Patients Hospitalized with COVID-19 who had a Death Record in the Query Period¹ | 9,936 | 0.1% | 8.70 | 36.72 | 171.41 | 1,373.17 |
| American Indian or Alaska Native | 79 | 0.8% | 17.47 | 83.62 | 302.80 | 1,499.05 |

Table 2. Summary of COVID-19 Outcomes of Interest, by Race

| | Number of Patients | | Patients in Scenario per 10,000 Eligible Patients | Patients in Scenario per 10,000 Patients Tested for COVID-19 | Patients in Scenario per 10,000 Patients with COVID-19 | Patients in Scenario per 10,000 Patients Hospitalized with COVID-19 |
|--|--------------------|-------------|---|--|--|---|
| | Number | Percent | Number | Number | Number | Number |
| Asian | 373 | 3.8% | 10.25 | 40.77 | 214.53 | 1,335.48 |
| Black or African American | 1,788 | 18.0% | 10.95 | 44.82 | 222.21 | 1,164.90 |
| Native Hawaiian or Other Pacific Islander | 23 | 0.2% | 12.08 | 40.98 | 136.01 | 974.58 |
| White | 6,444 | 64.9% | 8.39 | 36.59 | 170.26 | 1,536.81 |
| Other | 707 | 7.1% | 10.54 | 39.29 | 158.11 | 1,050.83 |
| Missing | 522 | 5.3% | 5.20 | 20.12 | 96.10 | 1,088.86 |
| Patients Hospitalized with Critical COVID-19¹ | 18,597 | 0.2% | 16.28 | 68.72 | 320.83 | 2,570.14 |
| American Indian or Alaska Native | 195 | 1.0% | 43.12 | 206.39 | 747.41 | 3,700.19 |
| Asian | 670 | 3.6% | 18.40 | 73.23 | 385.35 | 2,398.85 |
| Black or African American | 4,236 | 22.8% | 25.95 | 106.17 | 526.44 | 2,759.79 |
| Native Hawaiian or Other Pacific Islander | 65 | 0.3% | 34.14 | 115.82 | 384.39 | 2,754.24 |
| White | 10,871 | 58.5% | 14.15 | 61.72 | 287.24 | 2,592.59 |
| Other | 1,789 | 9.6% | 26.66 | 99.43 | 400.09 | 2,659.04 |
| Missing | 771 | 4.1% | 7.67 | 29.71 | 141.94 | 1,608.26 |
| Patients Hospitalized with Critical COVID-19 who had a Death Record in the Query Period¹ | 6,730 | 0.1% | 5.89 | 24.87 | 116.10 | 930.10 |
| American Indian or Alaska Native | 63 | 0.9% | 13.93 | 66.68 | 241.47 | 1,195.45 |
| Asian | 263 | 3.9% | 7.22 | 28.75 | 151.26 | 941.64 |
| Black or African American | 1,297 | 19.3% | 7.95 | 32.51 | 161.19 | 845.01 |
| Native Hawaiian or Other Pacific Islander | 18 | 0.3% | 9.45 | 32.07 | 106.45 | 762.71 |
| White | 4,203 | 62.5% | 5.47 | 23.86 | 111.05 | 1,002.36 |
| Other | 593 | 8.8% | 8.84 | 32.96 | 132.62 | 881.39 |
| Missing | 293 | 4.4% | 2.92 | 11.29 | 53.94 | 611.18 |

¹Percentages shown in shaded rows use the "All Eligible Patients" cohort as a denominator, whereas percentages in race rows use the respective cohort as a denominator.

***** Cell has been masked to protect patient privacy.

Table 3. Summary of COVID-19 Outcomes of Interest, by Ethnicity

| | Number of Patients | | Patients in Scenario per 10,000 Eligible Patients | Patients in Scenario per 10,000 Patients Tested for COVID-19 | Patients in Scenario per 10,000 Patients with COVID-19 | Patients in Scenario per 10,000 Patients Hospitalized with COVID-19 |
|--|--------------------|--------------|---|--|--|---|
| | Number | Percent | Number | Number | Number | Number |
| All Eligible Patients | 11,421,048 | | N/A | N/A | N/A | N/A |
| Hispanic or Latino | 1,333,522 | 11.7% | N/A | N/A | N/A | N/A |
| Not Hispanic or Latino | 9,047,877 | 79.2% | N/A | N/A | N/A | N/A |
| Other/Missing | 1,039,649 | 9.1% | N/A | N/A | N/A | N/A |
| Patients Tested for COVID-19¹ | 2,706,153 | 23.7% | 2,369.44 | N/A | N/A | N/A |
| Hispanic or Latino | 288,169 | 10.6% | 2,160.96 | N/A | N/A | N/A |
| Not Hispanic or Latino | 2,183,703 | 80.7% | 2,413.50 | N/A | N/A | N/A |
| Other/Missing | 234,281 | 8.7% | 2,253.46 | N/A | N/A | N/A |
| Patients Tested Positive for COVID-19¹ | 394,431 | 3.5% | 345.35 | N/A | N/A | N/A |
| Hispanic or Latino | 59,843 | 15.2% | 448.76 | N/A | N/A | N/A |
| Not Hispanic or Latino | 299,311 | 75.9% | 330.81 | N/A | N/A | N/A |
| Other/Missing | 35,277 | 8.9% | 339.32 | N/A | N/A | N/A |
| Patients with COVID-19¹ | 579,655 | 5.1% | 507.53 | 2,141.99 | N/A | N/A |
| Hispanic or Latino | 94,911 | 16.4% | 711.73 | 3,293.59 | N/A | N/A |
| Not Hispanic or Latino | 434,628 | 75.0% | 480.36 | 1,990.33 | N/A | N/A |
| Other/Missing | 50,116 | 8.6% | 482.05 | 2,139.14 | N/A | N/A |
| Patients with COVID-19 who had Death Record in the Query Period¹ | 12,224 | 0.1% | 10.70 | 45.17 | 210.88 | N/A |
| Hispanic or Latino | 1,829 | 15.0% | 13.72 | 63.47 | 192.71 | N/A |
| Not Hispanic or Latino | 9,908 | 81.1% | 10.95 | 45.37 | 227.97 | N/A |
| Other/Missing | 487 | 4.0% | 4.68 | 20.79 | 97.17 | |
| Patients Hospitalized with COVID-19¹ | 72,358 | 0.6% | 63.35 | 267.38 | 1,248.29 | N/A |
| Hispanic or Latino | 14,716 | 20.3% | 110.35 | 510.67 | 1,550.51 | N/A |
| Not Hispanic or Latino | 55,053 | 76.1% | 60.85 | 252.11 | 1,266.67 | N/A |
| Other/Missing | 2,589 | 3.6% | 24.90 | 110.51 | 516.60 | N/A |

Table 3. Summary of COVID-19 Outcomes of Interest, by Ethnicity

| | Number of Patients | | Patients in Scenario per 10,000 Eligible Patients | Patients in Scenario per 10,000 Patients Tested for COVID-19 | Patients in Scenario per 10,000 Patients with COVID-19 | Patients in Scenario per 10,000 Patients Hospitalized with COVID-19 |
|--|--------------------|-------------|---|--|--|---|
| | Number | Percent | Number | Number | Number | Number |
| Patients Hospitalized with COVID-19 who had a Death Record in the Query Period¹ | 9,936 | 0.1% | 8.70 | 36.72 | 171.41 | 1,373.17 |
| Hispanic or Latino | 1,532 | 15.4% | 11.49 | 53.16 | 161.41 | 1,041.04 |
| Not Hispanic or Latino | 8,014 | 80.7% | 8.86 | 36.70 | 184.39 | 1,455.69 |
| Other/Missing | 390 | 3.9% | 3.75 | 16.65 | 77.82 | 1,506.37 |
| Patients Hospitalized with Critical COVID-19¹ | 18,597 | 0.2% | 16.28 | 68.72 | 320.83 | 2,570.14 |
| Hispanic or Latino | 3,196 | 17.2% | 23.97 | 110.91 | 336.74 | 2,171.79 |
| Not Hispanic or Latino | ***** | ***** | 16.18 | 67.03 | 336.79 | 2,658.89 |
| Other/Missing | ***** | ***** | 7.34 | 32.57 | 152.25 | 2,947.08 |
| Patients Hospitalized with Critical COVID-19 who had a Death Record in the Query Period¹ | 6,730 | 0.1% | 5.89 | 24.87 | 116.10 | 930.10 |
| Hispanic or Latino | 1,146 | 17.0% | 8.59 | 39.77 | 120.74 | 778.74 |
| Not Hispanic or Latino | 5,278 | 78.4% | 5.83 | 24.17 | 121.44 | 958.71 |
| Other/Missing | 306 | 4.5% | 2.94 | 13.06 | 61.06 | 1,181.92 |

¹Percentages shown in shaded rows use the "All Eligible Patients" cohort as a denominator, whereas percentages in ethnicity rows use the respective cohort as a denominator.

***** Cell has been masked to protect patient privacy.

Table 4. Summary of COVID-19 Outcomes of Interest, by Race and Month

| | Number of Patients | | Patients in Scenario per 10,000 Eligible Patients | Patients in Scenario per 10,000 Patients Tested for COVID-19 | Patients in Scenario per 10,000 Patients with COVID-19 | Patients in Scenario per 10,000 Patients Hospitalized with |
|--|--------------------|---------|---|--|--|--|
| | Number | Percent | Number | Number | Number | Number |
| All Eligible Patients | | | | | | |
| Overall | 11,421,048 | 100.0% | N/A | N/A | N/A | N/A |
| April 2020 | 2,067,305 | 18.1% | N/A | N/A | N/A | N/A |
| May 2020 | 1,403,108 | 12.3% | N/A | N/A | N/A | N/A |
| June 2020 | 1,363,416 | 11.9% | N/A | N/A | N/A | N/A |
| July 2020 | 1,036,641 | 9.1% | N/A | N/A | N/A | N/A |
| August 2020 | 943,924 | 8.3% | N/A | N/A | N/A | N/A |
| September 2020 | 828,416 | 7.3% | N/A | N/A | N/A | N/A |
| October 2020 | 818,212 | 7.2% | N/A | N/A | N/A | N/A |
| November 2020 | 656,346 | 5.7% | N/A | N/A | N/A | N/A |
| December 2020 | 560,132 | 4.9% | N/A | N/A | N/A | N/A |
| January 2021 | 591,745 | 5.2% | N/A | N/A | N/A | N/A |
| February 2021 | 520,100 | 4.6% | N/A | N/A | N/A | N/A |
| March 2021 | 631,703 | 5.5% | N/A | N/A | N/A | N/A |
| American Indian or Alaskan Native | | | | | | |
| April 2020 | 8,695 | 19.2% | N/A | N/A | N/A | N/A |
| May 2020 | 5,746 | 12.7% | N/A | N/A | N/A | N/A |
| June 2020 | 5,275 | 11.7% | N/A | N/A | N/A | N/A |
| July 2020 | 3,977 | 8.8% | N/A | N/A | N/A | N/A |
| August 2020 | 3,742 | 8.3% | N/A | N/A | N/A | N/A |
| September 2020 | 3,168 | 7.0% | N/A | N/A | N/A | N/A |
| October 2020 | 3,035 | 6.7% | N/A | N/A | N/A | N/A |
| November 2020 | 2,552 | 5.6% | N/A | N/A | N/A | N/A |
| December 2020 | 2,273 | 5.0% | N/A | N/A | N/A | N/A |
| January 2021 | 2,142 | 4.7% | N/A | N/A | N/A | N/A |
| February 2021 | 1,885 | 4.2% | N/A | N/A | N/A | N/A |
| March 2021 | 2,737 | 6.1% | N/A | N/A | N/A | N/A |

Table 4. Summary of COVID-19 Outcomes of Interest, by Race and Month

| | Number of Patients | | Patients in Scenario per 10,000 Eligible Patients | Patients in Scenario per 10,000 Patients Tested for COVID-19 | Patients in Scenario per 10,000 Patients with COVID-19 | Patients in Scenario per 10,000 Patients Hospitalized with |
|--|--------------------|--------------|---|--|--|--|
| | Number | Percent | Number | Number | Number | Number |
| Asian | 364,043 | 3.2% | <i>N/A</i> | <i>N/A</i> | <i>N/A</i> | <i>N/A</i> |
| April 2020 | 51,971 | 14.3% | <i>N/A</i> | <i>N/A</i> | <i>N/A</i> | <i>N/A</i> |
| May 2020 | 39,377 | 10.8% | <i>N/A</i> | <i>N/A</i> | <i>N/A</i> | <i>N/A</i> |
| June 2020 | 41,334 | 11.4% | <i>N/A</i> | <i>N/A</i> | <i>N/A</i> | <i>N/A</i> |
| July 2020 | 33,641 | 9.2% | <i>N/A</i> | <i>N/A</i> | <i>N/A</i> | <i>N/A</i> |
| August 2020 | 32,829 | 9.0% | <i>N/A</i> | <i>N/A</i> | <i>N/A</i> | <i>N/A</i> |
| September 2020 | 29,936 | 8.2% | <i>N/A</i> | <i>N/A</i> | <i>N/A</i> | <i>N/A</i> |
| October 2020 | 31,747 | 8.7% | <i>N/A</i> | <i>N/A</i> | <i>N/A</i> | <i>N/A</i> |
| November 2020 | 22,710 | 6.2% | <i>N/A</i> | <i>N/A</i> | <i>N/A</i> | <i>N/A</i> |
| December 2020 | 21,082 | 5.8% | <i>N/A</i> | <i>N/A</i> | <i>N/A</i> | <i>N/A</i> |
| January 2021 | 19,623 | 5.4% | <i>N/A</i> | <i>N/A</i> | <i>N/A</i> | <i>N/A</i> |
| February 2021 | 16,869 | 4.6% | <i>N/A</i> | <i>N/A</i> | <i>N/A</i> | <i>N/A</i> |
| March 2021 | 22,924 | 6.3% | <i>N/A</i> | <i>N/A</i> | <i>N/A</i> | <i>N/A</i> |
| Black or African American | 1,632,358 | 14.3% | <i>N/A</i> | <i>N/A</i> | <i>N/A</i> | <i>N/A</i> |
| April 2020 | 305,418 | 18.7% | <i>N/A</i> | <i>N/A</i> | <i>N/A</i> | <i>N/A</i> |
| May 2020 | 198,820 | 12.2% | <i>N/A</i> | <i>N/A</i> | <i>N/A</i> | <i>N/A</i> |
| June 2020 | 184,356 | 11.3% | <i>N/A</i> | <i>N/A</i> | <i>N/A</i> | <i>N/A</i> |
| July 2020 | 144,509 | 8.9% | <i>N/A</i> | <i>N/A</i> | <i>N/A</i> | <i>N/A</i> |
| August 2020 | 133,655 | 8.2% | <i>N/A</i> | <i>N/A</i> | <i>N/A</i> | <i>N/A</i> |
| September 2020 | 116,521 | 7.1% | <i>N/A</i> | <i>N/A</i> | <i>N/A</i> | <i>N/A</i> |
| October 2020 | 113,817 | 7.0% | <i>N/A</i> | <i>N/A</i> | <i>N/A</i> | <i>N/A</i> |
| November 2020 | 91,683 | 5.6% | <i>N/A</i> | <i>N/A</i> | <i>N/A</i> | <i>N/A</i> |
| December 2020 | 82,542 | 5.1% | <i>N/A</i> | <i>N/A</i> | <i>N/A</i> | <i>N/A</i> |
| January 2021 | 85,739 | 5.3% | <i>N/A</i> | <i>N/A</i> | <i>N/A</i> | <i>N/A</i> |
| February 2021 | 78,636 | 4.8% | <i>N/A</i> | <i>N/A</i> | <i>N/A</i> | <i>N/A</i> |
| March 2021 | 96,662 | 5.9% | <i>N/A</i> | <i>N/A</i> | <i>N/A</i> | <i>N/A</i> |
| Native Hawaiian or Other Pacific Islander | 19,041 | 0.2% | <i>N/A</i> | <i>N/A</i> | <i>N/A</i> | <i>N/A</i> |
| April 2020 | 3,158 | 16.6% | <i>N/A</i> | <i>N/A</i> | <i>N/A</i> | <i>N/A</i> |

Table 4. Summary of COVID-19 Outcomes of Interest, by Race and Month

| | Number of Patients | | Patients in Scenario per 10,000 Eligible Patients | Patients in Scenario per 10,000 Patients Tested for COVID-19 | Patients in Scenario per 10,000 Patients with COVID-19 | Patients in Scenario per 10,000 Patients Hospitalized with |
|----------------|--------------------|--------------|---|--|--|--|
| | Number | Percent | Number | Number | Number | Number |
| May 2020 | 2,297 | 12.1% | N/A | N/A | N/A | N/A |
| June 2020 | 2,223 | 11.7% | N/A | N/A | N/A | N/A |
| July 2020 | 1,743 | 9.2% | N/A | N/A | N/A | N/A |
| August 2020 | 1,706 | 9.0% | N/A | N/A | N/A | N/A |
| September 2020 | 1,434 | 7.5% | N/A | N/A | N/A | N/A |
| October 2020 | 1,511 | 7.9% | N/A | N/A | N/A | N/A |
| November 2020 | 1,149 | 6.0% | N/A | N/A | N/A | N/A |
| December 2020 | 1,133 | 6.0% | N/A | N/A | N/A | N/A |
| January 2021 | 921 | 4.8% | N/A | N/A | N/A | N/A |
| February 2021 | 757 | 4.0% | N/A | N/A | N/A | N/A |
| March 2021 | 1,009 | 5.3% | N/A | N/A | N/A | N/A |
| White | 7,684,693 | 67.3% | N/A | N/A | N/A | N/A |
| April 2020 | 1,489,935 | 19.4% | N/A | N/A | N/A | N/A |
| May 2020 | 992,593 | 12.9% | N/A | N/A | N/A | N/A |
| June 2020 | 949,489 | 12.4% | N/A | N/A | N/A | N/A |
| July 2020 | 694,076 | 9.0% | N/A | N/A | N/A | N/A |
| August 2020 | 622,924 | 8.1% | N/A | N/A | N/A | N/A |
| September 2020 | 538,998 | 7.0% | N/A | N/A | N/A | N/A |
| October 2020 | 531,864 | 6.9% | N/A | N/A | N/A | N/A |
| November 2020 | 423,670 | 5.5% | N/A | N/A | N/A | N/A |
| December 2020 | 352,234 | 4.6% | N/A | N/A | N/A | N/A |
| January 2021 | 369,845 | 4.8% | N/A | N/A | N/A | N/A |
| February 2021 | 326,189 | 4.2% | N/A | N/A | N/A | N/A |
| March 2021 | 392,876 | 5.1% | N/A | N/A | N/A | N/A |
| Other | 671,053 | 5.9% | N/A | N/A | N/A | N/A |
| April 2020 | 94,037 | 14.0% | N/A | N/A | N/A | N/A |
| May 2020 | 71,607 | 10.7% | N/A | N/A | N/A | N/A |
| June 2020 | 75,148 | 11.2% | N/A | N/A | N/A | N/A |

Table 4. Summary of COVID-19 Outcomes of Interest, by Race and Month

| | Number of Patients | | Patients in Scenario per 10,000 Eligible Patients | Patients in Scenario per 10,000 Patients Tested for COVID-19 | Patients in Scenario per 10,000 Patients with COVID-19 | Patients in Scenario per 10,000 Patients Hospitalized with |
|---|--------------------|--------------|---|--|--|--|
| | Number | Percent | Number | Number | Number | Number |
| July 2020 | 60,927 | 9.1% | N/A | N/A | N/A | N/A |
| August 2020 | 55,566 | 8.3% | N/A | N/A | N/A | N/A |
| September 2020 | 50,815 | 7.6% | N/A | N/A | N/A | N/A |
| October 2020 | 50,232 | 7.5% | N/A | N/A | N/A | N/A |
| November 2020 | 40,915 | 6.1% | N/A | N/A | N/A | N/A |
| December 2020 | 36,556 | 5.4% | N/A | N/A | N/A | N/A |
| January 2021 | 47,521 | 7.1% | N/A | N/A | N/A | N/A |
| February 2021 | 40,770 | 6.1% | N/A | N/A | N/A | N/A |
| March 2021 | 46,959 | 7.0% | N/A | N/A | N/A | N/A |
| Missing | 1,004,633 | 8.8% | N/A | N/A | N/A | N/A |
| April 2020 | 114,091 | 11.4% | N/A | N/A | N/A | N/A |
| May 2020 | 92,668 | 9.2% | N/A | N/A | N/A | N/A |
| June 2020 | 105,591 | 10.5% | N/A | N/A | N/A | N/A |
| July 2020 | 97,768 | 9.7% | N/A | N/A | N/A | N/A |
| August 2020 | 93,502 | 9.3% | N/A | N/A | N/A | N/A |
| September 2020 | 87,544 | 8.7% | N/A | N/A | N/A | N/A |
| October 2020 | 86,006 | 8.6% | N/A | N/A | N/A | N/A |
| November 2020 | 73,667 | 7.3% | N/A | N/A | N/A | N/A |
| December 2020 | 64,312 | 6.4% | N/A | N/A | N/A | N/A |
| January 2021 | 65,954 | 6.6% | N/A | N/A | N/A | N/A |
| February 2021 | 54,994 | 5.5% | N/A | N/A | N/A | N/A |
| March 2021 | 68,536 | 6.8% | N/A | N/A | N/A | N/A |
| Patients Tested for COVID-19¹ | | | | | | |
| Overall | 2,706,153 | 23.7% | 2,369.44 | N/A | N/A | N/A |
| April 2020 | 113,714 | 4.2% | 550.06 | N/A | N/A | N/A |
| May 2020 | 176,133 | 6.5% | 1,255.31 | N/A | N/A | N/A |
| June 2020 | 234,292 | 8.7% | 1,718.42 | N/A | N/A | N/A |
| July 2020 | 269,879 | 10.0% | 2,603.40 | N/A | N/A | N/A |

Table 4. Summary of COVID-19 Outcomes of Interest, by Race and Month

| | Number of Patients | | Patients in Scenario per 10,000 Eligible Patients | Patients in Scenario per 10,000 Patients Tested for COVID-19 | Patients in Scenario per 10,000 Patients with COVID-19 | Patients in Scenario per 10,000 Patients Hospitalized with |
|--|--------------------|-------------|---|--|--|--|
| | Number | Percent | Number | Number | Number | Number |
| August 2020 | 261,683 | 9.7% | 2,772.29 | N/A | N/A | N/A |
| September 2020 | 247,715 | 9.2% | 2,990.22 | N/A | N/A | N/A |
| October 2020 | 277,256 | 10.2% | 3,388.56 | N/A | N/A | N/A |
| November 2020 | 314,946 | 11.6% | 4,798.48 | N/A | N/A | N/A |
| December 2020 | 261,017 | 9.6% | 4,659.92 | N/A | N/A | N/A |
| January 2021 | 224,234 | 8.3% | 3,789.37 | N/A | N/A | N/A |
| February 2021 | 155,199 | 5.7% | 2,984.02 | N/A | N/A | N/A |
| March 2021 | 170,085 | 6.3% | 2,692.48 | N/A | N/A | N/A |
| American Indian or Alaskan Native | 9,448 | 0.1% | 2,089.02 | N/A | N/A | N/A |
| April 2020 | 434 | 4.6% | 499.14 | N/A | N/A | N/A |
| May 2020 | 740 | 7.8% | 1,287.85 | N/A | N/A | N/A |
| June 2020 | 873 | 9.2% | 1,654.98 | N/A | N/A | N/A |
| July 2020 | 894 | 9.5% | 2,247.93 | N/A | N/A | N/A |
| August 2020 | 876 | 9.3% | 2,340.99 | N/A | N/A | N/A |
| September 2020 | 851 | 9.0% | 2,686.24 | N/A | N/A | N/A |
| October 2020 | 863 | 9.1% | 2,843.49 | N/A | N/A | N/A |
| November 2020 | 1,072 | 11.3% | 4,200.63 | N/A | N/A | N/A |
| December 2020 | 856 | 9.1% | 3,765.95 | N/A | N/A | N/A |
| January 2021 | 748 | 7.9% | 3,492.06 | N/A | N/A | N/A |
| February 2021 | 579 | 6.1% | 3,071.62 | N/A | N/A | N/A |
| March 2021 | 662 | 7.0% | 2,418.71 | N/A | N/A | N/A |
| Asian | 91,493 | 0.8% | 2,513.25 | N/A | N/A | N/A |
| April 2020 | 4,723 | 5.2% | 908.78 | N/A | N/A | N/A |
| May 2020 | 6,590 | 7.2% | 1,673.57 | N/A | N/A | N/A |
| June 2020 | 7,710 | 8.4% | 1,865.29 | N/A | N/A | N/A |
| July 2020 | 8,530 | 9.3% | 2,535.60 | N/A | N/A | N/A |
| August 2020 | 9,322 | 10.2% | 2,839.56 | N/A | N/A | N/A |
| September 2020 | 8,262 | 9.0% | 2,759.89 | N/A | N/A | N/A |

Table 4. Summary of COVID-19 Outcomes of Interest, by Race and Month

| | Number of Patients | | Patients in Scenario per 10,000 Eligible Patients | Patients in Scenario per 10,000 Patients Tested for COVID-19 | Patients in Scenario per 10,000 Patients with COVID-19 | Patients in Scenario per 10,000 Patients Hospitalized with |
|--|--------------------|-------------|---|--|--|--|
| | Number | Percent | Number | Number | Number | Number |
| October 2020 | 9,080 | 9.9% | 2,860.11 | N/A | N/A | N/A |
| November 2020 | 9,611 | 10.5% | 4,232.06 | N/A | N/A | N/A |
| December 2020 | 8,773 | 9.6% | 4,161.37 | N/A | N/A | N/A |
| January 2021 | 7,530 | 8.2% | 3,837.33 | N/A | N/A | N/A |
| February 2021 | 5,229 | 5.7% | 3,099.77 | N/A | N/A | N/A |
| March 2021 | 6,133 | 6.7% | 2,675.36 | N/A | N/A | N/A |
| Black or African American | 398,965 | 3.5% | 2,444.10 | N/A | N/A | N/A |
| April 2020 | 20,821 | 5.2% | 681.72 | N/A | N/A | N/A |
| May 2020 | 30,967 | 7.8% | 1,557.54 | N/A | N/A | N/A |
| June 2020 | 36,536 | 9.2% | 1,981.82 | N/A | N/A | N/A |
| July 2020 | 40,609 | 10.2% | 2,810.14 | N/A | N/A | N/A |
| August 2020 | 37,259 | 9.3% | 2,787.70 | N/A | N/A | N/A |
| September 2020 | 32,127 | 8.1% | 2,757.19 | N/A | N/A | N/A |
| October 2020 | 36,824 | 9.2% | 3,235.37 | N/A | N/A | N/A |
| November 2020 | 39,396 | 9.9% | 4,296.98 | N/A | N/A | N/A |
| December 2020 | 37,043 | 9.3% | 4,487.78 | N/A | N/A | N/A |
| January 2021 | 34,017 | 8.5% | 3,967.51 | N/A | N/A | N/A |
| February 2021 | 25,059 | 6.3% | 3,186.71 | N/A | N/A | N/A |
| March 2021 | 28,307 | 7.1% | 2,928.45 | N/A | N/A | N/A |
| Native Hawaiian or Other Pacific Islander | 5,612 | 0.0% | 2,947.32 | N/A | N/A | N/A |
| April 2020 | 250 | 4.5% | 791.64 | N/A | N/A | N/A |
| May 2020 | 451 | 8.0% | 1,963.43 | N/A | N/A | N/A |
| June 2020 | 504 | 9.0% | 2,267.21 | N/A | N/A | N/A |
| July 2020 | 628 | 11.2% | 3,602.98 | N/A | N/A | N/A |
| August 2020 | 554 | 9.9% | 3,247.36 | N/A | N/A | N/A |
| September 2020 | 511 | 9.1% | 3,563.46 | N/A | N/A | N/A |
| October 2020 | 588 | 10.5% | 3,891.46 | N/A | N/A | N/A |
| November 2020 | 597 | 10.6% | 5,195.82 | N/A | N/A | N/A |

Table 4. Summary of COVID-19 Outcomes of Interest, by Race and Month

| | Number of Patients | | Patients in Scenario per 10,000 Eligible Patients | Patients in Scenario per 10,000 Patients Tested for COVID-19 | Patients in Scenario per 10,000 Patients with COVID-19 | Patients in Scenario per 10,000 Patients Hospitalized with |
|----------------|--------------------|--------------|---|--|--|--|
| | Number | Percent | Number | Number | Number | Number |
| December 2020 | 516 | 9.2% | 4,554.28 | N/A | N/A | N/A |
| January 2021 | 445 | 7.9% | 4,831.70 | N/A | N/A | N/A |
| February 2021 | 263 | 4.7% | 3,474.24 | N/A | N/A | N/A |
| March 2021 | 305 | 5.4% | 3,022.79 | N/A | N/A | N/A |
| White | 1,761,216 | 15.4% | 2,291.85 | N/A | N/A | N/A |
| April 2020 | 67,135 | 3.8% | 450.59 | N/A | N/A | N/A |
| May 2020 | 110,041 | 6.2% | 1,108.62 | N/A | N/A | N/A |
| June 2020 | 150,302 | 8.5% | 1,582.98 | N/A | N/A | N/A |
| July 2020 | 174,204 | 9.9% | 2,509.87 | N/A | N/A | N/A |
| August 2020 | 169,567 | 9.6% | 2,722.11 | N/A | N/A | N/A |
| September 2020 | 165,128 | 9.4% | 3,063.61 | N/A | N/A | N/A |
| October 2020 | 186,000 | 10.6% | 3,497.13 | N/A | N/A | N/A |
| November 2020 | 216,442 | 12.3% | 5,108.74 | N/A | N/A | N/A |
| December 2020 | 171,005 | 9.7% | 4,854.87 | N/A | N/A | N/A |
| January 2021 | 145,357 | 8.3% | 3,930.21 | N/A | N/A | N/A |
| February 2021 | 99,073 | 5.6% | 3,037.29 | N/A | N/A | N/A |
| March 2021 | 106,962 | 6.1% | 2,722.54 | N/A | N/A | N/A |
| Other | 179,923 | 1.6% | 2,681.20 | N/A | N/A | N/A |
| April 2020 | 9,540 | 5.3% | 1,014.49 | N/A | N/A | N/A |
| May 2020 | 13,295 | 7.4% | 1,856.66 | N/A | N/A | N/A |
| June 2020 | 18,387 | 10.2% | 2,446.77 | N/A | N/A | N/A |
| July 2020 | 18,234 | 10.1% | 2,992.76 | N/A | N/A | N/A |
| August 2020 | 15,949 | 8.9% | 2,870.28 | N/A | N/A | N/A |
| September 2020 | 15,481 | 8.6% | 3,046.54 | N/A | N/A | N/A |
| October 2020 | 17,539 | 9.7% | 3,491.60 | N/A | N/A | N/A |
| November 2020 | 17,688 | 9.8% | 4,323.11 | N/A | N/A | N/A |
| December 2020 | 16,350 | 9.1% | 4,472.59 | N/A | N/A | N/A |
| January 2021 | 14,901 | 8.3% | 3,135.67 | N/A | N/A | N/A |

Table 4. Summary of COVID-19 Outcomes of Interest, by Race and Month

| | Number of Patients | | Patients in Scenario per 10,000 Eligible Patients | Patients in Scenario per 10,000 Patients Tested for COVID-19 | Patients in Scenario per 10,000 Patients with COVID-19 | Patients in Scenario per 10,000 Patients Hospitalized with |
|--|--------------------|---------|---|--|--|--|
| | Number | Percent | Number | Number | Number | Number |
| February 2021 | 10,804 | 6.0% | 2,649.99 | N/A | N/A | N/A |
| March 2021 | 11,755 | 6.5% | 2,503.25 | N/A | N/A | N/A |
| Missing | 259,496 | 2.3% | 2,582.99 | N/A | N/A | N/A |
| April 2020 | 10,811 | 4.2% | 947.58 | N/A | N/A | N/A |
| May 2020 | 14,049 | 5.4% | 1,516.06 | N/A | N/A | N/A |
| June 2020 | 19,980 | 7.7% | 1,892.21 | N/A | N/A | N/A |
| July 2020 | 26,780 | 10.3% | 2,739.14 | N/A | N/A | N/A |
| August 2020 | 28,156 | 10.9% | 3,011.27 | N/A | N/A | N/A |
| September 2020 | 25,355 | 9.8% | 2,896.26 | N/A | N/A | N/A |
| October 2020 | 26,362 | 10.2% | 3,065.13 | N/A | N/A | N/A |
| November 2020 | 30,140 | 11.6% | 4,091.38 | N/A | N/A | N/A |
| December 2020 | 26,474 | 10.2% | 4,116.49 | N/A | N/A | N/A |
| January 2021 | 21,236 | 8.2% | 3,219.82 | N/A | N/A | N/A |
| February 2021 | 14,192 | 5.5% | 2,580.65 | N/A | N/A | N/A |
| March 2021 | 15,961 | 6.2% | 2,328.85 | N/A | N/A | N/A |
| Patients Tested Positive for COVID-19¹ | | | | | | |
| Overall | 394,431 | 3.5% | 345.35 | 1,457.53 | N/A | N/A |
| April 2020 | 13,748 | 3.5% | 66.50 | 1,209.00 | N/A | N/A |
| May 2020 | 10,860 | 2.8% | 77.40 | 616.58 | N/A | N/A |
| June 2020 | 21,569 | 5.5% | 158.20 | 920.60 | N/A | N/A |
| July 2020 | 29,072 | 7.4% | 280.44 | 1,077.22 | N/A | N/A |
| August 2020 | 21,498 | 5.5% | 227.75 | 821.53 | N/A | N/A |
| September 2020 | 21,604 | 5.5% | 260.79 | 872.13 | N/A | N/A |
| October 2020 | 36,101 | 9.2% | 441.22 | 1,302.08 | N/A | N/A |
| November 2020 | 78,663 | 19.9% | 1,198.50 | 2,497.67 | N/A | N/A |
| December 2020 | 64,485 | 16.3% | 1,151.25 | 2,470.53 | N/A | N/A |
| January 2021 | 56,310 | 14.3% | 951.59 | 2,511.22 | N/A | N/A |
| February 2021 | 21,851 | 5.5% | 420.13 | 1,407.93 | N/A | N/A |

Table 4. Summary of COVID-19 Outcomes of Interest, by Race and Month

| | Number of Patients | | Patients in Scenario per 10,000 Eligible Patients | Patients in Scenario per 10,000 Patients Tested for COVID-19 | Patients in Scenario per 10,000 Patients with COVID-19 | Patients in Scenario per 10,000 Patients Hospitalized with |
|-----------------------------------|--------------------|---------|---|--|--|--|
| | Number | Percent | Number | Number | Number | Number |
| March 2021 | 18,670 | 4.7% | 295.55 | 1,097.69 | N/A | N/A |
| American Indian or Alaskan Native | 1,638 | 0.0% | 362.17 | 1,733.70 | N/A | N/A |
| April 2020 | 68 | 4.2% | 78.21 | 1,566.82 | N/A | N/A |
| May 2020 | 79 | 4.8% | 137.49 | 1,067.57 | N/A | N/A |
| June 2020 | 108 | 6.6% | 204.74 | 1,237.11 | N/A | N/A |
| July 2020 | 138 | 8.4% | 347.00 | 1,543.62 | N/A | N/A |
| August 2020 | 85 | 5.2% | 227.15 | 970.32 | N/A | N/A |
| September 2020 | 80 | 4.9% | 252.53 | 940.07 | N/A | N/A |
| October 2020 | 133 | 8.1% | 438.22 | 1,541.14 | N/A | N/A |
| November 2020 | 291 | 17.8% | 1,140.28 | 2,714.55 | N/A | N/A |
| December 2020 | 267 | 16.3% | 1,174.66 | 3,119.16 | N/A | N/A |
| January 2021 | 222 | 13.6% | 1,036.41 | 2,967.91 | N/A | N/A |
| February 2021 | 97 | 5.9% | 514.59 | 1,675.30 | N/A | N/A |
| March 2021 | 70 | 4.3% | 255.75 | 1,057.40 | N/A | N/A |
| Asian | 11,783 | 0.1% | 323.67 | 1,287.86 | N/A | N/A |
| April 2020 | 826 | 7.0% | 158.93 | 1,748.89 | N/A | N/A |
| May 2020 | 520 | 4.4% | 132.06 | 789.07 | N/A | N/A |
| June 2020 | 624 | 5.3% | 150.97 | 809.34 | N/A | N/A |
| July 2020 | 685 | 5.8% | 203.62 | 803.05 | N/A | N/A |
| August 2020 | 525 | 4.5% | 159.92 | 563.18 | N/A | N/A |
| September 2020 | 469 | 4.0% | 156.67 | 567.66 | N/A | N/A |
| October 2020 | 797 | 6.8% | 251.05 | 877.75 | N/A | N/A |
| November 2020 | 1,727 | 14.7% | 760.46 | 1,796.90 | N/A | N/A |
| December 2020 | 2,109 | 17.9% | 1,000.38 | 2,403.97 | N/A | N/A |
| January 2021 | 1,889 | 16.0% | 962.65 | 2,508.63 | N/A | N/A |
| February 2021 | 813 | 6.9% | 481.95 | 1,554.79 | N/A | N/A |
| March 2021 | 799 | 6.8% | 348.54 | 1,302.79 | N/A | N/A |

Table 4. Summary of COVID-19 Outcomes of Interest, by Race and Month

| | Number of Patients | | Patients in Scenario per 10,000 Eligible Patients | Patients in Scenario per 10,000 Patients Tested for COVID-19 | Patients in Scenario per 10,000 Patients with COVID-19 | Patients in Scenario per 10,000 Patients Hospitalized with |
|--|--------------------|---------|---|--|--|--|
| | Number | Percent | Number | Number | Number | Number |
| Black or African American | 52,260 | 0.5% | 320.15 | 1,309.89 | N/A | N/A |
| April 2020 | 3,411 | 6.5% | 111.68 | 1,638.25 | N/A | N/A |
| May 2020 | 2,736 | 5.2% | 137.61 | 883.52 | N/A | N/A |
| June 2020 | 3,375 | 6.5% | 183.07 | 923.75 | N/A | N/A |
| July 2020 | 5,680 | 10.9% | 393.06 | 1,398.70 | N/A | N/A |
| August 2020 | 3,396 | 6.5% | 254.09 | 911.46 | N/A | N/A |
| September 2020 | 1,989 | 3.8% | 170.70 | 619.11 | N/A | N/A |
| October 2020 | 3,407 | 6.5% | 299.34 | 925.21 | N/A | N/A |
| November 2020 | 6,898 | 13.2% | 752.38 | 1,750.94 | N/A | N/A |
| December 2020 | 7,896 | 15.1% | 956.60 | 2,131.58 | N/A | N/A |
| January 2021 | 7,795 | 14.9% | 909.15 | 2,291.50 | N/A | N/A |
| February 2021 | 3,054 | 5.8% | 388.37 | 1,218.72 | N/A | N/A |
| March 2021 | 2,623 | 5.0% | 271.36 | 926.63 | N/A | N/A |
| Native Hawaiian or Other Pacific Islander | 1,280 | 0.0% | 672.23 | 2,280.83 | N/A | N/A |
| April 2020 | 36 | 2.8% | 114.00 | 1,440.00 | N/A | N/A |
| May 2020 | 91 | 7.1% | 396.17 | 2,017.74 | N/A | N/A |
| June 2020 | 83 | 6.5% | 373.37 | 1,646.83 | N/A | N/A |
| July 2020 | 126 | 9.8% | 722.89 | 2,006.37 | N/A | N/A |
| August 2020 | 106 | 8.3% | 621.34 | 1,913.36 | N/A | N/A |
| September 2020 | 76 | 5.9% | 529.99 | 1,487.28 | N/A | N/A |
| October 2020 | 159 | 12.4% | 1,052.28 | 2,704.08 | N/A | N/A |
| November 2020 | 197 | 15.4% | 1,714.53 | 3,299.83 | N/A | N/A |
| December 2020 | 175 | 13.7% | 1,544.57 | 3,391.47 | N/A | N/A |
| January 2021 | 141 | 11.0% | 1,530.94 | 3,168.54 | N/A | N/A |
| February 2021 | 48 | 3.8% | 634.08 | 1,825.10 | N/A | N/A |
| March 2021 | 42 | 3.3% | 416.25 | 1,377.05 | N/A | N/A |
| White | 256,616 | 2.2% | 333.93 | 1,457.04 | N/A | N/A |
| April 2020 | 5,169 | 2.0% | 34.69 | 769.94 | N/A | N/A |

Table 4. Summary of COVID-19 Outcomes of Interest, by Race and Month

| | Number of Patients | | Patients in Scenario per 10,000 Eligible Patients | Patients in Scenario per 10,000 Patients Tested for COVID-19 | Patients in Scenario per 10,000 Patients with COVID-19 | Patients in Scenario per 10,000 Patients Hospitalized with |
|----------------|--------------------|-------------|---|--|--|--|
| | Number | Percent | Number | Number | Number | Number |
| May 2020 | 4,337 | 1.7% | 43.69 | 394.13 | N/A | N/A |
| June 2020 | 11,294 | 4.4% | 118.95 | 751.42 | N/A | N/A |
| July 2020 | 15,682 | 6.1% | 225.94 | 900.21 | N/A | N/A |
| August 2020 | 13,248 | 5.2% | 212.67 | 781.28 | N/A | N/A |
| September 2020 | 14,856 | 5.8% | 275.62 | 899.67 | N/A | N/A |
| October 2020 | 25,911 | 10.1% | 487.17 | 1,393.06 | N/A | N/A |
| November 2020 | 58,638 | 22.9% | 1,384.05 | 2,709.18 | N/A | N/A |
| December 2020 | 43,846 | 17.1% | 1,244.80 | 2,564.02 | N/A | N/A |
| January 2021 | 37,347 | 14.6% | 1,009.80 | 2,569.33 | N/A | N/A |
| February 2021 | 14,242 | 5.5% | 436.62 | 1,437.53 | N/A | N/A |
| March 2021 | 12,046 | 4.7% | 306.61 | 1,126.19 | N/A | N/A |
| Other | 30,425 | 0.3% | 453.39 | 1,691.00 | N/A | N/A |
| April 2020 | 1,901 | 6.2% | 202.15 | 1,992.66 | N/A | N/A |
| May 2020 | 1,483 | 4.9% | 207.10 | 1,115.46 | N/A | N/A |
| June 2020 | 3,481 | 11.4% | 463.22 | 1,893.19 | N/A | N/A |
| July 2020 | 3,448 | 11.3% | 565.92 | 1,890.97 | N/A | N/A |
| August 2020 | 1,733 | 5.7% | 311.88 | 1,086.59 | N/A | N/A |
| September 2020 | 1,694 | 5.6% | 333.37 | 1,094.24 | N/A | N/A |
| October 2020 | 2,402 | 7.9% | 478.18 | 1,369.52 | N/A | N/A |
| November 2020 | 3,864 | 12.7% | 944.40 | 2,184.53 | N/A | N/A |
| December 2020 | 4,018 | 13.2% | 1,099.14 | 2,457.49 | N/A | N/A |
| January 2021 | 3,800 | 12.5% | 799.65 | 2,550.16 | N/A | N/A |
| February 2021 | 1,465 | 4.8% | 359.33 | 1,355.98 | N/A | N/A |
| March 2021 | 1,136 | 3.7% | 241.91 | 966.40 | N/A | N/A |
| Missing | 40,429 | 0.4% | 402.43 | 1,557.98 | N/A | N/A |
| April 2020 | 2,337 | 5.8% | 204.84 | 2,161.69 | N/A | N/A |
| May 2020 | 1,614 | 4.0% | 174.17 | 1,148.84 | N/A | N/A |
| June 2020 | 2,604 | 6.4% | 246.61 | 1,303.30 | N/A | N/A |

Table 4. Summary of COVID-19 Outcomes of Interest, by Race and Month

| | Number of Patients | | Patients in Scenario per 10,000 Eligible Patients | Patients in Scenario per 10,000 Patients Tested for COVID-19 | Patients in Scenario per 10,000 Patients with COVID-19 | Patients in Scenario per 10,000 Patients Hospitalized with |
|---|--------------------|---------|---|--|--|--|
| | Number | Percent | Number | Number | Number | Number |
| July 2020 | 3,313 | 8.2% | 338.86 | 1,237.12 | N/A | N/A |
| August 2020 | 2,405 | 5.9% | 257.21 | 854.17 | N/A | N/A |
| September 2020 | 2,440 | 6.0% | 278.72 | 962.33 | N/A | N/A |
| October 2020 | 3,292 | 8.1% | 382.76 | 1,248.77 | N/A | N/A |
| November 2020 | 7,048 | 17.4% | 956.74 | 2,338.42 | N/A | N/A |
| December 2020 | 6,174 | 15.3% | 960.01 | 2,332.10 | N/A | N/A |
| January 2021 | 5,116 | 12.7% | 775.69 | 2,409.12 | N/A | N/A |
| February 2021 | 2,132 | 5.3% | 387.68 | 1,502.25 | N/A | N/A |
| March 2021 | 1,954 | 4.8% | 285.11 | 1,224.23 | N/A | N/A |
| Patients with COVID-19¹ | | | | | | |
| Overall | 579,655 | 5.1% | 507.53 | 2,141.99 | N/A | N/A |
| April 2020 | 25,565 | 4.4% | 123.66 | 2,248.18 | N/A | N/A |
| May 2020 | 19,413 | 3.3% | 138.36 | 1,102.18 | N/A | N/A |
| June 2020 | 32,240 | 5.6% | 236.46 | 1,376.06 | N/A | N/A |
| July 2020 | 44,458 | 7.7% | 428.87 | 1,647.33 | N/A | N/A |
| August 2020 | 31,973 | 5.5% | 338.72 | 1,221.82 | N/A | N/A |
| September 2020 | 30,220 | 5.2% | 364.79 | 1,219.95 | N/A | N/A |
| October 2020 | 48,738 | 8.4% | 595.66 | 1,757.87 | N/A | N/A |
| November 2020 | 101,456 | 17.5% | 1,545.77 | 3,221.38 | N/A | N/A |
| December 2020 | 94,901 | 16.4% | 1,694.26 | 3,635.82 | N/A | N/A |
| January 2021 | 82,920 | 14.3% | 1,401.28 | 3,697.92 | N/A | N/A |
| February 2021 | 36,780 | 6.3% | 707.17 | 2,369.86 | N/A | N/A |
| March 2021 | 30,991 | 5.3% | 490.59 | 1,822.09 | N/A | N/A |
| American Indian or Alaskan Native | 2,609 | 0.0% | 576.87 | 2,761.43 | N/A | N/A |
| April 2020 | 110 | 4.2% | 126.51 | 2,534.56 | N/A | N/A |
| May 2020 | 132 | 5.1% | 229.73 | 1,783.78 | N/A | N/A |
| June 2020 | 142 | 5.4% | 269.19 | 1,626.58 | N/A | N/A |
| July 2020 | 197 | 7.6% | 495.35 | 2,203.58 | N/A | N/A |

Table 4. Summary of COVID-19 Outcomes of Interest, by Race and Month

| | Number of Patients | | Patients in Scenario per 10,000 Eligible Patients | Patients in Scenario per 10,000 Patients Tested for COVID-19 | Patients in Scenario per 10,000 Patients with COVID-19 | Patients in Scenario per 10,000 Patients Hospitalized with |
|----------------------------------|--------------------|-------------|---|--|--|--|
| | Number | Percent | Number | Number | Number | Number |
| August 2020 | 141 | 5.4% | 376.80 | 1,609.59 | N/A | N/A |
| September 2020 | 124 | 4.8% | 391.41 | 1,457.11 | N/A | N/A |
| October 2020 | 203 | 7.8% | 668.86 | 2,352.26 | N/A | N/A |
| November 2020 | 450 | 17.2% | 1,763.32 | 4,197.76 | N/A | N/A |
| December 2020 | 458 | 17.6% | 2,014.96 | 5,350.47 | N/A | N/A |
| January 2021 | 361 | 13.8% | 1,685.34 | 4,826.20 | N/A | N/A |
| February 2021 | 167 | 6.4% | 885.94 | 2,884.28 | N/A | N/A |
| March 2021 | 124 | 4.8% | 453.05 | 1,873.11 | N/A | N/A |
| Asian | 17,387 | 0.2% | 477.61 | 1,900.36 | N/A | N/A |
| April 2020 | 1,464 | 8.4% | 281.70 | 3,099.72 | N/A | N/A |
| May 2020 | 864 | 5.0% | 219.42 | 1,311.08 | N/A | N/A |
| June 2020 | 941 | 5.4% | 227.66 | 1,220.49 | N/A | N/A |
| July 2020 | 994 | 5.7% | 295.47 | 1,165.30 | N/A | N/A |
| August 2020 | 824 | 4.7% | 251.00 | 883.93 | N/A | N/A |
| September 2020 | 725 | 4.2% | 242.18 | 877.51 | N/A | N/A |
| October 2020 | 1,129 | 6.5% | 355.62 | 1,243.39 | N/A | N/A |
| November 2020 | 2,280 | 13.1% | 1,003.96 | 2,372.28 | N/A | N/A |
| December 2020 | 2,951 | 17.0% | 1,399.77 | 3,363.73 | N/A | N/A |
| January 2021 | 2,751 | 15.8% | 1,401.93 | 3,653.39 | N/A | N/A |
| February 2021 | 1,289 | 7.4% | 764.12 | 2,465.10 | N/A | N/A |
| March 2021 | 1,175 | 6.8% | 512.56 | 1,915.86 | N/A | N/A |
| Black or African American | 80,465 | 0.7% | 492.94 | 2,016.84 | N/A | N/A |
| April 2020 | 6,134 | 7.6% | 200.84 | 2,946.06 | N/A | N/A |
| May 2020 | 4,317 | 5.4% | 217.13 | 1,394.06 | N/A | N/A |
| June 2020 | 5,154 | 6.4% | 279.57 | 1,410.66 | N/A | N/A |
| July 2020 | 8,648 | 10.7% | 598.44 | 2,129.58 | N/A | N/A |
| August 2020 | 5,305 | 6.6% | 396.92 | 1,423.82 | N/A | N/A |
| September 2020 | 3,224 | 4.0% | 276.69 | 1,003.52 | N/A | N/A |

Table 4. Summary of COVID-19 Outcomes of Interest, by Race and Month

| | Number of Patients | | Patients in Scenario per 10,000 Eligible Patients | Patients in Scenario per 10,000 Patients Tested for COVID-19 | Patients in Scenario per 10,000 Patients with COVID-19 | Patients in Scenario per 10,000 Patients Hospitalized with |
|--|--------------------|-------------|---|--|--|--|
| | Number | Percent | Number | Number | Number | Number |
| October 2020 | 5,081 | 6.3% | 446.42 | 1,379.81 | N/A | N/A |
| November 2020 | 9,602 | 11.9% | 1,047.30 | 2,437.30 | N/A | N/A |
| December 2020 | 11,889 | 14.8% | 1,440.36 | 3,209.51 | N/A | N/A |
| January 2021 | 11,495 | 14.3% | 1,340.70 | 3,379.19 | N/A | N/A |
| February 2021 | 5,165 | 6.4% | 656.82 | 2,061.14 | N/A | N/A |
| March 2021 | 4,451 | 5.5% | 460.47 | 1,572.40 | N/A | N/A |
| Native Hawaiian or Other Pacific Islander | 1,691 | 0.0% | 888.08 | 3,013.19 | N/A | N/A |
| April 2020 | 54 | 3.2% | 170.99 | 2,160.00 | N/A | N/A |
| May 2020 | 107 | 6.3% | 465.82 | 2,372.51 | N/A | N/A |
| June 2020 | 106 | 6.3% | 476.83 | 2,103.17 | N/A | N/A |
| July 2020 | 153 | 9.0% | 877.80 | 2,436.31 | N/A | N/A |
| August 2020 | 130 | 7.7% | 762.02 | 2,346.57 | N/A | N/A |
| September 2020 | 93 | 5.5% | 648.54 | 1,819.96 | N/A | N/A |
| October 2020 | 194 | 11.5% | 1,283.92 | 3,299.32 | N/A | N/A |
| November 2020 | 265 | 15.7% | 2,306.35 | 4,438.86 | N/A | N/A |
| December 2020 | 242 | 14.3% | 2,135.92 | 4,689.92 | N/A | N/A |
| January 2021 | 212 | 12.5% | 2,301.85 | 4,764.04 | N/A | N/A |
| February 2021 | 76 | 4.5% | 1,003.96 | 2,889.73 | N/A | N/A |
| March 2021 | 59 | 3.5% | 584.74 | 1,934.43 | N/A | N/A |
| White | 378,470 | 3.3% | 492.50 | 2,148.91 | N/A | N/A |
| April 2020 | 11,012 | 2.9% | 73.91 | 1,640.28 | N/A | N/A |
| May 2020 | 9,197 | 2.4% | 92.66 | 835.78 | N/A | N/A |
| June 2020 | 17,889 | 4.7% | 188.41 | 1,190.20 | N/A | N/A |
| July 2020 | 24,948 | 6.6% | 359.44 | 1,432.11 | N/A | N/A |
| August 2020 | 19,737 | 5.2% | 316.84 | 1,163.96 | N/A | N/A |
| September 2020 | 20,500 | 5.4% | 380.34 | 1,241.46 | N/A | N/A |
| October 2020 | 34,565 | 9.1% | 649.88 | 1,858.33 | N/A | N/A |
| November 2020 | 75,074 | 19.8% | 1,771.99 | 3,468.55 | N/A | N/A |

Table 4. Summary of COVID-19 Outcomes of Interest, by Race and Month

| | Number of Patients | | Patients in Scenario per 10,000 Eligible Patients | Patients in Scenario per 10,000 Patients Tested for COVID-19 | Patients in Scenario per 10,000 Patients with COVID-19 | Patients in Scenario per 10,000 Patients Hospitalized with |
|----------------|--------------------|---------|---|--|--|--|
| | Number | Percent | Number | Number | Number | Number |
| December 2020 | 65,433 | 17.3% | 1,857.66 | 3,826.38 | N/A | N/A |
| January 2021 | 55,636 | 14.7% | 1,504.31 | 3,827.54 | N/A | N/A |
| February 2021 | 24,358 | 6.4% | 746.74 | 2,458.59 | N/A | N/A |
| March 2021 | 20,121 | 5.3% | 512.15 | 1,881.14 | N/A | N/A |
| Other | 44,715 | 0.4% | 666.34 | 2,485.23 | N/A | N/A |
| April 2020 | 2,877 | 6.4% | 305.94 | 3,015.72 | N/A | N/A |
| May 2020 | 2,283 | 5.1% | 318.82 | 1,717.19 | N/A | N/A |
| June 2020 | 4,512 | 10.1% | 600.42 | 2,453.91 | N/A | N/A |
| July 2020 | 5,147 | 11.5% | 844.78 | 2,822.75 | N/A | N/A |
| August 2020 | 2,615 | 5.8% | 470.61 | 1,639.60 | N/A | N/A |
| September 2020 | 2,396 | 5.4% | 471.51 | 1,547.70 | N/A | N/A |
| October 2020 | 3,340 | 7.5% | 664.91 | 1,904.33 | N/A | N/A |
| November 2020 | 5,434 | 12.2% | 1,328.12 | 3,072.14 | N/A | N/A |
| December 2020 | 6,004 | 13.4% | 1,642.41 | 3,672.17 | N/A | N/A |
| January 2021 | 5,663 | 12.7% | 1,191.68 | 3,800.42 | N/A | N/A |
| February 2021 | 2,450 | 5.5% | 600.93 | 2,267.68 | N/A | N/A |
| March 2021 | 1,994 | 4.5% | 424.63 | 1,696.30 | N/A | N/A |
| Missing | 54,318 | 0.5% | 540.68 | 2,093.21 | N/A | N/A |
| April 2020 | 3,914 | 7.2% | 343.06 | 3,620.39 | N/A | N/A |
| May 2020 | 2,513 | 4.6% | 271.18 | 1,788.74 | N/A | N/A |
| June 2020 | 3,496 | 6.4% | 331.09 | 1,749.75 | N/A | N/A |
| July 2020 | 4,371 | 8.0% | 447.08 | 1,632.19 | N/A | N/A |
| August 2020 | 3,221 | 5.9% | 344.48 | 1,143.98 | N/A | N/A |
| September 2020 | 3,158 | 5.8% | 360.73 | 1,245.51 | N/A | N/A |
| October 2020 | 4,226 | 7.8% | 491.36 | 1,603.07 | N/A | N/A |
| November 2020 | 8,351 | 15.4% | 1,133.61 | 2,770.74 | N/A | N/A |
| December 2020 | 7,924 | 14.6% | 1,232.12 | 2,993.13 | N/A | N/A |
| January 2021 | 6,802 | 12.5% | 1,031.32 | 3,203.05 | N/A | N/A |

Table 4. Summary of COVID-19 Outcomes of Interest, by Race and Month

| | Number of Patients | | Patients in Scenario per 10,000 Eligible Patients | Patients in Scenario per 10,000 Patients Tested for COVID-19 | Patients in Scenario per 10,000 Patients with COVID-19 | Patients in Scenario per 10,000 Patients Hospitalized with |
|--|--------------------|-------------|---|--|--|--|
| | Number | Percent | Number | Number | Number | Number |
| February 2021 | 3,275 | 6.0% | 595.52 | 2,307.64 | N/A | N/A |
| March 2021 | 3,067 | 5.6% | 447.50 | 1,921.56 | N/A | N/A |
| Patients with COVID-19 who had Death Record in the Query Period¹ | | | | | | |
| Overall | 12,224 | 0.1% | 10.70 | 45.17 | 210.88 | N/A |
| April 2020 | 1,631 | 13.3% | 7.89 | 143.43 | 637.98 | N/A |
| May 2020 | 664 | 5.4% | 4.73 | 37.70 | 342.04 | N/A |
| June 2020 | 511 | 4.2% | 3.75 | 21.81 | 158.50 | N/A |
| July 2020 | 927 | 7.6% | 8.94 | 34.35 | 208.51 | N/A |
| August 2020 | 663 | 5.4% | 7.02 | 25.34 | 207.36 | N/A |
| September 2020 | 502 | 4.1% | 6.06 | 20.27 | 166.12 | N/A |
| October 2020 | 858 | 7.0% | 10.49 | 30.95 | 176.04 | N/A |
| November 2020 | 1,735 | 14.2% | 26.43 | 55.09 | 171.01 | N/A |
| December 2020 | 2,130 | 17.4% | 38.03 | 81.60 | 224.44 | N/A |
| January 2021 | 1,761 | 14.4% | 29.76 | 78.53 | 212.37 | N/A |
| February 2021 | 622 | 5.1% | 11.96 | 40.08 | 169.11 | N/A |
| March 2021 | 220 | 1.8% | 3.48 | 12.93 | 70.99 | N/A |
| American Indian or Alaskan Native | 91 | 0.0% | 20.12 | 96.32 | 1.57 | N/A |
| April 2020 | ***** | ***** | 8.05 | 161.29 | 2.74 | N/A |
| May 2020 | ***** | ***** | 15.66 | 121.62 | 4.64 | N/A |
| June 2020 | ***** | ***** | 13.27 | 80.18 | 2.17 | N/A |
| July 2020 | ***** | ***** | 20.12 | 89.49 | 1.80 | N/A |
| August 2020 | ***** | ***** | 5.34 | 22.83 | 0.63 | N/A |
| September 2020 | ***** | ***** | 12.63 | 47.00 | 1.32 | N/A |
| October 2020 | ***** | ***** | 13.18 | 46.35 | 0.82 | N/A |
| November 2020 | ***** | ***** | 47.02 | 111.94 | 1.18 | N/A |
| December 2020 | ***** | ***** | 52.79 | 140.19 | 1.26 | N/A |
| January 2021 | ***** | ***** | 84.03 | 240.64 | 2.17 | N/A |
| February 2021 | ***** | ***** | 37.14 | 120.90 | 1.90 | N/A |

Table 4. Summary of COVID-19 Outcomes of Interest, by Race and Month

| | Number of Patients | | Patients in Scenario per 10,000 Eligible Patients | Patients in Scenario per 10,000 Patients Tested for COVID-19 | Patients in Scenario per 10,000 Patients with COVID-19 | Patients in Scenario per 10,000 Patients Hospitalized with |
|---------------------------|--------------------|---------|---|--|--|--|
| | Number | Percent | Number | Number | Number | Number |
| March 2021 | ***** | ***** | 3.65 | 15.11 | 0.32 | N/A |
| Asian | 457 | 0.0% | 12.55 | 49.95 | 262.84 | N/A |
| April 2020 | 113 | 24.7% | 21.74 | 239.25 | 771.86 | N/A |
| May 2020 | 27 | 5.9% | 6.86 | 40.97 | 312.50 | N/A |
| June 2020 | 19 | 4.2% | 4.60 | 24.64 | 201.91 | N/A |
| July 2020 | 17 | 3.7% | 5.05 | 19.93 | 171.03 | N/A |
| August 2020 | ***** | ***** | 2.13 | 7.51 | 84.95 | N/A |
| September 2020 | ***** | ***** | 4.34 | 15.73 | 179.31 | N/A |
| October 2020 | 18 | 3.9% | 5.67 | 19.82 | 159.43 | N/A |
| November 2020 | 28 | 6.1% | 12.33 | 29.13 | 122.81 | N/A |
| December 2020 | 68 | 14.9% | 32.26 | 77.51 | 230.43 | N/A |
| January 2021 | 92 | 20.1% | 46.88 | 122.18 | 334.42 | N/A |
| February 2021 | 35 | 7.7% | 20.75 | 66.93 | 271.53 | N/A |
| March 2021 | 20 | 4.4% | 8.72 | 32.61 | 170.21 | N/A |
| Black or African American | 2,115 | 0.0% | 12.96 | 53.01 | 262.85 | N/A |
| April 2020 | 365 | 17.3% | 11.95 | 175.30 | 595.04 | N/A |
| May 2020 | 141 | 6.7% | 7.09 | 45.53 | 326.62 | N/A |
| June 2020 | 106 | 5.0% | 5.75 | 29.01 | 205.67 | N/A |
| July 2020 | 248 | 11.7% | 17.16 | 61.07 | 286.77 | N/A |
| August 2020 | 145 | 6.9% | 10.85 | 38.92 | 273.33 | N/A |
| September 2020 | 96 | 4.5% | 8.24 | 29.88 | 297.77 | N/A |
| October 2020 | 116 | 5.5% | 10.19 | 31.50 | 228.30 | N/A |
| November 2020 | 201 | 9.5% | 21.92 | 51.02 | 209.33 | N/A |
| December 2020 | 294 | 13.9% | 35.62 | 79.37 | 247.29 | N/A |
| January 2021 | 290 | 13.7% | 33.82 | 85.25 | 252.28 | N/A |
| February 2021 | 90 | 4.3% | 11.45 | 35.92 | 174.25 | N/A |
| March 2021 | 23 | 1.1% | 2.38 | 8.13 | 51.67 | N/A |

Table 4. Summary of COVID-19 Outcomes of Interest, by Race and Month

| | Number of Patients | | Patients in Scenario per 10,000 Eligible Patients | Patients in Scenario per 10,000 Patients Tested for COVID-19 | Patients in Scenario per 10,000 Patients with COVID-19 | Patients in Scenario per 10,000 Patients Hospitalized with |
|--|--------------------|---------|---|--|--|--|
| | Number | Percent | Number | Number | Number | Number |
| Native Hawaiian or Other Pacific Islander | 26 | 0.0% | 13.65 | 46.33 | 153.76 | N/A |
| April 2020 | ***** | ***** | 12.67 | 160.00 | 740.74 | N/A |
| May 2020 | ***** | ***** | 30.47 | 155.21 | 654.21 | N/A |
| June 2020 | ***** | ***** | 0.00 | 0.00 | 0.00 | N/A |
| July 2020 | ***** | ***** | 5.74 | 15.92 | 65.36 | N/A |
| August 2020 | ***** | ***** | 0.00 | 0.00 | 0.00 | N/A |
| September 2020 | ***** | ***** | 20.92 | 58.71 | 322.58 | N/A |
| October 2020 | ***** | ***** | 13.24 | 34.01 | 103.09 | N/A |
| November 2020 | ***** | ***** | 26.11 | 50.25 | 113.21 | N/A |
| December 2020 | ***** | ***** | 17.65 | 38.76 | 82.64 | N/A |
| January 2021 | ***** | ***** | 21.72 | 44.94 | 94.34 | N/A |
| February 2021 | ***** | ***** | 13.21 | 38.02 | 131.58 | N/A |
| March 2021 | ***** | ***** | 9.91 | 32.79 | 169.49 | N/A |
| White | 8,078 | 0.1% | 10.51 | 45.87 | 213.44 | N/A |
| April 2020 | 767 | 9.5% | 5.15 | 114.25 | 696.51 | N/A |
| May 2020 | 382 | 4.7% | 3.85 | 34.71 | 415.35 | N/A |
| June 2020 | 300 | 3.7% | 3.16 | 19.96 | 167.70 | N/A |
| July 2020 | 530 | 6.6% | 7.64 | 30.42 | 212.44 | N/A |
| August 2020 | 443 | 5.5% | 7.11 | 26.13 | 224.45 | N/A |
| September 2020 | 353 | 4.4% | 6.55 | 21.38 | 172.20 | N/A |
| October 2020 | 646 | 8.0% | 12.15 | 34.73 | 186.89 | N/A |
| November 2020 | 1,367 | 16.9% | 32.27 | 63.16 | 182.09 | N/A |
| December 2020 | 1,552 | 19.2% | 44.06 | 90.76 | 237.19 | N/A |
| January 2021 | 1,177 | 14.6% | 31.82 | 80.97 | 211.55 | N/A |
| February 2021 | 418 | 5.2% | 12.81 | 42.19 | 171.61 | N/A |
| March 2021 | 143 | 1.8% | 3.64 | 13.37 | 71.07 | N/A |
| Other | 767 | 0.0% | 11.43 | 42.63 | 171.53 | N/A |
| April 2020 | 203 | 26.5% | 21.59 | 212.79 | 705.60 | N/A |

Table 4. Summary of COVID-19 Outcomes of Interest, by Race and Month

| | Number of Patients | | Patients in Scenario per 10,000 Eligible Patients | Patients in Scenario per 10,000 Patients Tested for COVID-19 | Patients in Scenario per 10,000 Patients with COVID-19 | Patients in Scenario per 10,000 Patients Hospitalized with |
|--|--------------------|-------------|---|--|--|--|
| | Number | Percent | Number | Number | Number | Number |
| May 2020 | 38 | 5.0% | 5.31 | 28.58 | 166.45 | N/A |
| June 2020 | 47 | 6.1% | 6.25 | 25.56 | 104.17 | N/A |
| July 2020 | 86 | 11.2% | 14.12 | 47.16 | 167.09 | N/A |
| August 2020 | 32 | 4.2% | 5.76 | 20.06 | 122.37 | N/A |
| September 2020 | 14 | 1.8% | 2.76 | 9.04 | 58.43 | N/A |
| October 2020 | 39 | 5.1% | 7.76 | 22.24 | 116.77 | N/A |
| November 2020 | 63 | 8.2% | 15.40 | 35.62 | 115.94 | N/A |
| December 2020 | 103 | 13.4% | 28.18 | 63.00 | 171.55 | N/A |
| January 2021 | 91 | 11.9% | 19.15 | 61.07 | 160.69 | N/A |
| February 2021 | 35 | 4.6% | 8.58 | 32.40 | 142.86 | N/A |
| March 2021 | 16 | 2.1% | 3.41 | 13.61 | 80.24 | N/A |
| Missing | 690 | 0.0% | 6.87 | 26.59 | 127.03 | N/A |
| April 2020 | 172 | 24.9% | 15.08 | 159.10 | 439.45 | N/A |
| May 2020 | 60 | 8.7% | 6.47 | 42.71 | 238.76 | N/A |
| June 2020 | 32 | 4.6% | 3.03 | 16.02 | 91.53 | N/A |
| July 2020 | 37 | 5.4% | 3.78 | 13.82 | 84.65 | N/A |
| August 2020 | 34 | 4.9% | 3.64 | 12.08 | 105.56 | N/A |
| September 2020 | 19 | 2.8% | 2.17 | 7.49 | 60.16 | N/A |
| October 2020 | 33 | 4.8% | 3.84 | 12.52 | 78.09 | N/A |
| November 2020 | 61 | 8.8% | 8.28 | 20.24 | 73.05 | N/A |
| December 2020 | 99 | 14.3% | 15.39 | 37.40 | 124.94 | N/A |
| January 2021 | 91 | 13.2% | 13.80 | 42.85 | 133.78 | N/A |
| February 2021 | 36 | 5.2% | 6.55 | 25.37 | 109.92 | N/A |
| March 2021 | 16 | 2.3% | 2.33 | 10.02 | 52.17 | N/A |
| Patients Hospitalized with COVID-19¹ | | | | | | |
| Overall | 72,358 | 0.6% | 63.35 | 267.38 | 1,248.29 | N/A |
| April 2020 | 7,422 | 10.3% | 35.90 | 652.69 | 2,903.19 | N/A |
| May 2020 | 3,313 | 4.6% | 23.61 | 188.10 | 1,706.59 | N/A |

Table 4. Summary of COVID-19 Outcomes of Interest, by Race and Month

| | Number of Patients | | Patients in Scenario per 10,000 Eligible Patients | Patients in Scenario per 10,000 Patients Tested for COVID-19 | Patients in Scenario per 10,000 Patients with COVID-19 | Patients in Scenario per 10,000 Patients Hospitalized with |
|--|--------------------|-------------|---|--|--|--|
| | Number | Percent | Number | Number | Number | Number |
| June 2020 | 3,286 | 4.5% | 24.10 | 140.25 | 1,019.23 | N/A |
| July 2020 | 5,578 | 7.7% | 53.81 | 206.69 | 1,254.67 | N/A |
| August 2020 | 4,027 | 5.6% | 42.66 | 153.89 | 1,259.50 | N/A |
| September 2020 | 3,008 | 4.2% | 36.31 | 121.43 | 995.37 | N/A |
| October 2020 | 4,948 | 6.8% | 60.47 | 178.46 | 1,015.22 | N/A |
| November 2020 | 9,205 | 12.7% | 140.25 | 292.27 | 907.29 | N/A |
| December 2020 | 11,171 | 15.4% | 199.44 | 427.98 | 1,177.12 | N/A |
| January 2021 | 11,252 | 15.6% | 190.15 | 501.80 | 1,356.97 | N/A |
| February 2021 | 5,127 | 7.1% | 98.58 | 330.35 | 1,393.96 | N/A |
| March 2021 | 4,021 | 5.6% | 63.65 | 236.41 | 1,297.47 | N/A |
| American Indian or Alaskan Native | 527 | 0.0% | 116.52 | 557.79 | 9.09 | N/A |
| April 2020 | 45 | 8.5% | 51.75 | 1,036.87 | 17.60 | N/A |
| May 2020 | 44 | 8.3% | 76.58 | 594.59 | 22.67 | N/A |
| June 2020 | 39 | 7.4% | 73.93 | 446.74 | 12.10 | N/A |
| July 2020 | 38 | 7.2% | 95.55 | 425.06 | 8.55 | N/A |
| August 2020 | 18 | 3.4% | 48.10 | 205.48 | 5.63 | N/A |
| September 2020 | 20 | 3.8% | 63.13 | 235.02 | 6.62 | N/A |
| October 2020 | 33 | 6.3% | 108.73 | 382.39 | 6.77 | N/A |
| November 2020 | 84 | 15.9% | 329.15 | 783.58 | 8.28 | N/A |
| December 2020 | 89 | 16.9% | 391.55 | 1,039.72 | 9.38 | N/A |
| January 2021 | 75 | 14.2% | 350.14 | 1,002.67 | 9.04 | N/A |
| February 2021 | 28 | 5.3% | 148.54 | 483.59 | 7.61 | N/A |
| March 2021 | 14 | 2.7% | 51.15 | 211.48 | 4.52 | N/A |
| Asian | 2,793 | 0.0% | 76.72 | 305.27 | 1,606.37 | N/A |
| April 2020 | 620 | 22.2% | 119.30 | 1,312.72 | 4,234.97 | N/A |
| May 2020 | 131 | 4.7% | 33.27 | 198.79 | 1,516.20 | N/A |
| June 2020 | 88 | 3.2% | 21.29 | 114.14 | 935.18 | N/A |
| July 2020 | 132 | 4.7% | 39.24 | 154.75 | 1,327.97 | N/A |

Table 4. Summary of COVID-19 Outcomes of Interest, by Race and Month

| | Number of Patients | | Patients in Scenario per 10,000 Eligible Patients | Patients in Scenario per 10,000 Patients Tested for COVID-19 | Patients in Scenario per 10,000 Patients with COVID-19 | Patients in Scenario per 10,000 Patients Hospitalized with |
|--|--------------------|-------------|---|--|--|--|
| | Number | Percent | Number | Number | Number | Number |
| August 2020 | 92 | 3.3% | 28.02 | 98.69 | 1,116.50 | N/A |
| September 2020 | 94 | 3.4% | 31.40 | 113.77 | 1,296.55 | N/A |
| October 2020 | 131 | 4.7% | 41.26 | 144.27 | 1,160.32 | N/A |
| November 2020 | 231 | 8.3% | 101.72 | 240.35 | 1,013.16 | N/A |
| December 2020 | 371 | 13.3% | 175.98 | 422.89 | 1,257.20 | N/A |
| January 2021 | 471 | 16.9% | 240.02 | 625.50 | 1,712.10 | N/A |
| February 2021 | 209 | 7.5% | 123.90 | 399.69 | 1,621.41 | N/A |
| March 2021 | 223 | 8.0% | 97.28 | 363.61 | 1,897.87 | N/A |
| Black or African American | 15,349 | 0.1% | 94.03 | 384.72 | 1,907.54 | N/A |
| April 2020 | 1,768 | 11.5% | 57.89 | 849.14 | 2,882.30 | N/A |
| May 2020 | 888 | 5.8% | 44.66 | 286.76 | 2,056.98 | N/A |
| June 2020 | 841 | 5.5% | 45.62 | 230.18 | 1,631.74 | N/A |
| July 2020 | 1,632 | 10.6% | 112.93 | 401.88 | 1,887.14 | N/A |
| August 2020 | 1,025 | 6.7% | 76.69 | 275.10 | 1,932.14 | N/A |
| September 2020 | 641 | 4.2% | 55.01 | 199.52 | 1,988.21 | N/A |
| October 2020 | 929 | 6.1% | 81.62 | 252.28 | 1,828.38 | N/A |
| November 2020 | 1,555 | 10.1% | 169.61 | 394.71 | 1,619.45 | N/A |
| December 2020 | 2,063 | 13.4% | 249.93 | 556.92 | 1,735.22 | N/A |
| January 2021 | 2,199 | 14.3% | 256.48 | 646.44 | 1,913.01 | N/A |
| February 2021 | 996 | 6.5% | 126.66 | 397.46 | 1,928.36 | N/A |
| March 2021 | 812 | 5.3% | 84.00 | 286.85 | 1,824.31 | N/A |
| Native Hawaiian or Other Pacific Islander | 236 | 0.0% | 123.94 | 420.53 | 1,395.62 | N/A |
| April 2020 | 16 | 6.8% | 50.66 | 640.00 | 2,962.96 | N/A |
| May 2020 | 17 | 7.2% | 74.01 | 376.94 | 1,588.79 | N/A |
| June 2020 | 13 | 5.5% | 58.48 | 257.94 | 1,226.42 | N/A |
| July 2020 | 20 | 8.5% | 114.74 | 318.47 | 1,307.19 | N/A |
| August 2020 | 22 | 9.3% | 128.96 | 397.11 | 1,692.31 | N/A |
| September 2020 | 12 | 5.1% | 83.68 | 234.83 | 1,290.32 | N/A |

Table 4. Summary of COVID-19 Outcomes of Interest, by Race and Month

| | Number of Patients | | Patients in Scenario per 10,000 Eligible Patients | Patients in Scenario per 10,000 Patients Tested for COVID-19 | Patients in Scenario per 10,000 Patients with COVID-19 | Patients in Scenario per 10,000 Patients Hospitalized with |
|----------------|--------------------|-------------|---|--|--|--|
| | Number | Percent | Number | Number | Number | Number |
| October 2020 | 17 | 7.2% | 112.51 | 289.12 | 876.29 | N/A |
| November 2020 | 32 | 13.6% | 278.50 | 536.01 | 1,207.55 | N/A |
| December 2020 | 29 | 12.3% | 255.96 | 562.02 | 1,198.35 | N/A |
| January 2021 | 31 | 13.1% | 336.59 | 696.63 | 1,462.26 | N/A |
| February 2021 | 14 | 5.9% | 184.94 | 532.32 | 1,842.11 | N/A |
| March 2021 | 13 | 5.5% | 128.84 | 426.23 | 2,203.39 | N/A |
| White | 41,931 | 0.4% | 54.56 | 238.08 | 1,107.91 | N/A |
| April 2020 | 2,750 | 6.6% | 18.46 | 409.62 | 2,497.28 | N/A |
| May 2020 | 1,439 | 3.4% | 14.50 | 130.77 | 1,564.64 | N/A |
| June 2020 | 1,533 | 3.7% | 16.15 | 101.99 | 856.95 | N/A |
| July 2020 | 2,634 | 6.3% | 37.95 | 151.20 | 1,055.80 | N/A |
| August 2020 | 2,194 | 5.2% | 35.22 | 129.39 | 1,111.62 | N/A |
| September 2020 | 1,801 | 4.3% | 33.41 | 109.07 | 878.54 | N/A |
| October 2020 | 3,206 | 7.6% | 60.28 | 172.37 | 927.53 | N/A |
| November 2020 | 6,323 | 15.1% | 149.24 | 292.13 | 842.24 | N/A |
| December 2020 | 7,303 | 17.4% | 207.33 | 427.06 | 1,116.10 | N/A |
| January 2021 | 7,091 | 16.9% | 191.73 | 487.83 | 1,274.53 | N/A |
| February 2021 | 3,251 | 7.8% | 99.67 | 328.14 | 1,334.67 | N/A |
| March 2021 | 2,406 | 5.7% | 61.24 | 224.94 | 1,195.77 | N/A |
| Other | 6,728 | 0.1% | 100.26 | 373.94 | 1,504.64 | N/A |
| April 2020 | 921 | 13.7% | 97.94 | 965.41 | 3,201.25 | N/A |
| May 2020 | 392 | 5.8% | 54.74 | 294.85 | 1,717.04 | N/A |
| June 2020 | 522 | 7.8% | 69.46 | 283.90 | 1,156.91 | N/A |
| July 2020 | 827 | 12.3% | 135.74 | 453.55 | 1,606.76 | N/A |
| August 2020 | 410 | 6.1% | 73.79 | 257.07 | 1,567.88 | N/A |
| September 2020 | 241 | 3.6% | 47.43 | 155.67 | 1,005.84 | N/A |
| October 2020 | 383 | 5.7% | 76.25 | 218.37 | 1,146.71 | N/A |
| November 2020 | 570 | 8.5% | 139.31 | 322.25 | 1,048.95 | N/A |

Table 4. Summary of COVID-19 Outcomes of Interest, by Race and Month

| | Number of Patients | | Patients in Scenario per 10,000 Eligible Patients | Patients in Scenario per 10,000 Patients Tested for COVID-19 | Patients in Scenario per 10,000 Patients with COVID-19 | Patients in Scenario per 10,000 Patients Hospitalized with |
|---|--------------------|---------|---|--|--|--|
| | Number | Percent | Number | Number | Number | Number |
| December 2020 | 822 | 12.2% | 224.86 | 502.75 | 1,369.09 | N/A |
| January 2021 | 889 | 13.2% | 187.08 | 596.60 | 1,569.84 | N/A |
| February 2021 | 407 | 6.0% | 99.83 | 376.71 | 1,661.22 | N/A |
| March 2021 | 344 | 5.1% | 73.26 | 292.64 | 1,725.18 | N/A |
| Missing | 4,794 | 0.0% | 47.72 | 184.74 | 882.58 | N/A |
| April 2020 | 1,302 | 27.2% | 114.12 | 1,204.33 | 3,326.52 | N/A |
| May 2020 | 402 | 8.4% | 43.38 | 286.14 | 1,599.68 | N/A |
| June 2020 | 250 | 5.2% | 23.68 | 125.13 | 715.10 | N/A |
| July 2020 | 295 | 6.2% | 30.17 | 110.16 | 674.90 | N/A |
| August 2020 | 266 | 5.5% | 28.45 | 94.47 | 825.83 | N/A |
| September 2020 | 199 | 4.2% | 22.73 | 78.49 | 630.15 | N/A |
| October 2020 | 249 | 5.2% | 28.95 | 94.45 | 589.21 | N/A |
| November 2020 | 410 | 8.6% | 55.66 | 136.03 | 490.96 | N/A |
| December 2020 | 494 | 10.3% | 76.81 | 186.60 | 623.42 | N/A |
| January 2021 | 496 | 10.3% | 75.20 | 233.57 | 729.20 | N/A |
| February 2021 | 222 | 4.6% | 40.37 | 156.43 | 677.86 | N/A |
| March 2021 | 209 | 4.4% | 30.49 | 130.94 | 681.45 | N/A |
| Patients Hospitalized with COVID-19 who had a Death Record in the Query Period¹ | | | | | | |
| Overall | 9,936 | 0.1% | 8.70 | 36.72 | 171.41 | 1,373.17 |
| April 2020 | 1,378 | 13.9% | 6.67 | 121.18 | 539.02 | 1,856.64 |
| May 2020 | 463 | 4.7% | 3.30 | 26.29 | 238.50 | 1,397.52 |
| June 2020 | 361 | 3.6% | 2.65 | 15.41 | 111.97 | 1,098.60 |
| July 2020 | 736 | 7.4% | 7.10 | 27.27 | 165.55 | 1,319.47 |
| August 2020 | 543 | 5.5% | 5.75 | 20.75 | 169.83 | 1,348.40 |
| September 2020 | 406 | 4.1% | 4.90 | 16.39 | 134.35 | 1,349.73 |
| October 2020 | 699 | 7.0% | 8.54 | 25.21 | 143.42 | 1,412.69 |
| November 2020 | 1,337 | 13.5% | 20.37 | 42.45 | 131.78 | 1,452.47 |
| December 2020 | 1,753 | 17.6% | 31.30 | 67.16 | 184.72 | 1,569.24 |

Table 4. Summary of COVID-19 Outcomes of Interest, by Race and Month

| | Number of Patients | | Patients in Scenario per 10,000 Eligible Patients | Patients in Scenario per 10,000 Patients Tested for COVID-19 | Patients in Scenario per 10,000 Patients with COVID-19 | Patients in Scenario per 10,000 Patients Hospitalized with |
|--|--------------------|-------------|---|--|--|--|
| | Number | Percent | Number | Number | Number | Number |
| January 2021 | 1,516 | 15.3% | 25.62 | 67.61 | 182.83 | 1,347.32 |
| February 2021 | 551 | 5.5% | 10.59 | 35.50 | 149.81 | 1,074.70 |
| March 2021 | 193 | 1.9% | 3.06 | 11.35 | 62.28 | 479.98 |
| American Indian or Alaskan Native | 79 | 0.0% | 17.47 | 83.62 | 1.36 | 1,499.05 |
| April 2020 | ***** | ***** | 8.05 | 161.29 | 2.74 | 1,555.56 |
| May 2020 | ***** | ***** | 12.18 | 94.59 | 3.61 | 1,590.91 |
| June 2020 | ***** | ***** | 11.37 | 68.73 | 1.86 | 1,538.46 |
| July 2020 | ***** | ***** | 15.09 | 67.11 | 1.35 | 1,578.95 |
| August 2020 | ***** | ***** | 5.34 | 22.83 | 0.63 | 1,111.11 |
| September 2020 | ***** | ***** | 9.47 | 35.25 | 0.99 | 1,500.00 |
| October 2020 | ***** | ***** | 9.88 | 34.76 | 0.62 | 909.09 |
| November 2020 | ***** | ***** | 47.02 | 111.94 | 1.18 | 1,428.57 |
| December 2020 | ***** | ***** | 52.79 | 140.19 | 1.26 | 1,348.31 |
| January 2021 | ***** | ***** | 70.03 | 200.53 | 1.81 | 2,000.00 |
| February 2021 | ***** | ***** | 26.53 | 86.36 | 1.36 | 1,785.71 |
| March 2021 | ***** | ***** | 3.65 | 15.11 | 0.32 | 714.29 |
| Asian | 373 | 0.0% | 10.25 | 40.77 | 214.53 | 1,335.48 |
| April 2020 | 105 | 28.2% | 20.20 | 222.32 | 717.21 | 1,693.55 |
| May 2020 | 24 | 6.4% | 6.09 | 36.42 | 277.78 | 1,832.06 |
| June 2020 | 13 | 3.5% | 3.15 | 16.86 | 138.15 | 1,477.27 |
| July 2020 | 13 | 3.5% | 3.86 | 15.24 | 130.78 | 984.85 |
| August 2020 | ***** | ***** | 1.22 | 4.29 | 48.54 | 434.78 |
| September 2020 | ***** | ***** | 3.34 | 12.10 | 137.93 | 1,063.83 |
| October 2020 | 18 | 4.8% | 5.67 | 19.82 | 159.43 | 1,374.05 |
| November 2020 | 25 | 6.7% | 11.01 | 26.01 | 109.65 | 1,082.25 |
| December 2020 | 49 | 13.1% | 23.24 | 55.85 | 166.05 | 1,320.75 |
| January 2021 | 71 | 19.0% | 36.18 | 94.29 | 258.09 | 1,507.43 |
| February 2021 | 26 | 7.0% | 15.41 | 49.72 | 201.71 | 1,244.02 |

Table 4. Summary of COVID-19 Outcomes of Interest, by Race and Month

| | Number of Patients | | Patients in Scenario per 10,000 Eligible Patients | Patients in Scenario per 10,000 Patients Tested for COVID-19 | Patients in Scenario per 10,000 Patients with COVID-19 | Patients in Scenario per 10,000 Patients Hospitalized with |
|--|--------------------|-------------|---|--|--|--|
| | Number | Percent | Number | Number | Number | Number |
| March 2021 | 15 | 4.0% | 6.54 | 24.46 | 127.66 | 672.65 |
| Black or African American | 1,788 | 0.0% | 10.95 | 44.82 | 222.21 | 1,164.90 |
| April 2020 | 287 | 16.1% | 9.40 | 137.84 | 467.88 | 1,623.30 |
| May 2020 | 109 | 6.1% | 5.48 | 35.20 | 252.49 | 1,227.48 |
| June 2020 | 90 | 5.0% | 4.88 | 24.63 | 174.62 | 1,070.15 |
| July 2020 | 215 | 12.0% | 14.88 | 52.94 | 248.61 | 1,317.40 |
| August 2020 | 119 | 6.7% | 8.90 | 31.94 | 224.32 | 1,160.98 |
| September 2020 | 89 | 5.0% | 7.64 | 27.70 | 276.05 | 1,388.46 |
| October 2020 | 101 | 5.6% | 8.87 | 27.43 | 198.78 | 1,087.19 |
| November 2020 | 174 | 9.7% | 18.98 | 44.17 | 181.21 | 1,118.97 |
| December 2020 | 256 | 14.3% | 31.01 | 69.11 | 215.33 | 1,240.91 |
| January 2021 | 253 | 14.1% | 29.51 | 74.37 | 220.10 | 1,150.52 |
| February 2021 | 75 | 4.2% | 9.54 | 29.93 | 145.21 | 753.01 |
| March 2021 | 20 | 1.1% | 2.07 | 7.07 | 44.93 | 246.31 |
| Native Hawaiian or Other Pacific Islander | 23 | 0.0% | 12.08 | 40.98 | 136.01 | 974.58 |
| April 2020 | ***** | ***** | 12.67 | 160.00 | 740.74 | 2,500.00 |
| May 2020 | ***** | ***** | 26.12 | 133.04 | 560.75 | 3,529.41 |
| June 2020 | ***** | ***** | 0.00 | 0.00 | 0.00 | 0.00 |
| July 2020 | ***** | ***** | 0.00 | 0.00 | 0.00 | 0.00 |
| August 2020 | ***** | ***** | 0.00 | 0.00 | 0.00 | 0.00 |
| September 2020 | ***** | ***** | 20.92 | 58.71 | 322.58 | 2,500.00 |
| October 2020 | ***** | ***** | 13.24 | 34.01 | 103.09 | 1,176.47 |
| November 2020 | ***** | ***** | 26.11 | 50.25 | 113.21 | 937.50 |
| December 2020 | ***** | ***** | 8.83 | 19.38 | 41.32 | 344.83 |
| January 2021 | ***** | ***** | 21.72 | 44.94 | 94.34 | 645.16 |
| February 2021 | ***** | ***** | 13.21 | 38.02 | 131.58 | 714.29 |
| March 2021 | ***** | ***** | 9.91 | 32.79 | 169.49 | 769.23 |

Table 4. Summary of COVID-19 Outcomes of Interest, by Race and Month

| | Number of Patients | | Patients in Scenario per 10,000 Eligible Patients | Patients in Scenario per 10,000 Patients Tested for COVID-19 | Patients in Scenario per 10,000 Patients with COVID-19 | Patients in Scenario per 10,000 Patients Hospitalized with |
|----------------|--------------------|---------|---|--|--|--|
| | Number | Percent | Number | Number | Number | Number |
| White | 6,444 | 0.1% | 8.39 | 36.59 | 170.26 | 1,536.81 |
| April 2020 | 637 | 9.9% | 4.28 | 94.88 | 578.46 | 2,316.36 |
| May 2020 | 243 | 3.8% | 2.45 | 22.08 | 264.22 | 1,688.67 |
| June 2020 | 187 | 2.9% | 1.97 | 12.44 | 104.53 | 1,219.83 |
| July 2020 | 392 | 6.1% | 5.65 | 22.50 | 157.13 | 1,488.23 |
| August 2020 | 362 | 5.6% | 5.81 | 21.35 | 183.41 | 1,649.95 |
| September 2020 | 272 | 4.2% | 5.05 | 16.47 | 132.68 | 1,510.27 |
| October 2020 | 508 | 7.9% | 9.55 | 27.31 | 146.97 | 1,584.53 |
| November 2020 | 1,030 | 16.0% | 24.31 | 47.59 | 137.20 | 1,628.97 |
| December 2020 | 1,263 | 19.6% | 35.86 | 73.86 | 193.02 | 1,729.43 |
| January 2021 | 1,038 | 16.1% | 28.07 | 71.41 | 186.57 | 1,463.83 |
| February 2021 | 385 | 6.0% | 11.80 | 38.86 | 158.06 | 1,184.25 |
| March 2021 | 127 | 2.0% | 3.23 | 11.87 | 63.12 | 527.85 |
| Other | 707 | 0.0% | 10.54 | 39.29 | 158.11 | 1,050.83 |
| April 2020 | 189 | 26.7% | 20.10 | 198.11 | 656.93 | 2,052.12 |
| May 2020 | 33 | 4.7% | 4.61 | 24.82 | 144.55 | 841.84 |
| June 2020 | 43 | 6.1% | 5.72 | 23.39 | 95.30 | 823.75 |
| July 2020 | 82 | 11.6% | 13.46 | 44.97 | 159.32 | 991.54 |
| August 2020 | 30 | 4.2% | 5.40 | 18.81 | 114.72 | 731.71 |
| September 2020 | 13 | 1.8% | 2.56 | 8.40 | 54.26 | 539.42 |
| October 2020 | 39 | 5.5% | 7.76 | 22.24 | 116.77 | 1,018.28 |
| November 2020 | 53 | 7.5% | 12.95 | 29.96 | 97.53 | 929.82 |
| December 2020 | 94 | 13.3% | 25.71 | 57.49 | 156.56 | 1,143.55 |
| January 2021 | 84 | 11.9% | 17.68 | 56.37 | 148.33 | 944.88 |
| February 2021 | 31 | 4.4% | 7.60 | 28.69 | 126.53 | 761.67 |
| March 2021 | 16 | 2.3% | 3.41 | 13.61 | 80.24 | 465.12 |
| Missing | 522 | 0.0% | 5.20 | 20.12 | 96.10 | 1,088.86 |
| April 2020 | 149 | 28.5% | 13.06 | 137.82 | 380.68 | 1,144.39 |

Table 4. Summary of COVID-19 Outcomes of Interest, by Race and Month

| | Number of Patients | | Patients in Scenario per 10,000 Eligible Patients | Patients in Scenario per 10,000 Patients Tested for COVID-19 | Patients in Scenario per 10,000 Patients with COVID-19 | Patients in Scenario per 10,000 Patients Hospitalized with |
|---|--------------------|---------|---|--|--|--|
| | Number | Percent | Number | Number | Number | Number |
| May 2020 | 41 | 7.9% | 4.42 | 29.18 | 163.15 | 1,019.90 |
| June 2020 | 22 | 4.2% | 2.08 | 11.01 | 62.93 | 880.00 |
| July 2020 | 28 | 5.4% | 2.86 | 10.46 | 64.06 | 949.15 |
| August 2020 | 26 | 5.0% | 2.78 | 9.23 | 80.72 | 977.44 |
| September 2020 | 16 | 3.1% | 1.83 | 6.31 | 50.66 | 804.02 |
| October 2020 | 28 | 5.4% | 3.26 | 10.62 | 66.26 | 1,124.50 |
| November 2020 | 40 | 7.7% | 5.43 | 13.27 | 47.90 | 975.61 |
| December 2020 | 78 | 14.9% | 12.13 | 29.46 | 98.44 | 1,578.95 |
| January 2021 | 53 | 10.2% | 8.04 | 24.96 | 77.92 | 1,068.55 |
| February 2021 | 28 | 5.4% | 5.09 | 19.73 | 85.50 | 1,261.26 |
| March 2021 | 13 | 2.5% | 1.90 | 8.14 | 42.39 | 622.01 |
| Patients Hospitalized with Critical COVID-19¹ | | | | | | |
| Overall | 18,597 | 0.2% | 16.28 | 68.72 | 320.83 | 2,570.14 |
| April 2020 | 1,758 | 9.5% | 8.50 | 154.60 | 687.66 | 2,368.63 |
| May 2020 | 923 | 5.0% | 6.58 | 52.40 | 475.45 | 2,785.99 |
| June 2020 | 808 | 4.3% | 5.93 | 34.49 | 250.62 | 2,458.92 |
| July 2020 | 1,439 | 7.7% | 13.88 | 53.32 | 323.68 | 2,579.78 |
| August 2020 | 1,055 | 5.7% | 11.18 | 40.32 | 329.97 | 2,619.82 |
| September 2020 | 811 | 4.4% | 9.79 | 32.74 | 268.37 | 2,696.14 |
| October 2020 | 1,347 | 7.2% | 16.46 | 48.58 | 276.38 | 2,722.31 |
| November 2020 | 2,460 | 13.2% | 37.48 | 78.11 | 242.47 | 2,672.46 |
| December 2020 | 2,964 | 15.9% | 52.92 | 113.56 | 312.33 | 2,653.30 |
| January 2021 | 2,764 | 14.9% | 46.71 | 123.26 | 333.33 | 2,456.45 |
| February 2021 | 1,259 | 6.8% | 24.21 | 81.12 | 342.31 | 2,455.63 |
| March 2021 | 1,009 | 5.4% | 15.97 | 59.32 | 325.58 | 2,509.33 |
| American Indian or Alaskan Native | 195 | 0.0% | 43.12 | 206.39 | 3.36 | 3,700.19 |
| April 2020 | ***** | ***** | 13.80 | 276.50 | 4.69 | 2,666.67 |
| May 2020 | ***** | ***** | 36.55 | 283.78 | 10.82 | 4,772.73 |

Table 4. Summary of COVID-19 Outcomes of Interest, by Race and Month

| | Number of Patients | | Patients in Scenario per 10,000 Eligible Patients | Patients in Scenario per 10,000 Patients Tested for COVID-19 | Patients in Scenario per 10,000 Patients with COVID-19 | Patients in Scenario per 10,000 Patients Hospitalized with |
|----------------------------------|--------------------|-------------|---|--|--|--|
| | Number | Percent | Number | Number | Number | Number |
| June 2020 | ***** | ***** | 24.64 | 148.91 | 4.03 | 3,333.33 |
| July 2020 | ***** | ***** | 37.72 | 167.79 | 3.37 | 3,947.37 |
| August 2020 | ***** | ***** | 18.71 | 79.91 | 2.19 | 3,888.89 |
| September 2020 | ***** | ***** | 28.41 | 105.76 | 2.98 | 4,500.00 |
| October 2020 | ***** | ***** | 19.77 | 69.52 | 1.23 | 1,818.18 |
| November 2020 | ***** | ***** | 121.47 | 289.18 | 3.06 | 3,690.48 |
| December 2020 | ***** | ***** | 162.78 | 432.24 | 3.90 | 4,157.30 |
| January 2021 | ***** | ***** | 121.38 | 347.59 | 3.14 | 3,466.67 |
| February 2021 | ***** | ***** | 68.97 | 224.53 | 3.53 | 4,642.86 |
| March 2021 | ***** | ***** | 18.27 | 75.53 | 1.61 | 3,571.43 |
| Asian | 670 | 0.0% | 18.40 | 73.23 | 385.35 | 2,398.85 |
| April 2020 | 95 | 14.2% | 18.28 | 201.14 | 648.91 | 1,532.26 |
| May 2020 | 40 | 6.0% | 10.16 | 60.70 | 462.96 | 3,053.44 |
| June 2020 | 26 | 3.9% | 6.29 | 33.72 | 276.30 | 2,954.55 |
| July 2020 | 32 | 4.8% | 9.51 | 37.51 | 321.93 | 2,424.24 |
| August 2020 | 16 | 2.4% | 4.87 | 17.16 | 194.17 | 1,739.13 |
| September 2020 | 29 | 4.3% | 9.69 | 35.10 | 400.00 | 3,085.11 |
| October 2020 | 31 | 4.6% | 9.76 | 34.14 | 274.58 | 2,366.41 |
| November 2020 | 71 | 10.6% | 31.26 | 73.87 | 311.40 | 3,073.59 |
| December 2020 | 97 | 14.5% | 46.01 | 110.57 | 328.70 | 2,614.56 |
| January 2021 | 123 | 18.4% | 62.68 | 163.35 | 447.11 | 2,611.46 |
| February 2021 | 54 | 8.1% | 32.01 | 103.27 | 418.93 | 2,583.73 |
| March 2021 | 56 | 8.4% | 24.43 | 91.31 | 476.60 | 2,511.21 |
| Black or African American | 4,236 | 0.0% | 25.95 | 106.17 | 526.44 | 2,759.79 |
| April 2020 | 506 | 11.9% | 16.57 | 243.02 | 824.91 | 2,861.99 |
| May 2020 | 264 | 6.2% | 13.28 | 85.25 | 611.54 | 2,972.97 |
| June 2020 | 205 | 4.8% | 11.12 | 56.11 | 397.75 | 2,437.57 |
| July 2020 | 450 | 10.6% | 31.14 | 110.81 | 520.35 | 2,757.35 |

Table 4. Summary of COVID-19 Outcomes of Interest, by Race and Month

| | Number of Patients | | Patients in Scenario per 10,000 Eligible Patients | Patients in Scenario per 10,000 Patients Tested for COVID-19 | Patients in Scenario per 10,000 Patients with COVID-19 | Patients in Scenario per 10,000 Patients Hospitalized with |
|--|--------------------|-------------|---|--|--|--|
| | Number | Percent | Number | Number | Number | Number |
| August 2020 | 306 | 7.2% | 22.89 | 82.13 | 576.81 | 2,985.37 |
| September 2020 | 173 | 4.1% | 14.85 | 53.85 | 536.60 | 2,698.91 |
| October 2020 | 255 | 6.0% | 22.40 | 69.25 | 501.87 | 2,744.89 |
| November 2020 | 395 | 9.3% | 43.08 | 100.26 | 411.37 | 2,540.19 |
| December 2020 | 577 | 13.6% | 69.90 | 155.76 | 485.32 | 2,796.90 |
| January 2021 | 601 | 14.2% | 70.10 | 176.68 | 522.84 | 2,733.06 |
| February 2021 | 281 | 6.6% | 35.73 | 112.14 | 544.05 | 2,821.29 |
| March 2021 | 223 | 5.3% | 23.07 | 78.78 | 501.01 | 2,746.31 |
| Native Hawaiian or Other Pacific Islander | 65 | 0.0% | 34.14 | 115.82 | 384.39 | 2,754.24 |
| April 2020 | ***** | ***** | 19.00 | 240.00 | 1,111.11 | 3,750.00 |
| May 2020 | ***** | ***** | 39.18 | 199.56 | 841.12 | 5,294.12 |
| June 2020 | ***** | ***** | 22.49 | 99.21 | 471.70 | 3,846.15 |
| July 2020 | ***** | ***** | 5.74 | 15.92 | 65.36 | 500.00 |
| August 2020 | ***** | ***** | 35.17 | 108.30 | 461.54 | 2,727.27 |
| September 2020 | ***** | ***** | 27.89 | 78.28 | 430.11 | 3,333.33 |
| October 2020 | ***** | ***** | 26.47 | 68.03 | 206.19 | 2,352.94 |
| November 2020 | ***** | ***** | 34.81 | 67.00 | 150.94 | 1,250.00 |
| December 2020 | ***** | ***** | 79.44 | 174.42 | 371.90 | 3,103.45 |
| January 2021 | ***** | ***** | 86.86 | 179.78 | 377.36 | 2,580.65 |
| February 2021 | ***** | ***** | 66.05 | 190.11 | 657.89 | 3,571.43 |
| March 2021 | ***** | ***** | 39.64 | 131.15 | 677.97 | 3,076.92 |
| White | 10,871 | 0.1% | 14.15 | 61.72 | 287.24 | 2,592.59 |
| April 2020 | 704 | 6.5% | 4.73 | 104.86 | 639.30 | 2,560.00 |
| May 2020 | 399 | 3.7% | 4.02 | 36.26 | 433.84 | 2,772.76 |
| June 2020 | 373 | 3.4% | 3.93 | 24.82 | 208.51 | 2,433.14 |
| July 2020 | 700 | 6.4% | 10.09 | 40.18 | 280.58 | 2,657.56 |
| August 2020 | 573 | 5.3% | 9.20 | 33.79 | 290.32 | 2,611.67 |
| September 2020 | 505 | 4.6% | 9.37 | 30.58 | 246.34 | 2,804.00 |

Table 4. Summary of COVID-19 Outcomes of Interest, by Race and Month

| | Number of Patients | | Patients in Scenario per 10,000 Eligible Patients | Patients in Scenario per 10,000 Patients Tested for COVID-19 | Patients in Scenario per 10,000 Patients with COVID-19 | Patients in Scenario per 10,000 Patients Hospitalized with |
|----------------|--------------------|-------------|---|--|--|--|
| | Number | Percent | Number | Number | Number | Number |
| October 2020 | 879 | 8.1% | 16.53 | 47.26 | 254.30 | 2,741.73 |
| November 2020 | 1,743 | 16.0% | 41.14 | 80.53 | 232.17 | 2,756.60 |
| December 2020 | 1,939 | 17.8% | 55.05 | 113.39 | 296.33 | 2,655.07 |
| January 2021 | 1,710 | 15.7% | 46.24 | 117.64 | 307.35 | 2,411.51 |
| February 2021 | 760 | 7.0% | 23.30 | 76.71 | 312.01 | 2,337.74 |
| March 2021 | 586 | 5.4% | 14.92 | 54.79 | 291.24 | 2,435.58 |
| Other | 1,789 | 0.0% | 26.66 | 99.43 | 400.09 | 2,659.04 |
| April 2020 | 316 | 17.7% | 33.60 | 331.24 | 1,098.37 | 3,431.05 |
| May 2020 | 124 | 6.9% | 17.32 | 93.27 | 543.14 | 3,163.27 |
| June 2020 | 142 | 7.9% | 18.90 | 77.23 | 314.72 | 2,720.31 |
| July 2020 | 188 | 10.5% | 30.86 | 103.10 | 365.26 | 2,273.28 |
| August 2020 | 98 | 5.5% | 17.64 | 61.45 | 374.76 | 2,390.24 |
| September 2020 | 53 | 3.0% | 10.43 | 34.24 | 221.20 | 2,199.17 |
| October 2020 | 118 | 6.6% | 23.49 | 67.28 | 353.29 | 3,080.94 |
| November 2020 | 140 | 7.8% | 34.22 | 79.15 | 257.64 | 2,456.14 |
| December 2020 | 203 | 11.3% | 55.53 | 124.16 | 338.11 | 2,469.59 |
| January 2021 | 207 | 11.6% | 43.56 | 138.92 | 365.53 | 2,328.46 |
| February 2021 | 106 | 5.9% | 26.00 | 98.11 | 432.65 | 2,604.42 |
| March 2021 | 94 | 5.3% | 20.02 | 79.97 | 471.41 | 2,732.56 |
| Missing | 771 | 0.0% | 7.67 | 29.71 | 141.94 | 1,608.26 |
| April 2020 | 119 | 15.4% | 10.43 | 110.07 | 304.04 | 913.98 |
| May 2020 | 66 | 8.6% | 7.12 | 46.98 | 262.63 | 1,641.79 |
| June 2020 | 44 | 5.7% | 4.17 | 22.02 | 125.86 | 1,760.00 |
| July 2020 | 53 | 6.9% | 5.42 | 19.79 | 121.25 | 1,796.61 |
| August 2020 | 49 | 6.4% | 5.24 | 17.40 | 152.13 | 1,842.11 |
| September 2020 | 38 | 4.9% | 4.34 | 14.99 | 120.33 | 1,909.55 |
| October 2020 | 54 | 7.0% | 6.28 | 20.48 | 127.78 | 2,168.67 |
| November 2020 | 76 | 9.9% | 10.32 | 25.22 | 91.01 | 1,853.66 |

Table 4. Summary of COVID-19 Outcomes of Interest, by Race and Month

| | Number of Patients | | Patients in Scenario per 10,000 Eligible Patients | Patients in Scenario per 10,000 Patients Tested for COVID-19 | Patients in Scenario per 10,000 Patients with COVID-19 | Patients in Scenario per 10,000 Patients Hospitalized with |
|--|--------------------|---------|---|--|--|--|
| | Number | Percent | Number | Number | Number | Number |
| December 2020 | 102 | 13.2% | 15.86 | 38.53 | 128.72 | 2,064.78 |
| January 2021 | 89 | 11.5% | 13.49 | 41.91 | 130.84 | 1,794.35 |
| February 2021 | ***** | ***** | 7.27 | 28.18 | 122.14 | 1,801.80 |
| March 2021 | ***** | ***** | 5.98 | 25.69 | 133.68 | 1,961.72 |
| Patients Hospitalized with Critical COVID-19 who had a Death Record in the Query Period¹ | | | | | | |
| Overall | 6,730 | 0.1% | 5.89 | 24.87 | 116.10 | 930.10 |
| April 2020 | 804 | 11.9% | 3.89 | 70.70 | 314.49 | 1,083.27 |
| May 2020 | 280 | 4.2% | 2.00 | 15.90 | 144.23 | 845.16 |
| June 2020 | 243 | 3.6% | 1.78 | 10.37 | 75.37 | 739.50 |
| July 2020 | 489 | 7.3% | 4.72 | 18.12 | 109.99 | 876.66 |
| August 2020 | 363 | 5.4% | 3.85 | 13.87 | 113.53 | 901.42 |
| September 2020 | 289 | 4.3% | 3.49 | 11.67 | 95.63 | 960.77 |
| October 2020 | 501 | 7.4% | 6.12 | 18.07 | 102.79 | 1,012.53 |
| November 2020 | 906 | 13.5% | 13.80 | 28.77 | 89.30 | 984.25 |
| December 2020 | 1,237 | 18.4% | 22.08 | 47.39 | 130.35 | 1,107.33 |
| January 2021 | 1,065 | 15.8% | 18.00 | 47.50 | 128.44 | 946.50 |
| February 2021 | 417 | 6.2% | 8.02 | 26.87 | 113.38 | 813.34 |
| March 2021 | 136 | 2.0% | 2.15 | 8.00 | 43.88 | 338.22 |
| American Indian or Alaskan Native | 63 | 0.0% | 13.93 | 66.68 | 1.09 | 1,195.45 |
| April 2020 | ***** | ***** | 5.75 | 115.21 | 1.96 | 1,111.11 |
| May 2020 | ***** | ***** | 8.70 | 67.57 | 2.58 | 1,136.36 |
| June 2020 | ***** | ***** | 9.48 | 57.27 | 1.55 | 1,282.05 |
| July 2020 | ***** | ***** | 12.57 | 55.93 | 1.12 | 1,315.79 |
| August 2020 | ***** | ***** | 5.34 | 22.83 | 0.63 | 1,111.11 |
| September 2020 | ***** | ***** | 3.16 | 11.75 | 0.33 | 500.00 |
| October 2020 | ***** | ***** | 9.88 | 34.76 | 0.62 | 909.09 |
| November 2020 | ***** | ***** | 39.18 | 93.28 | 0.99 | 1,190.48 |
| December 2020 | ***** | ***** | 48.39 | 128.50 | 1.16 | 1,235.96 |

Table 4. Summary of COVID-19 Outcomes of Interest, by Race and Month

| | Number of Patients | | Patients in Scenario per 10,000 Eligible Patients | Patients in Scenario per 10,000 Patients Tested for COVID-19 | Patients in Scenario per 10,000 Patients with COVID-19 | Patients in Scenario per 10,000 Patients Hospitalized with |
|----------------------------------|--------------------|-------------|---|--|--|--|
| | Number | Percent | Number | Number | Number | Number |
| January 2021 | ***** | ***** | 46.69 | 133.69 | 1.21 | 1,333.33 |
| February 2021 | ***** | ***** | 26.53 | 86.36 | 1.36 | 1,785.71 |
| March 2021 | ***** | ***** | 3.65 | 15.11 | 0.32 | 714.29 |
| Asian | 263 | 0.0% | 7.22 | 28.75 | 151.26 | 941.64 |
| April 2020 | 49 | 18.6% | 9.43 | 103.75 | 334.70 | 790.32 |
| May 2020 | 13 | 4.9% | 3.30 | 19.73 | 150.46 | 992.37 |
| June 2020 | ***** | ***** | 2.42 | 12.97 | 106.27 | 1,136.36 |
| July 2020 | 11 | 4.2% | 3.27 | 12.90 | 110.66 | 833.33 |
| August 2020 | ***** | ***** | 0.91 | 3.22 | 36.41 | 326.09 |
| September 2020 | ***** | ***** | 3.01 | 10.89 | 124.14 | 957.45 |
| October 2020 | 14 | 5.3% | 4.41 | 15.42 | 124.00 | 1,068.70 |
| November 2020 | 19 | 7.2% | 8.37 | 19.77 | 83.33 | 822.51 |
| December 2020 | 44 | 16.7% | 20.87 | 50.15 | 149.10 | 1,185.98 |
| January 2021 | 56 | 21.3% | 28.54 | 74.37 | 203.56 | 1,188.96 |
| February 2021 | 24 | 9.1% | 14.23 | 45.90 | 186.19 | 1,148.33 |
| March 2021 | 11 | 4.2% | 4.80 | 17.94 | 93.62 | 493.27 |
| Black or African American | 1,297 | 0.0% | 7.95 | 32.51 | 161.19 | 845.01 |
| April 2020 | 204 | 15.7% | 6.68 | 97.98 | 332.57 | 1,153.85 |
| May 2020 | 76 | 5.9% | 3.82 | 24.54 | 176.05 | 855.86 |
| June 2020 | 54 | 4.2% | 2.93 | 14.78 | 104.77 | 642.09 |
| July 2020 | 143 | 11.0% | 9.90 | 35.21 | 165.36 | 876.23 |
| August 2020 | 83 | 6.4% | 6.21 | 22.28 | 156.46 | 809.76 |
| September 2020 | 64 | 4.9% | 5.49 | 19.92 | 198.51 | 998.44 |
| October 2020 | 81 | 6.2% | 7.12 | 22.00 | 159.42 | 871.91 |
| November 2020 | 122 | 9.4% | 13.31 | 30.97 | 127.06 | 784.57 |
| December 2020 | 200 | 15.4% | 24.23 | 53.99 | 168.22 | 969.46 |
| January 2021 | 195 | 15.0% | 22.74 | 57.32 | 169.64 | 886.77 |
| February 2021 | 61 | 4.7% | 7.76 | 24.34 | 118.10 | 612.45 |

Table 4. Summary of COVID-19 Outcomes of Interest, by Race and Month

| | Number of Patients | | Patients in Scenario per 10,000 Eligible Patients | Patients in Scenario per 10,000 Patients Tested for COVID-19 | Patients in Scenario per 10,000 Patients with COVID-19 | Patients in Scenario per 10,000 Patients Hospitalized with |
|--|--------------------|-------------|---|--|--|--|
| | Number | Percent | Number | Number | Number | Number |
| March 2021 | 14 | 1.1% | 1.45 | 4.95 | 31.45 | 172.41 |
| Native Hawaiian or Other Pacific Islander | 18 | 0.0% | 9.45 | 32.07 | 106.45 | 762.71 |
| April 2020 | ***** | ***** | 12.67 | 160.00 | 740.74 | 2,500.00 |
| May 2020 | ***** | ***** | 26.12 | 133.04 | 560.75 | 3,529.41 |
| June 2020 | ***** | ***** | 0.00 | 0.00 | 0.00 | 0.00 |
| July 2020 | ***** | ***** | 0.00 | 0.00 | 0.00 | 0.00 |
| August 2020 | ***** | ***** | 0.00 | 0.00 | 0.00 | 0.00 |
| September 2020 | ***** | ***** | 13.95 | 39.14 | 215.05 | 1,666.67 |
| October 2020 | ***** | ***** | 6.62 | 17.01 | 51.55 | 588.24 |
| November 2020 | ***** | ***** | 8.70 | 16.75 | 37.74 | 312.50 |
| December 2020 | ***** | ***** | 8.83 | 19.38 | 41.32 | 344.83 |
| January 2021 | ***** | ***** | 10.86 | 22.47 | 47.17 | 322.58 |
| February 2021 | ***** | ***** | 13.21 | 38.02 | 131.58 | 714.29 |
| March 2021 | ***** | ***** | 9.91 | 32.79 | 169.49 | 769.23 |
| White | 4,203 | 0.0% | 5.47 | 23.86 | 111.05 | 1,002.36 |
| April 2020 | 344 | 8.2% | 2.31 | 51.24 | 312.39 | 1,250.91 |
| May 2020 | 137 | 3.3% | 1.38 | 12.45 | 148.96 | 952.05 |
| June 2020 | 119 | 2.8% | 1.25 | 7.92 | 66.52 | 776.26 |
| July 2020 | 251 | 6.0% | 3.62 | 14.41 | 100.61 | 952.92 |
| August 2020 | 229 | 5.4% | 3.68 | 13.50 | 116.03 | 1,043.76 |
| September 2020 | 192 | 4.6% | 3.56 | 11.63 | 93.66 | 1,066.07 |
| October 2020 | 345 | 8.2% | 6.49 | 18.55 | 99.81 | 1,076.11 |
| November 2020 | 679 | 16.2% | 16.03 | 31.37 | 90.44 | 1,073.86 |
| December 2020 | 849 | 20.2% | 24.10 | 49.65 | 129.75 | 1,162.54 |
| January 2021 | 691 | 16.4% | 18.68 | 47.54 | 124.20 | 974.47 |
| February 2021 | 279 | 6.6% | 8.55 | 28.16 | 114.54 | 858.20 |
| March 2021 | 88 | 2.1% | 2.24 | 8.23 | 43.74 | 365.75 |

Table 4. Summary of COVID-19 Outcomes of Interest, by Race and Month

| | Number of Patients | | Patients in Scenario per 10,000 Eligible Patients | Patients in Scenario per 10,000 Patients Tested for COVID-19 | Patients in Scenario per 10,000 Patients with COVID-19 | Patients in Scenario per 10,000 Patients Hospitalized with |
|----------------|--------------------|---------|---|--|--|--|
| | Number | Percent | Number | Number | Number | Number |
| Other | 593 | 0.0% | 8.84 | 32.96 | 132.62 | 881.39 |
| April 2020 | 151 | 25.5% | 16.06 | 158.28 | 524.85 | 1,639.52 |
| May 2020 | 27 | 4.6% | 3.77 | 20.31 | 118.27 | 688.78 |
| June 2020 | 39 | 6.6% | 5.19 | 21.21 | 86.44 | 747.13 |
| July 2020 | 62 | 10.5% | 10.18 | 34.00 | 120.46 | 749.70 |
| August 2020 | 28 | 4.7% | 5.04 | 17.56 | 107.07 | 682.93 |
| September 2020 | ***** | ***** | 1.77 | 5.81 | 37.56 | 373.44 |
| October 2020 | 35 | 5.9% | 6.97 | 19.96 | 104.79 | 913.84 |
| November 2020 | 46 | 7.8% | 11.24 | 26.01 | 84.65 | 807.02 |
| December 2020 | 76 | 12.8% | 20.79 | 46.48 | 126.58 | 924.57 |
| January 2021 | 80 | 13.5% | 16.83 | 53.69 | 141.27 | 899.89 |
| February 2021 | 28 | 4.7% | 6.87 | 25.92 | 114.29 | 687.96 |
| March 2021 | ***** | ***** | 2.56 | 10.21 | 60.18 | 348.84 |
| Missing | 293 | 0.0% | 2.92 | 11.29 | 53.94 | 611.18 |
| April 2020 | 47 | 16.0% | 4.12 | 43.47 | 120.08 | 360.98 |
| May 2020 | 16 | 5.5% | 1.73 | 11.39 | 63.67 | 398.01 |
| June 2020 | 16 | 5.5% | 1.52 | 8.01 | 45.77 | 640.00 |
| July 2020 | 17 | 5.8% | 1.74 | 6.35 | 38.89 | 576.27 |
| August 2020 | 18 | 6.1% | 1.93 | 6.39 | 55.88 | 676.69 |
| September 2020 | 12 | 4.1% | 1.37 | 4.73 | 38.00 | 603.02 |
| October 2020 | 22 | 7.5% | 2.56 | 8.35 | 52.06 | 883.53 |
| November 2020 | 29 | 9.9% | 3.94 | 9.62 | 34.73 | 707.32 |

Table 4. Summary of COVID-19 Outcomes of Interest, by Race and Month

| | Number of Patients | | Patients in Scenario per 10,000 Eligible Patients | Patients in Scenario per 10,000 Patients Tested for COVID-19 | Patients in Scenario per 10,000 Patients with COVID-19 | Patients in Scenario per 10,000 Patients Hospitalized with |
|---------------|--------------------|---------|---|--|--|--|
| | Number | Percent | Number | Number | Number | Number |
| December 2020 | 56 | 19.1% | 8.71 | 21.15 | 70.67 | 1,133.60 |
| January 2021 | 32 | 10.9% | 4.85 | 15.07 | 47.04 | 645.16 |
| February 2021 | ***** | ***** | 3.45 | 13.39 | 58.02 | 855.86 |
| March 2021 | ***** | ***** | 1.31 | 5.64 | 29.34 | 430.62 |

¹Percentages shown in shaded rows use the "All Eligible Patients" cohort as a denominator, whereas percentages month/year rows use the respective total for that race strata as a denominator.

***** Cell has been masked to protect patient privacy.

Table 5. Summary of COVID-19 Outcomes of Interest, by Ethnicity and Month

| | Number of Patients | | Patients in Scenario per 10,000 Eligible Patients | Patients in Scenario per 10,000 Patients Tested for COVID-19 | Patients in Scenario per 10,000 Patients with COVID-19 | Patients in Scenario per 10,000 Patients Hospitalized with COVID-19 |
|-------------------------------|--------------------|--------------|---|--|--|---|
| All Eligible Patients | Number | Percent | Number | Number | Number | Number |
| Overall | 11,421,048 | 100.0% | N/A | N/A | N/A | N/A |
| April 2020 | 2067305 | 18.1% | N/A | N/A | N/A | N/A |
| May 2020 | 1403108 | 12.3% | N/A | N/A | N/A | N/A |
| June 2020 | 1363416 | 11.9% | N/A | N/A | N/A | N/A |
| July 2020 | 1036641 | 9.1% | N/A | N/A | N/A | N/A |
| August 2020 | 943924 | 8.3% | N/A | N/A | N/A | N/A |
| September 2020 | 828416 | 7.3% | N/A | N/A | N/A | N/A |
| October 2020 | 818212 | 7.2% | N/A | N/A | N/A | N/A |
| November 2020 | 656346 | 5.7% | N/A | N/A | N/A | N/A |
| December 2020 | 560132 | 4.9% | N/A | N/A | N/A | N/A |
| January 2021 | 591745 | 5.2% | N/A | N/A | N/A | N/A |
| February 2021 | 520100 | 4.6% | N/A | N/A | N/A | N/A |
| March 2021 | 631703 | 5.5% | N/A | N/A | N/A | N/A |
| Hispanic or Latino | 1,333,522 | 11.7% | N/A | N/A | N/A | N/A |
| April 2020 | 218,399 | 16.4% | N/A | N/A | N/A | N/A |
| May 2020 | 162,518 | 12.2% | N/A | N/A | N/A | N/A |
| June 2020 | 163,135 | 12.2% | N/A | N/A | N/A | N/A |
| July 2020 | 119,076 | 8.9% | N/A | N/A | N/A | N/A |
| August 2020 | 112,468 | 8.4% | N/A | N/A | N/A | N/A |
| September 2020 | 97,350 | 7.3% | N/A | N/A | N/A | N/A |
| October 2020 | 100,038 | 7.5% | N/A | N/A | N/A | N/A |
| November 2020 | 80,062 | 6.0% | N/A | N/A | N/A | N/A |
| December 2020 | 70,872 | 5.3% | N/A | N/A | N/A | N/A |
| January 2021 | 70,482 | 5.3% | N/A | N/A | N/A | N/A |
| February 2021 | 60,076 | 4.5% | N/A | N/A | N/A | N/A |
| March 2021 | 79,046 | 5.9% | N/A | N/A | N/A | N/A |
| Not Hispanic or Latino | 9,047,877 | 79.2% | N/A | N/A | N/A | N/A |
| April 2020 | 1,759,194 | 19.4% | N/A | N/A | N/A | N/A |

Table 5. Summary of COVID-19 Outcomes of Interest, by Ethnicity and Month

| | Number of Patients | | Patients in Scenario per 10,000 Eligible Patients | Patients in Scenario per 10,000 Patients Tested for COVID-19 | Patients in Scenario per 10,000 Patients with COVID-19 | Patients in Scenario per 10,000 Patients Hospitalized with COVID-19 |
|---|--------------------|---------|---|--|--|---|
| | Number | Percent | Number | Number | Number | Number |
| All Eligible Patients | | | | | | |
| May 2020 | 1,161,896 | 12.8% | N/A | N/A | N/A | N/A |
| June 2020 | 1,108,960 | 12.3% | N/A | N/A | N/A | N/A |
| July 2020 | 833,576 | 9.2% | N/A | N/A | N/A | N/A |
| August 2020 | 750,706 | 8.3% | N/A | N/A | N/A | N/A |
| September 2020 | 655,921 | 7.2% | N/A | N/A | N/A | N/A |
| October 2020 | 643,668 | 7.1% | N/A | N/A | N/A | N/A |
| November 2020 | 507,946 | 5.6% | N/A | N/A | N/A | N/A |
| December 2020 | 429,791 | 4.8% | N/A | N/A | N/A | N/A |
| January 2021 | 415,964 | 4.6% | N/A | N/A | N/A | N/A |
| February 2021 | 346,979 | 3.8% | N/A | N/A | N/A | N/A |
| March 2021 | 433,276 | 4.8% | N/A | N/A | N/A | N/A |
| Other/Missing | 1,039,649 | 9.1% | N/A | N/A | N/A | N/A |
| April 2020 | 89,712 | 8.6% | N/A | N/A | N/A | N/A |
| May 2020 | 78,694 | 7.6% | N/A | N/A | N/A | N/A |
| June 2020 | 91,321 | 8.8% | N/A | N/A | N/A | N/A |
| July 2020 | 83,989 | 8.1% | N/A | N/A | N/A | N/A |
| August 2020 | 80,750 | 7.8% | N/A | N/A | N/A | N/A |
| September 2020 | 75,145 | 7.2% | N/A | N/A | N/A | N/A |
| October 2020 | 74,506 | 7.2% | N/A | N/A | N/A | N/A |
| November 2020 | 68,338 | 6.6% | N/A | N/A | N/A | N/A |
| December 2020 | 59,469 | 5.7% | N/A | N/A | N/A | N/A |
| January 2021 | 105,299 | 10.1% | N/A | N/A | N/A | N/A |
| February 2021 | 113,045 | 10.9% | N/A | N/A | N/A | N/A |
| March 2021 | 119,381 | 11.5% | N/A | N/A | N/A | N/A |
| Patients Tested for COVID-19¹ | | | | | | |
| Overall | 2,706,153 | 23.7% | 2,369.44 | N/A | N/A | N/A |
| April 2020 | 113,714 | 4.2% | 550.06 | N/A | N/A | N/A |
| May 2020 | 176,133 | 6.5% | 1,255.31 | N/A | N/A | N/A |

Table 5. Summary of COVID-19 Outcomes of Interest, by Ethnicity and Month

| | Number of Patients | | Patients in Scenario per 10,000 Eligible Patients | Patients in Scenario per 10,000 Patients Tested for COVID-19 | Patients in Scenario per 10,000 Patients with COVID-19 | Patients in Scenario per 10,000 Patients Hospitalized with COVID-19 |
|-------------------------------|--------------------|--------------|---|--|--|---|
| | Number | Percent | Number | Number | Number | Number |
| All Eligible Patients | | | | | | |
| June 2020 | 234,292 | 8.7% | 1,718.42 | N/A | N/A | N/A |
| July 2020 | 269,879 | 10.0% | 2,603.40 | N/A | N/A | N/A |
| August 2020 | 261,683 | 9.7% | 2,772.29 | N/A | N/A | N/A |
| September 2020 | 247,715 | 9.2% | 2,990.22 | N/A | N/A | N/A |
| October 2020 | 277,256 | 10.2% | 3,388.56 | N/A | N/A | N/A |
| November 2020 | 314,946 | 11.6% | 4,798.48 | N/A | N/A | N/A |
| December 2020 | 261,017 | 9.6% | 4,659.92 | N/A | N/A | N/A |
| January 2021 | 224,234 | 8.3% | 3,789.37 | N/A | N/A | N/A |
| February 2021 | 155,199 | 5.7% | 2,984.02 | N/A | N/A | N/A |
| March 2021 | 170,085 | 6.3% | 2,692.48 | N/A | N/A | N/A |
| Hispanic or Latino | 288,169 | 2.5% | 2,160.96 | N/A | N/A | N/A |
| April 2020 | 12,872 | 4.5% | 589.38 | N/A | N/A | N/A |
| May 2020 | 21,985 | 7.6% | 1,352.77 | N/A | N/A | N/A |
| June 2020 | 33,758 | 11.7% | 2,069.33 | N/A | N/A | N/A |
| July 2020 | 29,257 | 10.2% | 2,457.00 | N/A | N/A | N/A |
| August 2020 | 25,259 | 8.8% | 2,245.88 | N/A | N/A | N/A |
| September 2020 | 23,776 | 8.3% | 2,442.32 | N/A | N/A | N/A |
| October 2020 | 27,031 | 9.4% | 2,702.07 | N/A | N/A | N/A |
| November 2020 | 28,782 | 10.0% | 3,594.96 | N/A | N/A | N/A |
| December 2020 | 26,426 | 9.2% | 3,728.69 | N/A | N/A | N/A |
| January 2021 | 25,302 | 8.8% | 3,589.85 | N/A | N/A | N/A |
| February 2021 | 15,967 | 5.5% | 2,657.80 | N/A | N/A | N/A |
| March 2021 | 17,754 | 6.2% | 2,246.03 | N/A | N/A | N/A |
| Not Hispanic or Latino | 2,183,703 | 19.1% | 2,413.50 | N/A | N/A | N/A |
| April 2020 | 90,192 | 4.1% | 512.69 | N/A | N/A | N/A |
| May 2020 | 141,444 | 6.5% | 1,217.36 | N/A | N/A | N/A |
| June 2020 | 183,397 | 8.4% | 1,653.77 | N/A | N/A | N/A |
| July 2020 | 217,481 | 10.0% | 2,609.01 | N/A | N/A | N/A |

Table 5. Summary of COVID-19 Outcomes of Interest, by Ethnicity and Month

| | Number of Patients | | Patients in Scenario per 10,000 Eligible Patients | Patients in Scenario per 10,000 Patients Tested for COVID-19 | Patients in Scenario per 10,000 Patients with COVID-19 | Patients in Scenario per 10,000 Patients Hospitalized with COVID-19 |
|--|--------------------|-------------|---|--|--|---|
| | Number | Percent | Number | Number | Number | Number |
| All Eligible Patients | | | | | | |
| August 2020 | 211,876 | 9.7% | 2,822.36 | N/A | N/A | N/A |
| September 2020 | 201,159 | 9.2% | 3,066.82 | N/A | N/A | N/A |
| October 2020 | 227,032 | 10.4% | 3,527.16 | N/A | N/A | N/A |
| November 2020 | 259,916 | 11.9% | 5,117.00 | N/A | N/A | N/A |
| December 2020 | 210,838 | 9.7% | 4,905.59 | N/A | N/A | N/A |
| January 2021 | 180,051 | 8.2% | 4,328.52 | N/A | N/A | N/A |
| February 2021 | 124,257 | 5.7% | 3,581.11 | N/A | N/A | N/A |
| March 2021 | 136,060 | 6.2% | 3,140.26 | N/A | N/A | N/A |
| Other/Missing | 234,281 | 2.1% | 2,253.46 | N/A | N/A | N/A |
| April 2020 | 10,650 | 4.5% | 1,187.13 | N/A | N/A | N/A |
| May 2020 | 12,704 | 5.4% | 1,614.35 | N/A | N/A | N/A |
| June 2020 | 17,137 | 7.3% | 1,876.57 | N/A | N/A | N/A |
| July 2020 | 23,141 | 9.9% | 2,755.24 | N/A | N/A | N/A |
| August 2020 | 24,548 | 10.5% | 3,040.00 | N/A | N/A | N/A |
| September 2020 | 22,780 | 9.7% | 3,031.47 | N/A | N/A | N/A |
| October 2020 | 23,193 | 9.9% | 3,112.90 | N/A | N/A | N/A |
| November 2020 | 26,248 | 11.2% | 3,840.91 | N/A | N/A | N/A |
| December 2020 | 23,753 | 10.1% | 3,994.18 | N/A | N/A | N/A |
| January 2021 | 18,881 | 8.1% | 1,793.08 | N/A | N/A | N/A |
| February 2021 | 14,975 | 6.4% | 1,324.69 | N/A | N/A | N/A |
| March 2021 | 16,271 | 6.9% | 1,362.95 | N/A | N/A | N/A |
| Patients Tested Positive for COVID-19¹ | | | | | | |
| Overall | 394,431 | 3.5% | 345.35 | 1,457.53 | N/A | N/A |
| April 2020 | 13,748 | 3.5% | 66.50 | 1,209.00 | N/A | N/A |
| May 2020 | 10,860 | 2.8% | 77.40 | 616.58 | N/A | N/A |
| June 2020 | 21,569 | 5.5% | 158.20 | 920.60 | N/A | N/A |
| July 2020 | 29,072 | 7.4% | 280.44 | 1,077.22 | N/A | N/A |
| August 2020 | 21,498 | 5.5% | 227.75 | 821.53 | N/A | N/A |

Table 5. Summary of COVID-19 Outcomes of Interest, by Ethnicity and Month

| | Number of Patients | | Patients in Scenario per 10,000 Eligible Patients | Patients in Scenario per 10,000 Patients Tested for COVID-19 | Patients in Scenario per 10,000 Patients with COVID-19 | Patients in Scenario per 10,000 Patients Hospitalized with COVID-19 |
|-------------------------------|--------------------|-------------|---|--|--|---|
| | Number | Percent | Number | Number | Number | Number |
| All Eligible Patients | | | | | | |
| September 2020 | 21,604 | 5.5% | 260.79 | 872.13 | N/A | N/A |
| October 2020 | 36,101 | 9.2% | 441.22 | 1,302.08 | N/A | N/A |
| November 2020 | 78,663 | 19.9% | 1,198.50 | 2,497.67 | N/A | N/A |
| December 2020 | 64,485 | 16.3% | 1,151.25 | 2,470.53 | N/A | N/A |
| January 2021 | 56,310 | 14.3% | 951.59 | 2,511.22 | N/A | N/A |
| February 2021 | 21,851 | 5.5% | 420.13 | 1,407.93 | N/A | N/A |
| March 2021 | 18,670 | 4.7% | 295.55 | 1,097.69 | N/A | N/A |
| Hispanic or Latino | 59,843 | 0.5% | 448.76 | 2,076.66 | N/A | N/A |
| April 2020 | 2,837 | 4.7% | 129.90 | 2,204.01 | N/A | N/A |
| May 2020 | 3,111 | 5.2% | 191.42 | 1,415.06 | N/A | N/A |
| June 2020 | 7,873 | 13.2% | 482.61 | 2,332.19 | N/A | N/A |
| July 2020 | 6,736 | 11.3% | 565.69 | 2,302.35 | N/A | N/A |
| August 2020 | 3,442 | 5.8% | 306.04 | 1,362.68 | N/A | N/A |
| September 2020 | 2,930 | 4.9% | 300.98 | 1,232.34 | N/A | N/A |
| October 2020 | 4,096 | 6.8% | 409.44 | 1,515.30 | N/A | N/A |
| November 2020 | 7,854 | 13.1% | 980.99 | 2,728.79 | N/A | N/A |
| December 2020 | 7,883 | 13.2% | 1,112.29 | 2,983.05 | N/A | N/A |
| January 2021 | 7,934 | 13.3% | 1,125.68 | 3,135.72 | N/A | N/A |
| February 2021 | 2,896 | 4.8% | 482.06 | 1,813.74 | N/A | N/A |
| March 2021 | 2,251 | 3.8% | 284.77 | 1,267.88 | N/A | N/A |
| Not Hispanic or Latino | 299,311 | 2.6% | 330.81 | 1,370.66 | N/A | N/A |
| April 2020 | 9,402 | 3.1% | 53.44 | 1,042.44 | N/A | N/A |
| May 2020 | 6,792 | 2.3% | 58.46 | 480.19 | N/A | N/A |
| June 2020 | 11,626 | 3.9% | 104.84 | 633.93 | N/A | N/A |
| July 2020 | 19,163 | 6.4% | 229.89 | 881.13 | N/A | N/A |
| August 2020 | 15,932 | 5.3% | 212.23 | 751.95 | N/A | N/A |
| September 2020 | 16,223 | 5.4% | 247.33 | 806.48 | N/A | N/A |
| October 2020 | 28,636 | 9.6% | 444.89 | 1,261.32 | N/A | N/A |

Table 5. Summary of COVID-19 Outcomes of Interest, by Ethnicity and Month

| | Number of Patients | | Patients in Scenario per 10,000 Eligible Patients | Patients in Scenario per 10,000 Patients Tested for COVID-19 | Patients in Scenario per 10,000 Patients with COVID-19 | Patients in Scenario per 10,000 Patients Hospitalized with COVID-19 |
|---|--------------------|-------------|---|--|--|---|
| | Number | Percent | Number | Number | Number | Number |
| All Eligible Patients | | | | | | |
| November 2020 | 64,337 | 21.5% | 1,266.61 | 2,475.30 | N/A | N/A |
| December 2020 | 51,022 | 17.0% | 1,187.14 | 2,419.96 | N/A | N/A |
| January 2021 | 43,785 | 14.6% | 1,052.62 | 2,431.81 | N/A | N/A |
| February 2021 | 17,338 | 5.8% | 499.68 | 1,395.33 | N/A | N/A |
| March 2021 | 15,055 | 5.0% | 347.47 | 1,106.50 | N/A | N/A |
| Other/Missing | 35,277 | 0.3% | 339.32 | 1,505.76 | N/A | N/A |
| April 2020 | 1,509 | 4.3% | 168.20 | 1,416.90 | N/A | N/A |
| May 2020 | 957 | 2.7% | 121.61 | 753.31 | N/A | N/A |
| June 2020 | 2,070 | 5.9% | 226.67 | 1,207.91 | N/A | N/A |
| July 2020 | 3,173 | 9.0% | 377.79 | 1,371.16 | N/A | N/A |
| August 2020 | 2,124 | 6.0% | 263.03 | 865.24 | N/A | N/A |
| September 2020 | 2,451 | 6.9% | 326.17 | 1,075.94 | N/A | N/A |
| October 2020 | 3,369 | 9.6% | 452.18 | 1,452.59 | N/A | N/A |
| November 2020 | 6,472 | 18.3% | 947.06 | 2,465.71 | N/A | N/A |
| December 2020 | 5,580 | 15.8% | 938.30 | 2,349.18 | N/A | N/A |
| January 2021 | 4,591 | 13.0% | 436.00 | 2,431.54 | N/A | N/A |
| February 2021 | 1,617 | 4.6% | 143.04 | 1,079.80 | N/A | N/A |
| March 2021 | 1,364 | 3.9% | 114.26 | 838.30 | N/A | N/A |
| Patients with COVID-19¹ | | | | | | |
| Overall | 579,655 | 5.1% | 507.53 | 2,141.99 | N/A | N/A |
| April 2020 | 25,565 | 4.4% | 123.66 | 2,248.18 | N/A | N/A |
| May 2020 | 19,413 | 3.3% | 138.36 | 1,102.18 | N/A | N/A |
| June 2020 | 32,240 | 5.6% | 236.46 | 1,376.06 | N/A | N/A |
| July 2020 | 44,458 | 7.7% | 428.87 | 1,647.33 | N/A | N/A |
| August 2020 | 31,973 | 5.5% | 338.72 | 1,221.82 | N/A | N/A |
| September 2020 | 30,220 | 5.2% | 364.79 | 1,219.95 | N/A | N/A |
| October 2020 | 48,738 | 8.4% | 595.66 | 1,757.87 | N/A | N/A |
| November 2020 | 101,456 | 17.5% | 1,545.77 | 3,221.38 | N/A | N/A |

Table 5. Summary of COVID-19 Outcomes of Interest, by Ethnicity and Month

| | Number of Patients | | Patients in Scenario per 10,000 Eligible Patients | Patients in Scenario per 10,000 Patients Tested for COVID-19 | Patients in Scenario per 10,000 Patients with COVID-19 | Patients in Scenario per 10,000 Patients Hospitalized with COVID-19 |
|-------------------------------|--------------------|-------------|---|--|--|---|
| | Number | Percent | Number | Number | Number | Number |
| All Eligible Patients | | | | | | |
| December 2020 | 94,901 | 16.4% | 1,694.26 | 3,635.82 | N/A | N/A |
| January 2021 | 82,920 | 14.3% | 1,401.28 | 3,697.92 | N/A | N/A |
| February 2021 | 36,780 | 6.3% | 707.17 | 2,369.86 | N/A | N/A |
| March 2021 | 30,991 | 5.3% | 490.59 | 1,822.09 | N/A | N/A |
| Hispanic or Latino | 94,911 | 0.8% | 711.73 | 3,293.59 | N/A | N/A |
| April 2020 | 5,268 | 5.6% | 241.21 | 4,092.60 | N/A | N/A |
| May 2020 | 4,885 | 5.1% | 300.58 | 2,221.97 | N/A | N/A |
| June 2020 | 10,714 | 11.3% | 656.76 | 3,173.77 | N/A | N/A |
| July 2020 | 11,338 | 11.9% | 952.17 | 3,875.31 | N/A | N/A |
| August 2020 | 5,690 | 6.0% | 505.92 | 2,252.66 | N/A | N/A |
| September 2020 | 4,294 | 4.5% | 441.09 | 1,806.02 | N/A | N/A |
| October 2020 | 6,199 | 6.5% | 619.66 | 2,293.29 | N/A | N/A |
| November 2020 | 11,370 | 12.0% | 1,420.15 | 3,950.39 | N/A | N/A |
| December 2020 | 13,281 | 14.0% | 1,873.94 | 5,025.73 | N/A | N/A |
| January 2021 | 12,594 | 13.3% | 1,786.84 | 4,977.47 | N/A | N/A |
| February 2021 | 5,227 | 5.5% | 870.06 | 3,273.63 | N/A | N/A |
| March 2021 | 4,051 | 4.3% | 512.49 | 2,281.74 | N/A | N/A |
| Not Hispanic or Latino | 434,628 | 3.8% | 480.36 | 1,990.33 | N/A | N/A |
| April 2020 | 17,847 | 4.1% | 101.45 | 1,978.78 | N/A | N/A |
| May 2020 | 12,725 | 2.9% | 109.52 | 899.65 | N/A | N/A |
| June 2020 | 18,479 | 4.3% | 166.63 | 1,007.60 | N/A | N/A |
| July 2020 | 28,655 | 6.6% | 343.76 | 1,317.59 | N/A | N/A |
| August 2020 | 23,266 | 5.4% | 309.92 | 1,098.10 | N/A | N/A |
| September 2020 | 22,616 | 5.2% | 344.80 | 1,124.28 | N/A | N/A |
| October 2020 | 38,240 | 8.8% | 594.10 | 1,684.34 | N/A | N/A |
| November 2020 | 82,201 | 18.9% | 1,618.30 | 3,162.60 | N/A | N/A |
| December 2020 | 74,222 | 17.1% | 1,726.93 | 3,520.33 | N/A | N/A |
| January 2021 | 63,823 | 14.7% | 1,534.34 | 3,544.72 | N/A | N/A |

Table 5. Summary of COVID-19 Outcomes of Interest, by Ethnicity and Month

| | Number of Patients | | Patients in Scenario per 10,000 Eligible Patients | Patients in Scenario per 10,000 Patients Tested for COVID-19 | Patients in Scenario per 10,000 Patients with COVID-19 | Patients in Scenario per 10,000 Patients Hospitalized with COVID-19 |
|--|--------------------|---------|---|--|--|---|
| | Number | Percent | Number | Number | Number | Number |
| All Eligible Patients | | | | | | |
| February 2021 | 28,377 | 6.5% | 817.83 | 2,283.73 | N/A | N/A |
| March 2021 | 24,177 | 5.6% | 558.00 | 1,776.94 | N/A | N/A |
| Other/Missing | 50,116 | 0.4% | 482.05 | 2,139.14 | N/A | N/A |
| April 2020 | 2,450 | 4.9% | 273.10 | 2,300.47 | N/A | N/A |
| May 2020 | 1,803 | 3.6% | 229.12 | 1,419.24 | N/A | N/A |
| June 2020 | 3,047 | 6.1% | 333.66 | 1,778.02 | N/A | N/A |
| July 2020 | 4,465 | 8.9% | 531.62 | 1,929.48 | N/A | N/A |
| August 2020 | 3,017 | 6.0% | 373.62 | 1,229.02 | N/A | N/A |
| September 2020 | 3,310 | 6.6% | 440.48 | 1,453.03 | N/A | N/A |
| October 2020 | 4,299 | 8.6% | 577.00 | 1,853.58 | N/A | N/A |
| November 2020 | 7,885 | 15.7% | 1,153.82 | 3,004.04 | N/A | N/A |
| December 2020 | 7,398 | 14.8% | 1,244.01 | 3,114.55 | N/A | N/A |
| January 2021 | 6,503 | 13.0% | 617.57 | 3,444.20 | N/A | N/A |
| February 2021 | 3,176 | 6.3% | 280.95 | 2,120.87 | N/A | N/A |
| March 2021 | 2,763 | 5.5% | 231.44 | 1,698.11 | N/A | N/A |
| Patients with COVID-19 who had Death Record in the Query Period¹ | | | | | | |
| Overall | 12,224 | 0.1% | 10.70 | 45.17 | 210.88 | N/A |
| April 2020 | 1,631 | 13.3% | 7.89 | 143.43 | 637.98 | N/A |
| May 2020 | 664 | 5.4% | 4.73 | 37.70 | 342.04 | N/A |
| June 2020 | 511 | 4.2% | 3.75 | 21.81 | 158.50 | N/A |
| July 2020 | 927 | 7.6% | 8.94 | 34.35 | 208.51 | N/A |
| August 2020 | 663 | 5.4% | 7.02 | 25.34 | 207.36 | N/A |
| September 2020 | 502 | 4.1% | 6.06 | 20.27 | 166.12 | N/A |
| October 2020 | 858 | 7.0% | 10.49 | 30.95 | 176.04 | N/A |
| November 2020 | 1,735 | 14.2% | 26.43 | 55.09 | 171.01 | N/A |
| December 2020 | 2,130 | 17.4% | 38.03 | 81.60 | 224.44 | N/A |
| January 2021 | 1,761 | 14.4% | 29.76 | 78.53 | 212.37 | N/A |
| February 2021 | 622 | 5.1% | 11.96 | 40.08 | 169.11 | N/A |

Table 5. Summary of COVID-19 Outcomes of Interest, by Ethnicity and Month

| | Number of Patients | | Patients in Scenario per 10,000 Eligible Patients | Patients in Scenario per 10,000 Patients Tested for COVID-19 | Patients in Scenario per 10,000 Patients with COVID-19 | Patients in Scenario per 10,000 Patients Hospitalized with COVID-19 |
|-------------------------------|--------------------|---------|---|--|--|---|
| | Number | Percent | Number | Number | Number | Number |
| All Eligible Patients | | | | | | |
| March 2021 | 220 | 1.8% | 3.48 | 12.93 | 70.99 | N/A |
| Hispanic or Latino | 1,829 | 0.0% | 13.72 | 63.47 | 192.71 | N/A |
| April 2020 | 282 | 15.4% | 12.91 | 219.08 | 535.31 | N/A |
| May 2020 | 124 | 6.8% | 7.63 | 56.40 | 253.84 | N/A |
| June 2020 | 153 | 8.4% | 9.38 | 45.32 | 142.80 | N/A |
| July 2020 | 231 | 12.6% | 19.40 | 78.96 | 203.74 | N/A |
| August 2020 | 93 | 5.1% | 8.27 | 36.82 | 163.44 | N/A |
| September 2020 | 52 | 2.8% | 5.34 | 21.87 | 121.10 | N/A |
| October 2020 | 98 | 5.4% | 9.80 | 36.25 | 158.09 | N/A |
| November 2020 | 186 | 10.2% | 23.23 | 64.62 | 163.59 | N/A |
| December 2020 | 264 | 14.4% | 37.25 | 99.90 | 198.78 | N/A |
| January 2021 | 218 | 11.9% | 30.93 | 86.16 | 173.10 | N/A |
| February 2021 | 92 | 5.0% | 15.31 | 57.62 | 176.01 | N/A |
| March 2021 | 36 | 2.0% | 4.55 | 20.28 | 88.87 | N/A |
| Not Hispanic or Latino | 9,908 | 0.1% | 10.95 | 45.37 | 227.97 | N/A |
| April 2020 | 1,235 | 12.5% | 7.02 | 136.93 | 691.99 | N/A |
| May 2020 | 507 | 5.1% | 4.36 | 35.84 | 398.43 | N/A |
| June 2020 | 338 | 3.4% | 3.05 | 18.43 | 182.91 | N/A |
| July 2020 | 668 | 6.7% | 8.01 | 30.72 | 233.12 | N/A |
| August 2020 | 538 | 5.4% | 7.17 | 25.39 | 231.24 | N/A |
| September 2020 | 428 | 4.3% | 6.53 | 21.28 | 189.25 | N/A |
| October 2020 | 732 | 7.4% | 11.37 | 32.24 | 191.42 | N/A |
| November 2020 | 1,509 | 15.2% | 29.71 | 58.06 | 183.57 | N/A |
| December 2020 | 1,805 | 18.2% | 42.00 | 85.61 | 243.19 | N/A |
| January 2021 | 1,471 | 14.8% | 35.36 | 81.70 | 230.48 | N/A |
| February 2021 | ***** | ***** | 14.50 | 40.48 | 177.26 | N/A |
| March 2021 | ***** | ***** | 4.02 | 12.79 | 71.97 | N/A |

Table 5. Summary of COVID-19 Outcomes of Interest, by Ethnicity and Month

| | Number of Patients | | Patients in Scenario per 10,000 Eligible Patients | Patients in Scenario per 10,000 Patients Tested for COVID-19 | Patients in Scenario per 10,000 Patients with COVID-19 | Patients in Scenario per 10,000 Patients Hospitalized with COVID-19 |
|--|--------------------|---------|---|--|--|---|
| All Eligible Patients | Number | Percent | Number | Number | Number | Number |
| Other/Missing | 487 | 0.0% | 4.68 | 20.79 | 97.17 | N/A |
| April 2020 | 114 | 23.4% | 12.71 | 107.04 | 22.75 | N/A |
| May 2020 | 33 | 6.8% | 4.19 | 25.98 | 6.58 | N/A |
| June 2020 | 20 | 4.1% | 2.19 | 11.67 | 65.64 | N/A |
| July 2020 | 28 | 5.7% | 3.33 | 12.10 | 62.71 | N/A |
| August 2020 | 32 | 6.6% | 3.96 | 13.04 | 106.07 | N/A |
| September 2020 | 22 | 4.5% | 2.93 | 9.66 | 66.47 | N/A |
| October 2020 | 28 | 5.7% | 3.76 | 12.07 | 65.13 | N/A |
| November 2020 | 40 | 8.2% | 5.85 | 15.24 | 50.73 | N/A |
| December 2020 | 61 | 12.5% | 10.26 | 25.68 | 82.45 | N/A |
| January 2021 | 72 | 14.8% | 6.84 | 38.13 | 110.72 | N/A |
| February 2021 | ***** | ***** | 2.39 | 18.03 | 85.01 | N/A |
| March 2021 | ***** | ***** | 0.84 | 6.15 | 36.19 | N/A |
| Patients Hospitalized with COVID-19¹ | | | | | | |
| Overall | 72,358 | 0.6% | 63.35 | 267.38 | 1,248.29 | N/A |
| April 2020 | 7,422 | 10.3% | 35.90 | 652.69 | 2,903.19 | N/A |
| May 2020 | 3,313 | 4.6% | 23.61 | 188.10 | 1,706.59 | N/A |
| June 2020 | 3,286 | 4.5% | 24.10 | 140.25 | 1,019.23 | N/A |
| July 2020 | 5,578 | 7.7% | 53.81 | 206.69 | 1,254.67 | N/A |
| August 2020 | 4,027 | 5.6% | 42.66 | 153.89 | 1,259.50 | N/A |
| September 2020 | 3,008 | 4.2% | 36.31 | 121.43 | 995.37 | N/A |
| October 2020 | 4,948 | 6.8% | 60.47 | 178.46 | 1,015.22 | N/A |
| November 2020 | 9,205 | 12.7% | 140.25 | 292.27 | 907.29 | N/A |
| December 2020 | 11,171 | 15.4% | 199.44 | 427.98 | 1,177.12 | N/A |
| January 2021 | 11,252 | 15.6% | 190.15 | 501.80 | 1,356.97 | N/A |
| February 2021 | 5,127 | 7.1% | 98.58 | 330.35 | 1,393.96 | N/A |
| March 2021 | 4,021 | 5.6% | 63.65 | 236.41 | 1,297.47 | N/A |

Table 5. Summary of COVID-19 Outcomes of Interest, by Ethnicity and Month

| | Number of Patients | | Patients in Scenario per 10,000 Eligible Patients | Patients in Scenario per 10,000 Patients Tested for COVID-19 | Patients in Scenario per 10,000 Patients with COVID-19 | Patients in Scenario per 10,000 Patients Hospitalized with COVID-19 |
|-------------------------------|--------------------|---------|---|--|--|---|
| | Number | Percent | Number | Number | Number | Number |
| All Eligible Patients | | | | | | |
| Hispanic or Latino | 14,716 | 0.1% | 110.35 | 510.67 | 1,550.51 | N/A |
| April 2020 | 1,684 | 11.4% | 77.11 | 1,308.27 | 3,196.66 | N/A |
| May 2020 | 918 | 6.2% | 56.49 | 417.56 | 1,879.22 | N/A |
| June 2020 | 1,127 | 7.7% | 69.08 | 333.85 | 1,051.89 | N/A |
| July 2020 | 1,665 | 11.3% | 139.83 | 569.09 | 1,468.51 | N/A |
| August 2020 | 955 | 6.5% | 84.91 | 378.08 | 1,678.38 | N/A |
| September 2020 | 603 | 4.1% | 61.94 | 253.62 | 1,404.29 | N/A |
| October 2020 | 889 | 6.0% | 88.87 | 328.88 | 1,434.10 | N/A |
| November 2020 | 1,448 | 9.8% | 180.86 | 503.09 | 1,273.53 | N/A |
| December 2020 | 1,897 | 12.9% | 267.67 | 717.85 | 1,428.36 | N/A |
| January 2021 | 2,022 | 13.7% | 286.88 | 799.15 | 1,605.53 | N/A |
| February 2021 | 875 | 5.9% | 145.65 | 548.01 | 1,674.00 | N/A |
| March 2021 | 633 | 4.3% | 80.08 | 356.54 | 1,562.58 | N/A |
| Not Hispanic or Latino | 55,053 | 0.5% | 60.85 | 252.11 | 1,266.67 | N/A |
| April 2020 | 5,309 | 9.6% | 30.18 | 588.63 | 2,974.73 | N/A |
| May 2020 | 2,242 | 4.1% | 19.30 | 158.51 | 1,761.89 | N/A |
| June 2020 | 2,027 | 3.7% | 18.28 | 110.53 | 1,096.92 | N/A |
| July 2020 | 3,699 | 6.7% | 44.38 | 170.08 | 1,290.87 | N/A |
| August 2020 | 2,904 | 5.3% | 38.68 | 137.06 | 1,248.17 | N/A |
| September 2020 | 2,304 | 4.2% | 35.13 | 114.54 | 1,018.75 | N/A |
| October 2020 | 3,931 | 7.1% | 61.07 | 173.15 | 1,027.98 | N/A |
| November 2020 | 7,535 | 13.7% | 148.34 | 289.90 | 916.66 | N/A |
| December 2020 | 8,965 | 16.3% | 208.59 | 425.21 | 1,207.86 | N/A |
| January 2021 | 8,879 | 16.1% | 213.46 | 493.14 | 1,391.19 | N/A |
| February 2021 | 4,044 | 7.3% | 116.55 | 325.45 | 1,425.10 | N/A |
| March 2021 | 3,214 | 5.8% | 74.18 | 236.22 | 1,329.36 | N/A |
| Other/Missing | 2,589 | 0.0% | 24.90 | 110.51 | 516.60 | N/A |
| April 2020 | 429 | 16.6% | 47.82 | 402.82 | 85.60 | N/A |

Table 5. Summary of COVID-19 Outcomes of Interest, by Ethnicity and Month

| | Number of Patients | | Patients in Scenario per 10,000 Eligible Patients | Patients in Scenario per 10,000 Patients Tested for COVID-19 | Patients in Scenario per 10,000 Patients with COVID-19 | Patients in Scenario per 10,000 Patients Hospitalized with COVID-19 |
|---|--------------------|-------------|---|--|--|---|
| | Number | Percent | Number | Number | Number | Number |
| All Eligible Patients | | | | | | |
| May 2020 | 153 | 5.9% | 19.44 | 120.43 | 30.53 | N/A |
| June 2020 | 132 | 5.1% | 14.45 | 77.03 | 433.21 | N/A |
| July 2020 | 214 | 8.3% | 25.48 | 92.48 | 479.28 | N/A |
| August 2020 | 168 | 6.5% | 20.80 | 68.44 | 556.84 | N/A |
| September 2020 | 101 | 3.9% | 13.44 | 44.34 | 305.14 | N/A |
| October 2020 | 128 | 4.9% | 17.18 | 55.19 | 297.74 | N/A |
| November 2020 | 222 | 8.6% | 32.49 | 84.58 | 281.55 | N/A |
| December 2020 | 309 | 11.9% | 51.96 | 130.09 | 417.68 | N/A |
| January 2021 | 351 | 13.6% | 33.33 | 185.90 | 539.75 | N/A |
| February 2021 | 208 | 8.0% | 18.40 | 138.90 | 654.91 | N/A |
| March 2021 | 174 | 6.7% | 14.58 | 106.94 | 629.75 | N/A |
| Patients Hospitalized with COVID-19 who had a Death Record in the Query Period¹ | | | | | | |
| Overall | 9,936 | 0.1% | 8.70 | 36.72 | 171.41 | 1,373.17 |
| April 2020 | 1,378 | 13.9% | 6.67 | 121.18 | 539.02 | 1,856.64 |
| May 2020 | 463 | 4.7% | 3.30 | 26.29 | 238.50 | 1,397.52 |
| June 2020 | 361 | 3.6% | 2.65 | 15.41 | 111.97 | 1,098.60 |
| July 2020 | 736 | 7.4% | 7.10 | 27.27 | 165.55 | 1,319.47 |
| August 2020 | 543 | 5.5% | 5.75 | 20.75 | 169.83 | 1,348.40 |
| September 2020 | 406 | 4.1% | 4.90 | 16.39 | 134.35 | 1,349.73 |
| October 2020 | 699 | 7.0% | 8.54 | 25.21 | 143.42 | 1,412.69 |
| November 2020 | 1,337 | 13.5% | 20.37 | 42.45 | 131.78 | 1,452.47 |
| December 2020 | 1,753 | 17.6% | 31.30 | 67.16 | 184.72 | 1,569.24 |
| January 2021 | 1,516 | 15.3% | 25.62 | 67.61 | 182.83 | 1,347.32 |
| February 2021 | 551 | 5.5% | 10.59 | 35.50 | 149.81 | 1,074.70 |
| March 2021 | 193 | 1.9% | 3.06 | 11.35 | 62.28 | 479.98 |
| Hispanic or Latino | 1,532 | 0.0% | 11.49 | 53.16 | 161.41 | 1,041.04 |
| April 2020 | 247 | 16.1% | 11.31 | 191.89 | 468.87 | 1,466.75 |
| May 2020 | 85 | 5.5% | 5.23 | 38.66 | 174.00 | 925.93 |

Table 5. Summary of COVID-19 Outcomes of Interest, by Ethnicity and Month

| | Number of Patients | | Patients in Scenario per 10,000 Eligible Patients | Patients in Scenario per 10,000 Patients Tested for COVID-19 | Patients in Scenario per 10,000 Patients with COVID-19 | Patients in Scenario per 10,000 Patients Hospitalized with COVID-19 |
|-------------------------------|--------------------|-------------|---|--|--|---|
| | Number | Percent | Number | Number | Number | Number |
| All Eligible Patients | | | | | | |
| June 2020 | 97 | 6.3% | 5.95 | 28.73 | 90.54 | 860.69 |
| July 2020 | 178 | 11.6% | 14.95 | 60.84 | 156.99 | 1,069.07 |
| August 2020 | 84 | 5.5% | 7.47 | 33.26 | 147.63 | 879.58 |
| September 2020 | 45 | 2.9% | 4.62 | 18.93 | 104.80 | 746.27 |
| October 2020 | 86 | 5.6% | 8.60 | 31.82 | 138.73 | 967.38 |
| November 2020 | 163 | 10.6% | 20.36 | 56.63 | 143.36 | 1,125.69 |
| December 2020 | 233 | 15.2% | 32.88 | 88.17 | 175.44 | 1,228.26 |
| January 2021 | 194 | 12.7% | 27.52 | 76.67 | 154.04 | 959.45 |
| February 2021 | 87 | 5.7% | 14.48 | 54.49 | 166.44 | 994.29 |
| March 2021 | 33 | 2.2% | 4.17 | 18.59 | 81.46 | 521.33 |
| Not Hispanic or Latino | 8,014 | 0.1% | 8.86 | 36.70 | 184.39 | 1,455.69 |
| April 2020 | 1,033 | 12.9% | 5.87 | 114.53 | 578.81 | 1,945.75 |
| May 2020 | 356 | 4.4% | 3.06 | 25.17 | 279.76 | 1,587.87 |
| June 2020 | 248 | 3.1% | 2.24 | 13.52 | 134.21 | 1,223.48 |
| July 2020 | 535 | 6.7% | 6.42 | 24.60 | 186.70 | 1,446.34 |
| August 2020 | 430 | 5.4% | 5.73 | 20.29 | 184.82 | 1,480.72 |
| September 2020 | 343 | 4.3% | 5.23 | 17.05 | 151.66 | 1,488.72 |
| October 2020 | 588 | 7.3% | 9.14 | 25.90 | 153.77 | 1,495.80 |
| November 2020 | 1,148 | 14.3% | 22.60 | 44.17 | 139.66 | 1,523.56 |
| December 2020 | 1,473 | 18.4% | 34.27 | 69.86 | 198.46 | 1,643.06 |
| January 2021 | 1,266 | 15.8% | 30.44 | 70.31 | 198.36 | 1,425.84 |
| February 2021 | ***** | ***** | 12.71 | 35.49 | 155.41 | 1,090.50 |
| March 2021 | ***** | ***** | 3.53 | 11.25 | 63.28 | 476.04 |
| Other/Missing | 390 | 0.0% | 3.75 | 16.65 | 77.82 | 1,506.37 |
| April 2020 | 98 | 25.1% | 10.92 | 92.02 | 19.55 | 2,284.38 |
| May 2020 | 22 | 5.6% | 2.80 | 17.32 | 4.39 | 1,437.91 |
| June 2020 | 16 | 4.1% | 1.75 | 9.34 | 52.51 | 1,212.12 |
| July 2020 | 23 | 5.9% | 2.74 | 9.94 | 51.51 | 1,074.77 |

Table 5. Summary of COVID-19 Outcomes of Interest, by Ethnicity and Month

| | Number of Patients | | Patients in Scenario per 10,000 Eligible Patients | Patients in Scenario per 10,000 Patients Tested for COVID-19 | Patients in Scenario per 10,000 Patients with COVID-19 | Patients in Scenario per 10,000 Patients Hospitalized with COVID-19 |
|---|--------------------|-------------|---|--|--|---|
| | Number | Percent | Number | Number | Number | Number |
| All Eligible Patients | | | | | | |
| August 2020 | 29 | 7.4% | 3.59 | 11.81 | 96.12 | 1,726.19 |
| September 2020 | 18 | 4.6% | 2.40 | 7.90 | 54.38 | 1,782.18 |
| October 2020 | 25 | 6.4% | 3.36 | 10.78 | 58.15 | 1,953.13 |
| November 2020 | 26 | 6.7% | 3.80 | 9.91 | 32.97 | 1,171.17 |
| December 2020 | 47 | 12.1% | 7.90 | 19.79 | 63.53 | 1,521.04 |
| January 2021 | 56 | 14.4% | 5.32 | 29.66 | 86.11 | 1,595.44 |
| February 2021 | ***** | ***** | 2.03 | 15.36 | 72.42 | 1,105.77 |
| March 2021 | ***** | ***** | 0.59 | 4.30 | 25.33 | 402.30 |
| Patients Hospitalized with Critical COVID-19¹ | | | | | | |
| Overall | 18,597 | 0.2% | 16.28 | 68.72 | 320.83 | 2,570.14 |
| April 2020 | 1,758 | 9.5% | 8.50 | 154.60 | 687.66 | 2,368.63 |
| May 2020 | 923 | 5.0% | 6.58 | 52.40 | 475.45 | 2,785.99 |
| June 2020 | 808 | 4.3% | 5.93 | 34.49 | 250.62 | 2,458.92 |
| July 2020 | 1,439 | 7.7% | 13.88 | 53.32 | 323.68 | 2,579.78 |
| August 2020 | 1,055 | 5.7% | 11.18 | 40.32 | 329.97 | 2,619.82 |
| September 2020 | 811 | 4.4% | 9.79 | 32.74 | 268.37 | 2,696.14 |
| October 2020 | 1,347 | 7.2% | 16.46 | 48.58 | 276.38 | 2,722.31 |
| November 2020 | 2,460 | 13.2% | 37.48 | 78.11 | 242.47 | 2,672.46 |
| December 2020 | 2,964 | 15.9% | 52.92 | 113.56 | 312.33 | 2,653.30 |
| January 2021 | 2,764 | 14.9% | 46.71 | 123.26 | 333.33 | 2,456.45 |
| February 2021 | 1,259 | 6.8% | 24.21 | 81.12 | 342.31 | 2,455.63 |
| March 2021 | 1,009 | 5.4% | 15.97 | 59.32 | 325.58 | 2,509.33 |
| Hispanic or Latino | 3,196 | 0.0% | 23.97 | 110.91 | 336.74 | 2,171.79 |
| April 2020 | 366 | 11.5% | 16.76 | 284.34 | 694.76 | 2,173.40 |
| May 2020 | 226 | 7.1% | 13.91 | 102.80 | 462.64 | 2,461.87 |
| June 2020 | 274 | 8.6% | 16.80 | 81.17 | 255.74 | 2,431.23 |
| July 2020 | 384 | 12.0% | 32.25 | 131.25 | 338.68 | 2,306.31 |
| August 2020 | 192 | 6.0% | 17.07 | 76.01 | 337.43 | 2,010.47 |

Table 5. Summary of COVID-19 Outcomes of Interest, by Ethnicity and Month

| | Number of Patients | | Patients in Scenario per 10,000 Eligible Patients | Patients in Scenario per 10,000 Patients Tested for COVID-19 | Patients in Scenario per 10,000 Patients with COVID-19 | Patients in Scenario per 10,000 Patients Hospitalized with COVID-19 |
|-------------------------------|--------------------|-------------|---|--|--|---|
| | Number | Percent | Number | Number | Number | Number |
| All Eligible Patients | | | | | | |
| September 2020 | 120 | 3.8% | 12.33 | 50.47 | 279.46 | 1,990.05 |
| October 2020 | 210 | 6.6% | 20.99 | 77.69 | 338.76 | 2,362.20 |
| November 2020 | 308 | 9.6% | 38.47 | 107.01 | 270.89 | 2,127.07 |
| December 2020 | 407 | 12.7% | 57.43 | 154.01 | 306.45 | 2,145.49 |
| January 2021 | 392 | 12.3% | 55.62 | 154.93 | 311.26 | 1,938.67 |
| February 2021 | 170 | 5.3% | 28.30 | 106.47 | 325.23 | 1,942.86 |
| March 2021 | 147 | 4.6% | 18.60 | 82.80 | 362.87 | 2,322.27 |
| Not Hispanic or Latino | 14,638 | 0.1% | 16.18 | 67.03 | 336.79 | 2,658.89 |
| April 2020 | 1,248 | 8.5% | 7.09 | 138.37 | 699.28 | 2,350.73 |
| May 2020 | 645 | 4.4% | 5.55 | 45.60 | 506.88 | 2,876.90 |
| June 2020 | 494 | 3.4% | 4.45 | 26.94 | 267.33 | 2,437.10 |
| July 2020 | 1,006 | 6.9% | 12.07 | 46.26 | 351.07 | 2,719.65 |
| August 2020 | 821 | 5.6% | 10.94 | 38.75 | 352.88 | 2,827.13 |
| September 2020 | 657 | 4.5% | 10.02 | 32.66 | 290.50 | 2,851.56 |
| October 2020 | 1,089 | 7.4% | 16.92 | 47.97 | 284.78 | 2,770.29 |
| November 2020 | 2,100 | 14.3% | 41.34 | 80.80 | 255.47 | 2,786.99 |
| December 2020 | 2,465 | 16.8% | 57.35 | 116.91 | 332.11 | 2,749.58 |
| January 2021 | 2,260 | 15.4% | 54.33 | 125.52 | 354.10 | 2,545.33 |
| February 2021 | 1,032 | 7.1% | 29.74 | 83.05 | 363.67 | 2,551.93 |
| March 2021 | 821 | 5.6% | 18.95 | 60.34 | 339.58 | 2,554.45 |
| Other/Missing | 763 | 0.0% | 7.34 | 32.57 | 152.25 | 2,947.08 |
| April 2020 | 144 | 18.9% | 16.05 | 135.21 | 28.73 | 3,356.64 |
| May 2020 | 52 | 6.8% | 6.61 | 40.93 | 10.38 | 3,398.69 |
| June 2020 | 40 | 5.2% | 4.38 | 23.34 | 131.28 | 3,030.30 |
| July 2020 | 49 | 6.4% | 5.83 | 21.17 | 109.74 | 2,289.72 |
| August 2020 | 42 | 5.5% | 5.20 | 17.11 | 139.21 | 2,500.00 |
| September 2020 | 34 | 4.5% | 4.52 | 14.93 | 102.72 | 3,366.34 |
| October 2020 | 48 | 6.3% | 6.44 | 20.70 | 111.65 | 3,750.00 |

Table 5. Summary of COVID-19 Outcomes of Interest, by Ethnicity and Month

| | Number of Patients | | Patients in Scenario per 10,000 Eligible Patients | Patients in Scenario per 10,000 Patients Tested for COVID-19 | Patients in Scenario per 10,000 Patients with COVID-19 | Patients in Scenario per 10,000 Patients Hospitalized with COVID-19 |
|--|--------------------|-------------|---|--|--|---|
| | Number | Percent | Number | Number | Number | Number |
| All Eligible Patients | | | | | | |
| November 2020 | 52 | 6.8% | 7.61 | 19.81 | 65.95 | 2,342.34 |
| December 2020 | 92 | 12.1% | 15.47 | 38.73 | 124.36 | 2,977.35 |
| January 2021 | 112 | 14.7% | 10.64 | 59.32 | 172.23 | 3,190.88 |
| February 2021 | 57 | 7.5% | 5.04 | 38.06 | 179.47 | 2,740.38 |
| March 2021 | 41 | 5.4% | 3.43 | 25.20 | 148.39 | 2,356.32 |
| Patients Hospitalized with Critical COVID-19 who had a Death Record in the Query Period¹ | | | | | | |
| Overall | 6,730 | 0.1% | 5.89 | 24.87 | 116.10 | 930.10 |
| April 2020 | 804 | 11.9% | 3.89 | 70.70 | 314.49 | 1,083.27 |
| May 2020 | 280 | 4.2% | 2.00 | 15.90 | 144.23 | 845.16 |
| June 2020 | 243 | 3.6% | 1.78 | 10.37 | 75.37 | 739.50 |
| July 2020 | 489 | 7.3% | 4.72 | 18.12 | 109.99 | 876.66 |
| August 2020 | 363 | 5.4% | 3.85 | 13.87 | 113.53 | 901.42 |
| September 2020 | 289 | 4.3% | 3.49 | 11.67 | 95.63 | 960.77 |
| October 2020 | 501 | 7.4% | 6.12 | 18.07 | 102.79 | 1,012.53 |
| November 2020 | 906 | 13.5% | 13.80 | 28.77 | 89.30 | 984.25 |
| December 2020 | 1,237 | 18.4% | 22.08 | 47.39 | 130.35 | 1,107.33 |
| January 2021 | 1,065 | 15.8% | 18.00 | 47.50 | 128.44 | 946.50 |
| February 2021 | 417 | 6.2% | 8.02 | 26.87 | 113.38 | 813.34 |
| March 2021 | 136 | 2.0% | 2.15 | 8.00 | 43.88 | 338.22 |
| Hispanic or Latino | 1,146 | 0.0% | 8.59 | 39.77 | 120.74 | 778.74 |
| April 2020 | 172 | 15.0% | 7.88 | 133.62 | 326.50 | 1,021.38 |
| May 2020 | 54 | 4.7% | 3.32 | 24.56 | 110.54 | 588.24 |
| June 2020 | 79 | 6.9% | 4.84 | 23.40 | 73.74 | 700.98 |
| July 2020 | 121 | 10.6% | 10.16 | 41.36 | 106.72 | 726.73 |
| August 2020 | 61 | 5.3% | 5.42 | 24.15 | 107.21 | 638.74 |
| September 2020 | 37 | 3.2% | 3.80 | 15.56 | 86.17 | 613.60 |
| October 2020 | 71 | 6.2% | 7.10 | 26.27 | 114.53 | 798.65 |
| November 2020 | 128 | 11.2% | 15.99 | 44.47 | 112.58 | 883.98 |

Table 5. Summary of COVID-19 Outcomes of Interest, by Ethnicity and Month

| | Number of Patients | | Patients in Scenario per 10,000 Eligible Patients | Patients in Scenario per 10,000 Patients Tested for COVID-19 | Patients in Scenario per 10,000 Patients with COVID-19 | Patients in Scenario per 10,000 Patients Hospitalized with COVID-19 |
|-------------------------------|--------------------|-------------|---|--|--|---|
| | Number | Percent | Number | Number | Number | Number |
| All Eligible Patients | | | | | | |
| December 2020 | 171 | 14.9% | 24.13 | 64.71 | 128.76 | 901.42 |
| January 2021 | 158 | 13.8% | 22.42 | 62.45 | 125.46 | 781.40 |
| February 2021 | 69 | 6.0% | 11.49 | 43.21 | 132.01 | 788.57 |
| March 2021 | 25 | 2.2% | 3.16 | 14.08 | 61.71 | 394.94 |
| Not Hispanic or Latino | 5,278 | 0.0% | 5.83 | 24.17 | 121.44 | 958.71 |
| April 2020 | 560 | 10.6% | 3.18 | 62.09 | 313.78 | 1,054.81 |
| May 2020 | 211 | 4.0% | 1.82 | 14.92 | 165.82 | 941.12 |
| June 2020 | 149 | 2.8% | 1.34 | 8.12 | 80.63 | 735.08 |
| July 2020 | 351 | 6.7% | 4.21 | 16.14 | 122.49 | 948.91 |
| August 2020 | 280 | 5.3% | 3.73 | 13.22 | 120.35 | 964.19 |
| September 2020 | 238 | 4.5% | 3.63 | 11.83 | 105.24 | 1,032.99 |
| October 2020 | 410 | 7.8% | 6.37 | 18.06 | 107.22 | 1,042.99 |
| November 2020 | 754 | 14.3% | 14.84 | 29.01 | 91.73 | 1,000.66 |
| December 2020 | 1,030 | 19.5% | 23.97 | 48.85 | 138.77 | 1,148.91 |
| January 2021 | 862 | 16.3% | 20.72 | 47.88 | 135.06 | 970.83 |
| February 2021 | ***** | ***** | 9.48 | 26.48 | 115.94 | 813.55 |
| March 2021 | ***** | ***** | 2.40 | 7.64 | 43.02 | 323.58 |
| Other/Missing | 306 | 0.0% | 2.94 | 13.06 | 61.06 | 1,181.92 |
| April 2020 | 72 | 23.5% | 8.03 | 67.61 | 14.37 | 1,678.32 |
| May 2020 | 15 | 4.9% | 1.91 | 11.81 | 2.99 | 980.39 |
| June 2020 | 15 | 4.9% | 1.64 | 8.75 | 49.23 | 1,136.36 |
| July 2020 | 17 | 5.6% | 2.02 | 7.35 | 38.07 | 794.39 |
| August 2020 | 22 | 7.2% | 2.72 | 8.96 | 72.92 | 1,309.52 |
| September 2020 | 14 | 4.6% | 1.86 | 6.15 | 42.30 | 1,386.14 |
| October 2020 | 20 | 6.5% | 2.68 | 8.62 | 46.52 | 1,562.50 |
| November 2020 | 24 | 7.8% | 3.51 | 9.14 | 30.44 | 1,081.08 |
| December 2020 | 36 | 11.8% | 6.05 | 15.16 | 48.66 | 1,165.05 |
| January 2021 | 45 | 14.7% | 4.27 | 23.83 | 69.20 | 1,282.05 |

Table 5. Summary of COVID-19 Outcomes of Interest, by Ethnicity and Month

| | Number of Patients | | Patients in Scenario per 10,000 Eligible Patients | Patients in Scenario per 10,000 Patients Tested for COVID-19 | Patients in Scenario per 10,000 Patients with COVID-19 | Patients in Scenario per 10,000 Patients Hospitalized with COVID-19 |
|------------------------------|--------------------|---------|---|--|--|---|
| | Number | Percent | Number | Number | Number | Number |
| All Eligible Patients | ***** | ***** | 1.68 | 12.69 | 59.82 | 913.46 |
| February 2021 | ***** | ***** | 0.59 | 4.30 | 25.33 | 402.30 |
| March 2021 | ***** | ***** | | | | |

¹Percentages shown in shaded rows use the "All Eligible Patients" cohort as a denominator, whereas percentages month/year rows use the respective total for that ethnicity strata as a denominator.

***** Cell has been masked to protect patient privacy.

Table 6. Summary of Death Sources Among Patients with COVID-19 Outcomes who had a Death Record¹ in the Query Period

| | Number of Patients |
|--|---------------------------|
| Patients with COVID-19 who had a Death Record in the Query Period | 12,224 |
| Social Security | 175 |
| Derived | ***** |
| Other, locally defined | 10,333 |
| National Death Index | ***** |
| No information | 485 |
| Other | 0 |
| State Death files | 1,292 |
| Tumor data | 0 |
| Unknown | 0 |
| Patients Hospitalized with COVID-19 who had a Death Record in the Query Period | 9,936 |
| Social Security | 72 |
| Derived | ***** |
| Other, locally defined | 5,797 |
| National Death Index | ***** |
| No information | 392 |
| Other | 0 |
| State Death files | 516 |
| Tumor data | 0 |
| Unknown | 0 |
| Patients Hospitalized with Critical COVID-19 who had a Death Record in the Query Period | 6,730 |
| Social Security | 127 |
| Derived | ***** |
| Other, locally defined | 8,454 |
| National Death Index | ***** |
| No information | 461 |
| Other | 0 |
| State Death files | 946 |
| Tumor data | 0 |
| Unknown | 0 |

¹A single patient may have multiple sources of death information.

***** Cell has been masked to protect patient privacy.

Appendix A. List of Logical Observation Identifiers Names and Codes (LOINC) and International Classification of Diseases, Tenth Revision, Clinical Modification (ICD-10-CM) Codes Used to Define Index Events for this Request

| Code | Description | Code Category | Code Type |
|-----------------|---|---------------|-----------|
| COVID-19 | | | |
| U07.1 | COVID-19 | Diagnosis | ICD-10-CM |
| 94307-6 | SARS-CoV-2 (COVID-19) N gene [Presence] in Specimen by Nucleic acid amplification using CDC primer-probe set N1 | Lab | LOINC |
| 94308-4 | SARS-CoV-2 (COVID-19) N gene [Presence] in Specimen by Nucleic acid amplification using CDC primer-probe set N2 | Lab | LOINC |
| 94309-2 | SARS-CoV-2 (COVID-19) RNA [Presence] in Specimen by NAA with probe detection | Lab | LOINC |
| 94314-2 | SARS-CoV-2 (COVID-19) RdRp gene [Presence] in Specimen by NAA with probe detection | Lab | LOINC |
| 94316-7 | SARS-CoV-2 (COVID-19) N gene [Presence] in Specimen by NAA with probe detection | Lab | LOINC |
| 94500-6 | SARS-CoV-2 (COVID-19) RNA [Presence] in Respiratory specimen by NAA with probe detection | Lab | LOINC |
| 94533-7 | SARS-CoV-2 (COVID-19) N gene [Presence] in Respiratory specimen by NAA with probe detection | Lab | LOINC |
| 94534-5 | SARS-CoV-2 (COVID-19) RdRp gene [Presence] in Respiratory specimen by NAA with probe detection | Lab | LOINC |
| 94559-2 | SARS-CoV-2 (COVID-19) ORF1ab region [Presence] in Respiratory specimen by NAA with probe detection | Lab | LOINC |
| 94565-9 | SARS-CoV-2 (COVID-19) RNA [Presence] in Nasopharynx by NAA with non-probe detection | Lab | LOINC |
| 94639-2 | SARS-CoV-2 (COVID-19) ORF1ab region [Presence] in Specimen by NAA with probe detection | Lab | LOINC |
| 94640-0 | SARS-CoV-2 (COVID-19) S gene [Presence] in Respiratory specimen by NAA with probe detection | Lab | LOINC |
| 94641-8 | SARS-CoV-2 (COVID-19) S gene [Presence] in Specimen by NAA with probe detection | Lab | LOINC |
| 94660-8 | SARS-CoV-2 (COVID-19) RNA [Presence] in Serum or Plasma by NAA with probe detection | Lab | LOINC |
| 94756-4 | SARS-CoV-2 (COVID-19) N gene [Presence] in Respiratory specimen by Nucleic acid amplification using CDC primer-probe set N1 | Lab | LOINC |
| 94757-2 | SARS-CoV-2 (COVID-19) N gene [Presence] in Respiratory specimen by Nucleic acid amplification using CDC primer-probe set N2 | Lab | LOINC |
| 94759-8 | SARS-CoV-2 (COVID-19) RNA [Presence] in Nasopharynx by NAA with probe detection | Lab | LOINC |
| 94760-6 | SARS-CoV-2 (COVID-19) N gene [Presence] in Nasopharynx by NAA with probe detection | Lab | LOINC |
| 94766-3 | SARS-CoV-2 (COVID-19) N gene [Presence] in Serum or Plasma by NAA with probe detection | Lab | LOINC |
| 94767-1 | SARS-CoV-2 (COVID-19) S gene [Presence] in Serum or Plasma by NAA with probe detection | Lab | LOINC |

Appendix A. List of Logical Observation Identifiers Names and Codes (LOINC) and International Classification of Diseases, Tenth Revision, Clinical Modification (ICD-10-CM) Codes Used to Define Index Events for this Request

| Code | Description | Code Category | Code Type |
|-------------|--|----------------------|------------------|
| 94845-5 | SARS-CoV-2 (COVID-19) RNA [Presence] in Saliva (oral fluid) by NAA with probe detection | Lab | LOINC |
| 95406-5 | SARS-CoV-2 (COVID-19) RNA [Presence] in Nose by NAA with probe | Lab | LOINC |
| 95409-9 | SARS-CoV-2 (COVID-19) N gene [Presence] in Nose by NAA with probe detection | Lab | LOINC |
| 95424-8 | SARS-CoV-2 (COVID-19) RNA [Presence] in Respiratory specimen by Sequencing | Lab | LOINC |
| 95425-5 | SARS-CoV-2 (COVID-19) N gene [Presence] in Saliva (oral fluid) by NAA with probe detection | Lab | LOINC |
| 95608-6 | SARS-CoV-2 (COVID-19) RNA [Presence] in Respiratory specimen by NAA with non-probe detection | Lab | LOINC |
| 95609-4 | SARS-CoV-2 (COVID-19) S gene [Presence] in Respiratory specimen by Sequencing | Lab | LOINC |
| 95824-9 | SARS-CoV-2 (COVID-19) ORF1ab region [Presence] in Saliva (oral fluid) by NAA with probe detection | Lab | LOINC |
| 96091-4 | SARS-CoV-2 (COVID-19) RdRp gene [Presence] in Saliva (oral fluid) by NAA with probe detection | Lab | LOINC |
| 96120-1 | SARS-CoV-2 (COVID-19) RdRp gene [Presence] in Lower respiratory specimen by NAA with probe detection | Lab | LOINC |
| 96123-5 | SARS-CoV-2 (COVID-19) RdRp gene [Presence] in Upper respiratory specimen by NAA with probe detection | Lab | LOINC |
| 96448-6 | SARS-CoV-2 (COVID-19) N gene [Presence] in Saliva (oral fluid) by Nucleic acid amplification using CDC primer-probe set N1 | Lab | LOINC |
| 96765-3 | SARS-CoV-2 (COVID-19) S gene [Presence] in Saliva (oral fluid) by NAA with probe detection | Lab | LOINC |
| 96797-6 | SARS-CoV-2 (COVID-19) RNA [Presence] in Oropharyngeal wash by NAA with probe detection | Lab | LOINC |
| 96829-7 | SARS-CoV-2 (COVID-19) RNA [Presence] in Specimen from Donor by NAA with probe detection | Lab | LOINC |
| 96958-4 | SARS-CoV-2 (COVID-19) N gene [Presence] in Saliva (oral fluid) by Nucleic acid amplification using CDC primer-probe set N2 | Lab | LOINC |
| 96986-5 | SARS-CoV-2 (COVID-19) N gene [Presence] in Nose by NAA with non-probe detection | Lab | LOINC |
| 94310-0 | SARS-like coronavirus N gene [Presence] in Unspecified specimen by NAA with probe detection | Lab | LOINC |
| 94315-9 | SARS-related coronavirus E gene [Presence] in Unspecified specimen by NAA with probe detection | Lab | LOINC |
| 94532-9 | SARS-related coronavirus+MERS coronavirus RNA [Presence] in Respiratory specimen by NAA with probe detection | Lab | LOINC |
| 94647-5 | SARS-related coronavirus RNA [Presence] in Unspecified specimen by NAA with probe detection | Lab | LOINC |
| 94758-0 | SARS-related coronavirus E gene [Presence] in Respiratory specimen by NAA with probe detection | Lab | LOINC |

Appendix A. List of Logical Observation Identifiers Names and Codes (LOINC) and International Classification of Diseases, Tenth Revision, Clinical Modification (ICD-10-CM) Codes Used to Define Index Events for this Request

| Code | Description | Code Category | Code Type |
|-------------|--|----------------------|------------------|
| 94765-5 | SARS-related coronavirus E gene [Presence] in Serum or Plasma by NAA with probe detection | Lab | LOINC |
| 95423-0 | Influenza virus A and B and SARS-CoV-2 (COVID-19) identified in Respiratory specimen by NAA with probe detection | Lab | LOINC |
| 95823-1 | SARS-related coronavirus E gene [Presence] in Saliva (oral fluid) by NAA with probe detection | Lab | LOINC |
| 95826-4 | SARS-CoV-2 (COVID-19) RNA panel - Saliva (oral fluid) by NAA with probe detection | Lab | LOINC |
| 96094-8 | SARS-CoV-2 (COVID-19) and SARS-related CoV RNA panel - Respiratory specimen by NAA with probe detection | Lab | LOINC |
| 96121-9 | SARS-related coronavirus E gene [Presence] in Lower respiratory specimen by NAA with probe detection | Lab | LOINC |
| 96122-7 | SARS-related coronavirus E gene [Presence] in Upper respiratory specimen by NAA with probe detection | Lab | LOINC |
| 96751-3 | SARS-CoV-2 (COVID-19) S gene mutation detected [Identifier] in Specimen by Molecular genetics method | Lab | LOINC |
| 96752-1 | SARS-CoV-2 (COVID-19) S gene mutation [Presence] in Specimen by Molecular genetics method | Lab | LOINC |
| 96763-8 | SARS-CoV-2 (COVID-19) E gene [Presence] in Respiratory specimen by NAA with probe detection | Lab | LOINC |
| 96957-6 | SARS-CoV-2 (COVID-19) M gene [Presence] in Upper respiratory specimen by NAA with probe detection | Lab | LOINC |
| 97098-8 | SARS-CoV-2 (COVID-19) Nsp2 gene [Presence] in Upper respiratory specimen by NAA with probe detection | Lab | LOINC |
| 94502-2 | SARS-related coronavirus RNA [Presence] in Respiratory specimen by NAA with probe detection | Lab | LOINC |
| 94306-8 | SARS-CoV-2 (COVID-19) RNA panel - Unspecified specimen by NAA with probe detection | Lab | LOINC |
| 96897-4 | SARS-CoV-2 (COVID-19) RNA panel - Oropharyngeal wash by NAA with probe detection | Lab | LOINC |

Appendix B. List of International Classification of Diseases, Tenth Revision, Clinical Modification (ICD-10-CM), International Classification of Diseases, Tenth Revision, Procedure Coding System (ICD-10-PCS), Revenue, Healthcare Common Procedure Coding System (HCPCS), and Current Procedural Terminology (CPT) Codes Used to Define Inclusion and Exclusion Criteria for this Request

| Code | Description | Code Category | Code Type |
|--------------------------|---|---------------|-----------|
| Critical COVID-19 | | | |
| 200 | ICU general | Procedure | Revenue |
| 201 | ICU surgical | Procedure | Revenue |
| 202 | ICU medical | Procedure | Revenue |
| 203 | ICU pediatric | Procedure | Revenue |
| 204 | ICU psychiatric stay | Procedure | Revenue |
| 206 | ICU intermediate | Procedure | Revenue |
| 207 | ICU burn care | Procedure | Revenue |
| 208 | ICU trauma | Procedure | Revenue |
| 209 | ICU other | Procedure | Revenue |
| 210 | CCU | Procedure | Revenue |
| 211 | CCU myo infarc | Procedure | Revenue |
| 212 | CCU pulmonary | Procedure | Revenue |
| 213 | CCU transplant | Procedure | Revenue |
| 214 | CCU intermediate | Procedure | Revenue |
| 219 | CCU other | Procedure | Revenue |
| G0390 | Trauma response team associated with hospital critical care service | Procedure | HCPCS/CPT |
| G0509 | Telehealth consultation, critical care, subsequent, physicians typically spend 50 minutes communicating with the patient and providers via telehealth | Procedure | HCPCS/CPT |
| G0508 | Telehealth consultation, critical care, initial, physicians typically spend 60 minutes communicating with the patient and providers via telehealth | Procedure | HCPCS/CPT |
| 99485 | Supervision by a control physician of interfacility transport care of the critically ill or critically injured pediatric patient, 24 months of age or younger, includes two-way communication with transport team before transport, at the referring facility and during the transport, including data interpretation and report; first 30 minutes | Procedure | HCPCS/CPT |
| 99486 | Supervision by a control physician of interfacility transport care of the critically ill or critically injured pediatric patient, 24 months of age or younger, includes two-way communication with transport team before transport, at the referring facility and during the transport, including data interpretation and report; each additional 30 minutes (List separately in addition to code for | Procedure | HCPCS/CPT |
| 99478 | Subsequent intensive care, per day, for the evaluation and management of the recovering very low birth weight infant (present body weight less than 1500 grams) | Procedure | HCPCS/CPT |
| 99479 | Subsequent intensive care, per day, for the evaluation and management of the recovering low birth weight infant (present body weight of 1500-2500 | Procedure | HCPCS/CPT |
| 99480 | Subsequent intensive care, per day, for the evaluation and management of the recovering infant (present body weight of 2501-5000 grams) | Procedure | HCPCS/CPT |
| 99294 | Subsequent inpatient pediatric critical care, per day, for the evaluation and management of a critically ill infant or young child, 29 days through 24 months of age | Procedure | HCPCS/CPT |

Appendix B. List of International Classification of Diseases, Tenth Revision, Clinical Modification (ICD-10-CM), International Classification of Diseases, Tenth Revision, Procedure Coding System (ICD-10-PCS), Revenue, Healthcare Common Procedure Coding System (HCPCS), and Current Procedural Terminology (CPT) Codes Used to Define Inclusion and Exclusion Criteria for this Request

| Code | Description | Code Category | Code Type |
|-------------|--|----------------------|------------------|
| 99472 | Subsequent inpatient pediatric critical care, per day, for the evaluation and management of a critically ill infant or young child, 29 days through 24 months of age | Procedure | HCPCS/CPT |
| 99476 | Subsequent inpatient pediatric critical care, per day, for the evaluation and management of a critically ill infant or young child, 2 through 5 years of age | Procedure | HCPCS/CPT |
| 99469 | Subsequent inpatient neonatal critical care, per day, for the evaluation and management of a critically ill neonate, 28 days of age or younger | Procedure | HCPCS/CPT |
| 99296 | Subsequent inpatient neonatal critical care, per day, for the evaluation and management of a critically ill neonate, 28 days of age or less | Procedure | HCPCS/CPT |
| 0188T | Remote real-time interactive video-conferenced critical care, evaluation and management of the critically ill or critically injured patient; first 30-74 minutes | Procedure | HCPCS/CPT |
| 0189T | Remote real-time interactive video-conferenced critical care, evaluation and management of the critically ill or critically injured patient; each additional 30 minutes (List separately in addition to code for primary service) | Procedure | HCPCS/CPT |
| 0581F | Patient transferred directly from anesthetizing location to critical care unit (Peri2) | Procedure | HCPCS/CPT |
| 99293 | Initial inpatient pediatric critical care, per day, for the evaluation and management of a critically ill infant or young child, 29 days through 24 months of age | Procedure | HCPCS/CPT |
| 99471 | Initial inpatient pediatric critical care, per day, for the evaluation and management of a critically ill infant or young child, 29 days through 24 months of age | Procedure | HCPCS/CPT |
| 99475 | Initial inpatient pediatric critical care, per day, for the evaluation and management of a critically ill infant or young child, 2 through 5 years of age | Procedure | HCPCS/CPT |
| 99468 | Initial inpatient neonatal critical care, per day, for the evaluation and management of a critically ill neonate, 28 days of age or younger | Procedure | HCPCS/CPT |
| 99295 | Initial inpatient neonatal critical care, per day, for the evaluation and management of a critically ill neonate, 28 days of age or less | Procedure | HCPCS/CPT |
| 99477 | Initial hospital care, per day, for the evaluation and management of the neonate, 28 days of age or younger, who requires intensive observation, frequent interventions, and other intensive care services | Procedure | HCPCS/CPT |
| 99171 | Critical Care, Subsequent Follow-up Visit; Brief Examination, Evaluation And/or Treatment For Same Illness | Procedure | HCPCS/CPT |
| 99160 | Critical Care, Initial, Including The Diagnostic And Therapeutic Services And Direction Of Care Of The Critically Ill Or Multiply Injured Or Comatose Patient, Requiring The Prolonged Presence Of The Physician; First Hour | Procedure | HCPCS/CPT |
| 99162 | Critical Care, Initial, Including The Diagnostic And Therapeutic Services And Direction Of Care Of The Critically Ill Or Multiply Injured Or Comatose Patient, Requiring The Prolonged Presence Of The Physician; Each Additional 30 | Procedure | HCPCS/CPT |

Appendix B. List of International Classification of Diseases, Tenth Revision, Clinical Modification (ICD-10-CM), International Classification of Diseases, Tenth Revision, Procedure Coding System (ICD-10-PCS), Revenue, Healthcare Common Procedure Coding System (HCPCS), and Current Procedural Terminology (CPT) Codes Used to Define Inclusion and Exclusion Criteria for this Request

| Code | Description | Code Category | Code Type |
|-------------|--|----------------------|------------------|
| 99291 | Critical care, evaluation and management of the critically ill or critically injured patient; first 30-74 minutes | Procedure | HCPCS/CPT |
| 99292 | Critical care, evaluation and management of the critically ill or critically injured patient; each additional 30 minutes (List separately in addition to code for primary service) | Procedure | HCPCS/CPT |
| 99289 | Critical care services delivered by a physician, face-to-face, during an interfacility transport of critically ill or critically injured pediatric patient, 24 months of age or less; first 30-74 minutes of hands on care during transport | Procedure | HCPCS/CPT |
| 99290 | Critical care services delivered by a physician, face-to-face, during an interfacility transport of critically ill or critically injured pediatric patient, 24 months of age or less; each additional 30 minutes (List separately in addition to code for primary service) | Procedure | HCPCS/CPT |
| G0240 | Critical care service delivered by a physician, face to face; during interfacility transport of a critically ill or critically injured patient; first 30-74 minutes of active transport | Procedure | HCPCS/CPT |
| 99466 | Critical care face-to-face services, during an interfacility transport of critically ill or critically injured pediatric patient, 24 months of age or younger; first 30-74 minutes of hands-on care during transport | Procedure | HCPCS/CPT |
| 99467 | Critical care face-to-face services, during an interfacility transport of critically ill or critically injured pediatric patient, 24 months of age or younger; each additional 30 minutes (List separately in addition to code for primary service) | Procedure | HCPCS/CPT |
| 33989 | Removal of left heart vent by thoracic incision (eg, sternotomy, thoracotomy) for ECMO/ECLS | Procedure | HCPCS/CPT |
| 33988 | Insertion of left heart vent by thoracic incision (eg, sternotomy, thoracotomy) for ECMO/ECLS | Procedure | HCPCS/CPT |
| 36822 | Insertion of cannula(s) for prolonged extracorporeal circulation for cardiopulmonary insufficiency (ECMO) (separate procedure) | Procedure | HCPCS/CPT |
| 33957 | Extracorporeal membrane oxygenation (ECMO)/extracorporeal life support (ECLS) provided by physician; reposition peripheral (arterial and/or venous) cannula(e), percutaneous, birth through 5 years of age (includes fluoroscopic guidance, when performed) | Procedure | HCPCS/CPT |
| 33958 | Extracorporeal membrane oxygenation (ECMO)/extracorporeal life support (ECLS) provided by physician; reposition peripheral (arterial and/or venous) cannula(e), percutaneous, 6 years and older (includes fluoroscopic guidance, when performed) | Procedure | HCPCS/CPT |
| 33959 | Extracorporeal membrane oxygenation (ECMO)/extracorporeal life support (ECLS) provided by physician; reposition peripheral (arterial and/or venous) cannula(e), open, birth through 5 years of age (includes fluoroscopic guidance, when performed) | Procedure | HCPCS/CPT |

Appendix B. List of International Classification of Diseases, Tenth Revision, Clinical Modification (ICD-10-CM), International Classification of Diseases, Tenth Revision, Procedure Coding System (ICD-10-PCS), Revenue, Healthcare Common Procedure Coding System (HCPCS), and Current Procedural Terminology (CPT) Codes Used to Define Inclusion and Exclusion Criteria for this Request

| Code | Description | Code Category | Code Type |
|-------------|---|----------------------|------------------|
| 33962 | Extracorporeal membrane oxygenation (ECMO)/extracorporeal life support (ECLS) provided by physician; reposition peripheral (arterial and/or venous) cannula(e), open, 6 years and older (includes fluoroscopic guidance, when performed) | Procedure | HCPCS/CPT |
| 33963 | Extracorporeal membrane oxygenation (ECMO)/extracorporeal life support (ECLS) provided by physician; reposition of central cannula(e) by sternotomy or thoracotomy, birth through 5 years of age (includes fluoroscopic guidance, when performed) | Procedure | HCPCS/CPT |
| 33964 | Extracorporeal membrane oxygenation (ECMO)/extracorporeal life support (ECLS) provided by physician; reposition central cannula(e) by sternotomy or thoracotomy, 6 years and older (includes fluoroscopic guidance, when performed) | Procedure | HCPCS/CPT |
| 33965 | Extracorporeal membrane oxygenation (ECMO)/extracorporeal life support (ECLS) provided by physician; removal of peripheral (arterial and/or venous) cannula(e), percutaneous, birth through 5 years of age | Procedure | HCPCS/CPT |
| 33966 | Extracorporeal membrane oxygenation (ECMO)/extracorporeal life support (ECLS) provided by physician; removal of peripheral (arterial and/or venous) cannula(e), percutaneous, 6 years and older | Procedure | HCPCS/CPT |
| 33969 | Extracorporeal membrane oxygenation (ECMO)/extracorporeal life support (ECLS) provided by physician; removal of peripheral (arterial and/or venous) cannula(e), open, birth through 5 years of age | Procedure | HCPCS/CPT |
| 33984 | Extracorporeal membrane oxygenation (ECMO)/extracorporeal life support (ECLS) provided by physician; removal of peripheral (arterial and/or venous) cannula(e), open, 6 years and older | Procedure | HCPCS/CPT |
| 33985 | Extracorporeal membrane oxygenation (ECMO)/extracorporeal life support (ECLS) provided by physician; removal of central cannula(e) by sternotomy or thoracotomy, birth through 5 years of age | Procedure | HCPCS/CPT |
| 33986 | Extracorporeal membrane oxygenation (ECMO)/extracorporeal life support (ECLS) provided by physician; removal of central cannula(e) by sternotomy or thoracotomy, 6 years and older | Procedure | HCPCS/CPT |
| 33951 | Extracorporeal membrane oxygenation (ECMO)/extracorporeal life support (ECLS) provided by physician; insertion of peripheral (arterial and/or venous) cannula(e), percutaneous, birth through 5 years of age (includes fluoroscopic guidance, when performed) | Procedure | HCPCS/CPT |
| 33952 | Extracorporeal membrane oxygenation (ECMO)/extracorporeal life support (ECLS) provided by physician; insertion of peripheral (arterial and/or venous) cannula(e), percutaneous, 6 years and older (includes fluoroscopic guidance, when performed) | Procedure | HCPCS/CPT |
| 33953 | Extracorporeal membrane oxygenation (ECMO)/extracorporeal life support (ECLS) provided by physician; insertion of peripheral (arterial and/or venous) cannula(e), open, birth through 5 years of age | Procedure | HCPCS/CPT |

Appendix B. List of International Classification of Diseases, Tenth Revision, Clinical Modification (ICD-10-CM), International Classification of Diseases, Tenth Revision, Procedure Coding System (ICD-10-PCS), Revenue, Healthcare Common Procedure Coding System (HCPCS), and Current Procedural Terminology (CPT) Codes Used to Define Inclusion and Exclusion Criteria for this Request

| Code | Description | Code Category | Code Type |
|-------------|---|----------------------|------------------|
| 33954 | Extracorporeal membrane oxygenation (ECMO)/extracorporeal life support (ECLS) provided by physician; insertion of peripheral (arterial and/or venous) cannula(e), open, 6 years and older | Procedure | HCPCS/CPT |
| 33955 | Extracorporeal membrane oxygenation (ECMO)/extracorporeal life support (ECLS) provided by physician; insertion of central cannula(e) by sternotomy or thoracotomy, birth through 5 years of age | Procedure | HCPCS/CPT |
| 33956 | Extracorporeal membrane oxygenation (ECMO)/extracorporeal life support (ECLS) provided by physician; insertion of central cannula(e) by sternotomy or thoracotomy, 6 years and older | Procedure | HCPCS/CPT |
| 33946 | Extracorporeal membrane oxygenation (ECMO)/extracorporeal life support (ECLS) provided by physician; initiation, veno-venous | Procedure | HCPCS/CPT |
| 33947 | Extracorporeal membrane oxygenation (ECMO)/extracorporeal life support (ECLS) provided by physician; initiation, veno-arterial | Procedure | HCPCS/CPT |
| 33948 | Extracorporeal membrane oxygenation (ECMO)/extracorporeal life support (ECLS) provided by physician; daily management, each day, veno-venous | Procedure | HCPCS/CPT |
| 33949 | Extracorporeal membrane oxygenation (ECMO)/extracorporeal life support (ECLS) provided by physician; daily management, each day, veno-arterial | Procedure | HCPCS/CPT |
| 33987 | Arterial exposure with creation of graft conduit (eg, chimney graft) to facilitate arterial perfusion for ECMO/ECLS (List separately in addition to code for primary procedure) | Procedure | HCPCS/CPT |
| 5A15223 | Extracorporeal Membrane Oxygenation, Continuous | Procedure | ICD-10-PCS |
| 5A1522F | Extracorporeal Oxygenation, Membrane, Central | Procedure | ICD-10-PCS |
| 5A1522G | Extracorporeal Oxygenation, Membrane, Peripheral Veno-arterial | Procedure | ICD-10-PCS |
| 5A1522H | Extracorporeal Oxygenation, Membrane, Peripheral Veno-venous | Procedure | ICD-10-PCS |
| 5A15A2F | Extracorporeal Oxygenation, Membrane, Central, Intraoperative | Procedure | ICD-10-PCS |
| 5A15A2G | Extracorporeal Oxygenation, Membrane, Peripheral Veno-arterial, Intraoperative | Procedure | ICD-10-PCS |
| 5A15A2H | Extracorporeal Oxygenation, Membrane, Peripheral Veno-venous, Intraoperative | Procedure | ICD-10-PCS |
| 31500 | Intubation, endotracheal, emergency procedure | Procedure | HCPCS/CPT |
| 91000 | Esophageal intubation and collection of washings for cytology, including preparation of specimens (separate procedure) | Procedure | HCPCS/CPT |
| A0396 | ALS specialized service disposable supplies; esophageal intubation | Procedure | HCPCS/CPT |
| 94657 | Ventilation assist and management, initiation of pressure or volume preset ventilators for assisted or controlled breathing; subsequent days | Procedure | HCPCS/CPT |
| 94004 | Ventilation assist and management, initiation of pressure or volume preset ventilators for assisted or controlled breathing; nursing facility, per day | Procedure | HCPCS/CPT |
| 94002 | Ventilation assist and management, initiation of pressure or volume preset ventilators for assisted or controlled breathing; hospital inpatient/observation, initial day | Procedure | HCPCS/CPT |

Appendix B. List of International Classification of Diseases, Tenth Revision, Clinical Modification (ICD-10-CM), International Classification of Diseases, Tenth Revision, Procedure Coding System (ICD-10-PCS), Revenue, Healthcare Common Procedure Coding System (HCPCS), and Current Procedural Terminology (CPT) Codes Used to Define Inclusion and Exclusion Criteria for this Request

| Code | Description | Code Category | Code Type |
|-------------|--|----------------------|------------------|
| 94003 | Ventilation assist and management, initiation of pressure or volume preset ventilators for assisted or controlled breathing; hospital inpatient/observation, each subsequent day | Procedure | HCPCS/CPT |
| 94656 | Ventilation assist and management, initiation of pressure or volume preset ventilators for assisted or controlled breathing; first day | Procedure | HCPCS/CPT |
| 4168F | Patient receiving care in the intensive care unit (ICU) and receiving mechanical ventilation, 24 hours or less (CRIT) | Procedure | HCPCS/CPT |
| A4483 | Moisture exchanger, disposable, for use with invasive mechanical ventilation | Procedure | HCPCS/CPT |
| E0481 | Intrapulmonary percussive ventilation system and related accessories | Procedure | HCPCS/CPT |
| 94662 | Continuous negative pressure ventilation (CNP), initiation and management | Procedure | HCPCS/CPT |
| 09HN7BZ | Insertion of Airway into Nasopharynx, Via Natural or Artificial Opening | Procedure | ICD-10-PCS |
| 09HN8BZ | Insertion of Airway into Nasopharynx, Via Natural or Artificial Opening Endoscopic | Procedure | ICD-10-PCS |
| 0BH13EZ | Insertion of Endotracheal Airway into Trachea, Percutaneous Approach | Procedure | ICD-10-PCS |
| 0BH17EZ | Insertion of Endotracheal Airway into Trachea, Via Natural or Artificial | Procedure | ICD-10-PCS |
| 0BH18EZ | Insertion of Endotracheal Airway into Trachea, Via Natural or Artificial Opening Endoscopic | Procedure | ICD-10-PCS |
| 0CHY7BZ | Insertion of Airway into Mouth and Throat, Via Natural or Artificial Opening | Procedure | ICD-10-PCS |
| 0CHY8BZ | Insertion of Airway into Mouth and Throat, Via Natural or Artificial Opening Endoscopic | Procedure | ICD-10-PCS |
| 0DH57BZ | Insertion of Airway into Esophagus, Via Natural or Artificial Opening | Procedure | ICD-10-PCS |
| 0DH58BZ | Insertion of Airway into Esophagus, Via Natural or Artificial Opening | Procedure | ICD-10-PCS |
| 0WHQ73Z | Insertion of Infusion Device into Respiratory Tract, Via Natural or Artificial Opening | Procedure | ICD-10-PCS |
| 0WHQ7YZ | Insertion of Other Device into Respiratory Tract, Via Natural or Artificial Opening | Procedure | ICD-10-PCS |
| 5A09357 | Assistance with Respiratory Ventilation, Less than 24 Consecutive Hours, Continuous Positive Airway Pressure | Procedure | ICD-10-PCS |
| 5A09457 | Assistance with Respiratory Ventilation, 24-96 Consecutive Hours, Continuous Positive Airway Pressure | Procedure | ICD-10-PCS |
| 5A09557 | Assistance with Respiratory Ventilation, Greater than 96 Consecutive Hours, Continuous Positive Airway Pressure | Procedure | ICD-10-PCS |
| 5A1935Z | Respiratory Ventilation, Less than 24 Consecutive Hours | Procedure | ICD-10-PCS |
| 5A1945Z | Respiratory Ventilation, 24-96 Consecutive Hours | Procedure | ICD-10-PCS |
| 5A1955Z | Respiratory Ventilation, Greater than 96 Consecutive Hours | Procedure | ICD-10-PCS |
| N17.9 | ACUTE KIDNEY FAILURE UNSPECIFIED | Diagnosis | ICD-10-CM |
| N17.1 | ACUTE KIDNEY FAILURE W/ ACUTE CORTICAL NECROSIS | Diagnosis | ICD-10-CM |
| N17.2 | ACUTE KIDNEY FAILURE WITH MEDULLARY NECROSIS | Diagnosis | ICD-10-CM |
| N17.0 | ACUTE RENAL FAILURE WITH TUBULAR NECROSIS | Diagnosis | ICD-10-CM |
| Z99.2 | DEPENDENCE ON RENAL DIALYSIS | Diagnosis | ICD-10-CM |
| N17.8 | OTHER ACUTE KIDNEY FAILURE | Diagnosis | ICD-10-CM |

Appendix B. List of International Classification of Diseases, Tenth Revision, Clinical Modification (ICD-10-CM), International Classification of Diseases, Tenth Revision, Procedure Coding System (ICD-10-PCS), Revenue, Healthcare Common Procedure Coding System (HCPCS), and Current Procedural Terminology (CPT) Codes Used to Define Inclusion and Exclusion Criteria for this Request

| Code | Description | Code Category | Code Type |
|-------------|--|----------------------|------------------|
| 90947 | Dialysis procedure other than hemodialysis (eg, peritoneal dialysis, hemofiltration, or other continuous renal replacement therapies) requiring repeated evaluations by a physician or other qualified health care professional, with or without substantial revision of dialysis prescription | Procedure | HCPCS/CPT |
| 90945 | Dialysis procedure other than hemodialysis (eg, peritoneal dialysis, hemofiltration, or other continuous renal replacement therapies), with single evaluation by a physician or other qualified health care professional | Procedure | HCPCS/CPT |
| 90996 | Continuous Arteriovenous Hemofiltration (cavh) (per Day) | Procedure | HCPCS/CPT |
| 90935 | Hemodialysis procedure with single evaluation by a physician or other qualified health care professional | Procedure | HCPCS/CPT |
| 90999 | Unlisted dialysis procedure, inpatient or outpatient | Procedure | HCPCS/CPT |
| G8727 | Patient receiving hemodialysis, peritoneal dialysis or kidney transplantation | Procedure | HCPCS/CPT |
| G8715 | Hemodialysis treatment performed less than 3 times per week or greater than 3 times per week | Procedure | HCPCS/CPT |
| G8714 | Hemodialysis treatment performed exactly 3 times per week > 90 days | Procedure | HCPCS/CPT |
| G8076 | ESRD patient with documented dialysis dose of URR less than 65% (or Kt/V less than 1.2) | Procedure | HCPCS/CPT |
| G8075 | ESRD patient with documented dialysis dose of URR greater than or equal to 65% (or Kt/ V greater than or equal to 1.2) | Procedure | HCPCS/CPT |
| G0492 | Dialysis procedure with single evaluation by a physician or other qualified health care professional for acute kidney injury without ESRD | Procedure | HCPCS/CPT |
| G0491 | Dialysis procedure at a Medicare certified ESRD facility for acute kidney injury without ESRD | Procedure | HCPCS/CPT |
| 90985 | Peritoneal Dialysis For End-stage Renal Disease (esrd) | Procedure | HCPCS/CPT |
| 90984 | Peritoneal Dialysis For End-stage Renal Disease (esrd) | Procedure | HCPCS/CPT |
| 90983 | Peritoneal Dialysis For End-stage Renal Disease (esrd) | Procedure | HCPCS/CPT |
| 90982 | Peritoneal Dialysis For End-stage Renal Disease (esrd) | Procedure | HCPCS/CPT |
| 90979 | Peritoneal Dialysis For End-stage Renal Disease (esrd) | Procedure | HCPCS/CPT |
| 90978 | Peritoneal Dialysis For End-stage Renal Disease (esrd) | Procedure | HCPCS/CPT |
| 90977 | Peritoneal Dialysis For End-stage Renal Disease (esrd) | Procedure | HCPCS/CPT |
| 90976 | Peritoneal Dialysis For End-stage Renal Disease (esrd) | Procedure | HCPCS/CPT |
| 90944 | Hemodialysis, For Acute Renal Failure And Or Intoxication | Procedure | HCPCS/CPT |
| 90943 | Hemodialysis, For Acute Renal Failure And Or Intoxication | Procedure | HCPCS/CPT |
| 90942 | Hemodialysis, For Acute Renal Failure And Or Intoxication | Procedure | HCPCS/CPT |
| 90941 | Hemodialysis, For Acute Renal Failure And Or Intoxication | Procedure | HCPCS/CPT |
| 90937 | Hemodialysis procedure requiring repeated evaluation(s) with or without substantial revision of dialysis prescription | Procedure | HCPCS/CPT |
| 4054F | Hemodialysis via catheter (ESRD) | Procedure | HCPCS/CPT |
| 4053F | Hemodialysis via functioning arteriovenous (AV) graft (ESRD) | Procedure | HCPCS/CPT |
| 4052F | Hemodialysis via functioning arteriovenous (AV) fistula (ESRD) | Procedure | HCPCS/CPT |

Appendix B. List of International Classification of Diseases, Tenth Revision, Clinical Modification (ICD-10-CM), International Classification of Diseases, Tenth Revision, Procedure Coding System (ICD-10-PCS), Revenue, Healthcare Common Procedure Coding System (HCPCS), and Current Procedural Terminology (CPT) Codes Used to Define Inclusion and Exclusion Criteria for this Request

| Code | Description | Code Category | Code Type |
|-------------|---|----------------------|------------------|
| 31730 | Transtracheal (percutaneous) introduction of needle wire dilator/stent or indwelling tube for oxygen therapy | Procedure | HCPCS/CPT |
| A0422 | Ambulance (ALS or BLS) oxygen and oxygen supplies, life sustaining situation | Procedure | HCPCS/CPT |
| A4575 | Topical hyperbaric oxygen chamber, disposable | Procedure | HCPCS/CPT |
| A4608 | Transtracheal oxygen catheter, each | Procedure | HCPCS/CPT |
| A4615 | Cannula, nasal | Procedure | HCPCS/CPT |
| A4620 | Variable concentration mask | Procedure | HCPCS/CPT |
| A4623 | Tracheostomy, inner cannula | Procedure | HCPCS/CPT |
| A4624 | Tracheal suction catheter, any type other than closed system, each | Procedure | HCPCS/CPT |
| A4627 | Spacer, bag or reservoir, with or without mask, for use with metered dose inhaler | Procedure | HCPCS/CPT |
| E0424 | Stationary compressed gaseous oxygen system, rental; includes container, contents, regulator, flowmeter, humidifier, nebulizer, cannula or mask, and tubing | Procedure | HCPCS/CPT |
| E0425 | Stationary compressed gas system, purchase; includes regulator, flowmeter, humidifier, nebulizer, cannula or mask, and tubing | Procedure | HCPCS/CPT |
| E0430 | Portable gaseous oxygen system, purchase; includes regulator, flowmeter, humidifier, cannula or mask, and tubing | Procedure | HCPCS/CPT |
| E0431 | Portable gaseous oxygen system, rental; includes portable container, regulator, flowmeter, humidifier, cannula or mask, and tubing | Procedure | HCPCS/CPT |
| E0433 | Portable liquid oxygen system, rental; home liquefier used to fill portable liquid oxygen containers, includes portable containers, regulator, flowmeter, humidifier, cannula or mask and tubing, with or without supply reservoir and contents gauge | Procedure | HCPCS/CPT |
| E0434 | Portable liquid oxygen system, rental; includes portable container, supply reservoir, humidifier, flowmeter, refill adaptor, contents gauge, cannula or mask, and tubing | Procedure | HCPCS/CPT |
| E0435 | Portable liquid oxygen system, purchase; includes portable container, supply reservoir, flowmeter, humidifier, contents gauge, cannula or mask, tubing and refill adaptor | Procedure | HCPCS/CPT |
| E0439 | Stationary liquid oxygen system, rental; includes container, contents, regulator, flowmeter, humidifier, nebulizer, cannula or mask, & tubing | Procedure | HCPCS/CPT |
| E0440 | Stationary liquid oxygen system, purchase; includes use of reservoir, contents indicator, regulator, flowmeter, humidifier, nebulizer, cannula or mask, and tubing | Procedure | HCPCS/CPT |
| E0441 | Stationary oxygen contents, gaseous, 1 month's supply = 1 unit | Procedure | HCPCS/CPT |
| E0442 | Stationary oxygen contents, liquid, 1 month's supply = 1 unit | Procedure | HCPCS/CPT |
| E0443 | Portable oxygen contents, gaseous, 1 month's supply = 1 unit | Procedure | HCPCS/CPT |
| E0444 | Portable oxygen contents, liquid, 1 month's supply = 1 unit | Procedure | HCPCS/CPT |
| E0446 | Topical oxygen delivery system, not otherwise specified, includes all supplies and accessories | Procedure | HCPCS/CPT |

Appendix B. List of International Classification of Diseases, Tenth Revision, Clinical Modification (ICD-10-CM), International Classification of Diseases, Tenth Revision, Procedure Coding System (ICD-10-PCS), Revenue, Healthcare Common Procedure Coding System (HCPCS), and Current Procedural Terminology (CPT) Codes Used to Define Inclusion and Exclusion Criteria for this Request

| Code | Description | Code Category | Code Type |
|-------------|---|----------------------|------------------|
| E0447 | Portable oxygen contents, liquid, 1 month's supply = 1 unit, prescribed amount at rest or nighttime exceeds 4 liters per minute (LPM) | Procedure | HCPCS/CPT |
| E0465 | Home ventilator, any type, used with invasive interface, (e.g., tracheostomy tube) | Procedure | HCPCS/CPT |
| E0466 | Home ventilator, any type, used with noninvasive interface, (e.g., mask, chest shell) | Procedure | HCPCS/CPT |
| E0467 | Home ventilator, multi-function respiratory device, also performs any or all of the additional functions of oxygen concentration, drug nebulization, aspiration, and cough stimulation, includes all accessories, components and supplies for all functions | Procedure | HCPCS/CPT |
| E0485 | Oral device/appliance used to reduce upper airway collapsibility, adjustable or nonadjustable, prefabricated, includes fitting and adjustment | Procedure | HCPCS/CPT |
| E0486 | Oral device/appliance used to reduce upper airway collapsibility, adjustable or nonadjustable, custom fabricated, includes fitting and adjustment | Procedure | HCPCS/CPT |
| E0487 | Spirometer, electronic, includes all accessories | Procedure | HCPCS/CPT |
| E1352 | Oxygen accessory, flow regulator capable of positive inspiratory pressure | Procedure | HCPCS/CPT |
| E1353 | Regulator | Procedure | HCPCS/CPT |
| E1354 | Oxygen accessory, wheeled cart for portable cylinder or portable concentrator, any type, replacement only, each | Procedure | HCPCS/CPT |
| E1356 | Oxygen accessory, battery pack/cartridge for portable concentrator, any type, replacement only, each | Procedure | HCPCS/CPT |
| E1357 | Oxygen accessory, battery charger for portable concentrator, any type, replacement only, each | Procedure | HCPCS/CPT |
| E1358 | Oxygen accessory, DC power adapter for portable concentrator, any type, replacement only, each | Procedure | HCPCS/CPT |
| E1391 | Oxygen concentrator, dual delivery port, capable of delivering 85 percent or greater oxygen concentration at the prescribed flow rate, each | Procedure | HCPCS/CPT |
| E1392 | Portable oxygen concentrator, rental | Procedure | HCPCS/CPT |
| E1405 | Oxygen and water vapor enriching system with heated delivery | Procedure | HCPCS/CPT |
| E1406 | Oxygen and water vapor enriching system without heated delivery | Procedure | HCPCS/CPT |
| K0738 | Portable gaseous oxygen system, rental; home compressor used to fill portable oxygen cylinders; includes portable containers, regulator, flowmeter, humidifier, cannula or mask, and tubing | Procedure | HCPCS/CPT |
| A4616 | Tubing (oxygen), per foot | Procedure | HCPCS/CPT |
| A4619 | Face tent | Procedure | HCPCS/CPT |
| E0455 | Oxygen tent, excluding croup or pediatric tents | Procedure | HCPCS/CPT |
| E0550 | Humidifier, durable for extensive supplemental humidification during IPPB treatments or oxygen delivery | Procedure | HCPCS/CPT |
| E0555 | Humidifier, durable, glass or autoclavable plastic bottle type, for use with regulator or flowmeter | Procedure | HCPCS/CPT |

Appendix B. List of International Classification of Diseases, Tenth Revision, Clinical Modification (ICD-10-CM), International Classification of Diseases, Tenth Revision, Procedure Coding System (ICD-10-PCS), Revenue, Healthcare Common Procedure Coding System (HCPCS), and Current Procedural Terminology (CPT) Codes Used to Define Inclusion and Exclusion Criteria for this Request

| Code | Description | Code Category | Code Type |
|-------------|--|----------------------|------------------|
| E0560 | Humidifier, durable for supplemental humidification during IPPB treatment or oxygen delivery | Procedure | HCPCS/CPT |
| E1355 | Stand/rack | Procedure | HCPCS/CPT |
| E1390 | Oxygen concentrator, single delivery port, capable of delivering 85 percent or greater oxygen concentration at the prescribed flow rate | Procedure | HCPCS/CPT |
| K0740 | Repair or nonroutine service for oxygen equipment requiring the skill of a technician, labor component, per 15 minutes | Procedure | HCPCS/CPT |
| Z9981 | Dependence on supplemental oxygen | Diagnosis | ICD-10-CM |
| S8120 | Oxygen contents, gaseous, 1 unit equals 1 cubic foot | Procedure | HCPCS/CPT |
| S8121 | Oxygen contents, liquid, 1 unit equals 1 pound | Procedure | HCPCS/CPT |
| G8569 | Prolonged postoperative intubation (> 24 hrs) required | Procedure | HCPCS/CPT |
| 43756 | Duodenal intubation and aspiration, diagnostic, includes image guidance; single specimen (eg, bile study for crystals or afferent loop culture) | Procedure | HCPCS/CPT |
| 43757 | Duodenal intubation and aspiration, diagnostic, includes image guidance; collection of multiple fractional specimens with pancreatic or gallbladder stimulation, single or double lumen tube, includes drug administration | Procedure | HCPCS/CPT |
| 99504 | Home visit for mechanical ventilation care | Procedure | HCPCS/CPT |
| 31600 | Tracheostomy, planned procedure | Procedure | HCPCS/CPT |
| 31603 | Tracheostomy, emergency procedure, transtracheal | Procedure | HCPCS/CPT |
| 31605 | Tracheostomy, emergency procedure, cricothyroid membrane | Procedure | HCPCS/CPT |
| 0B113F4 | Insertion Of Endotracheal Airway Into Trachea, Percutaneous Approach | Procedure | ICD-10-PCS |
| 0B113Z4 | Bypass Trachea To Cutaneous, Percutaneous Approach | Procedure | ICD-10-PCS |
| 0B114F4 | Insertion Of Endotracheal Airway Into Trachea, Percutaneous Approach | Procedure | ICD-10-PCS |
| 0B114Z4 | Bypass Trachea To Cutaneous, Percutaneous Endoscopic Approach | Procedure | ICD-10-PCS |
| 0B21XEZ | Change Endotracheal Airway In Trachea, External Approach | Procedure | ICD-10-PCS |
| 0B21XFZ | Change Endotracheal Airway In Trachea, External Approach | Procedure | ICD-10-PCS |
| 5A19054 | Respiratory Ventilation, Single, Nonmechanical | Procedure | ICD-10-PCS |
| Z99.11 | Dependence on respirator [ventilator] status | Diagnosis | ICD-10-CM |

Appendix C.1. List of RxNorm Concept Unique Identifier (RXCUI), Logical Observation Identifiers Names and Codes (LOINC), International Classification of Diseases, Tenth Revision, Clinical Modification (ICD-10-CM), International Classification of Diseases, Tenth Revision, Procedure Coding System (ICD-10-PCS), Healthcare Common Procedure Coding System (HCPCS), and Current Procedural Terminology (CPT) Codes Used to Define Baseline Characteristics for this Request

| Code | Description | Code Category | Code Type |
|----------------------------------|--|---------------|-----------|
| Abnormal Blood Pressure | | | |
| R03 | Abnormal blood-pressure reading, without diagnosis | Diagnosis | ICD-10-CM |
| R030 | Elevated blood-pressure reading, without diagnosis of hypertension | Diagnosis | ICD-10-CM |
| R031 | Nonspecific low blood-pressure reading | Diagnosis | ICD-10-CM |
| Absolute Lymphocyte Count | | | |
| 20585-6 | Lymphocytes [# /volume] in Specimen by Automated count | Lab | LOINC |
| 26474-7 | Lymphocytes [# /volume] in Blood | Lab | LOINC |
| 30364-4 | Lymphocytes [# /volume] in Blood by Flow cytometry (FC) | Lab | LOINC |
| 66140-5 | Lymphocytes [# /volume] in Blood from Fetus by Manual count | Lab | LOINC |
| 6744-7 | Lymphocytes [# /volume] in Body fluid by Manual count | Lab | LOINC |
| 731-0 | Lymphocytes [# /volume] in Blood by Automated count | Lab | LOINC |
| 732-8 | Lymphocytes [# /volume] in Blood by Manual count | Lab | LOINC |
| ACE Inhibitors Outpatient | | | |
| 104376 | Lisinopril 5 MG | Prescribing | RxCUI |
| 206771 | Lisinopril 40 MG | Prescribing | RxCUI |
| 213482 | Lisinopril 30 MG | Prescribing | RxCUI |
| 104378 | Lisinopril 20 MG | Prescribing | RxCUI |
| 104375 | Lisinopril 2.5 MG | Prescribing | RxCUI |
| 104377 | Lisinopril 10 MG | Prescribing | RxCUI |
| 823971 | Hydrochlorothiazide 25 MG | Prescribing | RxCUI |
| 823982 | Hydrochlorothiazide 12.5 MG | Prescribing | RxCUI |
| 823986 | Hydrochlorothiazide 12.5 MG | Prescribing | RxCUI |
| 858815 | Enalapril Maleate 5 MG | Prescribing | RxCUI |
| 858812 | Enalapril Maleate 20 MG | Prescribing | RxCUI |
| 858806 | Enalapril Maleate 2.5 MG | Prescribing | RxCUI |
| 858819 | Enalapril Maleate 10 MG | Prescribing | RxCUI |
| 858830 | Enalapril Maleate 10 MG | Prescribing | RxCUI |
| 199352 | trandolapril 4 MG | Prescribing | RxCUI |
| 897853 | trandolapril 4 MG | Prescribing | RxCUI |
| 199351 | trandolapril 2 MG | Prescribing | RxCUI |
| 897844 | trandolapril 2 MG | Prescribing | RxCUI |
| 897783 | trandolapril 2 MG | Prescribing | RxCUI |
| 199353 | trandolapril 1 MG | Prescribing | RxCUI |
| 897781 | trandolapril 1 MG | Prescribing | RxCUI |
| 897855 | trandolapril 4 MG | Prescribing | RxCUI |
| 897846 | trandolapril 2 MG | Prescribing | RxCUI |
| 897785 | trandolapril 2 MG | Prescribing | RxCUI |
| 104385 | Ramipril 5 MG | Prescribing | RxCUI |
| 198189 | Ramipril 5 MG | Prescribing | RxCUI |
| 104384 | Ramipril 2.5 MG | Prescribing | RxCUI |

Appendix C.1. List of RxNorm Concept Unique Identifier (RXCUI), Logical Observation Identifiers Names and Codes (LOINC), International Classification of Diseases, Tenth Revision, Clinical Modification (ICD-10-CM), International Classification of Diseases, Tenth Revision, Procedure Coding System (ICD-10-PCS), Healthcare Common Procedure Coding System (HCPCS), and Current Procedural Terminology (CPT) Codes Used to Define Baseline Characteristics for this Request

| Code | Description | Code Category | Code Type |
|-------------|--------------------------------|----------------------|------------------|
| 198188 | Ramipril 2.5 MG | Prescribing | RxCUI |
| 260333 | Ramipril 10 MG | Prescribing | RxCUI |
| 261962 | Ramipril 10 MG | Prescribing | RxCUI |
| 845489 | Ramipril 1.25 MG | Prescribing | RxCUI |
| 845488 | Ramipril 1.25 MG | Prescribing | RxCUI |
| 312750 | quinapril 5 MG | Prescribing | RxCUI |
| 314203 | quinapril 40 MG | Prescribing | RxCUI |
| 312749 | quinapril 20 MG | Prescribing | RxCUI |
| 312748 | quinapril 10 MG | Prescribing | RxCUI |
| 207891 | quinapril 5 MG | Prescribing | RxCUI |
| 207895 | quinapril 40 MG | Prescribing | RxCUI |
| 207893 | quinapril 20 MG | Prescribing | RxCUI |
| 310809 | Hydrochlorothiazide 25 MG | Prescribing | RxCUI |
| 310797 | Hydrochlorothiazide 12.5 MG | Prescribing | RxCUI |
| 207892 | quinapril 10 MG | Prescribing | RxCUI |
| 310796 | Hydrochlorothiazide 12.5 MG | Prescribing | RxCUI |
| 1806890 | Lisinopril 1 MG/ML | Prescribing | RxCUI |
| 206764 | Lisinopril 5 MG | Prescribing | RxCUI |
| 206766 | Lisinopril 20 MG | Prescribing | RxCUI |
| 206765 | Lisinopril 10 MG | Prescribing | RxCUI |
| 1600730 | Amlodipine 5 MG | Prescribing | RxCUI |
| 1600726 | Amlodipine 2.5 MG | Prescribing | RxCUI |
| 1600722 | Amlodipine 10 MG | Prescribing | RxCUI |
| 854925 | Perindopril Erbumine 8 MG | Prescribing | RxCUI |
| 854988 | Perindopril Erbumine 4 MG | Prescribing | RxCUI |
| 854984 | Perindopril Erbumine 2 MG | Prescribing | RxCUI |
| 1299897 | Moexipril hydrochloride 7.5 MG | Prescribing | RxCUI |
| 1299896 | Moexipril hydrochloride 15 MG | Prescribing | RxCUI |
| 311735 | moexipril 7.5 MG | Prescribing | RxCUI |
| 311734 | moexipril 15 MG | Prescribing | RxCUI |
| 898361 | Amlodipine 5 MG | Prescribing | RxCUI |
| 898358 | Amlodipine 5 MG | Prescribing | RxCUI |
| 898355 | Amlodipine 5 MG | Prescribing | RxCUI |
| 898348 | Amlodipine 10 MG | Prescribing | RxCUI |
| 898344 | Amlodipine 10 MG | Prescribing | RxCUI |
| 898376 | Benazepril hydrochloride 20 MG | Prescribing | RxCUI |
| 898371 | Benazepril hydrochloride 20 MG | Prescribing | RxCUI |
| 898366 | Benazepril hydrochloride 10 MG | Prescribing | RxCUI |
| 898721 | Benazepril hydrochloride 40 MG | Prescribing | RxCUI |
| 898692 | Benazepril hydrochloride 20 MG | Prescribing | RxCUI |

Appendix C.1. List of RxNorm Concept Unique Identifier (RXCUI), Logical Observation Identifiers Names and Codes (LOINC), International Classification of Diseases, Tenth Revision, Clinical Modification (ICD-10-CM), International Classification of Diseases, Tenth Revision, Procedure Coding System (ICD-10-PCS), Healthcare Common Procedure Coding System (HCPCS), and Current Procedural Terminology (CPT) Codes Used to Define Baseline Characteristics for this Request

| Code | Description | Code Category | Code Type |
|-------------|--------------------------------------|----------------------|------------------|
| 898689 | Benazepril hydrochloride 10 MG | Prescribing | RxCUI |
| 311354 | Lisinopril 5 MG | Prescribing | RxCUI |
| 197884 | Lisinopril 40 MG | Prescribing | RxCUI |
| 205326 | Lisinopril 30 MG | Prescribing | RxCUI |
| 314077 | Lisinopril 20 MG | Prescribing | RxCUI |
| 197887 | Hydrochlorothiazide 25 MG | Prescribing | RxCUI |
| 197886 | Hydrochlorothiazide 12.5 MG | Prescribing | RxCUI |
| 311353 | Lisinopril 2.5 MG | Prescribing | RxCUI |
| 314076 | Lisinopril 10 MG | Prescribing | RxCUI |
| 197885 | Hydrochlorothiazide 12.5 MG | Prescribing | RxCUI |
| 882559 | Hydrochlorothiazide 25 MG | Prescribing | RxCUI |
| 809858 | Hydrochlorothiazide 12.5 MG | Prescribing | RxCUI |
| 809854 | Hydrochlorothiazide 12.5 MG | Prescribing | RxCUI |
| 857187 | Fosinopril Sodium 40 MG | Prescribing | RxCUI |
| 857183 | Fosinopril Sodium 20 MG | Prescribing | RxCUI |
| 857174 | Fosinopril Sodium 20 MG | Prescribing | RxCUI |
| 857169 | Fosinopril Sodium 10 MG | Prescribing | RxCUI |
| 857166 | Fosinopril Sodium 10 MG | Prescribing | RxCUI |
| 1435630 | Enalapril Maleate 1 MG/ML | Prescribing | RxCUI |
| 1729205 | Enalaprilat 1.25 MG/ML | Prescribing | RxCUI |
| 204404 | Enalaprilat 1.25 MG/ML | Prescribing | RxCUI |
| 1729200 | Enalaprilat 1.25 MG/ML | Prescribing | RxCUI |
| 858813 | Enalapril Maleate 5 MG | Prescribing | RxCUI |
| 858824 | Enalapril Maleate 5 MG | Prescribing | RxCUI |
| 858810 | Enalapril Maleate 20 MG | Prescribing | RxCUI |
| 858804 | Enalapril Maleate 2.5 MG | Prescribing | RxCUI |
| 858817 | Enalapril Maleate 10 MG | Prescribing | RxCUI |
| 858828 | Enalapril Maleate 10 MG | Prescribing | RxCUI |
| 858913 | Enalapril Maleate 10 MG | Prescribing | RxCUI |
| 905516 | Chlordiazepoxide Hydrochloride 5 MG | Prescribing | RxCUI |
| 905369 | Chlordiazepoxide Hydrochloride 10 MG | Prescribing | RxCUI |
| 308964 | Captopril 50 MG | Prescribing | RxCUI |
| 197439 | Captopril 50 MG | Prescribing | RxCUI |
| 197438 | Captopril 50 MG | Prescribing | RxCUI |
| 317173 | Captopril 25 MG | Prescribing | RxCUI |
| 197437 | Captopril 25 MG | Prescribing | RxCUI |
| 197436 | Captopril 25 MG | Prescribing | RxCUI |
| 308963 | Captopril 12.5 MG | Prescribing | RxCUI |
| 308962 | Captopril 100 MG | Prescribing | RxCUI |
| 898723 | Benazepril hydrochloride 5 MG | Prescribing | RxCUI |

Appendix C.1. List of RxNorm Concept Unique Identifier (RXCUI), Logical Observation Identifiers Names and Codes (LOINC), International Classification of Diseases, Tenth Revision, Clinical Modification (ICD-10-CM), International Classification of Diseases, Tenth Revision, Procedure Coding System (ICD-10-PCS), Healthcare Common Procedure Coding System (HCPCS), and Current Procedural Terminology (CPT) Codes Used to Define Baseline Characteristics for this Request

| Code | Description | Code Category | Code Type |
|-----------------------------|---|---------------|-----------|
| 898378 | Benazepril hydrochloride 5 MG | Prescribing | RxCUI |
| 898719 | Benazepril hydrochloride 40 MG | Prescribing | RxCUI |
| 898690 | Benazepril hydrochloride 20 MG | Prescribing | RxCUI |
| 898372 | Benazepril hydrochloride 20 MG | Prescribing | RxCUI |
| 898367 | Benazepril hydrochloride 20 MG | Prescribing | RxCUI |
| 898687 | Benazepril hydrochloride 10 MG | Prescribing | RxCUI |
| 898362 | Benazepril hydrochloride 10 MG | Prescribing | RxCUI |
| 898359 | Amlodipine 5 MG | Prescribing | RxCUI |
| 898356 | Amlodipine 5 MG | Prescribing | RxCUI |
| 898353 | Amlodipine 5 MG | Prescribing | RxCUI |
| 898350 | Amlodipine 2.5 MG | Prescribing | RxCUI |
| 898346 | Amlodipine 10 MG | Prescribing | RxCUI |
| 898342 | Amlodipine 10 MG | Prescribing | RxCUI |
| Alanine transaminase | | | |
| 1742-6 | Alanine aminotransferase [Enzymatic activity/volume] in Serum or Plasma | Lab | LOINC |
| 1743-4 | Alanine aminotransferase [Enzymatic activity/volume] in Serum or Plasma by With P-5'-P | Lab | LOINC |
| 1744-2 | Alanine aminotransferase [Enzymatic activity/volume] in Serum or Plasma by No addition of P-5'-P | Lab | LOINC |
| 44785-4 | Alanine aminotransferase [Enzymatic activity/volume] (Maximum value during study) in Serum or Plasma by No addition of P-5'-P | Lab | LOINC |
| 48134-1 | Alanine aminotransferase.macromolecular [Enzymatic activity/volume] in Serum or Plasma | Lab | LOINC |
| 76625-3 | Alanine aminotransferase [Enzymatic activity/volume] in Blood | Lab | LOINC |
| 77144-4 | Alanine aminotransferase [Enzymatic activity/volume] in Serum, Plasma or Blood | Lab | LOINC |
| Anosmia | | | |
| R43 | Disturbances of smell and taste | Diagnosis | ICD-10-CM |
| R43.0 | Anosmia | Diagnosis | ICD-10-CM |
| R43.1 | Parosmia | Diagnosis | ICD-10-CM |
| R43.2 | Parageusia | Diagnosis | ICD-10-CM |
| R43.8 | Other disturbances of smell and taste | Diagnosis | ICD-10-CM |
| R43.9 | Unspecified disturbances of smell and taste | Diagnosis | ICD-10-CM |
| Any Cancer | | | |
| C00 | Malignant neoplasm of lip | Diagnosis | ICD-10-CM |
| C00.0 | Malignant neoplasm of external upper lip | Diagnosis | ICD-10-CM |
| C00.1 | Malignant neoplasm of external lower lip | Diagnosis | ICD-10-CM |
| C00.2 | Malignant neoplasm of external lip, unspecified | Diagnosis | ICD-10-CM |
| C00.3 | Malignant neoplasm of upper lip, inner aspect | Diagnosis | ICD-10-CM |

Appendix C.1. List of RxNorm Concept Unique Identifier (RXCUI), Logical Observation Identifiers Names and Codes (LOINC), International Classification of Diseases, Tenth Revision, Clinical Modification (ICD-10-CM), International Classification of Diseases, Tenth Revision, Procedure Coding System (ICD-10-PCS), Healthcare Common Procedure Coding System (HCPCS), and Current Procedural Terminology (CPT) Codes Used to Define Baseline Characteristics for this Request

| Code | Description | Code Category | Code Type |
|-------------|---|----------------------|------------------|
| C00.4 | Malignant neoplasm of lower lip, inner aspect | Diagnosis | ICD-10-CM |
| C00.5 | Malignant neoplasm of lip, unspecified, inner aspect | Diagnosis | ICD-10-CM |
| C00.6 | Malignant neoplasm of commissure of lip, unspecified | Diagnosis | ICD-10-CM |
| C00.8 | Malignant neoplasm of overlapping sites of lip | Diagnosis | ICD-10-CM |
| C00.9 | Malignant neoplasm of lip, unspecified | Diagnosis | ICD-10-CM |
| C01 | Malignant neoplasm of base of tongue | Diagnosis | ICD-10-CM |
| C02 | Malignant neoplasm of other and unspecified parts of tongue | Diagnosis | ICD-10-CM |
| C02.0 | Malignant neoplasm of dorsal surface of tongue | Diagnosis | ICD-10-CM |
| C02.1 | Malignant neoplasm of border of tongue | Diagnosis | ICD-10-CM |
| C02.2 | Malignant neoplasm of ventral surface of tongue | Diagnosis | ICD-10-CM |
| C02.3 | Malignant neoplasm of anterior two-thirds of tongue, part unspecified | Diagnosis | ICD-10-CM |
| C02.4 | Malignant neoplasm of lingual tonsil | Diagnosis | ICD-10-CM |
| C02.8 | Malignant neoplasm of overlapping sites of tongue | Diagnosis | ICD-10-CM |
| C02.9 | Malignant neoplasm of tongue, unspecified | Diagnosis | ICD-10-CM |
| C03 | Malignant neoplasm of gum | Diagnosis | ICD-10-CM |
| C03.0 | Malignant neoplasm of upper gum | Diagnosis | ICD-10-CM |
| C03.1 | Malignant neoplasm of lower gum | Diagnosis | ICD-10-CM |
| C03.9 | Malignant neoplasm of gum, unspecified | Diagnosis | ICD-10-CM |
| C04 | Malignant neoplasm of floor of mouth | Diagnosis | ICD-10-CM |
| C04.0 | Malignant neoplasm of anterior floor of mouth | Diagnosis | ICD-10-CM |
| C04.1 | Malignant neoplasm of lateral floor of mouth | Diagnosis | ICD-10-CM |
| C04.8 | Malignant neoplasm of overlapping sites of floor of mouth | Diagnosis | ICD-10-CM |
| C04.9 | Malignant neoplasm of floor of mouth, unspecified | Diagnosis | ICD-10-CM |
| C05 | Malignant neoplasm of palate | Diagnosis | ICD-10-CM |
| C05.0 | Malignant neoplasm of hard palate | Diagnosis | ICD-10-CM |
| C05.1 | Malignant neoplasm of soft palate | Diagnosis | ICD-10-CM |
| C05.2 | Malignant neoplasm of uvula | Diagnosis | ICD-10-CM |
| C05.8 | Malignant neoplasm of overlapping sites of palate | Diagnosis | ICD-10-CM |
| C05.9 | Malignant neoplasm of palate, unspecified | Diagnosis | ICD-10-CM |
| C06 | Malignant neoplasm of other and unspecified parts of mouth | Diagnosis | ICD-10-CM |
| C06.0 | Malignant neoplasm of cheek mucosa | Diagnosis | ICD-10-CM |
| C06.1 | Malignant neoplasm of vestibule of mouth | Diagnosis | ICD-10-CM |
| C06.2 | Malignant neoplasm of retromolar area | Diagnosis | ICD-10-CM |
| C06.8 | Malignant neoplasm of overlapping sites of other and unspecified parts of mouth | Diagnosis | ICD-10-CM |
| C06.80 | Malignant neoplasm of overlapping sites of unspecified parts of | Diagnosis | ICD-10-CM |
| C06.89 | Malignant neoplasm of overlapping sites of other parts of mouth | Diagnosis | ICD-10-CM |
| C06.9 | Malignant neoplasm of mouth, unspecified | Diagnosis | ICD-10-CM |
| C07 | Malignant neoplasm of parotid gland | Diagnosis | ICD-10-CM |
| C08 | Malignant neoplasm of other and unspecified major salivary glands | Diagnosis | ICD-10-CM |

Appendix C.1. List of RxNorm Concept Unique Identifier (RXCUI), Logical Observation Identifiers Names and Codes (LOINC), International Classification of Diseases, Tenth Revision, Clinical Modification (ICD-10-CM), International Classification of Diseases, Tenth Revision, Procedure Coding System (ICD-10-PCS), Healthcare Common Procedure Coding System (HCPCS), and Current Procedural Terminology (CPT) Codes Used to Define Baseline Characteristics for this Request

| Code | Description | Code Category | Code Type |
|-------------|---|----------------------|------------------|
| C08.0 | Malignant neoplasm of submandibular gland | Diagnosis | ICD-10-CM |
| C08.1 | Malignant neoplasm of sublingual gland | Diagnosis | ICD-10-CM |
| C08.9 | Malignant neoplasm of major salivary gland, unspecified | Diagnosis | ICD-10-CM |
| C09 | Malignant neoplasm of tonsil | Diagnosis | ICD-10-CM |
| C09.0 | Malignant neoplasm of tonsillar fossa | Diagnosis | ICD-10-CM |
| C09.1 | Malignant neoplasm of tonsillar pillar (anterior) (posterior) | Diagnosis | ICD-10-CM |
| C09.8 | Malignant neoplasm of overlapping sites of tonsil | Diagnosis | ICD-10-CM |
| C09.9 | Malignant neoplasm of tonsil, unspecified | Diagnosis | ICD-10-CM |
| C10 | Malignant neoplasm of oropharynx | Diagnosis | ICD-10-CM |
| C10.0 | Malignant neoplasm of vallecula | Diagnosis | ICD-10-CM |
| C10.1 | Malignant neoplasm of anterior surface of epiglottis | Diagnosis | ICD-10-CM |
| C10.2 | Malignant neoplasm of lateral wall of oropharynx | Diagnosis | ICD-10-CM |
| C10.3 | Malignant neoplasm of posterior wall of oropharynx | Diagnosis | ICD-10-CM |
| C10.4 | Malignant neoplasm of branchial cleft | Diagnosis | ICD-10-CM |
| C10.8 | Malignant neoplasm of overlapping sites of oropharynx | Diagnosis | ICD-10-CM |
| C10.9 | Malignant neoplasm of oropharynx, unspecified | Diagnosis | ICD-10-CM |
| C11 | Malignant neoplasm of nasopharynx | Diagnosis | ICD-10-CM |
| C11.0 | Malignant neoplasm of superior wall of nasopharynx | Diagnosis | ICD-10-CM |
| C11.1 | Malignant neoplasm of posterior wall of nasopharynx | Diagnosis | ICD-10-CM |
| C11.2 | Malignant neoplasm of lateral wall of nasopharynx | Diagnosis | ICD-10-CM |
| C11.3 | Malignant neoplasm of anterior wall of nasopharynx | Diagnosis | ICD-10-CM |
| C11.8 | Malignant neoplasm of overlapping sites of nasopharynx | Diagnosis | ICD-10-CM |
| C11.9 | Malignant neoplasm of nasopharynx, unspecified | Diagnosis | ICD-10-CM |
| C12 | Malignant neoplasm of pyriform sinus | Diagnosis | ICD-10-CM |
| C13 | Malignant neoplasm of hypopharynx | Diagnosis | ICD-10-CM |
| C13.0 | Malignant neoplasm of postcricoid region | Diagnosis | ICD-10-CM |
| C13.1 | Malignant neoplasm of aryepiglottic fold, hypopharyngeal aspect | Diagnosis | ICD-10-CM |
| C13.2 | Malignant neoplasm of posterior wall of hypopharynx | Diagnosis | ICD-10-CM |
| C13.8 | Malignant neoplasm of overlapping sites of hypopharynx | Diagnosis | ICD-10-CM |
| C13.9 | Malignant neoplasm of hypopharynx, unspecified | Diagnosis | ICD-10-CM |
| C14 | Malignant neoplasm of other and ill-defined sites in the lip, oral cavity and pharynx | Diagnosis | ICD-10-CM |
| C14.0 | Malignant neoplasm of pharynx, unspecified | Diagnosis | ICD-10-CM |
| C14.2 | Malignant neoplasm of Waldeyer's ring | Diagnosis | ICD-10-CM |
| C14.8 | Malignant neoplasm of overlapping sites of lip, oral cavity and | Diagnosis | ICD-10-CM |
| C15 | Malignant neoplasm of esophagus | Diagnosis | ICD-10-CM |
| C15.3 | Malignant neoplasm of upper third of esophagus | Diagnosis | ICD-10-CM |
| C15.4 | Malignant neoplasm of middle third of esophagus | Diagnosis | ICD-10-CM |
| C15.5 | Malignant neoplasm of lower third of esophagus | Diagnosis | ICD-10-CM |
| C15.8 | Malignant neoplasm of overlapping sites of esophagus | Diagnosis | ICD-10-CM |

Appendix C.1. List of RxNorm Concept Unique Identifier (RXCUI), Logical Observation Identifiers Names and Codes (LOINC), International Classification of Diseases, Tenth Revision, Clinical Modification (ICD-10-CM), International Classification of Diseases, Tenth Revision, Procedure Coding System (ICD-10-PCS), Healthcare Common Procedure Coding System (HCPCS), and Current Procedural Terminology (CPT) Codes Used to Define Baseline Characteristics for this Request

| Code | Description | Code Category | Code Type |
|-------------|--|----------------------|------------------|
| C15.9 | Malignant neoplasm of esophagus, unspecified | Diagnosis | ICD-10-CM |
| C16 | Malignant neoplasm of stomach | Diagnosis | ICD-10-CM |
| C16.0 | Malignant neoplasm of cardia | Diagnosis | ICD-10-CM |
| C16.1 | Malignant neoplasm of fundus of stomach | Diagnosis | ICD-10-CM |
| C16.2 | Malignant neoplasm of body of stomach | Diagnosis | ICD-10-CM |
| C16.3 | Malignant neoplasm of pyloric antrum | Diagnosis | ICD-10-CM |
| C16.4 | Malignant neoplasm of pylorus | Diagnosis | ICD-10-CM |
| C16.5 | Malignant neoplasm of lesser curvature of stomach, unspecified | Diagnosis | ICD-10-CM |
| C16.6 | Malignant neoplasm of greater curvature of stomach, unspecified | Diagnosis | ICD-10-CM |
| C16.8 | Malignant neoplasm of overlapping sites of stomach | Diagnosis | ICD-10-CM |
| C16.9 | Malignant neoplasm of stomach, unspecified | Diagnosis | ICD-10-CM |
| C17 | Malignant neoplasm of small intestine | Diagnosis | ICD-10-CM |
| C17.0 | Malignant neoplasm of duodenum | Diagnosis | ICD-10-CM |
| C17.1 | Malignant neoplasm of jejunum | Diagnosis | ICD-10-CM |
| C17.2 | Malignant neoplasm of ileum | Diagnosis | ICD-10-CM |
| C17.3 | Meckel's diverticulum, malignant | Diagnosis | ICD-10-CM |
| C17.8 | Malignant neoplasm of overlapping sites of small intestine | Diagnosis | ICD-10-CM |
| C17.9 | Malignant neoplasm of small intestine, unspecified | Diagnosis | ICD-10-CM |
| C18 | Malignant neoplasm of colon | Diagnosis | ICD-10-CM |
| C18.0 | Malignant neoplasm of cecum | Diagnosis | ICD-10-CM |
| C18.1 | Malignant neoplasm of appendix | Diagnosis | ICD-10-CM |
| C18.2 | Malignant neoplasm of ascending colon | Diagnosis | ICD-10-CM |
| C18.3 | Malignant neoplasm of hepatic flexure | Diagnosis | ICD-10-CM |
| C18.4 | Malignant neoplasm of transverse colon | Diagnosis | ICD-10-CM |
| C18.5 | Malignant neoplasm of splenic flexure | Diagnosis | ICD-10-CM |
| C18.6 | Malignant neoplasm of descending colon | Diagnosis | ICD-10-CM |
| C18.7 | Malignant neoplasm of sigmoid colon | Diagnosis | ICD-10-CM |
| C18.8 | Malignant neoplasm of overlapping sites of colon | Diagnosis | ICD-10-CM |
| C18.9 | Malignant neoplasm of colon, unspecified | Diagnosis | ICD-10-CM |
| C19 | Malignant neoplasm of rectosigmoid junction | Diagnosis | ICD-10-CM |
| C20 | Malignant neoplasm of rectum | Diagnosis | ICD-10-CM |
| C21 | Malignant neoplasm of anus and anal canal | Diagnosis | ICD-10-CM |
| C21.0 | Malignant neoplasm of anus, unspecified | Diagnosis | ICD-10-CM |
| C21.1 | Malignant neoplasm of anal canal | Diagnosis | ICD-10-CM |
| C21.2 | Malignant neoplasm of cloacogenic zone | Diagnosis | ICD-10-CM |
| C21.8 | Malignant neoplasm of overlapping sites of rectum, anus and anal | Diagnosis | ICD-10-CM |
| C22 | Malignant neoplasm of liver and intrahepatic bile ducts | Diagnosis | ICD-10-CM |
| C22.0 | Liver cell carcinoma | Diagnosis | ICD-10-CM |
| C22.1 | Intrahepatic bile duct carcinoma | Diagnosis | ICD-10-CM |
| C22.2 | Hepatoblastoma | Diagnosis | ICD-10-CM |

Appendix C.1. List of RxNorm Concept Unique Identifier (RXCUI), Logical Observation Identifiers Names and Codes (LOINC), International Classification of Diseases, Tenth Revision, Clinical Modification (ICD-10-CM), International Classification of Diseases, Tenth Revision, Procedure Coding System (ICD-10-PCS), Healthcare Common Procedure Coding System (HCPCS), and Current Procedural Terminology (CPT) Codes Used to Define Baseline Characteristics for this Request

| Code | Description | Code Category | Code Type |
|-------------|---|----------------------|------------------|
| C22.3 | Angiosarcoma of liver | Diagnosis | ICD-10-CM |
| C22.4 | Other sarcomas of liver | Diagnosis | ICD-10-CM |
| C22.7 | Other specified carcinomas of liver | Diagnosis | ICD-10-CM |
| C22.8 | Malignant neoplasm of liver, primary, unspecified as to type | Diagnosis | ICD-10-CM |
| C22.9 | Malignant neoplasm of liver, not specified as primary or secondary | Diagnosis | ICD-10-CM |
| C23 | Malignant neoplasm of gallbladder | Diagnosis | ICD-10-CM |
| C24 | Malignant neoplasm of other and unspecified parts of biliary tract | Diagnosis | ICD-10-CM |
| C24.0 | Malignant neoplasm of extrahepatic bile duct | Diagnosis | ICD-10-CM |
| C24.1 | Malignant neoplasm of ampulla of Vater | Diagnosis | ICD-10-CM |
| C24.8 | Malignant neoplasm of overlapping sites of biliary tract | Diagnosis | ICD-10-CM |
| C24.9 | Malignant neoplasm of biliary tract, unspecified | Diagnosis | ICD-10-CM |
| C25 | Malignant neoplasm of pancreas | Diagnosis | ICD-10-CM |
| C25.0 | Malignant neoplasm of head of pancreas | Diagnosis | ICD-10-CM |
| C25.1 | Malignant neoplasm of body of pancreas | Diagnosis | ICD-10-CM |
| C25.2 | Malignant neoplasm of tail of pancreas | Diagnosis | ICD-10-CM |
| C25.3 | Malignant neoplasm of pancreatic duct | Diagnosis | ICD-10-CM |
| C25.4 | Malignant neoplasm of endocrine pancreas | Diagnosis | ICD-10-CM |
| C25.7 | Malignant neoplasm of other parts of pancreas | Diagnosis | ICD-10-CM |
| C25.8 | Malignant neoplasm of overlapping sites of pancreas | Diagnosis | ICD-10-CM |
| C25.9 | Malignant neoplasm of pancreas, unspecified | Diagnosis | ICD-10-CM |
| C26 | Malignant neoplasm of other and ill-defined digestive organs | Diagnosis | ICD-10-CM |
| C26.0 | Malignant neoplasm of intestinal tract, part unspecified | Diagnosis | ICD-10-CM |
| C26.1 | Malignant neoplasm of spleen | Diagnosis | ICD-10-CM |
| C26.9 | Malignant neoplasm of ill-defined sites within the digestive system | Diagnosis | ICD-10-CM |
| C30 | Malignant neoplasm of nasal cavity and middle ear | Diagnosis | ICD-10-CM |
| C30.0 | Malignant neoplasm of nasal cavity | Diagnosis | ICD-10-CM |
| C30.1 | Malignant neoplasm of middle ear | Diagnosis | ICD-10-CM |
| C31 | Malignant neoplasm of accessory sinuses | Diagnosis | ICD-10-CM |
| C31.0 | Malignant neoplasm of maxillary sinus | Diagnosis | ICD-10-CM |
| C31.1 | Malignant neoplasm of ethmoidal sinus | Diagnosis | ICD-10-CM |
| C31.2 | Malignant neoplasm of frontal sinus | Diagnosis | ICD-10-CM |
| C31.3 | Malignant neoplasm of sphenoid sinus | Diagnosis | ICD-10-CM |
| C31.8 | Malignant neoplasm of overlapping sites of accessory sinuses | Diagnosis | ICD-10-CM |
| C31.9 | Malignant neoplasm of accessory sinus, unspecified | Diagnosis | ICD-10-CM |
| C32 | Malignant neoplasm of larynx | Diagnosis | ICD-10-CM |
| C32.0 | Malignant neoplasm of glottis | Diagnosis | ICD-10-CM |
| C32.1 | Malignant neoplasm of supraglottis | Diagnosis | ICD-10-CM |
| C32.2 | Malignant neoplasm of subglottis | Diagnosis | ICD-10-CM |
| C32.3 | Malignant neoplasm of laryngeal cartilage | Diagnosis | ICD-10-CM |
| C32.8 | Malignant neoplasm of overlapping sites of larynx | Diagnosis | ICD-10-CM |

Appendix C.1. List of RxNorm Concept Unique Identifier (RXCUI), Logical Observation Identifiers Names and Codes (LOINC), International Classification of Diseases, Tenth Revision, Clinical Modification (ICD-10-CM), International Classification of Diseases, Tenth Revision, Procedure Coding System (ICD-10-PCS), Healthcare Common Procedure Coding System (HCPCS), and Current Procedural Terminology (CPT) Codes Used to Define Baseline Characteristics for this Request

| Code | Description | Code Category | Code Type |
|-------------|--|----------------------|------------------|
| C32.9 | Malignant neoplasm of larynx, unspecified | Diagnosis | ICD-10-CM |
| C33 | Malignant neoplasm of trachea | Diagnosis | ICD-10-CM |
| C34 | Malignant neoplasm of bronchus and lung | Diagnosis | ICD-10-CM |
| C34.0 | Malignant neoplasm of main bronchus | Diagnosis | ICD-10-CM |
| C34.00 | Malignant neoplasm of unspecified main bronchus | Diagnosis | ICD-10-CM |
| C34.01 | Malignant neoplasm of right main bronchus | Diagnosis | ICD-10-CM |
| C34.02 | Malignant neoplasm of left main bronchus | Diagnosis | ICD-10-CM |
| C34.1 | Malignant neoplasm of upper lobe, bronchus or lung | Diagnosis | ICD-10-CM |
| C34.10 | Malignant neoplasm of upper lobe, unspecified bronchus or lung | Diagnosis | ICD-10-CM |
| C34.11 | Malignant neoplasm of upper lobe, right bronchus or lung | Diagnosis | ICD-10-CM |
| C34.12 | Malignant neoplasm of upper lobe, left bronchus or lung | Diagnosis | ICD-10-CM |
| C34.2 | Malignant neoplasm of middle lobe, bronchus or lung | Diagnosis | ICD-10-CM |
| C34.3 | Malignant neoplasm of lower lobe, bronchus or lung | Diagnosis | ICD-10-CM |
| C34.30 | Malignant neoplasm of lower lobe, unspecified bronchus or lung | Diagnosis | ICD-10-CM |
| C34.31 | Malignant neoplasm of lower lobe, right bronchus or lung | Diagnosis | ICD-10-CM |
| C34.32 | Malignant neoplasm of lower lobe, left bronchus or lung | Diagnosis | ICD-10-CM |
| C34.8 | Malignant neoplasm of overlapping sites of bronchus and lung | Diagnosis | ICD-10-CM |
| C34.80 | Malignant neoplasm of overlapping sites of unspecified bronchus and lung | Diagnosis | ICD-10-CM |
| C34.81 | Malignant neoplasm of overlapping sites of right bronchus and lung | Diagnosis | ICD-10-CM |
| C34.82 | Malignant neoplasm of overlapping sites of left bronchus and lung | Diagnosis | ICD-10-CM |
| C34.9 | Malignant neoplasm of unspecified part of bronchus or lung | Diagnosis | ICD-10-CM |
| C34.90 | Malignant neoplasm of unspecified part of unspecified bronchus or lung | Diagnosis | ICD-10-CM |
| C34.91 | Malignant neoplasm of unspecified part of right bronchus or lung | Diagnosis | ICD-10-CM |
| C34.92 | Malignant neoplasm of unspecified part of left bronchus or lung | Diagnosis | ICD-10-CM |
| C37 | Malignant neoplasm of thymus | Diagnosis | ICD-10-CM |
| C38 | Malignant neoplasm of heart, mediastinum and pleura | Diagnosis | ICD-10-CM |
| C38.0 | Malignant neoplasm of heart | Diagnosis | ICD-10-CM |
| C38.1 | Malignant neoplasm of anterior mediastinum | Diagnosis | ICD-10-CM |
| C38.2 | Malignant neoplasm of posterior mediastinum | Diagnosis | ICD-10-CM |
| C38.3 | Malignant neoplasm of mediastinum, part unspecified | Diagnosis | ICD-10-CM |
| C38.4 | Malignant neoplasm of pleura | Diagnosis | ICD-10-CM |
| C38.8 | Malignant neoplasm of overlapping sites of heart, mediastinum and pleura | Diagnosis | ICD-10-CM |
| C39 | Malignant neoplasm of other and ill-defined sites in the respiratory system and intrathoracic organs | Diagnosis | ICD-10-CM |
| C39.0 | Malignant neoplasm of upper respiratory tract, part unspecified | Diagnosis | ICD-10-CM |
| C39.9 | Malignant neoplasm of lower respiratory tract, part unspecified | Diagnosis | ICD-10-CM |
| C40 | Malignant neoplasm of bone and articular cartilage of limbs | Diagnosis | ICD-10-CM |
| C40.0 | Malignant neoplasm of scapula and long bones of upper limb | Diagnosis | ICD-10-CM |

Appendix C.1. List of RxNorm Concept Unique Identifier (RXCUI), Logical Observation Identifiers Names and Codes (LOINC), International Classification of Diseases, Tenth Revision, Clinical Modification (ICD-10-CM), International Classification of Diseases, Tenth Revision, Procedure Coding System (ICD-10-PCS), Healthcare Common Procedure Coding System (HCPCS), and Current Procedural Terminology (CPT) Codes Used to Define Baseline Characteristics for this Request

| Code | Description | Code Category | Code Type |
|-------------|---|----------------------|------------------|
| C40.00 | Malignant neoplasm of scapula and long bones of unspecified upper limb | Diagnosis | ICD-10-CM |
| C40.01 | Malignant neoplasm of scapula and long bones of right upper limb | Diagnosis | ICD-10-CM |
| C40.02 | Malignant neoplasm of scapula and long bones of left upper limb | Diagnosis | ICD-10-CM |
| C40.1 | Malignant neoplasm of short bones of upper limb | Diagnosis | ICD-10-CM |
| C40.10 | Malignant neoplasm of short bones of unspecified upper limb | Diagnosis | ICD-10-CM |
| C40.11 | Malignant neoplasm of short bones of right upper limb | Diagnosis | ICD-10-CM |
| C40.12 | Malignant neoplasm of short bones of left upper limb | Diagnosis | ICD-10-CM |
| C40.2 | Malignant neoplasm of long bones of lower limb | Diagnosis | ICD-10-CM |
| C40.20 | Malignant neoplasm of long bones of unspecified lower limb | Diagnosis | ICD-10-CM |
| C40.21 | Malignant neoplasm of long bones of right lower limb | Diagnosis | ICD-10-CM |
| C40.22 | Malignant neoplasm of long bones of left lower limb | Diagnosis | ICD-10-CM |
| C40.3 | Malignant neoplasm of short bones of lower limb | Diagnosis | ICD-10-CM |
| C40.30 | Malignant neoplasm of short bones of unspecified lower limb | Diagnosis | ICD-10-CM |
| C40.31 | Malignant neoplasm of short bones of right lower limb | Diagnosis | ICD-10-CM |
| C40.32 | Malignant neoplasm of short bones of left lower limb | Diagnosis | ICD-10-CM |
| C40.8 | Malignant neoplasm of overlapping sites of bone and articular cartilage of limb | Diagnosis | ICD-10-CM |
| C40.80 | Malignant neoplasm of overlapping sites of bone and articular cartilage of unspecified limb | Diagnosis | ICD-10-CM |
| C40.81 | Malignant neoplasm of overlapping sites of bone and articular cartilage of right limb | Diagnosis | ICD-10-CM |
| C40.82 | Malignant neoplasm of overlapping sites of bone and articular cartilage of left limb | Diagnosis | ICD-10-CM |
| C40.9 | Malignant neoplasm of unspecified bones and articular cartilage of | Diagnosis | ICD-10-CM |
| C40.90 | Malignant neoplasm of unspecified bones and articular cartilage of unspecified limb | Diagnosis | ICD-10-CM |
| C40.91 | Malignant neoplasm of unspecified bones and articular cartilage of right limb | Diagnosis | ICD-10-CM |
| C40.92 | Malignant neoplasm of unspecified bones and articular cartilage of left limb | Diagnosis | ICD-10-CM |
| C41 | Malignant neoplasm of bone and articular cartilage of other and unspecified sites | Diagnosis | ICD-10-CM |
| C41.0 | Malignant neoplasm of bones of skull and face | Diagnosis | ICD-10-CM |
| C41.1 | Malignant neoplasm of mandible | Diagnosis | ICD-10-CM |
| C41.2 | Malignant neoplasm of vertebral column | Diagnosis | ICD-10-CM |
| C41.3 | Malignant neoplasm of ribs, sternum and clavicle | Diagnosis | ICD-10-CM |
| C41.4 | Malignant neoplasm of pelvic bones, sacrum and coccyx | Diagnosis | ICD-10-CM |
| C41.9 | Malignant neoplasm of bone and articular cartilage, unspecified | Diagnosis | ICD-10-CM |
| C43 | Malignant melanoma of skin | Diagnosis | ICD-10-CM |

Appendix C.1. List of RxNorm Concept Unique Identifier (RXCUI), Logical Observation Identifiers Names and Codes (LOINC), International Classification of Diseases, Tenth Revision, Clinical Modification (ICD-10-CM), International Classification of Diseases, Tenth Revision, Procedure Coding System (ICD-10-PCS), Healthcare Common Procedure Coding System (HCPCS), and Current Procedural Terminology (CPT) Codes Used to Define Baseline Characteristics for this Request

| Code | Description | Code Category | Code Type |
|-------------|--|----------------------|------------------|
| C43.0 | Malignant melanoma of lip | Diagnosis | ICD-10-CM |
| C43.1 | Malignant melanoma of eyelid, including canthus | Diagnosis | ICD-10-CM |
| C43.10 | Malignant melanoma of unspecified eyelid, including canthus | Diagnosis | ICD-10-CM |
| C43.11 | Malignant melanoma of right eyelid, including canthus | Diagnosis | ICD-10-CM |
| C43.111 | Malignant melanoma of right upper eyelid, including canthus | Diagnosis | ICD-10-CM |
| C43.112 | Malignant melanoma of right lower eyelid, including canthus | Diagnosis | ICD-10-CM |
| C43.12 | Malignant melanoma of left eyelid, including canthus | Diagnosis | ICD-10-CM |
| C43.121 | Malignant melanoma of left upper eyelid, including canthus | Diagnosis | ICD-10-CM |
| C43.122 | Malignant melanoma of left lower eyelid, including canthus | Diagnosis | ICD-10-CM |
| C43.2 | Malignant melanoma of ear and external auricular canal | Diagnosis | ICD-10-CM |
| C43.20 | Malignant melanoma of unspecified ear and external auricular canal | Diagnosis | ICD-10-CM |
| C43.21 | Malignant melanoma of right ear and external auricular canal | Diagnosis | ICD-10-CM |
| C43.22 | Malignant melanoma of left ear and external auricular canal | Diagnosis | ICD-10-CM |
| C43.3 | Malignant melanoma of other and unspecified parts of face | Diagnosis | ICD-10-CM |
| C43.30 | Malignant melanoma of unspecified part of face | Diagnosis | ICD-10-CM |
| C43.31 | Malignant melanoma of nose | Diagnosis | ICD-10-CM |
| C43.39 | Malignant melanoma of other parts of face | Diagnosis | ICD-10-CM |
| C43.4 | Malignant melanoma of scalp and neck | Diagnosis | ICD-10-CM |
| C43.5 | Malignant melanoma of trunk | Diagnosis | ICD-10-CM |
| C43.51 | Malignant melanoma of anal skin | Diagnosis | ICD-10-CM |
| C43.52 | Malignant melanoma of skin of breast | Diagnosis | ICD-10-CM |
| C43.59 | Malignant melanoma of other part of trunk | Diagnosis | ICD-10-CM |
| C43.6 | Malignant melanoma of upper limb, including shoulder | Diagnosis | ICD-10-CM |
| C43.60 | Malignant melanoma of unspecified upper limb, including shoulder | Diagnosis | ICD-10-CM |
| C43.61 | Malignant melanoma of right upper limb, including shoulder | Diagnosis | ICD-10-CM |
| C43.62 | Malignant melanoma of left upper limb, including shoulder | Diagnosis | ICD-10-CM |
| C43.7 | Malignant melanoma of lower limb, including hip | Diagnosis | ICD-10-CM |
| C43.70 | Malignant melanoma of unspecified lower limb, including hip | Diagnosis | ICD-10-CM |
| C43.71 | Malignant melanoma of right lower limb, including hip | Diagnosis | ICD-10-CM |
| C43.72 | Malignant melanoma of left lower limb, including hip | Diagnosis | ICD-10-CM |
| C43.8 | Malignant melanoma of overlapping sites of skin | Diagnosis | ICD-10-CM |
| C43.9 | Malignant melanoma of skin, unspecified | Diagnosis | ICD-10-CM |
| C45 | Mesothelioma | Diagnosis | ICD-10-CM |
| C45.0 | Mesothelioma of pleura | Diagnosis | ICD-10-CM |
| C45.1 | Mesothelioma of peritoneum | Diagnosis | ICD-10-CM |
| C45.2 | Mesothelioma of pericardium | Diagnosis | ICD-10-CM |
| C45.7 | Mesothelioma of other sites | Diagnosis | ICD-10-CM |
| C45.9 | Mesothelioma, unspecified | Diagnosis | ICD-10-CM |
| C46 | Kaposi's sarcoma | Diagnosis | ICD-10-CM |
| C46.0 | Kaposi's sarcoma of skin | Diagnosis | ICD-10-CM |

Appendix C.1. List of RxNorm Concept Unique Identifier (RXCUI), Logical Observation Identifiers Names and Codes (LOINC), International Classification of Diseases, Tenth Revision, Clinical Modification (ICD-10-CM), International Classification of Diseases, Tenth Revision, Procedure Coding System (ICD-10-PCS), Healthcare Common Procedure Coding System (HCPCS), and Current Procedural Terminology (CPT) Codes Used to Define Baseline Characteristics for this Request

| Code | Description | Code Category | Code Type |
|-------------|---|----------------------|------------------|
| C46.1 | Kaposi's sarcoma of soft tissue | Diagnosis | ICD-10-CM |
| C46.2 | Kaposi's sarcoma of palate | Diagnosis | ICD-10-CM |
| C46.3 | Kaposi's sarcoma of lymph nodes | Diagnosis | ICD-10-CM |
| C46.4 | Kaposi's sarcoma of gastrointestinal sites | Diagnosis | ICD-10-CM |
| C46.5 | Kaposi's sarcoma of lung | Diagnosis | ICD-10-CM |
| C46.50 | Kaposi's sarcoma of unspecified lung | Diagnosis | ICD-10-CM |
| C46.51 | Kaposi's sarcoma of right lung | Diagnosis | ICD-10-CM |
| C46.52 | Kaposi's sarcoma of left lung | Diagnosis | ICD-10-CM |
| C46.7 | Kaposi's sarcoma of other sites | Diagnosis | ICD-10-CM |
| C46.9 | Kaposi's sarcoma, unspecified | Diagnosis | ICD-10-CM |
| C47 | Malignant neoplasm of peripheral nerves and autonomic nervous system | Diagnosis | ICD-10-CM |
| C47.0 | Malignant neoplasm of peripheral nerves of head, face and neck | Diagnosis | ICD-10-CM |
| C47.1 | Malignant neoplasm of peripheral nerves of upper limb, including shoulder | Diagnosis | ICD-10-CM |
| C47.10 | Malignant neoplasm of peripheral nerves of unspecified upper limb, including shoulder | Diagnosis | ICD-10-CM |
| C47.11 | Malignant neoplasm of peripheral nerves of right upper limb, including shoulder | Diagnosis | ICD-10-CM |
| C47.12 | Malignant neoplasm of peripheral nerves of left upper limb, including shoulder | Diagnosis | ICD-10-CM |
| C47.2 | Malignant neoplasm of peripheral nerves of lower limb, including hip | Diagnosis | ICD-10-CM |
| C47.20 | Malignant neoplasm of peripheral nerves of unspecified lower limb, including hip | Diagnosis | ICD-10-CM |
| C47.21 | Malignant neoplasm of peripheral nerves of right lower limb, including hip | Diagnosis | ICD-10-CM |
| C47.22 | Malignant neoplasm of peripheral nerves of left lower limb, including hip | Diagnosis | ICD-10-CM |
| C47.3 | Malignant neoplasm of peripheral nerves of thorax | Diagnosis | ICD-10-CM |
| C47.4 | Malignant neoplasm of peripheral nerves of abdomen | Diagnosis | ICD-10-CM |
| C47.5 | Malignant neoplasm of peripheral nerves of pelvis | Diagnosis | ICD-10-CM |
| C47.6 | Malignant neoplasm of peripheral nerves of trunk, unspecified | Diagnosis | ICD-10-CM |
| C47.8 | Malignant neoplasm of overlapping sites of peripheral nerves and autonomic nervous system | Diagnosis | ICD-10-CM |
| C47.9 | Malignant neoplasm of peripheral nerves and autonomic nervous system, unspecified | Diagnosis | ICD-10-CM |
| C48 | Malignant neoplasm of retroperitoneum and peritoneum | Diagnosis | ICD-10-CM |
| C48.0 | Malignant neoplasm of retroperitoneum | Diagnosis | ICD-10-CM |
| C48.1 | Malignant neoplasm of specified parts of peritoneum | Diagnosis | ICD-10-CM |
| C48.2 | Malignant neoplasm of peritoneum, unspecified | Diagnosis | ICD-10-CM |

Appendix C.1. List of RxNorm Concept Unique Identifier (RXCUI), Logical Observation Identifiers Names and Codes (LOINC), International Classification of Diseases, Tenth Revision, Clinical Modification (ICD-10-CM), International Classification of Diseases, Tenth Revision, Procedure Coding System (ICD-10-PCS), Healthcare Common Procedure Coding System (HCPCS), and Current Procedural Terminology (CPT) Codes Used to Define Baseline Characteristics for this Request

| Code | Description | Code Category | Code Type |
|-------------|--|----------------------|------------------|
| C48.8 | Malignant neoplasm of overlapping sites of retroperitoneum and peritoneum | Diagnosis | ICD-10-CM |
| C49 | Malignant neoplasm of other connective and soft tissue | Diagnosis | ICD-10-CM |
| C49.0 | Malignant neoplasm of connective and soft tissue of head, face and neck | Diagnosis | ICD-10-CM |
| C49.1 | Malignant neoplasm of connective and soft tissue of upper limb, including shoulder | Diagnosis | ICD-10-CM |
| C49.10 | Malignant neoplasm of connective and soft tissue of unspecified upper limb, including shoulder | Diagnosis | ICD-10-CM |
| C49.11 | Malignant neoplasm of connective and soft tissue of right upper limb, including shoulder | Diagnosis | ICD-10-CM |
| C49.12 | Malignant neoplasm of connective and soft tissue of left upper limb, including shoulder | Diagnosis | ICD-10-CM |
| C49.2 | Malignant neoplasm of connective and soft tissue of lower limb, including hip | Diagnosis | ICD-10-CM |
| C49.20 | Malignant neoplasm of connective and soft tissue of unspecified lower limb, including hip | Diagnosis | ICD-10-CM |
| C49.21 | Malignant neoplasm of connective and soft tissue of right lower limb, including hip | Diagnosis | ICD-10-CM |
| C49.22 | Malignant neoplasm of connective and soft tissue of left lower limb, including hip | Diagnosis | ICD-10-CM |
| C49.3 | Malignant neoplasm of connective and soft tissue of thorax | Diagnosis | ICD-10-CM |
| C49.4 | Malignant neoplasm of connective and soft tissue of abdomen | Diagnosis | ICD-10-CM |
| C49.5 | Malignant neoplasm of connective and soft tissue of pelvis | Diagnosis | ICD-10-CM |
| C49.6 | Malignant neoplasm of connective and soft tissue of trunk, | Diagnosis | ICD-10-CM |
| C49.8 | Malignant neoplasm of overlapping sites of connective and soft tissue | Diagnosis | ICD-10-CM |
| C49.9 | Malignant neoplasm of connective and soft tissue, unspecified | Diagnosis | ICD-10-CM |
| C49.A | Gastrointestinal stromal tumor | Diagnosis | ICD-10-CM |
| C49.A0 | Gastrointestinal stromal tumor, unspecified site | Diagnosis | ICD-10-CM |
| C49.A1 | Gastrointestinal stromal tumor of esophagus | Diagnosis | ICD-10-CM |
| C49.A2 | Gastrointestinal stromal tumor of stomach | Diagnosis | ICD-10-CM |
| C49.A3 | Gastrointestinal stromal tumor of small intestine | Diagnosis | ICD-10-CM |
| C49.A4 | Gastrointestinal stromal tumor of large intestine | Diagnosis | ICD-10-CM |
| C49.A5 | Gastrointestinal stromal tumor of rectum | Diagnosis | ICD-10-CM |
| C49.A9 | Gastrointestinal stromal tumor of other sites | Diagnosis | ICD-10-CM |
| C4A | Merkel cell carcinoma | Diagnosis | ICD-10-CM |
| C4A.0 | Merkel cell carcinoma of lip | Diagnosis | ICD-10-CM |
| C4A.1 | Merkel cell carcinoma of eyelid, including canthus | Diagnosis | ICD-10-CM |
| C4A.10 | Merkel cell carcinoma of unspecified eyelid, including canthus | Diagnosis | ICD-10-CM |
| C4A.11 | Merkel cell carcinoma of right eyelid, including canthus | Diagnosis | ICD-10-CM |

Appendix C.1. List of RxNorm Concept Unique Identifier (RXCUI), Logical Observation Identifiers Names and Codes (LOINC), International Classification of Diseases, Tenth Revision, Clinical Modification (ICD-10-CM), International Classification of Diseases, Tenth Revision, Procedure Coding System (ICD-10-PCS), Healthcare Common Procedure Coding System (HCPCS), and Current Procedural Terminology (CPT) Codes Used to Define Baseline Characteristics for this Request

| Code | Description | Code Category | Code Type |
|-------------|---|----------------------|------------------|
| C4A.111 | Merkel cell carcinoma of right upper eyelid, including canthus | Diagnosis | ICD-10-CM |
| C4A.112 | Merkel cell carcinoma of right lower eyelid, including canthus | Diagnosis | ICD-10-CM |
| C4A.12 | Merkel cell carcinoma of left eyelid, including canthus | Diagnosis | ICD-10-CM |
| C4A.121 | Merkel cell carcinoma of left upper eyelid, including canthus | Diagnosis | ICD-10-CM |
| C4A.122 | Merkel cell carcinoma of left lower eyelid, including canthus | Diagnosis | ICD-10-CM |
| C4A.2 | Merkel cell carcinoma of ear and external auricular canal | Diagnosis | ICD-10-CM |
| C4A.20 | Merkel cell carcinoma of unspecified ear and external auricular canal | Diagnosis | ICD-10-CM |
| C4A.21 | Merkel cell carcinoma of right ear and external auricular canal | Diagnosis | ICD-10-CM |
| C4A.22 | Merkel cell carcinoma of left ear and external auricular canal | Diagnosis | ICD-10-CM |
| C4A.3 | Merkel cell carcinoma of other and unspecified parts of face | Diagnosis | ICD-10-CM |
| C4A.30 | Merkel cell carcinoma of unspecified part of face | Diagnosis | ICD-10-CM |
| C4A.31 | Merkel cell carcinoma of nose | Diagnosis | ICD-10-CM |
| C4A.39 | Merkel cell carcinoma of other parts of face | Diagnosis | ICD-10-CM |
| C4A.4 | Merkel cell carcinoma of scalp and neck | Diagnosis | ICD-10-CM |
| C4A.5 | Merkel cell carcinoma of trunk | Diagnosis | ICD-10-CM |
| C4A.51 | Merkel cell carcinoma of anal skin | Diagnosis | ICD-10-CM |
| C4A.52 | Merkel cell carcinoma of skin of breast | Diagnosis | ICD-10-CM |
| C4A.59 | Merkel cell carcinoma of other part of trunk | Diagnosis | ICD-10-CM |
| C4A.6 | Merkel cell carcinoma of upper limb, including shoulder | Diagnosis | ICD-10-CM |
| C4A.60 | Merkel cell carcinoma of unspecified upper limb, including shoulder | Diagnosis | ICD-10-CM |
| C4A.61 | Merkel cell carcinoma of right upper limb, including shoulder | Diagnosis | ICD-10-CM |
| C4A.62 | Merkel cell carcinoma of left upper limb, including shoulder | Diagnosis | ICD-10-CM |
| C4A.7 | Merkel cell carcinoma of lower limb, including hip | Diagnosis | ICD-10-CM |
| C4A.70 | Merkel cell carcinoma of unspecified lower limb, including hip | Diagnosis | ICD-10-CM |
| C4A.71 | Merkel cell carcinoma of right lower limb, including hip | Diagnosis | ICD-10-CM |
| C4A.72 | Merkel cell carcinoma of left lower limb, including hip | Diagnosis | ICD-10-CM |
| C4A.8 | Merkel cell carcinoma of overlapping sites | Diagnosis | ICD-10-CM |
| C4A.9 | Merkel cell carcinoma, unspecified | Diagnosis | ICD-10-CM |
| C50 | Malignant neoplasm of breast | Diagnosis | ICD-10-CM |
| C50.0 | Malignant neoplasm of nipple and areola | Diagnosis | ICD-10-CM |
| C50.01 | Malignant neoplasm of nipple and areola, female | Diagnosis | ICD-10-CM |
| C50.011 | Malignant neoplasm of nipple and areola, right female breast | Diagnosis | ICD-10-CM |
| C50.012 | Malignant neoplasm of nipple and areola, left female breast | Diagnosis | ICD-10-CM |
| C50.019 | Malignant neoplasm of nipple and areola, unspecified female breast | Diagnosis | ICD-10-CM |
| C50.02 | Malignant neoplasm of nipple and areola, male | Diagnosis | ICD-10-CM |
| C50.021 | Malignant neoplasm of nipple and areola, right male breast | Diagnosis | ICD-10-CM |
| C50.022 | Malignant neoplasm of nipple and areola, left male breast | Diagnosis | ICD-10-CM |
| C50.029 | Malignant neoplasm of nipple and areola, unspecified male breast | Diagnosis | ICD-10-CM |
| C50.1 | Malignant neoplasm of central portion of breast | Diagnosis | ICD-10-CM |
| C50.11 | Malignant neoplasm of central portion of breast, female | Diagnosis | ICD-10-CM |

Appendix C.1. List of RxNorm Concept Unique Identifier (RXCUI), Logical Observation Identifiers Names and Codes (LOINC), International Classification of Diseases, Tenth Revision, Clinical Modification (ICD-10-CM), International Classification of Diseases, Tenth Revision, Procedure Coding System (ICD-10-PCS), Healthcare Common Procedure Coding System (HCPCS), and Current Procedural Terminology (CPT) Codes Used to Define Baseline Characteristics for this Request

| Code | Description | Code Category | Code Type |
|-------------|---|----------------------|------------------|
| C50.111 | Malignant neoplasm of central portion of right female breast | Diagnosis | ICD-10-CM |
| C50.112 | Malignant neoplasm of central portion of left female breast | Diagnosis | ICD-10-CM |
| C50.119 | Malignant neoplasm of central portion of unspecified female breast | Diagnosis | ICD-10-CM |
| C50.12 | Malignant neoplasm of central portion of breast, male | Diagnosis | ICD-10-CM |
| C50.121 | Malignant neoplasm of central portion of right male breast | Diagnosis | ICD-10-CM |
| C50.122 | Malignant neoplasm of central portion of left male breast | Diagnosis | ICD-10-CM |
| C50.129 | Malignant neoplasm of central portion of unspecified male breast | Diagnosis | ICD-10-CM |
| C50.2 | Malignant neoplasm of upper-inner quadrant of breast | Diagnosis | ICD-10-CM |
| C50.21 | Malignant neoplasm of upper-inner quadrant of breast, female | Diagnosis | ICD-10-CM |
| C50.211 | Malignant neoplasm of upper-inner quadrant of right female breast | Diagnosis | ICD-10-CM |
| C50.212 | Malignant neoplasm of upper-inner quadrant of left female breast | Diagnosis | ICD-10-CM |
| C50.219 | Malignant neoplasm of upper-inner quadrant of unspecified female breast | Diagnosis | ICD-10-CM |
| C50.22 | Malignant neoplasm of upper-inner quadrant of breast, male | Diagnosis | ICD-10-CM |
| C50.221 | Malignant neoplasm of upper-inner quadrant of right male breast | Diagnosis | ICD-10-CM |
| C50.222 | Malignant neoplasm of upper-inner quadrant of left male breast | Diagnosis | ICD-10-CM |
| C50.229 | Malignant neoplasm of upper-inner quadrant of unspecified male breast | Diagnosis | ICD-10-CM |
| C50.3 | Malignant neoplasm of lower-inner quadrant of breast | Diagnosis | ICD-10-CM |
| C50.31 | Malignant neoplasm of lower-inner quadrant of breast, female | Diagnosis | ICD-10-CM |
| C50.311 | Malignant neoplasm of lower-inner quadrant of right female breast | Diagnosis | ICD-10-CM |
| C50.312 | Malignant neoplasm of lower-inner quadrant of left female breast | Diagnosis | ICD-10-CM |
| C50.319 | Malignant neoplasm of lower-inner quadrant of unspecified female breast | Diagnosis | ICD-10-CM |
| C50.32 | Malignant neoplasm of lower-inner quadrant of breast, male | Diagnosis | ICD-10-CM |
| C50.321 | Malignant neoplasm of lower-inner quadrant of right male breast | Diagnosis | ICD-10-CM |
| C50.322 | Malignant neoplasm of lower-inner quadrant of left male breast | Diagnosis | ICD-10-CM |
| C50.329 | Malignant neoplasm of lower-inner quadrant of unspecified male breast | Diagnosis | ICD-10-CM |
| C50.4 | Malignant neoplasm of upper-outer quadrant of breast | Diagnosis | ICD-10-CM |
| C50.41 | Malignant neoplasm of upper-outer quadrant of breast, female | Diagnosis | ICD-10-CM |
| C50.411 | Malignant neoplasm of upper-outer quadrant of right female breast | Diagnosis | ICD-10-CM |
| C50.412 | Malignant neoplasm of upper-outer quadrant of left female breast | Diagnosis | ICD-10-CM |
| C50.419 | Malignant neoplasm of upper-outer quadrant of unspecified female breast | Diagnosis | ICD-10-CM |
| C50.42 | Malignant neoplasm of upper-outer quadrant of breast, male | Diagnosis | ICD-10-CM |
| C50.421 | Malignant neoplasm of upper-outer quadrant of right male breast | Diagnosis | ICD-10-CM |
| C50.422 | Malignant neoplasm of upper-outer quadrant of left male breast | Diagnosis | ICD-10-CM |
| C50.429 | Malignant neoplasm of upper-outer quadrant of unspecified male breast | Diagnosis | ICD-10-CM |
| C50.5 | Malignant neoplasm of lower-outer quadrant of breast | Diagnosis | ICD-10-CM |
| C50.51 | Malignant neoplasm of lower-outer quadrant of breast, female | Diagnosis | ICD-10-CM |

Appendix C.1. List of RxNorm Concept Unique Identifier (RXCUI), Logical Observation Identifiers Names and Codes (LOINC), International Classification of Diseases, Tenth Revision, Clinical Modification (ICD-10-CM), International Classification of Diseases, Tenth Revision, Procedure Coding System (ICD-10-PCS), Healthcare Common Procedure Coding System (HCPCS), and Current Procedural Terminology (CPT) Codes Used to Define Baseline Characteristics for this Request

| Code | Description | Code Category | Code Type |
|-------------|---|----------------------|------------------|
| C50.511 | Malignant neoplasm of lower-outer quadrant of right female breast | Diagnosis | ICD-10-CM |
| C50.512 | Malignant neoplasm of lower-outer quadrant of left female breast | Diagnosis | ICD-10-CM |
| C50.519 | Malignant neoplasm of lower-outer quadrant of unspecified female breast | Diagnosis | ICD-10-CM |
| C50.52 | Malignant neoplasm of lower-outer quadrant of breast, male | Diagnosis | ICD-10-CM |
| C50.521 | Malignant neoplasm of lower-outer quadrant of right male breast | Diagnosis | ICD-10-CM |
| C50.522 | Malignant neoplasm of lower-outer quadrant of left male breast | Diagnosis | ICD-10-CM |
| C50.529 | Malignant neoplasm of lower-outer quadrant of unspecified male breast | Diagnosis | ICD-10-CM |
| C50.6 | Malignant neoplasm of axillary tail of breast | Diagnosis | ICD-10-CM |
| C50.61 | Malignant neoplasm of axillary tail of breast, female | Diagnosis | ICD-10-CM |
| C50.611 | Malignant neoplasm of axillary tail of right female breast | Diagnosis | ICD-10-CM |
| C50.612 | Malignant neoplasm of axillary tail of left female breast | Diagnosis | ICD-10-CM |
| C50.619 | Malignant neoplasm of axillary tail of unspecified female breast | Diagnosis | ICD-10-CM |
| C50.62 | Malignant neoplasm of axillary tail of breast, male | Diagnosis | ICD-10-CM |
| C50.621 | Malignant neoplasm of axillary tail of right male breast | Diagnosis | ICD-10-CM |
| C50.622 | Malignant neoplasm of axillary tail of left male breast | Diagnosis | ICD-10-CM |
| C50.629 | Malignant neoplasm of axillary tail of unspecified male breast | Diagnosis | ICD-10-CM |
| C50.8 | Malignant neoplasm of overlapping sites of breast | Diagnosis | ICD-10-CM |
| C50.81 | Malignant neoplasm of overlapping sites of breast, female | Diagnosis | ICD-10-CM |
| C50.811 | Malignant neoplasm of overlapping sites of right female breast | Diagnosis | ICD-10-CM |
| C50.812 | Malignant neoplasm of overlapping sites of left female breast | Diagnosis | ICD-10-CM |
| C50.819 | Malignant neoplasm of overlapping sites of unspecified female breast | Diagnosis | ICD-10-CM |
| C50.82 | Malignant neoplasm of overlapping sites of breast, male | Diagnosis | ICD-10-CM |
| C50.821 | Malignant neoplasm of overlapping sites of right male breast | Diagnosis | ICD-10-CM |
| C50.822 | Malignant neoplasm of overlapping sites of left male breast | Diagnosis | ICD-10-CM |
| C50.829 | Malignant neoplasm of overlapping sites of unspecified male breast | Diagnosis | ICD-10-CM |
| C50.9 | Malignant neoplasm of breast of unspecified site | Diagnosis | ICD-10-CM |
| C50.91 | Malignant neoplasm of breast of unspecified site, female | Diagnosis | ICD-10-CM |
| C50.911 | Malignant neoplasm of unspecified site of right female breast | Diagnosis | ICD-10-CM |
| C50.912 | Malignant neoplasm of unspecified site of left female breast | Diagnosis | ICD-10-CM |
| C50.919 | Malignant neoplasm of unspecified site of unspecified female breast | Diagnosis | ICD-10-CM |
| C50.92 | Malignant neoplasm of breast of unspecified site, male | Diagnosis | ICD-10-CM |
| C50.921 | Malignant neoplasm of unspecified site of right male breast | Diagnosis | ICD-10-CM |
| C50.922 | Malignant neoplasm of unspecified site of left male breast | Diagnosis | ICD-10-CM |
| C50.929 | Malignant neoplasm of unspecified site of unspecified male breast | Diagnosis | ICD-10-CM |
| C51 | Malignant neoplasm of vulva | Diagnosis | ICD-10-CM |
| C51.0 | Malignant neoplasm of labium majus | Diagnosis | ICD-10-CM |
| C51.1 | Malignant neoplasm of labium minus | Diagnosis | ICD-10-CM |
| C51.2 | Malignant neoplasm of clitoris | Diagnosis | ICD-10-CM |

Appendix C.1. List of RxNorm Concept Unique Identifier (RXCUI), Logical Observation Identifiers Names and Codes (LOINC), International Classification of Diseases, Tenth Revision, Clinical Modification (ICD-10-CM), International Classification of Diseases, Tenth Revision, Procedure Coding System (ICD-10-PCS), Healthcare Common Procedure Coding System (HCPCS), and Current Procedural Terminology (CPT) Codes Used to Define Baseline Characteristics for this Request

| Code | Description | Code Category | Code Type |
|-------------|---|----------------------|------------------|
| C51.8 | Malignant neoplasm of overlapping sites of vulva | Diagnosis | ICD-10-CM |
| C51.9 | Malignant neoplasm of vulva, unspecified | Diagnosis | ICD-10-CM |
| C52 | Malignant neoplasm of vagina | Diagnosis | ICD-10-CM |
| C53 | Malignant neoplasm of cervix uteri | Diagnosis | ICD-10-CM |
| C53.0 | Malignant neoplasm of endocervix | Diagnosis | ICD-10-CM |
| C53.1 | Malignant neoplasm of exocervix | Diagnosis | ICD-10-CM |
| C53.8 | Malignant neoplasm of overlapping sites of cervix uteri | Diagnosis | ICD-10-CM |
| C53.9 | Malignant neoplasm of cervix uteri, unspecified | Diagnosis | ICD-10-CM |
| C54 | Malignant neoplasm of corpus uteri | Diagnosis | ICD-10-CM |
| C54.0 | Malignant neoplasm of isthmus uteri | Diagnosis | ICD-10-CM |
| C54.1 | Malignant neoplasm of endometrium | Diagnosis | ICD-10-CM |
| C54.2 | Malignant neoplasm of myometrium | Diagnosis | ICD-10-CM |
| C54.3 | Malignant neoplasm of fundus uteri | Diagnosis | ICD-10-CM |
| C54.8 | Malignant neoplasm of overlapping sites of corpus uteri | Diagnosis | ICD-10-CM |
| C54.9 | Malignant neoplasm of corpus uteri, unspecified | Diagnosis | ICD-10-CM |
| C55 | Malignant neoplasm of uterus, part unspecified | Diagnosis | ICD-10-CM |
| C56 | Malignant neoplasm of ovary | Diagnosis | ICD-10-CM |
| C56.1 | Malignant neoplasm of right ovary | Diagnosis | ICD-10-CM |
| C56.2 | Malignant neoplasm of left ovary | Diagnosis | ICD-10-CM |
| C56.9 | Malignant neoplasm of unspecified ovary | Diagnosis | ICD-10-CM |
| C57 | Malignant neoplasm of other and unspecified female genital organs | Diagnosis | ICD-10-CM |
| C57.0 | Malignant neoplasm of fallopian tube | Diagnosis | ICD-10-CM |
| C57.00 | Malignant neoplasm of unspecified fallopian tube | Diagnosis | ICD-10-CM |
| C57.01 | Malignant neoplasm of right fallopian tube | Diagnosis | ICD-10-CM |
| C57.02 | Malignant neoplasm of left fallopian tube | Diagnosis | ICD-10-CM |
| C57.1 | Malignant neoplasm of broad ligament | Diagnosis | ICD-10-CM |
| C57.10 | Malignant neoplasm of unspecified broad ligament | Diagnosis | ICD-10-CM |
| C57.11 | Malignant neoplasm of right broad ligament | Diagnosis | ICD-10-CM |
| C57.12 | Malignant neoplasm of left broad ligament | Diagnosis | ICD-10-CM |
| C57.2 | Malignant neoplasm of round ligament | Diagnosis | ICD-10-CM |
| C57.20 | Malignant neoplasm of unspecified round ligament | Diagnosis | ICD-10-CM |
| C57.21 | Malignant neoplasm of right round ligament | Diagnosis | ICD-10-CM |
| C57.22 | Malignant neoplasm of left round ligament | Diagnosis | ICD-10-CM |
| C57.3 | Malignant neoplasm of parametrium | Diagnosis | ICD-10-CM |
| C57.4 | Malignant neoplasm of uterine adnexa, unspecified | Diagnosis | ICD-10-CM |
| C57.7 | Malignant neoplasm of other specified female genital organs | Diagnosis | ICD-10-CM |
| C57.8 | Malignant neoplasm of overlapping sites of female genital organs | Diagnosis | ICD-10-CM |
| C57.9 | Malignant neoplasm of female genital organ, unspecified | Diagnosis | ICD-10-CM |
| C58 | Malignant neoplasm of placenta | Diagnosis | ICD-10-CM |
| C60 | Malignant neoplasm of penis | Diagnosis | ICD-10-CM |

Appendix C.1. List of RxNorm Concept Unique Identifier (RXCUI), Logical Observation Identifiers Names and Codes (LOINC), International Classification of Diseases, Tenth Revision, Clinical Modification (ICD-10-CM), International Classification of Diseases, Tenth Revision, Procedure Coding System (ICD-10-PCS), Healthcare Common Procedure Coding System (HCPCS), and Current Procedural Terminology (CPT) Codes Used to Define Baseline Characteristics for this Request

| Code | Description | Code Category | Code Type |
|-------------|--|----------------------|------------------|
| C60.0 | Malignant neoplasm of prepuce | Diagnosis | ICD-10-CM |
| C60.1 | Malignant neoplasm of glans penis | Diagnosis | ICD-10-CM |
| C60.2 | Malignant neoplasm of body of penis | Diagnosis | ICD-10-CM |
| C60.8 | Malignant neoplasm of overlapping sites of penis | Diagnosis | ICD-10-CM |
| C60.9 | Malignant neoplasm of penis, unspecified | Diagnosis | ICD-10-CM |
| C61 | Malignant neoplasm of prostate | Diagnosis | ICD-10-CM |
| C62 | Malignant neoplasm of testis | Diagnosis | ICD-10-CM |
| C62.0 | Malignant neoplasm of undescended testis | Diagnosis | ICD-10-CM |
| C62.00 | Malignant neoplasm of unspecified undescended testis | Diagnosis | ICD-10-CM |
| C62.01 | Malignant neoplasm of undescended right testis | Diagnosis | ICD-10-CM |
| C62.02 | Malignant neoplasm of undescended left testis | Diagnosis | ICD-10-CM |
| C62.1 | Malignant neoplasm of descended testis | Diagnosis | ICD-10-CM |
| C62.10 | Malignant neoplasm of unspecified descended testis | Diagnosis | ICD-10-CM |
| C62.11 | Malignant neoplasm of descended right testis | Diagnosis | ICD-10-CM |
| C62.12 | Malignant neoplasm of descended left testis | Diagnosis | ICD-10-CM |
| C62.9 | Malignant neoplasm of testis, unspecified whether descended or undescended | Diagnosis | ICD-10-CM |
| C62.90 | Malignant neoplasm of unspecified testis, unspecified whether descended or undescended | Diagnosis | ICD-10-CM |
| C62.91 | Malignant neoplasm of right testis, unspecified whether descended or undescended | Diagnosis | ICD-10-CM |
| C62.92 | Malignant neoplasm of left testis, unspecified whether descended or undescended | Diagnosis | ICD-10-CM |
| C63 | Malignant neoplasm of other and unspecified male genital organs | Diagnosis | ICD-10-CM |
| C63.0 | Malignant neoplasm of epididymis | Diagnosis | ICD-10-CM |
| C63.00 | Malignant neoplasm of unspecified epididymis | Diagnosis | ICD-10-CM |
| C63.01 | Malignant neoplasm of right epididymis | Diagnosis | ICD-10-CM |
| C63.02 | Malignant neoplasm of left epididymis | Diagnosis | ICD-10-CM |
| C63.1 | Malignant neoplasm of spermatic cord | Diagnosis | ICD-10-CM |
| C63.10 | Malignant neoplasm of unspecified spermatic cord | Diagnosis | ICD-10-CM |
| C63.11 | Malignant neoplasm of right spermatic cord | Diagnosis | ICD-10-CM |
| C63.12 | Malignant neoplasm of left spermatic cord | Diagnosis | ICD-10-CM |
| C63.2 | Malignant neoplasm of scrotum | Diagnosis | ICD-10-CM |
| C63.7 | Malignant neoplasm of other specified male genital organs | Diagnosis | ICD-10-CM |
| C63.8 | Malignant neoplasm of overlapping sites of male genital organs | Diagnosis | ICD-10-CM |
| C63.9 | Malignant neoplasm of male genital organ, unspecified | Diagnosis | ICD-10-CM |
| C64 | Malignant neoplasm of kidney, except renal pelvis | Diagnosis | ICD-10-CM |
| C64.1 | Malignant neoplasm of right kidney, except renal pelvis | Diagnosis | ICD-10-CM |
| C64.2 | Malignant neoplasm of left kidney, except renal pelvis | Diagnosis | ICD-10-CM |
| C64.9 | Malignant neoplasm of unspecified kidney, except renal pelvis | Diagnosis | ICD-10-CM |

Appendix C.1. List of RxNorm Concept Unique Identifier (RXCUI), Logical Observation Identifiers Names and Codes (LOINC), International Classification of Diseases, Tenth Revision, Clinical Modification (ICD-10-CM), International Classification of Diseases, Tenth Revision, Procedure Coding System (ICD-10-PCS), Healthcare Common Procedure Coding System (HCPCS), and Current Procedural Terminology (CPT) Codes Used to Define Baseline Characteristics for this Request

| Code | Description | Code Category | Code Type |
|-------------|--|----------------------|------------------|
| C65 | Malignant neoplasm of renal pelvis | Diagnosis | ICD-10-CM |
| C65.1 | Malignant neoplasm of right renal pelvis | Diagnosis | ICD-10-CM |
| C65.2 | Malignant neoplasm of left renal pelvis | Diagnosis | ICD-10-CM |
| C65.9 | Malignant neoplasm of unspecified renal pelvis | Diagnosis | ICD-10-CM |
| C66 | Malignant neoplasm of ureter | Diagnosis | ICD-10-CM |
| C66.1 | Malignant neoplasm of right ureter | Diagnosis | ICD-10-CM |
| C66.2 | Malignant neoplasm of left ureter | Diagnosis | ICD-10-CM |
| C66.9 | Malignant neoplasm of unspecified ureter | Diagnosis | ICD-10-CM |
| C67 | Malignant neoplasm of bladder | Diagnosis | ICD-10-CM |
| C67.0 | Malignant neoplasm of trigone of bladder | Diagnosis | ICD-10-CM |
| C67.1 | Malignant neoplasm of dome of bladder | Diagnosis | ICD-10-CM |
| C67.2 | Malignant neoplasm of lateral wall of bladder | Diagnosis | ICD-10-CM |
| C67.3 | Malignant neoplasm of anterior wall of bladder | Diagnosis | ICD-10-CM |
| C67.4 | Malignant neoplasm of posterior wall of bladder | Diagnosis | ICD-10-CM |
| C67.5 | Malignant neoplasm of bladder neck | Diagnosis | ICD-10-CM |
| C67.6 | Malignant neoplasm of ureteric orifice | Diagnosis | ICD-10-CM |
| C67.7 | Malignant neoplasm of urachus | Diagnosis | ICD-10-CM |
| C67.8 | Malignant neoplasm of overlapping sites of bladder | Diagnosis | ICD-10-CM |
| C67.9 | Malignant neoplasm of bladder, unspecified | Diagnosis | ICD-10-CM |
| C68 | Malignant neoplasm of other and unspecified urinary organs | Diagnosis | ICD-10-CM |
| C68.0 | Malignant neoplasm of urethra | Diagnosis | ICD-10-CM |
| C68.1 | Malignant neoplasm of paraurethral glands | Diagnosis | ICD-10-CM |
| C68.8 | Malignant neoplasm of overlapping sites of urinary organs | Diagnosis | ICD-10-CM |
| C68.9 | Malignant neoplasm of urinary organ, unspecified | Diagnosis | ICD-10-CM |
| C69 | Malignant neoplasm of eye and adnexa | Diagnosis | ICD-10-CM |
| C69.0 | Malignant neoplasm of conjunctiva | Diagnosis | ICD-10-CM |
| C69.00 | Malignant neoplasm of unspecified conjunctiva | Diagnosis | ICD-10-CM |
| C69.01 | Malignant neoplasm of right conjunctiva | Diagnosis | ICD-10-CM |
| C69.02 | Malignant neoplasm of left conjunctiva | Diagnosis | ICD-10-CM |
| C69.1 | Malignant neoplasm of cornea | Diagnosis | ICD-10-CM |
| C69.10 | Malignant neoplasm of unspecified cornea | Diagnosis | ICD-10-CM |
| C69.11 | Malignant neoplasm of right cornea | Diagnosis | ICD-10-CM |
| C69.12 | Malignant neoplasm of left cornea | Diagnosis | ICD-10-CM |
| C69.2 | Malignant neoplasm of retina | Diagnosis | ICD-10-CM |
| C69.20 | Malignant neoplasm of unspecified retina | Diagnosis | ICD-10-CM |
| C69.21 | Malignant neoplasm of right retina | Diagnosis | ICD-10-CM |
| C69.22 | Malignant neoplasm of left retina | Diagnosis | ICD-10-CM |
| C69.3 | Malignant neoplasm of choroid | Diagnosis | ICD-10-CM |
| C69.30 | Malignant neoplasm of unspecified choroid | Diagnosis | ICD-10-CM |
| C69.31 | Malignant neoplasm of right choroid | Diagnosis | ICD-10-CM |

Appendix C.1. List of RxNorm Concept Unique Identifier (RXCUI), Logical Observation Identifiers Names and Codes (LOINC), International Classification of Diseases, Tenth Revision, Clinical Modification (ICD-10-CM), International Classification of Diseases, Tenth Revision, Procedure Coding System (ICD-10-PCS), Healthcare Common Procedure Coding System (HCPCS), and Current Procedural Terminology (CPT) Codes Used to Define Baseline Characteristics for this Request

| Code | Description | Code Category | Code Type |
|-------------|---|----------------------|------------------|
| C69.32 | Malignant neoplasm of left choroid | Diagnosis | ICD-10-CM |
| C69.4 | Malignant neoplasm of ciliary body | Diagnosis | ICD-10-CM |
| C69.40 | Malignant neoplasm of unspecified ciliary body | Diagnosis | ICD-10-CM |
| C69.41 | Malignant neoplasm of right ciliary body | Diagnosis | ICD-10-CM |
| C69.42 | Malignant neoplasm of left ciliary body | Diagnosis | ICD-10-CM |
| C69.5 | Malignant neoplasm of lacrimal gland and duct | Diagnosis | ICD-10-CM |
| C69.50 | Malignant neoplasm of unspecified lacrimal gland and duct | Diagnosis | ICD-10-CM |
| C69.51 | Malignant neoplasm of right lacrimal gland and duct | Diagnosis | ICD-10-CM |
| C69.52 | Malignant neoplasm of left lacrimal gland and duct | Diagnosis | ICD-10-CM |
| C69.6 | Malignant neoplasm of orbit | Diagnosis | ICD-10-CM |
| C69.60 | Malignant neoplasm of unspecified orbit | Diagnosis | ICD-10-CM |
| C69.61 | Malignant neoplasm of right orbit | Diagnosis | ICD-10-CM |
| C69.62 | Malignant neoplasm of left orbit | Diagnosis | ICD-10-CM |
| C69.8 | Malignant neoplasm of overlapping sites of eye and adnexa | Diagnosis | ICD-10-CM |
| C69.80 | Malignant neoplasm of overlapping sites of unspecified eye and | Diagnosis | ICD-10-CM |
| C69.81 | Malignant neoplasm of overlapping sites of right eye and adnexa | Diagnosis | ICD-10-CM |
| C69.82 | Malignant neoplasm of overlapping sites of left eye and adnexa | Diagnosis | ICD-10-CM |
| C69.9 | Malignant neoplasm of unspecified site of eye | Diagnosis | ICD-10-CM |
| C69.90 | Malignant neoplasm of unspecified site of unspecified eye | Diagnosis | ICD-10-CM |
| C69.91 | Malignant neoplasm of unspecified site of right eye | Diagnosis | ICD-10-CM |
| C69.92 | Malignant neoplasm of unspecified site of left eye | Diagnosis | ICD-10-CM |
| C70 | Malignant neoplasm of meninges | Diagnosis | ICD-10-CM |
| C70.0 | Malignant neoplasm of cerebral meninges | Diagnosis | ICD-10-CM |
| C70.1 | Malignant neoplasm of spinal meninges | Diagnosis | ICD-10-CM |
| C70.9 | Malignant neoplasm of meninges, unspecified | Diagnosis | ICD-10-CM |
| C71 | Malignant neoplasm of brain | Diagnosis | ICD-10-CM |
| C71.0 | Malignant neoplasm of cerebrum, except lobes and ventricles | Diagnosis | ICD-10-CM |
| C71.1 | Malignant neoplasm of frontal lobe | Diagnosis | ICD-10-CM |
| C71.2 | Malignant neoplasm of temporal lobe | Diagnosis | ICD-10-CM |
| C71.3 | Malignant neoplasm of parietal lobe | Diagnosis | ICD-10-CM |
| C71.4 | Malignant neoplasm of occipital lobe | Diagnosis | ICD-10-CM |
| C71.5 | Malignant neoplasm of cerebral ventricle | Diagnosis | ICD-10-CM |
| C71.6 | Malignant neoplasm of cerebellum | Diagnosis | ICD-10-CM |
| C71.7 | Malignant neoplasm of brain stem | Diagnosis | ICD-10-CM |
| C71.8 | Malignant neoplasm of overlapping sites of brain | Diagnosis | ICD-10-CM |
| C71.9 | Malignant neoplasm of brain, unspecified | Diagnosis | ICD-10-CM |
| C72 | Malignant neoplasm of spinal cord, cranial nerves and other parts of central nervous system | Diagnosis | ICD-10-CM |
| C72.0 | Malignant neoplasm of spinal cord | Diagnosis | ICD-10-CM |
| C72.1 | Malignant neoplasm of cauda equina | Diagnosis | ICD-10-CM |

Appendix C.1. List of RxNorm Concept Unique Identifier (RXCUI), Logical Observation Identifiers Names and Codes (LOINC), International Classification of Diseases, Tenth Revision, Clinical Modification (ICD-10-CM), International Classification of Diseases, Tenth Revision, Procedure Coding System (ICD-10-PCS), Healthcare Common Procedure Coding System (HCPCS), and Current Procedural Terminology (CPT) Codes Used to Define Baseline Characteristics for this Request

| Code | Description | Code Category | Code Type |
|-------------|---|----------------------|------------------|
| C72.2 | Malignant neoplasm of olfactory nerve | Diagnosis | ICD-10-CM |
| C72.20 | Malignant neoplasm of unspecified olfactory nerve | Diagnosis | ICD-10-CM |
| C72.21 | Malignant neoplasm of right olfactory nerve | Diagnosis | ICD-10-CM |
| C72.22 | Malignant neoplasm of left olfactory nerve | Diagnosis | ICD-10-CM |
| C72.3 | Malignant neoplasm of optic nerve | Diagnosis | ICD-10-CM |
| C72.30 | Malignant neoplasm of unspecified optic nerve | Diagnosis | ICD-10-CM |
| C72.31 | Malignant neoplasm of right optic nerve | Diagnosis | ICD-10-CM |
| C72.32 | Malignant neoplasm of left optic nerve | Diagnosis | ICD-10-CM |
| C72.4 | Malignant neoplasm of acoustic nerve | Diagnosis | ICD-10-CM |
| C72.40 | Malignant neoplasm of unspecified acoustic nerve | Diagnosis | ICD-10-CM |
| C72.41 | Malignant neoplasm of right acoustic nerve | Diagnosis | ICD-10-CM |
| C72.42 | Malignant neoplasm of left acoustic nerve | Diagnosis | ICD-10-CM |
| C72.5 | Malignant neoplasm of other and unspecified cranial nerves | Diagnosis | ICD-10-CM |
| C72.50 | Malignant neoplasm of unspecified cranial nerve | Diagnosis | ICD-10-CM |
| C72.59 | Malignant neoplasm of other cranial nerves | Diagnosis | ICD-10-CM |
| C72.9 | Malignant neoplasm of central nervous system, unspecified | Diagnosis | ICD-10-CM |
| C73 | Malignant neoplasm of thyroid gland | Diagnosis | ICD-10-CM |
| C74 | Malignant neoplasm of adrenal gland | Diagnosis | ICD-10-CM |
| C74.0 | Malignant neoplasm of cortex of adrenal gland | Diagnosis | ICD-10-CM |
| C74.00 | Malignant neoplasm of cortex of unspecified adrenal gland | Diagnosis | ICD-10-CM |
| C74.01 | Malignant neoplasm of cortex of right adrenal gland | Diagnosis | ICD-10-CM |
| C74.02 | Malignant neoplasm of cortex of left adrenal gland | Diagnosis | ICD-10-CM |
| C74.1 | Malignant neoplasm of medulla of adrenal gland | Diagnosis | ICD-10-CM |
| C74.10 | Malignant neoplasm of medulla of unspecified adrenal gland | Diagnosis | ICD-10-CM |
| C74.11 | Malignant neoplasm of medulla of right adrenal gland | Diagnosis | ICD-10-CM |
| C74.12 | Malignant neoplasm of medulla of left adrenal gland | Diagnosis | ICD-10-CM |
| C74.9 | Malignant neoplasm of unspecified part of adrenal gland | Diagnosis | ICD-10-CM |
| C74.90 | Malignant neoplasm of unspecified part of unspecified adrenal gland | Diagnosis | ICD-10-CM |
| C74.91 | Malignant neoplasm of unspecified part of right adrenal gland | Diagnosis | ICD-10-CM |
| C74.92 | Malignant neoplasm of unspecified part of left adrenal gland | Diagnosis | ICD-10-CM |
| C75 | Malignant neoplasm of other endocrine glands and related structures | Diagnosis | ICD-10-CM |
| C75.0 | Malignant neoplasm of parathyroid gland | Diagnosis | ICD-10-CM |
| C75.1 | Malignant neoplasm of pituitary gland | Diagnosis | ICD-10-CM |
| C75.2 | Malignant neoplasm of craniopharyngeal duct | Diagnosis | ICD-10-CM |
| C75.3 | Malignant neoplasm of pineal gland | Diagnosis | ICD-10-CM |
| C75.4 | Malignant neoplasm of carotid body | Diagnosis | ICD-10-CM |
| C75.5 | Malignant neoplasm of aortic body and other paraganglia | Diagnosis | ICD-10-CM |
| C75.8 | Malignant neoplasm with pluriglandular involvement, unspecified | Diagnosis | ICD-10-CM |
| C75.9 | Malignant neoplasm of endocrine gland, unspecified | Diagnosis | ICD-10-CM |
| C76 | Malignant neoplasm of other and ill-defined sites | Diagnosis | ICD-10-CM |

Appendix C.1. List of RxNorm Concept Unique Identifier (RXCUI), Logical Observation Identifiers Names and Codes (LOINC), International Classification of Diseases, Tenth Revision, Clinical Modification (ICD-10-CM), International Classification of Diseases, Tenth Revision, Procedure Coding System (ICD-10-PCS), Healthcare Common Procedure Coding System (HCPCS), and Current Procedural Terminology (CPT) Codes Used to Define Baseline Characteristics for this Request

| Code | Description | Code Category | Code Type |
|-------------|---|----------------------|------------------|
| C76.0 | Malignant neoplasm of head, face and neck | Diagnosis | ICD-10-CM |
| C76.1 | Malignant neoplasm of thorax | Diagnosis | ICD-10-CM |
| C76.2 | Malignant neoplasm of abdomen | Diagnosis | ICD-10-CM |
| C76.3 | Malignant neoplasm of pelvis | Diagnosis | ICD-10-CM |
| C76.4 | Malignant neoplasm of upper limb | Diagnosis | ICD-10-CM |
| C76.40 | Malignant neoplasm of unspecified upper limb | Diagnosis | ICD-10-CM |
| C76.41 | Malignant neoplasm of right upper limb | Diagnosis | ICD-10-CM |
| C76.42 | Malignant neoplasm of left upper limb | Diagnosis | ICD-10-CM |
| C76.5 | Malignant neoplasm of lower limb | Diagnosis | ICD-10-CM |
| C76.50 | Malignant neoplasm of unspecified lower limb | Diagnosis | ICD-10-CM |
| C76.51 | Malignant neoplasm of right lower limb | Diagnosis | ICD-10-CM |
| C76.52 | Malignant neoplasm of left lower limb | Diagnosis | ICD-10-CM |
| C76.8 | Malignant neoplasm of other specified ill-defined sites | Diagnosis | ICD-10-CM |
| C77 | Secondary and unspecified malignant neoplasm of lymph nodes | Diagnosis | ICD-10-CM |
| C77.0 | Secondary and unspecified malignant neoplasm of lymph nodes of head, face and neck | Diagnosis | ICD-10-CM |
| C77.1 | Secondary and unspecified malignant neoplasm of intrathoracic lymph nodes | Diagnosis | ICD-10-CM |
| C77.2 | Secondary and unspecified malignant neoplasm of intra-abdominal lymph nodes | Diagnosis | ICD-10-CM |
| C77.3 | Secondary and unspecified malignant neoplasm of axilla and upper limb lymph nodes | Diagnosis | ICD-10-CM |
| C77.4 | Secondary and unspecified malignant neoplasm of inguinal and lower limb lymph nodes | Diagnosis | ICD-10-CM |
| C77.5 | Secondary and unspecified malignant neoplasm of intrapelvic lymph nodes | Diagnosis | ICD-10-CM |
| C77.8 | Secondary and unspecified malignant neoplasm of lymph nodes of multiple regions | Diagnosis | ICD-10-CM |
| C77.9 | Secondary and unspecified malignant neoplasm of lymph node, unspecified | Diagnosis | ICD-10-CM |
| C78 | Secondary malignant neoplasm of respiratory and digestive organs | Diagnosis | ICD-10-CM |
| C78.0 | Secondary malignant neoplasm of lung | Diagnosis | ICD-10-CM |
| C78.00 | Secondary malignant neoplasm of unspecified lung | Diagnosis | ICD-10-CM |
| C78.01 | Secondary malignant neoplasm of right lung | Diagnosis | ICD-10-CM |
| C78.02 | Secondary malignant neoplasm of left lung | Diagnosis | ICD-10-CM |
| C78.1 | Secondary malignant neoplasm of mediastinum | Diagnosis | ICD-10-CM |
| C78.2 | Secondary malignant neoplasm of pleura | Diagnosis | ICD-10-CM |
| C78.3 | Secondary malignant neoplasm of other and unspecified respiratory organs | Diagnosis | ICD-10-CM |
| C78.30 | Secondary malignant neoplasm of unspecified respiratory organ | Diagnosis | ICD-10-CM |

Appendix C.1. List of RxNorm Concept Unique Identifier (RXCUI), Logical Observation Identifiers Names and Codes (LOINC), International Classification of Diseases, Tenth Revision, Clinical Modification (ICD-10-CM), International Classification of Diseases, Tenth Revision, Procedure Coding System (ICD-10-PCS), Healthcare Common Procedure Coding System (HCPCS), and Current Procedural Terminology (CPT) Codes Used to Define Baseline Characteristics for this Request

| Code | Description | Code Category | Code Type |
|-------------|--|----------------------|------------------|
| C78.39 | Secondary malignant neoplasm of other respiratory organs | Diagnosis | ICD-10-CM |
| C78.4 | Secondary malignant neoplasm of small intestine | Diagnosis | ICD-10-CM |
| C78.5 | Secondary malignant neoplasm of large intestine and rectum | Diagnosis | ICD-10-CM |
| C78.6 | Secondary malignant neoplasm of retroperitoneum and peritoneum | Diagnosis | ICD-10-CM |
| C78.7 | Secondary malignant neoplasm of liver and intrahepatic bile duct | Diagnosis | ICD-10-CM |
| C78.8 | Secondary malignant neoplasm of other and unspecified digestive organs | Diagnosis | ICD-10-CM |
| C78.80 | Secondary malignant neoplasm of unspecified digestive organ | Diagnosis | ICD-10-CM |
| C78.89 | Secondary malignant neoplasm of other digestive organs | Diagnosis | ICD-10-CM |
| C79 | Secondary malignant neoplasm of other and unspecified sites | Diagnosis | ICD-10-CM |
| C79.0 | Secondary malignant neoplasm of kidney and renal pelvis | Diagnosis | ICD-10-CM |
| C79.00 | Secondary malignant neoplasm of unspecified kidney and renal pelvis | Diagnosis | ICD-10-CM |
| C79.01 | Secondary malignant neoplasm of right kidney and renal pelvis | Diagnosis | ICD-10-CM |
| C79.02 | Secondary malignant neoplasm of left kidney and renal pelvis | Diagnosis | ICD-10-CM |
| C79.1 | Secondary malignant neoplasm of bladder and other and unspecified urinary organs | Diagnosis | ICD-10-CM |
| C79.10 | Secondary malignant neoplasm of unspecified urinary organs | Diagnosis | ICD-10-CM |
| C79.11 | Secondary malignant neoplasm of bladder | Diagnosis | ICD-10-CM |
| C79.19 | Secondary malignant neoplasm of other urinary organs | Diagnosis | ICD-10-CM |
| C79.2 | Secondary malignant neoplasm of skin | Diagnosis | ICD-10-CM |
| C79.3 | Secondary malignant neoplasm of brain and cerebral meninges | Diagnosis | ICD-10-CM |
| C79.31 | Secondary malignant neoplasm of brain | Diagnosis | ICD-10-CM |
| C79.32 | Secondary malignant neoplasm of cerebral meninges | Diagnosis | ICD-10-CM |
| C79.4 | Secondary malignant neoplasm of other and unspecified parts of nervous system | Diagnosis | ICD-10-CM |
| C79.40 | Secondary malignant neoplasm of unspecified part of nervous system | Diagnosis | ICD-10-CM |
| C79.49 | Secondary malignant neoplasm of other parts of nervous system | Diagnosis | ICD-10-CM |
| C79.5 | Secondary malignant neoplasm of bone and bone marrow | Diagnosis | ICD-10-CM |
| C79.51 | Secondary malignant neoplasm of bone | Diagnosis | ICD-10-CM |
| C79.52 | Secondary malignant neoplasm of bone marrow | Diagnosis | ICD-10-CM |
| C79.6 | Secondary malignant neoplasm of ovary | Diagnosis | ICD-10-CM |
| C79.60 | Secondary malignant neoplasm of unspecified ovary | Diagnosis | ICD-10-CM |
| C79.61 | Secondary malignant neoplasm of right ovary | Diagnosis | ICD-10-CM |
| C79.62 | Secondary malignant neoplasm of left ovary | Diagnosis | ICD-10-CM |
| C79.7 | Secondary malignant neoplasm of adrenal gland | Diagnosis | ICD-10-CM |
| C79.70 | Secondary malignant neoplasm of unspecified adrenal gland | Diagnosis | ICD-10-CM |
| C79.71 | Secondary malignant neoplasm of right adrenal gland | Diagnosis | ICD-10-CM |
| C79.72 | Secondary malignant neoplasm of left adrenal gland | Diagnosis | ICD-10-CM |
| C79.8 | Secondary malignant neoplasm of other specified sites | Diagnosis | ICD-10-CM |
| C79.81 | Secondary malignant neoplasm of breast | Diagnosis | ICD-10-CM |

Appendix C.1. List of RxNorm Concept Unique Identifier (RXCUI), Logical Observation Identifiers Names and Codes (LOINC), International Classification of Diseases, Tenth Revision, Clinical Modification (ICD-10-CM), International Classification of Diseases, Tenth Revision, Procedure Coding System (ICD-10-PCS), Healthcare Common Procedure Coding System (HCPCS), and Current Procedural Terminology (CPT) Codes Used to Define Baseline Characteristics for this Request

| Code | Description | Code Category | Code Type |
|-------------|---|----------------------|------------------|
| C79.82 | Secondary malignant neoplasm of genital organs | Diagnosis | ICD-10-CM |
| C79.89 | Secondary malignant neoplasm of other specified sites | Diagnosis | ICD-10-CM |
| C79.9 | Secondary malignant neoplasm of unspecified site | Diagnosis | ICD-10-CM |
| C7A | Malignant neuroendocrine tumors | Diagnosis | ICD-10-CM |
| C7A.0 | Malignant carcinoid tumors | Diagnosis | ICD-10-CM |
| C7A.00 | Malignant carcinoid tumor of unspecified site | Diagnosis | ICD-10-CM |
| C7A.01 | Malignant carcinoid tumors of the small intestine | Diagnosis | ICD-10-CM |
| C7A.010 | Malignant carcinoid tumor of the duodenum | Diagnosis | ICD-10-CM |
| C7A.011 | Malignant carcinoid tumor of the jejunum | Diagnosis | ICD-10-CM |
| C7A.012 | Malignant carcinoid tumor of the ileum | Diagnosis | ICD-10-CM |
| C7A.019 | Malignant carcinoid tumor of the small intestine, unspecified portion | Diagnosis | ICD-10-CM |
| C7A.02 | Malignant carcinoid tumors of the appendix, large intestine, and | Diagnosis | ICD-10-CM |
| C7A.020 | Malignant carcinoid tumor of the appendix | Diagnosis | ICD-10-CM |
| C7A.021 | Malignant carcinoid tumor of the cecum | Diagnosis | ICD-10-CM |
| C7A.022 | Malignant carcinoid tumor of the ascending colon | Diagnosis | ICD-10-CM |
| C7A.023 | Malignant carcinoid tumor of the transverse colon | Diagnosis | ICD-10-CM |
| C7A.024 | Malignant carcinoid tumor of the descending colon | Diagnosis | ICD-10-CM |
| C7A.025 | Malignant carcinoid tumor of the sigmoid colon | Diagnosis | ICD-10-CM |
| C7A.026 | Malignant carcinoid tumor of the rectum | Diagnosis | ICD-10-CM |
| C7A.029 | Malignant carcinoid tumor of the large intestine, unspecified portion | Diagnosis | ICD-10-CM |
| C7A.09 | Malignant carcinoid tumors of other sites | Diagnosis | ICD-10-CM |
| C7A.090 | Malignant carcinoid tumor of the bronchus and lung | Diagnosis | ICD-10-CM |
| C7A.091 | Malignant carcinoid tumor of the thymus | Diagnosis | ICD-10-CM |
| C7A.092 | Malignant carcinoid tumor of the stomach | Diagnosis | ICD-10-CM |
| C7A.093 | Malignant carcinoid tumor of the kidney | Diagnosis | ICD-10-CM |
| C7A.094 | Malignant carcinoid tumor of the foregut, unspecified | Diagnosis | ICD-10-CM |
| C7A.095 | Malignant carcinoid tumor of the midgut, unspecified | Diagnosis | ICD-10-CM |
| C7A.096 | Malignant carcinoid tumor of the hindgut, unspecified | Diagnosis | ICD-10-CM |
| C7A.098 | Malignant carcinoid tumors of other sites | Diagnosis | ICD-10-CM |
| C7A.1 | Malignant poorly differentiated neuroendocrine tumors | Diagnosis | ICD-10-CM |
| C7A.8 | Other malignant neuroendocrine tumors | Diagnosis | ICD-10-CM |
| C7B | Secondary neuroendocrine tumors | Diagnosis | ICD-10-CM |
| C7B.0 | Secondary carcinoid tumors | Diagnosis | ICD-10-CM |
| C7B.00 | Secondary carcinoid tumors, unspecified site | Diagnosis | ICD-10-CM |
| C7B.01 | Secondary carcinoid tumors of distant lymph nodes | Diagnosis | ICD-10-CM |
| C7B.02 | Secondary carcinoid tumors of liver | Diagnosis | ICD-10-CM |
| C7B.03 | Secondary carcinoid tumors of bone | Diagnosis | ICD-10-CM |
| C7B.04 | Secondary carcinoid tumors of peritoneum | Diagnosis | ICD-10-CM |
| C7B.09 | Secondary carcinoid tumors of other sites | Diagnosis | ICD-10-CM |
| C7B.1 | Secondary Merkel cell carcinoma | Diagnosis | ICD-10-CM |

Appendix C.1. List of RxNorm Concept Unique Identifier (RXCUI), Logical Observation Identifiers Names and Codes (LOINC), International Classification of Diseases, Tenth Revision, Clinical Modification (ICD-10-CM), International Classification of Diseases, Tenth Revision, Procedure Coding System (ICD-10-PCS), Healthcare Common Procedure Coding System (HCPCS), and Current Procedural Terminology (CPT) Codes Used to Define Baseline Characteristics for this Request

| Code | Description | Code Category | Code Type |
|-------------|--|----------------------|------------------|
| C7B.8 | Other secondary neuroendocrine tumors | Diagnosis | ICD-10-CM |
| C80 | Malignant neoplasm without specification of site | Diagnosis | ICD-10-CM |
| C80.0 | Disseminated malignant neoplasm, unspecified | Diagnosis | ICD-10-CM |
| C80.1 | Malignant (primary) neoplasm, unspecified | Diagnosis | ICD-10-CM |
| C80.2 | Malignant neoplasm associated with transplanted organ | Diagnosis | ICD-10-CM |
| C81 | Hodgkin lymphoma | Diagnosis | ICD-10-CM |
| C81.0 | Nodular lymphocyte predominant Hodgkin lymphoma | Diagnosis | ICD-10-CM |
| C81.00 | Nodular lymphocyte predominant Hodgkin lymphoma, unspecified | Diagnosis | ICD-10-CM |
| C81.01 | Nodular lymphocyte predominant Hodgkin lymphoma, lymph nodes of head, face, and neck | Diagnosis | ICD-10-CM |
| C81.02 | Nodular lymphocyte predominant Hodgkin lymphoma, intrathoracic lymph nodes | Diagnosis | ICD-10-CM |
| C81.03 | Nodular lymphocyte predominant Hodgkin lymphoma, intra-abdominal lymph nodes | Diagnosis | ICD-10-CM |
| C81.04 | Nodular lymphocyte predominant Hodgkin lymphoma, lymph nodes of axilla and upper limb | Diagnosis | ICD-10-CM |
| C81.05 | Nodular lymphocyte predominant Hodgkin lymphoma, lymph nodes of inguinal region and lower limb | Diagnosis | ICD-10-CM |
| C81.06 | Nodular lymphocyte predominant Hodgkin lymphoma, intrapelvic lymph nodes | Diagnosis | ICD-10-CM |
| C81.07 | Nodular lymphocyte predominant Hodgkin lymphoma, spleen | Diagnosis | ICD-10-CM |
| C81.08 | Nodular lymphocyte predominant Hodgkin lymphoma, lymph nodes of multiple sites | Diagnosis | ICD-10-CM |
| C81.09 | Nodular lymphocyte predominant Hodgkin lymphoma, extranodal and solid organ sites | Diagnosis | ICD-10-CM |
| C81.1 | Nodular sclerosis Hodgkin lymphoma | Diagnosis | ICD-10-CM |
| C81.10 | Nodular sclerosis Hodgkin lymphoma, unspecified site | Diagnosis | ICD-10-CM |
| C81.11 | Nodular sclerosis Hodgkin lymphoma, lymph nodes of head, face, and neck | Diagnosis | ICD-10-CM |
| C81.12 | Nodular sclerosis Hodgkin lymphoma, intrathoracic lymph nodes | Diagnosis | ICD-10-CM |
| C81.13 | Nodular sclerosis Hodgkin lymphoma, intra-abdominal lymph nodes | Diagnosis | ICD-10-CM |
| C81.14 | Nodular sclerosis Hodgkin lymphoma, lymph nodes of axilla and upper limb | Diagnosis | ICD-10-CM |
| C81.15 | Nodular sclerosis Hodgkin lymphoma, lymph nodes of inguinal region and lower limb | Diagnosis | ICD-10-CM |
| C81.16 | Nodular sclerosis Hodgkin lymphoma, intrapelvic lymph nodes | Diagnosis | ICD-10-CM |
| C81.17 | Nodular sclerosis Hodgkin lymphoma, spleen | Diagnosis | ICD-10-CM |
| C81.18 | Nodular sclerosis Hodgkin lymphoma, lymph nodes of multiple sites | Diagnosis | ICD-10-CM |
| C81.19 | Nodular sclerosis Hodgkin lymphoma, extranodal and solid organ sites | Diagnosis | ICD-10-CM |
| C81.2 | Mixed cellularity Hodgkin lymphoma | Diagnosis | ICD-10-CM |

Appendix C.1. List of RxNorm Concept Unique Identifier (RXCUI), Logical Observation Identifiers Names and Codes (LOINC), International Classification of Diseases, Tenth Revision, Clinical Modification (ICD-10-CM), International Classification of Diseases, Tenth Revision, Procedure Coding System (ICD-10-PCS), Healthcare Common Procedure Coding System (HCPCS), and Current Procedural Terminology (CPT) Codes Used to Define Baseline Characteristics for this Request

| Code | Description | Code Category | Code Type |
|-------------|---|----------------------|------------------|
| C81.20 | Mixed cellularity Hodgkin lymphoma, unspecified site | Diagnosis | ICD-10-CM |
| C81.21 | Mixed cellularity Hodgkin lymphoma, lymph nodes of head, face, and neck | Diagnosis | ICD-10-CM |
| C81.22 | Mixed cellularity Hodgkin lymphoma, intrathoracic lymph nodes | Diagnosis | ICD-10-CM |
| C81.23 | Mixed cellularity Hodgkin lymphoma, intra-abdominal lymph nodes | Diagnosis | ICD-10-CM |
| C81.24 | Mixed cellularity Hodgkin lymphoma, lymph nodes of axilla and upper limb | Diagnosis | ICD-10-CM |
| C81.25 | Mixed cellularity Hodgkin lymphoma, lymph nodes of inguinal region and lower limb | Diagnosis | ICD-10-CM |
| C81.26 | Mixed cellularity Hodgkin lymphoma, intrapelvic lymph nodes | Diagnosis | ICD-10-CM |
| C81.27 | Mixed cellularity Hodgkin lymphoma, spleen | Diagnosis | ICD-10-CM |
| C81.28 | Mixed cellularity Hodgkin lymphoma, lymph nodes of multiple sites | Diagnosis | ICD-10-CM |
| C81.29 | Mixed cellularity Hodgkin lymphoma, extranodal and solid organ sites | Diagnosis | ICD-10-CM |
| C81.3 | Lymphocyte depleted Hodgkin lymphoma | Diagnosis | ICD-10-CM |
| C81.30 | Lymphocyte depleted Hodgkin lymphoma, unspecified site | Diagnosis | ICD-10-CM |
| C81.31 | Lymphocyte depleted Hodgkin lymphoma, lymph nodes of head, face, and neck | Diagnosis | ICD-10-CM |
| C81.32 | Lymphocyte depleted Hodgkin lymphoma, intrathoracic lymph nodes | Diagnosis | ICD-10-CM |
| C81.33 | Lymphocyte depleted Hodgkin lymphoma, intra-abdominal lymph | Diagnosis | ICD-10-CM |
| C81.34 | Lymphocyte depleted Hodgkin lymphoma, lymph nodes of axilla and upper limb | Diagnosis | ICD-10-CM |
| C81.35 | Lymphocyte depleted Hodgkin lymphoma, lymph nodes of inguinal region and lower limb | Diagnosis | ICD-10-CM |
| C81.36 | Lymphocyte depleted Hodgkin lymphoma, intrapelvic lymph nodes | Diagnosis | ICD-10-CM |
| C81.37 | Lymphocyte depleted Hodgkin lymphoma, spleen | Diagnosis | ICD-10-CM |
| C81.38 | Lymphocyte depleted Hodgkin lymphoma, lymph nodes of multiple | Diagnosis | ICD-10-CM |
| C81.39 | Lymphocyte depleted Hodgkin lymphoma, extranodal and solid organ sites | Diagnosis | ICD-10-CM |
| C81.4 | Lymphocyte-rich Hodgkin lymphoma | Diagnosis | ICD-10-CM |
| C81.40 | Lymphocyte-rich Hodgkin lymphoma, unspecified site | Diagnosis | ICD-10-CM |
| C81.41 | Lymphocyte-rich Hodgkin lymphoma, lymph nodes of head, face, and neck | Diagnosis | ICD-10-CM |
| C81.42 | Lymphocyte-rich Hodgkin lymphoma, intrathoracic lymph nodes | Diagnosis | ICD-10-CM |
| C81.43 | Lymphocyte-rich Hodgkin lymphoma, intra-abdominal lymph nodes | Diagnosis | ICD-10-CM |
| C81.44 | Lymphocyte-rich Hodgkin lymphoma, lymph nodes of axilla and upper limb | Diagnosis | ICD-10-CM |
| C81.45 | Lymphocyte-rich Hodgkin lymphoma, lymph nodes of inguinal region and lower limb | Diagnosis | ICD-10-CM |
| C81.46 | Lymphocyte-rich Hodgkin lymphoma, intrapelvic lymph nodes | Diagnosis | ICD-10-CM |
| C81.47 | Lymphocyte-rich Hodgkin lymphoma, spleen | Diagnosis | ICD-10-CM |

Appendix C.1. List of RxNorm Concept Unique Identifier (RXCUI), Logical Observation Identifiers Names and Codes (LOINC), International Classification of Diseases, Tenth Revision, Clinical Modification (ICD-10-CM), International Classification of Diseases, Tenth Revision, Procedure Coding System (ICD-10-PCS), Healthcare Common Procedure Coding System (HCPCS), and Current Procedural Terminology (CPT) Codes Used to Define Baseline Characteristics for this Request

| Code | Description | Code Category | Code Type |
|-------------|--|----------------------|------------------|
| C81.48 | Lymphocyte-rich Hodgkin lymphoma, lymph nodes of multiple sites | Diagnosis | ICD-10-CM |
| C81.49 | Lymphocyte-rich Hodgkin lymphoma, extranodal and solid organ sites | Diagnosis | ICD-10-CM |
| C81.7 | Other Hodgkin lymphoma | Diagnosis | ICD-10-CM |
| C81.70 | Other Hodgkin lymphoma, unspecified site | Diagnosis | ICD-10-CM |
| C81.71 | Other Hodgkin lymphoma, lymph nodes of head, face, and neck | Diagnosis | ICD-10-CM |
| C81.72 | Other Hodgkin lymphoma, intrathoracic lymph nodes | Diagnosis | ICD-10-CM |
| C81.73 | Other Hodgkin lymphoma, intra-abdominal lymph nodes | Diagnosis | ICD-10-CM |
| C81.74 | Other Hodgkin lymphoma, lymph nodes of axilla and upper limb | Diagnosis | ICD-10-CM |
| C81.75 | Other Hodgkin lymphoma, lymph nodes of inguinal region and lower limb | Diagnosis | ICD-10-CM |
| C81.76 | Other Hodgkin lymphoma, intrapelvic lymph nodes | Diagnosis | ICD-10-CM |
| C81.77 | Other Hodgkin lymphoma, spleen | Diagnosis | ICD-10-CM |
| C81.78 | Other Hodgkin lymphoma, lymph nodes of multiple sites | Diagnosis | ICD-10-CM |
| C81.79 | Other Hodgkin lymphoma, extranodal and solid organ sites | Diagnosis | ICD-10-CM |
| C81.9 | Hodgkin lymphoma, unspecified | Diagnosis | ICD-10-CM |
| C81.90 | Hodgkin lymphoma, unspecified, unspecified site | Diagnosis | ICD-10-CM |
| C81.91 | Hodgkin lymphoma, unspecified, lymph nodes of head, face, and neck | Diagnosis | ICD-10-CM |
| C81.92 | Hodgkin lymphoma, unspecified, intrathoracic lymph nodes | Diagnosis | ICD-10-CM |
| C81.93 | Hodgkin lymphoma, unspecified, intra-abdominal lymph nodes | Diagnosis | ICD-10-CM |
| C81.94 | Hodgkin lymphoma, unspecified, lymph nodes of axilla and upper limb | Diagnosis | ICD-10-CM |
| C81.95 | Hodgkin lymphoma, unspecified, lymph nodes of inguinal region and lower limb | Diagnosis | ICD-10-CM |
| C81.96 | Hodgkin lymphoma, unspecified, intrapelvic lymph nodes | Diagnosis | ICD-10-CM |
| C81.97 | Hodgkin lymphoma, unspecified, spleen | Diagnosis | ICD-10-CM |
| C81.98 | Hodgkin lymphoma, unspecified, lymph nodes of multiple sites | Diagnosis | ICD-10-CM |
| C81.99 | Hodgkin lymphoma, unspecified, extranodal and solid organ sites | Diagnosis | ICD-10-CM |
| C82 | Follicular lymphoma | Diagnosis | ICD-10-CM |
| C82.0 | Follicular lymphoma grade I | Diagnosis | ICD-10-CM |
| C82.00 | Follicular lymphoma grade I, unspecified site | Diagnosis | ICD-10-CM |
| C82.01 | Follicular lymphoma grade I, lymph nodes of head, face, and neck | Diagnosis | ICD-10-CM |
| C82.02 | Follicular lymphoma grade I, intrathoracic lymph nodes | Diagnosis | ICD-10-CM |
| C82.03 | Follicular lymphoma grade I, intra-abdominal lymph nodes | Diagnosis | ICD-10-CM |
| C82.04 | Follicular lymphoma grade I, lymph nodes of axilla and upper limb | Diagnosis | ICD-10-CM |
| C82.05 | Follicular lymphoma grade I, lymph nodes of inguinal region and lower limb | Diagnosis | ICD-10-CM |
| C82.06 | Follicular lymphoma grade I, intrapelvic lymph nodes | Diagnosis | ICD-10-CM |
| C82.07 | Follicular lymphoma grade I, spleen | Diagnosis | ICD-10-CM |
| C82.08 | Follicular lymphoma grade I, lymph nodes of multiple sites | Diagnosis | ICD-10-CM |
| C82.09 | Follicular lymphoma grade I, extranodal and solid organ sites | Diagnosis | ICD-10-CM |
| C82.1 | Follicular lymphoma grade II | Diagnosis | ICD-10-CM |

Appendix C.1. List of RxNorm Concept Unique Identifier (RXCUI), Logical Observation Identifiers Names and Codes (LOINC), International Classification of Diseases, Tenth Revision, Clinical Modification (ICD-10-CM), International Classification of Diseases, Tenth Revision, Procedure Coding System (ICD-10-PCS), Healthcare Common Procedure Coding System (HCPCS), and Current Procedural Terminology (CPT) Codes Used to Define Baseline Characteristics for this Request

| Code | Description | Code Category | Code Type |
|-------------|---|----------------------|------------------|
| C82.10 | Follicular lymphoma grade II, unspecified site | Diagnosis | ICD-10-CM |
| C82.11 | Follicular lymphoma grade II, lymph nodes of head, face, and neck | Diagnosis | ICD-10-CM |
| C82.12 | Follicular lymphoma grade II, intrathoracic lymph nodes | Diagnosis | ICD-10-CM |
| C82.13 | Follicular lymphoma grade II, intra-abdominal lymph nodes | Diagnosis | ICD-10-CM |
| C82.14 | Follicular lymphoma grade II, lymph nodes of axilla and upper limb | Diagnosis | ICD-10-CM |
| C82.15 | Follicular lymphoma grade II, lymph nodes of inguinal region and lower limb | Diagnosis | ICD-10-CM |
| C82.16 | Follicular lymphoma grade II, intrapelvic lymph nodes | Diagnosis | ICD-10-CM |
| C82.17 | Follicular lymphoma grade II, spleen | Diagnosis | ICD-10-CM |
| C82.18 | Follicular lymphoma grade II, lymph nodes of multiple sites | Diagnosis | ICD-10-CM |
| C82.19 | Follicular lymphoma grade II, extranodal and solid organ sites | Diagnosis | ICD-10-CM |
| C82.2 | Follicular lymphoma grade III, unspecified | Diagnosis | ICD-10-CM |
| C82.20 | Follicular lymphoma grade III, unspecified, unspecified site | Diagnosis | ICD-10-CM |
| C82.21 | Follicular lymphoma grade III, unspecified, lymph nodes of head, face, and neck | Diagnosis | ICD-10-CM |
| C82.22 | Follicular lymphoma grade III, unspecified, intrathoracic lymph nodes | Diagnosis | ICD-10-CM |
| C82.23 | Follicular lymphoma grade III, unspecified, intra-abdominal lymph | Diagnosis | ICD-10-CM |
| C82.24 | Follicular lymphoma grade III, unspecified, lymph nodes of axilla and upper limb | Diagnosis | ICD-10-CM |
| C82.25 | Follicular lymphoma grade III, unspecified, lymph nodes of inguinal region and lower limb | Diagnosis | ICD-10-CM |
| C82.26 | Follicular lymphoma grade III, unspecified, intrapelvic lymph nodes | Diagnosis | ICD-10-CM |
| C82.27 | Follicular lymphoma grade III, unspecified, spleen | Diagnosis | ICD-10-CM |
| C82.28 | Follicular lymphoma grade III, unspecified, lymph nodes of multiple | Diagnosis | ICD-10-CM |
| C82.29 | Follicular lymphoma grade III, unspecified, extranodal and solid organ sites | Diagnosis | ICD-10-CM |
| C82.3 | Follicular lymphoma grade IIIa | Diagnosis | ICD-10-CM |
| C82.30 | Follicular lymphoma grade IIIa, unspecified site | Diagnosis | ICD-10-CM |
| C82.31 | Follicular lymphoma grade IIIa, lymph nodes of head, face, and neck | Diagnosis | ICD-10-CM |
| C82.32 | Follicular lymphoma grade IIIa, intrathoracic lymph nodes | Diagnosis | ICD-10-CM |
| C82.33 | Follicular lymphoma grade IIIa, intra-abdominal lymph nodes | Diagnosis | ICD-10-CM |
| C82.34 | Follicular lymphoma grade IIIa, lymph nodes of axilla and upper limb | Diagnosis | ICD-10-CM |
| C82.35 | Follicular lymphoma grade IIIa, lymph nodes of inguinal region and lower limb | Diagnosis | ICD-10-CM |
| C82.36 | Follicular lymphoma grade IIIa, intrapelvic lymph nodes | Diagnosis | ICD-10-CM |
| C82.37 | Follicular lymphoma grade IIIa, spleen | Diagnosis | ICD-10-CM |
| C82.38 | Follicular lymphoma grade IIIa, lymph nodes of multiple sites | Diagnosis | ICD-10-CM |
| C82.39 | Follicular lymphoma grade IIIa, extranodal and solid organ sites | Diagnosis | ICD-10-CM |
| C82.4 | Follicular lymphoma grade IIIb | Diagnosis | ICD-10-CM |
| C82.40 | Follicular lymphoma grade IIIb, unspecified site | Diagnosis | ICD-10-CM |

Appendix C.1. List of RxNorm Concept Unique Identifier (RXCUI), Logical Observation Identifiers Names and Codes (LOINC), International Classification of Diseases, Tenth Revision, Clinical Modification (ICD-10-CM), International Classification of Diseases, Tenth Revision, Procedure Coding System (ICD-10-PCS), Healthcare Common Procedure Coding System (HCPCS), and Current Procedural Terminology (CPT) Codes Used to Define Baseline Characteristics for this Request

| Code | Description | Code Category | Code Type |
|-------------|---|----------------------|------------------|
| C82.41 | Follicular lymphoma grade IIIb, lymph nodes of head, face, and neck | Diagnosis | ICD-10-CM |
| C82.42 | Follicular lymphoma grade IIIb, intrathoracic lymph nodes | Diagnosis | ICD-10-CM |
| C82.43 | Follicular lymphoma grade IIIb, intra-abdominal lymph nodes | Diagnosis | ICD-10-CM |
| C82.44 | Follicular lymphoma grade IIIb, lymph nodes of axilla and upper limb | Diagnosis | ICD-10-CM |
| C82.45 | Follicular lymphoma grade IIIb, lymph nodes of inguinal region and lower limb | Diagnosis | ICD-10-CM |
| C82.46 | Follicular lymphoma grade IIIb, intrapelvic lymph nodes | Diagnosis | ICD-10-CM |
| C82.47 | Follicular lymphoma grade IIIb, spleen | Diagnosis | ICD-10-CM |
| C82.48 | Follicular lymphoma grade IIIb, lymph nodes of multiple sites | Diagnosis | ICD-10-CM |
| C82.49 | Follicular lymphoma grade IIIb, extranodal and solid organ sites | Diagnosis | ICD-10-CM |
| C82.5 | Diffuse follicle center lymphoma | Diagnosis | ICD-10-CM |
| C82.50 | Diffuse follicle center lymphoma, unspecified site | Diagnosis | ICD-10-CM |
| C82.51 | Diffuse follicle center lymphoma, lymph nodes of head, face, and neck | Diagnosis | ICD-10-CM |
| C82.52 | Diffuse follicle center lymphoma, intrathoracic lymph nodes | Diagnosis | ICD-10-CM |
| C82.53 | Diffuse follicle center lymphoma, intra-abdominal lymph nodes | Diagnosis | ICD-10-CM |
| C82.54 | Diffuse follicle center lymphoma, lymph nodes of axilla and upper | Diagnosis | ICD-10-CM |
| C82.55 | Diffuse follicle center lymphoma, lymph nodes of inguinal region and lower limb | Diagnosis | ICD-10-CM |
| C82.56 | Diffuse follicle center lymphoma, intrapelvic lymph nodes | Diagnosis | ICD-10-CM |
| C82.57 | Diffuse follicle center lymphoma, spleen | Diagnosis | ICD-10-CM |
| C82.58 | Diffuse follicle center lymphoma, lymph nodes of multiple sites | Diagnosis | ICD-10-CM |
| C82.59 | Diffuse follicle center lymphoma, extranodal and solid organ sites | Diagnosis | ICD-10-CM |
| C82.6 | Cutaneous follicle center lymphoma | Diagnosis | ICD-10-CM |
| C82.60 | Cutaneous follicle center lymphoma, unspecified site | Diagnosis | ICD-10-CM |
| C82.61 | Cutaneous follicle center lymphoma, lymph nodes of head, face, and neck | Diagnosis | ICD-10-CM |
| C82.62 | Cutaneous follicle center lymphoma, intrathoracic lymph nodes | Diagnosis | ICD-10-CM |
| C82.63 | Cutaneous follicle center lymphoma, intra-abdominal lymph nodes | Diagnosis | ICD-10-CM |
| C82.64 | Cutaneous follicle center lymphoma, lymph nodes of axilla and upper limb | Diagnosis | ICD-10-CM |
| C82.65 | Cutaneous follicle center lymphoma, lymph nodes of inguinal region and lower limb | Diagnosis | ICD-10-CM |
| C82.66 | Cutaneous follicle center lymphoma, intrapelvic lymph nodes | Diagnosis | ICD-10-CM |
| C82.67 | Cutaneous follicle center lymphoma, spleen | Diagnosis | ICD-10-CM |
| C82.68 | Cutaneous follicle center lymphoma, lymph nodes of multiple sites | Diagnosis | ICD-10-CM |
| C82.69 | Cutaneous follicle center lymphoma, extranodal and solid organ sites | Diagnosis | ICD-10-CM |
| C82.8 | Other types of follicular lymphoma | Diagnosis | ICD-10-CM |
| C82.80 | Other types of follicular lymphoma, unspecified site | Diagnosis | ICD-10-CM |
| C82.81 | Other types of follicular lymphoma, lymph nodes of head, face, and neck | Diagnosis | ICD-10-CM |

Appendix C.1. List of RxNorm Concept Unique Identifier (RXCUI), Logical Observation Identifiers Names and Codes (LOINC), International Classification of Diseases, Tenth Revision, Clinical Modification (ICD-10-CM), International Classification of Diseases, Tenth Revision, Procedure Coding System (ICD-10-PCS), Healthcare Common Procedure Coding System (HCPCS), and Current Procedural Terminology (CPT) Codes Used to Define Baseline Characteristics for this Request

| Code | Description | Code Category | Code Type |
|-------------|---|----------------------|------------------|
| C82.82 | Other types of follicular lymphoma, intrathoracic lymph nodes | Diagnosis | ICD-10-CM |
| C82.83 | Other types of follicular lymphoma, intra-abdominal lymph nodes | Diagnosis | ICD-10-CM |
| C82.84 | Other types of follicular lymphoma, lymph nodes of axilla and upper limb | Diagnosis | ICD-10-CM |
| C82.85 | Other types of follicular lymphoma, lymph nodes of inguinal region and lower limb | Diagnosis | ICD-10-CM |
| C82.86 | Other types of follicular lymphoma, intrapelvic lymph nodes | Diagnosis | ICD-10-CM |
| C82.87 | Other types of follicular lymphoma, spleen | Diagnosis | ICD-10-CM |
| C82.88 | Other types of follicular lymphoma, lymph nodes of multiple sites | Diagnosis | ICD-10-CM |
| C82.89 | Other types of follicular lymphoma, extranodal and solid organ sites | Diagnosis | ICD-10-CM |
| C82.9 | Follicular lymphoma, unspecified | Diagnosis | ICD-10-CM |
| C82.90 | Follicular lymphoma, unspecified, unspecified site | Diagnosis | ICD-10-CM |
| C82.91 | Follicular lymphoma, unspecified, lymph nodes of head, face, and | Diagnosis | ICD-10-CM |
| C82.92 | Follicular lymphoma, unspecified, intrathoracic lymph nodes | Diagnosis | ICD-10-CM |
| C82.93 | Follicular lymphoma, unspecified, intra-abdominal lymph nodes | Diagnosis | ICD-10-CM |
| C82.94 | Follicular lymphoma, unspecified, lymph nodes of axilla and upper | Diagnosis | ICD-10-CM |
| C82.95 | Follicular lymphoma, unspecified, lymph nodes of inguinal region and lower limb | Diagnosis | ICD-10-CM |
| C82.96 | Follicular lymphoma, unspecified, intrapelvic lymph nodes | Diagnosis | ICD-10-CM |
| C82.97 | Follicular lymphoma, unspecified, spleen | Diagnosis | ICD-10-CM |
| C82.98 | Follicular lymphoma, unspecified, lymph nodes of multiple sites | Diagnosis | ICD-10-CM |
| C82.99 | Follicular lymphoma, unspecified, extranodal and solid organ sites | Diagnosis | ICD-10-CM |
| C83 | Non-follicular lymphoma | Diagnosis | ICD-10-CM |
| C83.0 | Small cell B-cell lymphoma | Diagnosis | ICD-10-CM |
| C83.00 | Small cell B-cell lymphoma, unspecified site | Diagnosis | ICD-10-CM |
| C83.01 | Small cell B-cell lymphoma, lymph nodes of head, face, and neck | Diagnosis | ICD-10-CM |
| C83.02 | Small cell B-cell lymphoma, intrathoracic lymph nodes | Diagnosis | ICD-10-CM |
| C83.03 | Small cell B-cell lymphoma, intra-abdominal lymph nodes | Diagnosis | ICD-10-CM |
| C83.04 | Small cell B-cell lymphoma, lymph nodes of axilla and upper limb | Diagnosis | ICD-10-CM |
| C83.05 | Small cell B-cell lymphoma, lymph nodes of inguinal region and lower limb | Diagnosis | ICD-10-CM |
| C83.06 | Small cell B-cell lymphoma, intrapelvic lymph nodes | Diagnosis | ICD-10-CM |
| C83.07 | Small cell B-cell lymphoma, spleen | Diagnosis | ICD-10-CM |
| C83.08 | Small cell B-cell lymphoma, lymph nodes of multiple sites | Diagnosis | ICD-10-CM |
| C83.09 | Small cell B-cell lymphoma, extranodal and solid organ sites | Diagnosis | ICD-10-CM |
| C83.1 | Mantle cell lymphoma | Diagnosis | ICD-10-CM |
| C83.10 | Mantle cell lymphoma, unspecified site | Diagnosis | ICD-10-CM |
| C83.11 | Mantle cell lymphoma, lymph nodes of head, face, and neck | Diagnosis | ICD-10-CM |
| C83.12 | Mantle cell lymphoma, intrathoracic lymph nodes | Diagnosis | ICD-10-CM |
| C83.13 | Mantle cell lymphoma, intra-abdominal lymph nodes | Diagnosis | ICD-10-CM |

Appendix C.1. List of RxNorm Concept Unique Identifier (RXCUI), Logical Observation Identifiers Names and Codes (LOINC), International Classification of Diseases, Tenth Revision, Clinical Modification (ICD-10-CM), International Classification of Diseases, Tenth Revision, Procedure Coding System (ICD-10-PCS), Healthcare Common Procedure Coding System (HCPCS), and Current Procedural Terminology (CPT) Codes Used to Define Baseline Characteristics for this Request

| Code | Description | Code Category | Code Type |
|-------------|---|----------------------|------------------|
| C83.14 | Mantle cell lymphoma, lymph nodes of axilla and upper limb | Diagnosis | ICD-10-CM |
| C83.15 | Mantle cell lymphoma, lymph nodes of inguinal region and lower limb | Diagnosis | ICD-10-CM |
| C83.16 | Mantle cell lymphoma, intrapelvic lymph nodes | Diagnosis | ICD-10-CM |
| C83.17 | Mantle cell lymphoma, spleen | Diagnosis | ICD-10-CM |
| C83.18 | Mantle cell lymphoma, lymph nodes of multiple sites | Diagnosis | ICD-10-CM |
| C83.19 | Mantle cell lymphoma, extranodal and solid organ sites | Diagnosis | ICD-10-CM |
| C83.3 | Diffuse large B-cell lymphoma | Diagnosis | ICD-10-CM |
| C83.30 | Diffuse large B-cell lymphoma, unspecified site | Diagnosis | ICD-10-CM |
| C83.31 | Diffuse large B-cell lymphoma, lymph nodes of head, face, and neck | Diagnosis | ICD-10-CM |
| C83.32 | Diffuse large B-cell lymphoma, intrathoracic lymph nodes | Diagnosis | ICD-10-CM |
| C83.33 | Diffuse large B-cell lymphoma, intra-abdominal lymph nodes | Diagnosis | ICD-10-CM |
| C83.34 | Diffuse large B-cell lymphoma, lymph nodes of axilla and upper limb | Diagnosis | ICD-10-CM |
| C83.35 | Diffuse large B-cell lymphoma, lymph nodes of inguinal region and lower limb | Diagnosis | ICD-10-CM |
| C83.36 | Diffuse large B-cell lymphoma, intrapelvic lymph nodes | Diagnosis | ICD-10-CM |
| C83.37 | Diffuse large B-cell lymphoma, spleen | Diagnosis | ICD-10-CM |
| C83.38 | Diffuse large B-cell lymphoma, lymph nodes of multiple sites | Diagnosis | ICD-10-CM |
| C83.39 | Diffuse large B-cell lymphoma, extranodal and solid organ sites | Diagnosis | ICD-10-CM |
| C83.5 | Lymphoblastic (diffuse) lymphoma | Diagnosis | ICD-10-CM |
| C83.50 | Lymphoblastic (diffuse) lymphoma, unspecified site | Diagnosis | ICD-10-CM |
| C83.51 | Lymphoblastic (diffuse) lymphoma, lymph nodes of head, face, and neck | Diagnosis | ICD-10-CM |
| C83.52 | Lymphoblastic (diffuse) lymphoma, intrathoracic lymph nodes | Diagnosis | ICD-10-CM |
| C83.53 | Lymphoblastic (diffuse) lymphoma, intra-abdominal lymph nodes | Diagnosis | ICD-10-CM |
| C83.54 | Lymphoblastic (diffuse) lymphoma, lymph nodes of axilla and upper limb | Diagnosis | ICD-10-CM |
| C83.55 | Lymphoblastic (diffuse) lymphoma, lymph nodes of inguinal region and lower limb | Diagnosis | ICD-10-CM |
| C83.56 | Lymphoblastic (diffuse) lymphoma, intrapelvic lymph nodes | Diagnosis | ICD-10-CM |
| C83.57 | Lymphoblastic (diffuse) lymphoma, spleen | Diagnosis | ICD-10-CM |
| C83.58 | Lymphoblastic (diffuse) lymphoma, lymph nodes of multiple sites | Diagnosis | ICD-10-CM |
| C83.59 | Lymphoblastic (diffuse) lymphoma, extranodal and solid organ sites | Diagnosis | ICD-10-CM |
| C83.7 | Burkitt lymphoma | Diagnosis | ICD-10-CM |
| C83.70 | Burkitt lymphoma, unspecified site | Diagnosis | ICD-10-CM |
| C83.71 | Burkitt lymphoma, lymph nodes of head, face, and neck | Diagnosis | ICD-10-CM |
| C83.72 | Burkitt lymphoma, intrathoracic lymph nodes | Diagnosis | ICD-10-CM |
| C83.73 | Burkitt lymphoma, intra-abdominal lymph nodes | Diagnosis | ICD-10-CM |
| C83.74 | Burkitt lymphoma, lymph nodes of axilla and upper limb | Diagnosis | ICD-10-CM |
| C83.75 | Burkitt lymphoma, lymph nodes of inguinal region and lower limb | Diagnosis | ICD-10-CM |
| C83.76 | Burkitt lymphoma, intrapelvic lymph nodes | Diagnosis | ICD-10-CM |
| C83.77 | Burkitt lymphoma, spleen | Diagnosis | ICD-10-CM |
| C83.78 | Burkitt lymphoma, lymph nodes of multiple sites | Diagnosis | ICD-10-CM |

Appendix C.1. List of RxNorm Concept Unique Identifier (RXCUI), Logical Observation Identifiers Names and Codes (LOINC), International Classification of Diseases, Tenth Revision, Clinical Modification (ICD-10-CM), International Classification of Diseases, Tenth Revision, Procedure Coding System (ICD-10-PCS), Healthcare Common Procedure Coding System (HCPCS), and Current Procedural Terminology (CPT) Codes Used to Define Baseline Characteristics for this Request

| Code | Description | Code Category | Code Type |
|-------------|---|----------------------|------------------|
| C83.79 | Burkitt lymphoma, extranodal and solid organ sites | Diagnosis | ICD-10-CM |
| C83.8 | Other non-follicular lymphoma | Diagnosis | ICD-10-CM |
| C83.80 | Other non-follicular lymphoma, unspecified site | Diagnosis | ICD-10-CM |
| C83.81 | Other non-follicular lymphoma, lymph nodes of head, face, and neck | Diagnosis | ICD-10-CM |
| C83.82 | Other non-follicular lymphoma, intrathoracic lymph nodes | Diagnosis | ICD-10-CM |
| C83.83 | Other non-follicular lymphoma, intra-abdominal lymph nodes | Diagnosis | ICD-10-CM |
| C83.84 | Other non-follicular lymphoma, lymph nodes of axilla and upper limb | Diagnosis | ICD-10-CM |
| C83.85 | Other non-follicular lymphoma, lymph nodes of inguinal region and lower limb | Diagnosis | ICD-10-CM |
| C83.86 | Other non-follicular lymphoma, intrapelvic lymph nodes | Diagnosis | ICD-10-CM |
| C83.87 | Other non-follicular lymphoma, spleen | Diagnosis | ICD-10-CM |
| C83.88 | Other non-follicular lymphoma, lymph nodes of multiple sites | Diagnosis | ICD-10-CM |
| C83.89 | Other non-follicular lymphoma, extranodal and solid organ sites | Diagnosis | ICD-10-CM |
| C83.9 | Non-follicular (diffuse) lymphoma, unspecified | Diagnosis | ICD-10-CM |
| C83.90 | Non-follicular (diffuse) lymphoma, unspecified, unspecified site | Diagnosis | ICD-10-CM |
| C83.91 | Non-follicular (diffuse) lymphoma, unspecified, lymph nodes of head, face, and neck | Diagnosis | ICD-10-CM |
| C83.92 | Non-follicular (diffuse) lymphoma, unspecified, intrathoracic lymph nodes | Diagnosis | ICD-10-CM |
| C83.93 | Non-follicular (diffuse) lymphoma, unspecified, intra-abdominal lymph nodes | Diagnosis | ICD-10-CM |
| C83.94 | Non-follicular (diffuse) lymphoma, unspecified, lymph nodes of axilla and upper limb | Diagnosis | ICD-10-CM |
| C83.95 | Non-follicular (diffuse) lymphoma, unspecified, lymph nodes of inguinal region and lower limb | Diagnosis | ICD-10-CM |
| C83.96 | Non-follicular (diffuse) lymphoma, unspecified, intrapelvic lymph | Diagnosis | ICD-10-CM |
| C83.97 | Non-follicular (diffuse) lymphoma, unspecified, spleen | Diagnosis | ICD-10-CM |
| C83.98 | Non-follicular (diffuse) lymphoma, unspecified, lymph nodes of multiple sites | Diagnosis | ICD-10-CM |
| C83.99 | Non-follicular (diffuse) lymphoma, unspecified, extranodal and solid organ sites | Diagnosis | ICD-10-CM |
| C84 | Mature T/NK-cell lymphomas | Diagnosis | ICD-10-CM |
| C84.0 | Mycosis fungoides | Diagnosis | ICD-10-CM |
| C84.00 | Mycosis fungoides, unspecified site | Diagnosis | ICD-10-CM |
| C84.01 | Mycosis fungoides, lymph nodes of head, face, and neck | Diagnosis | ICD-10-CM |
| C84.02 | Mycosis fungoides, intrathoracic lymph nodes | Diagnosis | ICD-10-CM |
| C84.03 | Mycosis fungoides, intra-abdominal lymph nodes | Diagnosis | ICD-10-CM |
| C84.04 | Mycosis fungoides, lymph nodes of axilla and upper limb | Diagnosis | ICD-10-CM |
| C84.05 | Mycosis fungoides, lymph nodes of inguinal region and lower limb | Diagnosis | ICD-10-CM |
| C84.06 | Mycosis fungoides, intrapelvic lymph nodes | Diagnosis | ICD-10-CM |

Appendix C.1. List of RxNorm Concept Unique Identifier (RXCUI), Logical Observation Identifiers Names and Codes (LOINC), International Classification of Diseases, Tenth Revision, Clinical Modification (ICD-10-CM), International Classification of Diseases, Tenth Revision, Procedure Coding System (ICD-10-PCS), Healthcare Common Procedure Coding System (HCPCS), and Current Procedural Terminology (CPT) Codes Used to Define Baseline Characteristics for this Request

| Code | Description | Code Category | Code Type |
|-------------|---|----------------------|------------------|
| C84.07 | Mycosis fungoides, spleen | Diagnosis | ICD-10-CM |
| C84.08 | Mycosis fungoides, lymph nodes of multiple sites | Diagnosis | ICD-10-CM |
| C84.09 | Mycosis fungoides, extranodal and solid organ sites | Diagnosis | ICD-10-CM |
| C84.1 | Sezary disease | Diagnosis | ICD-10-CM |
| C84.10 | Sezary disease, unspecified site | Diagnosis | ICD-10-CM |
| C84.11 | Sezary disease, lymph nodes of head, face, and neck | Diagnosis | ICD-10-CM |
| C84.12 | Sezary disease, intrathoracic lymph nodes | Diagnosis | ICD-10-CM |
| C84.13 | Sezary disease, intra-abdominal lymph nodes | Diagnosis | ICD-10-CM |
| C84.14 | Sezary disease, lymph nodes of axilla and upper limb | Diagnosis | ICD-10-CM |
| C84.15 | Sezary disease, lymph nodes of inguinal region and lower limb | Diagnosis | ICD-10-CM |
| C84.16 | Sezary disease, intrapelvic lymph nodes | Diagnosis | ICD-10-CM |
| C84.17 | Sezary disease, spleen | Diagnosis | ICD-10-CM |
| C84.18 | Sezary disease, lymph nodes of multiple sites | Diagnosis | ICD-10-CM |
| C84.19 | Sezary disease, extranodal and solid organ sites | Diagnosis | ICD-10-CM |
| C84.4 | Peripheral T-cell lymphoma, not classified | Diagnosis | ICD-10-CM |
| C84.40 | Peripheral T-cell lymphoma, not classified, unspecified site | Diagnosis | ICD-10-CM |
| C84.41 | Peripheral T-cell lymphoma, not classified, lymph nodes of head, face, and neck | Diagnosis | ICD-10-CM |
| C84.42 | Peripheral T-cell lymphoma, not classified, intrathoracic lymph nodes | Diagnosis | ICD-10-CM |
| C84.43 | Peripheral T-cell lymphoma, not classified, intra-abdominal lymph | Diagnosis | ICD-10-CM |
| C84.44 | Peripheral T-cell lymphoma, not classified, lymph nodes of axilla and upper limb | Diagnosis | ICD-10-CM |
| C84.45 | Peripheral T-cell lymphoma, not classified, lymph nodes of inguinal region and lower limb | Diagnosis | ICD-10-CM |
| C84.46 | Peripheral T-cell lymphoma, not classified, intrapelvic lymph nodes | Diagnosis | ICD-10-CM |
| C84.47 | Peripheral T-cell lymphoma, not classified, spleen | Diagnosis | ICD-10-CM |
| C84.48 | Peripheral T-cell lymphoma, not classified, lymph nodes of multiple | Diagnosis | ICD-10-CM |
| C84.49 | Peripheral T-cell lymphoma, not classified, extranodal and solid organ sites | Diagnosis | ICD-10-CM |
| C84.6 | Anaplastic large cell lymphoma, ALK-positive | Diagnosis | ICD-10-CM |
| C84.60 | Anaplastic large cell lymphoma, ALK-positive, unspecified site | Diagnosis | ICD-10-CM |
| C84.61 | Anaplastic large cell lymphoma, ALK-positive, lymph nodes of head, face, and neck | Diagnosis | ICD-10-CM |
| C84.62 | Anaplastic large cell lymphoma, ALK-positive, intrathoracic lymph | Diagnosis | ICD-10-CM |
| C84.63 | Anaplastic large cell lymphoma, ALK-positive, intra-abdominal lymph nodes | Diagnosis | ICD-10-CM |
| C84.64 | Anaplastic large cell lymphoma, ALK-positive, lymph nodes of axilla and upper limb | Diagnosis | ICD-10-CM |
| C84.65 | Anaplastic large cell lymphoma, ALK-positive, lymph nodes of inguinal region and lower limb | Diagnosis | ICD-10-CM |

Appendix C.1. List of RxNorm Concept Unique Identifier (RXCUI), Logical Observation Identifiers Names and Codes (LOINC), International Classification of Diseases, Tenth Revision, Clinical Modification (ICD-10-CM), International Classification of Diseases, Tenth Revision, Procedure Coding System (ICD-10-PCS), Healthcare Common Procedure Coding System (HCPCS), and Current Procedural Terminology (CPT) Codes Used to Define Baseline Characteristics for this Request

| Code | Description | Code Category | Code Type |
|-------------|---|----------------------|------------------|
| C84.66 | Anaplastic large cell lymphoma, ALK-positive, intrapelvic lymph nodes | Diagnosis | ICD-10-CM |
| C84.67 | Anaplastic large cell lymphoma, ALK-positive, spleen | Diagnosis | ICD-10-CM |
| C84.68 | Anaplastic large cell lymphoma, ALK-positive, lymph nodes of multiple sites | Diagnosis | ICD-10-CM |
| C84.69 | Anaplastic large cell lymphoma, ALK-positive, extranodal and solid organ sites | Diagnosis | ICD-10-CM |
| C84.7 | Anaplastic large cell lymphoma, ALK-negative | Diagnosis | ICD-10-CM |
| C84.70 | Anaplastic large cell lymphoma, ALK-negative, unspecified site | Diagnosis | ICD-10-CM |
| C84.71 | Anaplastic large cell lymphoma, ALK-negative, lymph nodes of head, face, and neck | Diagnosis | ICD-10-CM |
| C84.72 | Anaplastic large cell lymphoma, ALK-negative, intrathoracic lymph nodes | Diagnosis | ICD-10-CM |
| C84.73 | Anaplastic large cell lymphoma, ALK-negative, intra-abdominal lymph nodes | Diagnosis | ICD-10-CM |
| C84.74 | Anaplastic large cell lymphoma, ALK-negative, lymph nodes of axilla and upper limb | Diagnosis | ICD-10-CM |
| C84.75 | Anaplastic large cell lymphoma, ALK-negative, lymph nodes of inguinal region and lower limb | Diagnosis | ICD-10-CM |
| C84.76 | Anaplastic large cell lymphoma, ALK-negative, intrapelvic lymph nodes | Diagnosis | ICD-10-CM |
| C84.77 | Anaplastic large cell lymphoma, ALK-negative, spleen | Diagnosis | ICD-10-CM |
| C84.78 | Anaplastic large cell lymphoma, ALK-negative, lymph nodes of multiple sites | Diagnosis | ICD-10-CM |
| C84.79 | Anaplastic large cell lymphoma, ALK-negative, extranodal and solid organ sites | Diagnosis | ICD-10-CM |
| C84.9 | Mature T/NK-cell lymphomas, unspecified | Diagnosis | ICD-10-CM |
| C84.90 | Mature T/NK-cell lymphomas, unspecified, unspecified site | Diagnosis | ICD-10-CM |
| C84.91 | Mature T/NK-cell lymphomas, unspecified, lymph nodes of head, face, and neck | Diagnosis | ICD-10-CM |
| C84.92 | Mature T/NK-cell lymphomas, unspecified, intrathoracic lymph nodes | Diagnosis | ICD-10-CM |
| C84.93 | Mature T/NK-cell lymphomas, unspecified, intra-abdominal lymph nodes | Diagnosis | ICD-10-CM |
| C84.94 | Mature T/NK-cell lymphomas, unspecified, lymph nodes of axilla and upper limb | Diagnosis | ICD-10-CM |
| C84.95 | Mature T/NK-cell lymphomas, unspecified, lymph nodes of inguinal region and lower limb | Diagnosis | ICD-10-CM |
| C84.96 | Mature T/NK-cell lymphomas, unspecified, intrapelvic lymph nodes | Diagnosis | ICD-10-CM |
| C84.97 | Mature T/NK-cell lymphomas, unspecified, spleen | Diagnosis | ICD-10-CM |
| C84.98 | Mature T/NK-cell lymphomas, unspecified, lymph nodes of multiple sites | Diagnosis | ICD-10-CM |

Appendix C.1. List of RxNorm Concept Unique Identifier (RXCUI), Logical Observation Identifiers Names and Codes (LOINC), International Classification of Diseases, Tenth Revision, Clinical Modification (ICD-10-CM), International Classification of Diseases, Tenth Revision, Procedure Coding System (ICD-10-PCS), Healthcare Common Procedure Coding System (HCPCS), and Current Procedural Terminology (CPT) Codes Used to Define Baseline Characteristics for this Request

| Code | Description | Code Category | Code Type |
|-------------|---|----------------------|------------------|
| C84.99 | Mature T/NK-cell lymphomas, unspecified, extranodal and solid organ sites | Diagnosis | ICD-10-CM |
| C84.A | Cutaneous T-cell lymphoma, unspecified | Diagnosis | ICD-10-CM |
| C84.A0 | Cutaneous T-cell lymphoma, unspecified, unspecified site | Diagnosis | ICD-10-CM |
| C84.A1 | Cutaneous T-cell lymphoma, unspecified lymph nodes of head, face, and neck | Diagnosis | ICD-10-CM |
| C84.A2 | Cutaneous T-cell lymphoma, unspecified, intrathoracic lymph nodes | Diagnosis | ICD-10-CM |
| C84.A3 | Cutaneous T-cell lymphoma, unspecified, intra-abdominal lymph | Diagnosis | ICD-10-CM |
| C84.A4 | Cutaneous T-cell lymphoma, unspecified, lymph nodes of axilla and upper limb | Diagnosis | ICD-10-CM |
| C84.A5 | Cutaneous T-cell lymphoma, unspecified, lymph nodes of inguinal region and lower limb | Diagnosis | ICD-10-CM |
| C84.A6 | Cutaneous T-cell lymphoma, unspecified, intrapelvic lymph nodes | Diagnosis | ICD-10-CM |
| C84.A7 | Cutaneous T-cell lymphoma, unspecified, spleen | Diagnosis | ICD-10-CM |
| C84.A8 | Cutaneous T-cell lymphoma, unspecified, lymph nodes of multiple | Diagnosis | ICD-10-CM |
| C84.A9 | Cutaneous T-cell lymphoma, unspecified, extranodal and solid organ sites | Diagnosis | ICD-10-CM |
| C84.Z | Other mature T/NK-cell lymphomas | Diagnosis | ICD-10-CM |
| C84.Z0 | Other mature T/NK-cell lymphomas, unspecified site | Diagnosis | ICD-10-CM |
| C84.Z1 | Other mature T/NK-cell lymphomas, lymph nodes of head, face, and neck | Diagnosis | ICD-10-CM |
| C84.Z2 | Other mature T/NK-cell lymphomas, intrathoracic lymph nodes | Diagnosis | ICD-10-CM |
| C84.Z3 | Other mature T/NK-cell lymphomas, intra-abdominal lymph nodes | Diagnosis | ICD-10-CM |
| C84.Z4 | Other mature T/NK-cell lymphomas, lymph nodes of axilla and upper limb | Diagnosis | ICD-10-CM |
| C84.Z5 | Other mature T/NK-cell lymphomas, lymph nodes of inguinal region and lower limb | Diagnosis | ICD-10-CM |
| C84.Z6 | Other mature T/NK-cell lymphomas, intrapelvic lymph nodes | Diagnosis | ICD-10-CM |
| C84.Z7 | Other mature T/NK-cell lymphomas, spleen | Diagnosis | ICD-10-CM |
| C84.Z8 | Other mature T/NK-cell lymphomas, lymph nodes of multiple sites | Diagnosis | ICD-10-CM |
| C84.Z9 | Other mature T/NK-cell lymphomas, extranodal and solid organ sites | Diagnosis | ICD-10-CM |
| C85 | Other specified and unspecified types of non-Hodgkin lymphoma | Diagnosis | ICD-10-CM |
| C85.1 | Unspecified B-cell lymphoma | Diagnosis | ICD-10-CM |
| C85.10 | Unspecified B-cell lymphoma, unspecified site | Diagnosis | ICD-10-CM |
| C85.11 | Unspecified B-cell lymphoma, lymph nodes of head, face, and neck | Diagnosis | ICD-10-CM |
| C85.12 | Unspecified B-cell lymphoma, intrathoracic lymph nodes | Diagnosis | ICD-10-CM |
| C85.13 | Unspecified B-cell lymphoma, intra-abdominal lymph nodes | Diagnosis | ICD-10-CM |
| C85.14 | Unspecified B-cell lymphoma, lymph nodes of axilla and upper limb | Diagnosis | ICD-10-CM |
| C85.15 | Unspecified B-cell lymphoma, lymph nodes of inguinal region and lower limb | Diagnosis | ICD-10-CM |

Appendix C.1. List of RxNorm Concept Unique Identifier (RXCUI), Logical Observation Identifiers Names and Codes (LOINC), International Classification of Diseases, Tenth Revision, Clinical Modification (ICD-10-CM), International Classification of Diseases, Tenth Revision, Procedure Coding System (ICD-10-PCS), Healthcare Common Procedure Coding System (HCPCS), and Current Procedural Terminology (CPT) Codes Used to Define Baseline Characteristics for this Request

| Code | Description | Code Category | Code Type |
|-------------|--|----------------------|------------------|
| C85.16 | Unspecified B-cell lymphoma, intrapelvic lymph nodes | Diagnosis | ICD-10-CM |
| C85.17 | Unspecified B-cell lymphoma, spleen | Diagnosis | ICD-10-CM |
| C85.18 | Unspecified B-cell lymphoma, lymph nodes of multiple sites | Diagnosis | ICD-10-CM |
| C85.19 | Unspecified B-cell lymphoma, extranodal and solid organ sites | Diagnosis | ICD-10-CM |
| C85.2 | Mediastinal (thymic) large B-cell lymphoma | Diagnosis | ICD-10-CM |
| C85.20 | Mediastinal (thymic) large B-cell lymphoma, unspecified site | Diagnosis | ICD-10-CM |
| C85.21 | Mediastinal (thymic) large B-cell lymphoma, lymph nodes of head, face, and neck | Diagnosis | ICD-10-CM |
| C85.22 | Mediastinal (thymic) large B-cell lymphoma, intrathoracic lymph nodes | Diagnosis | ICD-10-CM |
| C85.23 | Mediastinal (thymic) large B-cell lymphoma, intra-abdominal lymph nodes | Diagnosis | ICD-10-CM |
| C85.24 | Mediastinal (thymic) large B-cell lymphoma, lymph nodes of axilla and upper limb | Diagnosis | ICD-10-CM |
| C85.25 | Mediastinal (thymic) large B-cell lymphoma, lymph nodes of inguinal region and lower limb | Diagnosis | ICD-10-CM |
| C85.26 | Mediastinal (thymic) large B-cell lymphoma, intrapelvic lymph nodes | Diagnosis | ICD-10-CM |
| C85.27 | Mediastinal (thymic) large B-cell lymphoma, spleen | Diagnosis | ICD-10-CM |
| C85.28 | Mediastinal (thymic) large B-cell lymphoma, lymph nodes of multiple sites | Diagnosis | ICD-10-CM |
| C85.29 | Mediastinal (thymic) large B-cell lymphoma, extranodal and solid organ sites | Diagnosis | ICD-10-CM |
| C85.8 | Other specified types of non-Hodgkin lymphoma | Diagnosis | ICD-10-CM |
| C85.80 | Other specified types of non-Hodgkin lymphoma, unspecified site | Diagnosis | ICD-10-CM |
| C85.81 | Other specified types of non-Hodgkin lymphoma, lymph nodes of head, face, and neck | Diagnosis | ICD-10-CM |
| C85.82 | Other specified types of non-Hodgkin lymphoma, intrathoracic lymph nodes | Diagnosis | ICD-10-CM |
| C85.83 | Other specified types of non-Hodgkin lymphoma, intra-abdominal lymph nodes | Diagnosis | ICD-10-CM |
| C85.84 | Other specified types of non-Hodgkin lymphoma, lymph nodes of axilla and upper limb | Diagnosis | ICD-10-CM |
| C85.85 | Other specified types of non-Hodgkin lymphoma, lymph nodes of inguinal region and lower limb | Diagnosis | ICD-10-CM |
| C85.86 | Other specified types of non-Hodgkin lymphoma, intrapelvic lymph nodes | Diagnosis | ICD-10-CM |
| C85.87 | Other specified types of non-Hodgkin lymphoma, spleen | Diagnosis | ICD-10-CM |
| C85.88 | Other specified types of non-Hodgkin lymphoma, lymph nodes of multiple sites | Diagnosis | ICD-10-CM |
| C85.89 | Other specified types of non-Hodgkin lymphoma, extranodal and solid organ sites | Diagnosis | ICD-10-CM |

Appendix C.1. List of RxNorm Concept Unique Identifier (RXUI), Logical Observation Identifiers Names and Codes (LOINC), International Classification of Diseases, Tenth Revision, Clinical Modification (ICD-10-CM), International Classification of Diseases, Tenth Revision, Procedure Coding System (ICD-10-PCS), Healthcare Common Procedure Coding System (HCPCS), and Current Procedural Terminology (CPT) Codes Used to Define Baseline Characteristics for this Request

| Code | Description | Code Category | Code Type |
|-------------|---|----------------------|------------------|
| C85.9 | Non-Hodgkin lymphoma, unspecified | Diagnosis | ICD-10-CM |
| C85.90 | Non-Hodgkin lymphoma, unspecified, unspecified site | Diagnosis | ICD-10-CM |
| C85.91 | Non-Hodgkin lymphoma, unspecified, lymph nodes of head, face, and neck | Diagnosis | ICD-10-CM |
| C85.92 | Non-Hodgkin lymphoma, unspecified, intrathoracic lymph nodes | Diagnosis | ICD-10-CM |
| C85.93 | Non-Hodgkin lymphoma, unspecified, intra-abdominal lymph nodes | Diagnosis | ICD-10-CM |
| C85.94 | Non-Hodgkin lymphoma, unspecified, lymph nodes of axilla and upper limb | Diagnosis | ICD-10-CM |
| C85.95 | Non-Hodgkin lymphoma, unspecified, lymph nodes of inguinal region and lower limb | Diagnosis | ICD-10-CM |
| C85.96 | Non-Hodgkin lymphoma, unspecified, intrapelvic lymph nodes | Diagnosis | ICD-10-CM |
| C85.97 | Non-Hodgkin lymphoma, unspecified, spleen | Diagnosis | ICD-10-CM |
| C85.98 | Non-Hodgkin lymphoma, unspecified, lymph nodes of multiple sites | Diagnosis | ICD-10-CM |
| C85.99 | Non-Hodgkin lymphoma, unspecified, extranodal and solid organ sites | Diagnosis | ICD-10-CM |
| C86 | Other specified types of T/NK-cell lymphoma | Diagnosis | ICD-10-CM |
| C86.0 | Extranodal NK/T-cell lymphoma, nasal type | Diagnosis | ICD-10-CM |
| C86.1 | Hepatosplenic T-cell lymphoma | Diagnosis | ICD-10-CM |
| C86.2 | Enteropathy-type (intestinal) T-cell lymphoma | Diagnosis | ICD-10-CM |
| C86.3 | Subcutaneous panniculitis-like T-cell lymphoma | Diagnosis | ICD-10-CM |
| C86.4 | Blastic NK-cell lymphoma | Diagnosis | ICD-10-CM |
| C86.5 | Angioimmunoblastic T-cell lymphoma | Diagnosis | ICD-10-CM |
| C86.6 | Primary cutaneous CD30-positive T-cell proliferations | Diagnosis | ICD-10-CM |
| C88 | Malignant immunoproliferative diseases and certain other B-cell lymphomas | Diagnosis | ICD-10-CM |
| C88.0 | Waldenstrom macroglobulinemia | Diagnosis | ICD-10-CM |
| C88.2 | Heavy chain disease | Diagnosis | ICD-10-CM |
| C88.3 | Immunoproliferative small intestinal disease | Diagnosis | ICD-10-CM |
| C88.4 | Extranodal marginal zone B-cell lymphoma of mucosa-associated lymphoid tissue [MALT-lymphoma] | Diagnosis | ICD-10-CM |
| C88.8 | Other malignant immunoproliferative diseases | Diagnosis | ICD-10-CM |
| C88.9 | Malignant immunoproliferative disease, unspecified | Diagnosis | ICD-10-CM |
| C90 | Multiple myeloma and malignant plasma cell neoplasms | Diagnosis | ICD-10-CM |
| C90.0 | Multiple myeloma | Diagnosis | ICD-10-CM |
| C90.00 | Multiple myeloma not having achieved remission | Diagnosis | ICD-10-CM |
| C90.01 | Multiple myeloma in remission | Diagnosis | ICD-10-CM |
| C90.02 | Multiple myeloma in relapse | Diagnosis | ICD-10-CM |
| C90.1 | Plasma cell leukemia | Diagnosis | ICD-10-CM |
| C90.10 | Plasma cell leukemia not having achieved remission | Diagnosis | ICD-10-CM |
| C90.11 | Plasma cell leukemia in remission | Diagnosis | ICD-10-CM |
| C90.12 | Plasma cell leukemia in relapse | Diagnosis | ICD-10-CM |

Appendix C.1. List of RxNorm Concept Unique Identifier (RXCUI), Logical Observation Identifiers Names and Codes (LOINC), International Classification of Diseases, Tenth Revision, Clinical Modification (ICD-10-CM), International Classification of Diseases, Tenth Revision, Procedure Coding System (ICD-10-PCS), Healthcare Common Procedure Coding System (HCPCS), and Current Procedural Terminology (CPT) Codes Used to Define Baseline Characteristics for this Request

| Code | Description | Code Category | Code Type |
|-------------|--|----------------------|------------------|
| C90.2 | Extramedullary plasmacytoma | Diagnosis | ICD-10-CM |
| C90.20 | Extramedullary plasmacytoma not having achieved remission | Diagnosis | ICD-10-CM |
| C90.21 | Extramedullary plasmacytoma in remission | Diagnosis | ICD-10-CM |
| C90.22 | Extramedullary plasmacytoma in relapse | Diagnosis | ICD-10-CM |
| C90.3 | Solitary plasmacytoma | Diagnosis | ICD-10-CM |
| C90.30 | Solitary plasmacytoma not having achieved remission | Diagnosis | ICD-10-CM |
| C90.31 | Solitary plasmacytoma in remission | Diagnosis | ICD-10-CM |
| C90.32 | Solitary plasmacytoma in relapse | Diagnosis | ICD-10-CM |
| C91 | Lymphoid leukemia | Diagnosis | ICD-10-CM |
| C91.0 | Acute lymphoblastic leukemia [ALL] | Diagnosis | ICD-10-CM |
| C91.00 | Acute lymphoblastic leukemia not having achieved remission | Diagnosis | ICD-10-CM |
| C91.01 | Acute lymphoblastic leukemia, in remission | Diagnosis | ICD-10-CM |
| C91.02 | Acute lymphoblastic leukemia, in relapse | Diagnosis | ICD-10-CM |
| C91.1 | Chronic lymphocytic leukemia of B-cell type | Diagnosis | ICD-10-CM |
| C91.10 | Chronic lymphocytic leukemia of B-cell type not having achieved remission | Diagnosis | ICD-10-CM |
| C91.11 | Chronic lymphocytic leukemia of B-cell type in remission | Diagnosis | ICD-10-CM |
| C91.12 | Chronic lymphocytic leukemia of B-cell type in relapse | Diagnosis | ICD-10-CM |
| C91.3 | Prolymphocytic leukemia of B-cell type | Diagnosis | ICD-10-CM |
| C91.30 | Prolymphocytic leukemia of B-cell type not having achieved remission | Diagnosis | ICD-10-CM |
| C91.31 | Prolymphocytic leukemia of B-cell type, in remission | Diagnosis | ICD-10-CM |
| C91.32 | Prolymphocytic leukemia of B-cell type, in relapse | Diagnosis | ICD-10-CM |
| C91.4 | Hairy cell leukemia | Diagnosis | ICD-10-CM |
| C91.40 | Hairy cell leukemia not having achieved remission | Diagnosis | ICD-10-CM |
| C91.41 | Hairy cell leukemia, in remission | Diagnosis | ICD-10-CM |
| C91.42 | Hairy cell leukemia, in relapse | Diagnosis | ICD-10-CM |
| C91.5 | Adult T-cell lymphoma/leukemia (HTLV-1-associated) | Diagnosis | ICD-10-CM |
| C91.50 | Adult T-cell lymphoma/leukemia (HTLV-1-associated) not having achieved remission | Diagnosis | ICD-10-CM |
| C91.51 | Adult T-cell lymphoma/leukemia (HTLV-1-associated), in remission | Diagnosis | ICD-10-CM |
| C91.52 | Adult T-cell lymphoma/leukemia (HTLV-1-associated), in relapse | Diagnosis | ICD-10-CM |
| C91.6 | Prolymphocytic leukemia of T-cell type | Diagnosis | ICD-10-CM |
| C91.60 | Prolymphocytic leukemia of T-cell type not having achieved remission | Diagnosis | ICD-10-CM |
| C91.61 | Prolymphocytic leukemia of T-cell type, in remission | Diagnosis | ICD-10-CM |
| C91.62 | Prolymphocytic leukemia of T-cell type, in relapse | Diagnosis | ICD-10-CM |
| C91.9 | Lymphoid leukemia, unspecified | Diagnosis | ICD-10-CM |
| C91.90 | Lymphoid leukemia, unspecified not having achieved remission | Diagnosis | ICD-10-CM |
| C91.91 | Lymphoid leukemia, unspecified, in remission | Diagnosis | ICD-10-CM |
| C91.92 | Lymphoid leukemia, unspecified, in relapse | Diagnosis | ICD-10-CM |
| C91.A | Mature B-cell leukemia Burkitt-type | Diagnosis | ICD-10-CM |

Appendix C.1. List of RxNorm Concept Unique Identifier (RXCUI), Logical Observation Identifiers Names and Codes (LOINC), International Classification of Diseases, Tenth Revision, Clinical Modification (ICD-10-CM), International Classification of Diseases, Tenth Revision, Procedure Coding System (ICD-10-PCS), Healthcare Common Procedure Coding System (HCPCS), and Current Procedural Terminology (CPT) Codes Used to Define Baseline Characteristics for this Request

| Code | Description | Code Category | Code Type |
|-------------|--|----------------------|------------------|
| C91.A0 | Mature B-cell leukemia Burkitt-type not having achieved remission | Diagnosis | ICD-10-CM |
| C91.A1 | Mature B-cell leukemia Burkitt-type, in remission | Diagnosis | ICD-10-CM |
| C91.A2 | Mature B-cell leukemia Burkitt-type, in relapse | Diagnosis | ICD-10-CM |
| C91.Z | Other lymphoid leukemia | Diagnosis | ICD-10-CM |
| C91.Z0 | Other lymphoid leukemia not having achieved remission | Diagnosis | ICD-10-CM |
| C91.Z1 | Other lymphoid leukemia, in remission | Diagnosis | ICD-10-CM |
| C91.Z2 | Other lymphoid leukemia, in relapse | Diagnosis | ICD-10-CM |
| C92 | Myeloid leukemia | Diagnosis | ICD-10-CM |
| C92.0 | Acute myeloblastic leukemia | Diagnosis | ICD-10-CM |
| C92.00 | Acute myeloblastic leukemia, not having achieved remission | Diagnosis | ICD-10-CM |
| C92.01 | Acute myeloblastic leukemia, in remission | Diagnosis | ICD-10-CM |
| C92.02 | Acute myeloblastic leukemia, in relapse | Diagnosis | ICD-10-CM |
| C92.1 | Chronic myeloid leukemia, BCR/ABL-positive | Diagnosis | ICD-10-CM |
| C92.10 | Chronic myeloid leukemia, BCR/ABL-positive, not having achieved remission | Diagnosis | ICD-10-CM |
| C92.11 | Chronic myeloid leukemia, BCR/ABL-positive, in remission | Diagnosis | ICD-10-CM |
| C92.12 | Chronic myeloid leukemia, BCR/ABL-positive, in relapse | Diagnosis | ICD-10-CM |
| C92.2 | Atypical chronic myeloid leukemia, BCR/ABL-negative | Diagnosis | ICD-10-CM |
| C92.20 | Atypical chronic myeloid leukemia, BCR/ABL-negative, not having achieved remission | Diagnosis | ICD-10-CM |
| C92.21 | Atypical chronic myeloid leukemia, BCR/ABL-negative, in remission | Diagnosis | ICD-10-CM |
| C92.22 | Atypical chronic myeloid leukemia, BCR/ABL-negative, in relapse | Diagnosis | ICD-10-CM |
| C92.3 | Myeloid sarcoma | Diagnosis | ICD-10-CM |
| C92.30 | Myeloid sarcoma, not having achieved remission | Diagnosis | ICD-10-CM |
| C92.31 | Myeloid sarcoma, in remission | Diagnosis | ICD-10-CM |
| C92.32 | Myeloid sarcoma, in relapse | Diagnosis | ICD-10-CM |
| C92.4 | Acute promyelocytic leukemia | Diagnosis | ICD-10-CM |
| C92.40 | Acute promyelocytic leukemia, not having achieved remission | Diagnosis | ICD-10-CM |
| C92.41 | Acute promyelocytic leukemia, in remission | Diagnosis | ICD-10-CM |
| C92.42 | Acute promyelocytic leukemia, in relapse | Diagnosis | ICD-10-CM |
| C92.5 | Acute myelomonocytic leukemia | Diagnosis | ICD-10-CM |
| C92.50 | Acute myelomonocytic leukemia, not having achieved remission | Diagnosis | ICD-10-CM |
| C92.51 | Acute myelomonocytic leukemia, in remission | Diagnosis | ICD-10-CM |
| C92.52 | Acute myelomonocytic leukemia, in relapse | Diagnosis | ICD-10-CM |
| C92.6 | Acute myeloid leukemia with 11q23-abnormality | Diagnosis | ICD-10-CM |
| C92.60 | Acute myeloid leukemia with 11q23-abnormality not having achieved remission | Diagnosis | ICD-10-CM |
| C92.61 | Acute myeloid leukemia with 11q23-abnormality in remission | Diagnosis | ICD-10-CM |
| C92.62 | Acute myeloid leukemia with 11q23-abnormality in relapse | Diagnosis | ICD-10-CM |
| C92.9 | Myeloid leukemia, unspecified | Diagnosis | ICD-10-CM |

Appendix C.1. List of RxNorm Concept Unique Identifier (RXCUI), Logical Observation Identifiers Names and Codes (LOINC), International Classification of Diseases, Tenth Revision, Clinical Modification (ICD-10-CM), International Classification of Diseases, Tenth Revision, Procedure Coding System (ICD-10-PCS), Healthcare Common Procedure Coding System (HCPCS), and Current Procedural Terminology (CPT) Codes Used to Define Baseline Characteristics for this Request

| Code | Description | Code Category | Code Type |
|-------------|---|----------------------|------------------|
| C92.90 | Myeloid leukemia, unspecified, not having achieved remission | Diagnosis | ICD-10-CM |
| C92.91 | Myeloid leukemia, unspecified in remission | Diagnosis | ICD-10-CM |
| C92.92 | Myeloid leukemia, unspecified in relapse | Diagnosis | ICD-10-CM |
| C92.A | Acute myeloid leukemia with multilineage dysplasia | Diagnosis | ICD-10-CM |
| C92.A0 | Acute myeloid leukemia with multilineage dysplasia, not having achieved remission | Diagnosis | ICD-10-CM |
| C92.A1 | Acute myeloid leukemia with multilineage dysplasia, in remission | Diagnosis | ICD-10-CM |
| C92.A2 | Acute myeloid leukemia with multilineage dysplasia, in relapse | Diagnosis | ICD-10-CM |
| C92.Z | Other myeloid leukemia | Diagnosis | ICD-10-CM |
| C92.Z0 | Other myeloid leukemia not having achieved remission | Diagnosis | ICD-10-CM |
| C92.Z1 | Other myeloid leukemia, in remission | Diagnosis | ICD-10-CM |
| C92.Z2 | Other myeloid leukemia, in relapse | Diagnosis | ICD-10-CM |
| C93 | Monocytic leukemia | Diagnosis | ICD-10-CM |
| C93.0 | Acute monoblastic/monocytic leukemia | Diagnosis | ICD-10-CM |
| C93.00 | Acute monoblastic/monocytic leukemia, not having achieved | Diagnosis | ICD-10-CM |
| C93.01 | Acute monoblastic/monocytic leukemia, in remission | Diagnosis | ICD-10-CM |
| C93.02 | Acute monoblastic/monocytic leukemia, in relapse | Diagnosis | ICD-10-CM |
| C93.1 | Chronic myelomonocytic leukemia | Diagnosis | ICD-10-CM |
| C93.10 | Chronic myelomonocytic leukemia not having achieved remission | Diagnosis | ICD-10-CM |
| C93.11 | Chronic myelomonocytic leukemia, in remission | Diagnosis | ICD-10-CM |
| C93.12 | Chronic myelomonocytic leukemia, in relapse | Diagnosis | ICD-10-CM |
| C93.3 | Juvenile myelomonocytic leukemia | Diagnosis | ICD-10-CM |
| C93.30 | Juvenile myelomonocytic leukemia, not having achieved remission | Diagnosis | ICD-10-CM |
| C93.31 | Juvenile myelomonocytic leukemia, in remission | Diagnosis | ICD-10-CM |
| C93.32 | Juvenile myelomonocytic leukemia, in relapse | Diagnosis | ICD-10-CM |
| C93.9 | Monocytic leukemia, unspecified | Diagnosis | ICD-10-CM |
| C93.90 | Monocytic leukemia, unspecified, not having achieved remission | Diagnosis | ICD-10-CM |
| C93.91 | Monocytic leukemia, unspecified in remission | Diagnosis | ICD-10-CM |
| C93.92 | Monocytic leukemia, unspecified in relapse | Diagnosis | ICD-10-CM |
| C93.Z | Other monocytic leukemia | Diagnosis | ICD-10-CM |
| C93.Z0 | Other monocytic leukemia, not having achieved remission | Diagnosis | ICD-10-CM |
| C93.Z1 | Other monocytic leukemia, in remission | Diagnosis | ICD-10-CM |
| C93.Z2 | Other monocytic leukemia, in relapse | Diagnosis | ICD-10-CM |
| C94 | Other leukemias of specified cell type | Diagnosis | ICD-10-CM |
| C94.0 | Acute erythroid leukemia | Diagnosis | ICD-10-CM |
| C94.00 | Acute erythroid leukemia, not having achieved remission | Diagnosis | ICD-10-CM |
| C94.01 | Acute erythroid leukemia, in remission | Diagnosis | ICD-10-CM |
| C94.02 | Acute erythroid leukemia, in relapse | Diagnosis | ICD-10-CM |
| C94.2 | Acute megakaryoblastic leukemia | Diagnosis | ICD-10-CM |
| C94.20 | Acute megakaryoblastic leukemia not having achieved remission | Diagnosis | ICD-10-CM |

Appendix C.1. List of RxNorm Concept Unique Identifier (RXCUI), Logical Observation Identifiers Names and Codes (LOINC), International Classification of Diseases, Tenth Revision, Clinical Modification (ICD-10-CM), International Classification of Diseases, Tenth Revision, Procedure Coding System (ICD-10-PCS), Healthcare Common Procedure Coding System (HCPCS), and Current Procedural Terminology (CPT) Codes Used to Define Baseline Characteristics for this Request

| Code | Description | Code Category | Code Type |
|-------------|---|----------------------|------------------|
| C94.21 | Acute megakaryoblastic leukemia, in remission | Diagnosis | ICD-10-CM |
| C94.22 | Acute megakaryoblastic leukemia, in relapse | Diagnosis | ICD-10-CM |
| C94.3 | Mast cell leukemia | Diagnosis | ICD-10-CM |
| C94.30 | Mast cell leukemia not having achieved remission | Diagnosis | ICD-10-CM |
| C94.31 | Mast cell leukemia, in remission | Diagnosis | ICD-10-CM |
| C94.32 | Mast cell leukemia, in relapse | Diagnosis | ICD-10-CM |
| C94.4 | Acute panmyelosis with myelofibrosis | Diagnosis | ICD-10-CM |
| C94.40 | Acute panmyelosis with myelofibrosis not having achieved remission | Diagnosis | ICD-10-CM |
| C94.41 | Acute panmyelosis with myelofibrosis, in remission | Diagnosis | ICD-10-CM |
| C94.42 | Acute panmyelosis with myelofibrosis, in relapse | Diagnosis | ICD-10-CM |
| C94.6 | Myelodysplastic disease, not classified | Diagnosis | ICD-10-CM |
| C94.8 | Other specified leukemias | Diagnosis | ICD-10-CM |
| C94.80 | Other specified leukemias not having achieved remission | Diagnosis | ICD-10-CM |
| C94.81 | Other specified leukemias, in remission | Diagnosis | ICD-10-CM |
| C94.82 | Other specified leukemias, in relapse | Diagnosis | ICD-10-CM |
| C95 | Leukemia of unspecified cell type | Diagnosis | ICD-10-CM |
| C95.0 | Acute leukemia of unspecified cell type | Diagnosis | ICD-10-CM |
| C95.00 | Acute leukemia of unspecified cell type not having achieved remission | Diagnosis | ICD-10-CM |
| C95.01 | Acute leukemia of unspecified cell type, in remission | Diagnosis | ICD-10-CM |
| C95.02 | Acute leukemia of unspecified cell type, in relapse | Diagnosis | ICD-10-CM |
| C95.1 | Chronic leukemia of unspecified cell type | Diagnosis | ICD-10-CM |
| C95.10 | Chronic leukemia of unspecified cell type not having achieved | Diagnosis | ICD-10-CM |
| C95.11 | Chronic leukemia of unspecified cell type, in remission | Diagnosis | ICD-10-CM |
| C95.12 | Chronic leukemia of unspecified cell type, in relapse | Diagnosis | ICD-10-CM |
| C95.9 | Leukemia, unspecified | Diagnosis | ICD-10-CM |
| C95.90 | Leukemia, unspecified not having achieved remission | Diagnosis | ICD-10-CM |
| C95.91 | Leukemia, unspecified, in remission | Diagnosis | ICD-10-CM |
| C95.92 | Leukemia, unspecified, in relapse | Diagnosis | ICD-10-CM |
| C96 | Other and unspecified malignant neoplasms of lymphoid, hematopoietic and related tissue | Diagnosis | ICD-10-CM |
| C96.0 | Multifocal and multisystemic (disseminated) Langerhans-cell histiocytosis | Diagnosis | ICD-10-CM |
| C96.2 | Malignant mast cell neoplasm | Diagnosis | ICD-10-CM |
| C96.20 | Malignant mast cell neoplasm, unspecified | Diagnosis | ICD-10-CM |
| C96.21 | Aggressive systemic mastocytosis | Diagnosis | ICD-10-CM |
| C96.22 | Mast cell sarcoma | Diagnosis | ICD-10-CM |
| C96.29 | Other malignant mast cell neoplasm | Diagnosis | ICD-10-CM |
| C96.4 | Sarcoma of dendritic cells (accessory cells) | Diagnosis | ICD-10-CM |
| C96.5 | Multifocal and unisystemic Langerhans-cell histiocytosis | Diagnosis | ICD-10-CM |
| C96.6 | Unifocal Langerhans-cell histiocytosis | Diagnosis | ICD-10-CM |

Appendix C.1. List of RxNorm Concept Unique Identifier (RXCUI), Logical Observation Identifiers Names and Codes (LOINC), International Classification of Diseases, Tenth Revision, Clinical Modification (ICD-10-CM), International Classification of Diseases, Tenth Revision, Procedure Coding System (ICD-10-PCS), Healthcare Common Procedure Coding System (HCPCS), and Current Procedural Terminology (CPT) Codes Used to Define Baseline Characteristics for this Request

| Code | Description | Code Category | Code Type |
|-------------|---|----------------------|------------------|
| C96.9 | Malignant neoplasm of lymphoid, hematopoietic and related tissue, unspecified | Diagnosis | ICD-10-CM |
| C96.A | Histiocytic sarcoma | Diagnosis | ICD-10-CM |
| C96.Z | Other specified malignant neoplasms of lymphoid, hematopoietic and related tissue | Diagnosis | ICD-10-CM |
| D03.0 | Melanoma in situ of lip | Diagnosis | ICD-10-CM |
| D03.10 | Melanoma in situ of unspecified eyelid, including canthus | Diagnosis | ICD-10-CM |
| D03.11 | Melanoma in situ of right eyelid, including canthus | Diagnosis | ICD-10-CM |
| D03.12 | Melanoma in situ of left eyelid, including canthus | Diagnosis | ICD-10-CM |
| D03.20 | Melanoma in situ of unspecified ear and external auricular canal | Diagnosis | ICD-10-CM |
| D03.21 | Melanoma in situ of right ear and external auricular canal | Diagnosis | ICD-10-CM |
| D03.22 | Melanoma in situ of left ear and external auricular canal | Diagnosis | ICD-10-CM |
| D03.30 | Melanoma in situ of unspecified part of face | Diagnosis | ICD-10-CM |
| D03.39 | Melanoma in situ of other parts of face | Diagnosis | ICD-10-CM |
| D03.4 | Melanoma in situ of scalp and neck | Diagnosis | ICD-10-CM |
| D03.51 | Melanoma in situ of anal skin | Diagnosis | ICD-10-CM |
| D03.52 | Melanoma in situ of breast (skin) (soft tissue) | Diagnosis | ICD-10-CM |
| D03.59 | Melanoma in situ of other part of trunk | Diagnosis | ICD-10-CM |
| D03.60 | Melanoma in situ of unspecified upper limb, including shoulder | Diagnosis | ICD-10-CM |
| D03.61 | Melanoma in situ of right upper limb, including shoulder | Diagnosis | ICD-10-CM |
| D03.62 | Melanoma in situ of left upper limb, including shoulder | Diagnosis | ICD-10-CM |
| D03.70 | Melanoma in situ of unspecified lower limb, including hip | Diagnosis | ICD-10-CM |
| D03.71 | Melanoma in situ of right lower limb, including hip | Diagnosis | ICD-10-CM |
| D03.72 | Melanoma in situ of left lower limb, including hip | Diagnosis | ICD-10-CM |
| D03.8 | Melanoma in situ of other sites | Diagnosis | ICD-10-CM |
| D03.9 | Melanoma in situ, unspecified | Diagnosis | ICD-10-CM |
| D45 | Polycythemia vera | Diagnosis | ICD-10-CM |
| D47.1 | Chronic myeloproliferative disease | Diagnosis | ICD-10-CM |
| D47.3 | Essential (hemorrhagic) thrombocythemia | Diagnosis | ICD-10-CM |
| O9A.1 | Malignant neoplasm complicating pregnancy, childbirth and the puerperium | Diagnosis | ICD-10-CM |
| O9A.11 | Malignant neoplasm complicating pregnancy | Diagnosis | ICD-10-CM |
| O9A.111 | Malignant neoplasm complicating pregnancy, first trimester | Diagnosis | ICD-10-CM |
| O9A.112 | Malignant neoplasm complicating pregnancy, second trimester | Diagnosis | ICD-10-CM |
| O9A.113 | Malignant neoplasm complicating pregnancy, third trimester | Diagnosis | ICD-10-CM |
| O9A.119 | Malignant neoplasm complicating pregnancy, unspecified trimester | Diagnosis | ICD-10-CM |
| O9A.12 | Malignant neoplasm complicating childbirth | Diagnosis | ICD-10-CM |
| O9A.13 | Malignant neoplasm complicating the puerperium | Diagnosis | ICD-10-CM |
| R97.21 | Rising PSA following treatment for malignant neoplasm of prostate | Diagnosis | ICD-10-CM |

ARB Outpatient

Appendix C.1. List of RxNorm Concept Unique Identifier (RXCUI), Logical Observation Identifiers Names and Codes (LOINC), International Classification of Diseases, Tenth Revision, Clinical Modification (ICD-10-CM), International Classification of Diseases, Tenth Revision, Procedure Coding System (ICD-10-PCS), Healthcare Common Procedure Coding System (HCPCS), and Current Procedural Terminology (CPT) Codes Used to Define Baseline Characteristics for this Request

| Code | Description | Code Category | Code Type |
|-------------|-----------------------------|----------------------|------------------|
| 351761 | valsartan 80 MG | Prescribing | RxCUI |
| 200284 | Hydrochlorothiazide 12.5 MG | Prescribing | RxCUI |
| 352274 | valsartan 40 MG | Prescribing | RxCUI |
| 349483 | valsartan 40 MG | Prescribing | RxCUI |
| 352001 | valsartan 320 MG | Prescribing | RxCUI |
| 349200 | valsartan 320 MG | Prescribing | RxCUI |
| 636045 | Hydrochlorothiazide 25 MG | Prescribing | RxCUI |
| 636042 | Hydrochlorothiazide 12.5 MG | Prescribing | RxCUI |
| 351762 | valsartan 160 MG | Prescribing | RxCUI |
| 349201 | valsartan 160 MG | Prescribing | RxCUI |
| 349353 | Hydrochlorothiazide 25 MG | Prescribing | RxCUI |
| 200285 | Hydrochlorothiazide 12.5 MG | Prescribing | RxCUI |
| 876533 | Amlodipine 5 MG | Prescribing | RxCUI |
| 876523 | Amlodipine 10 MG | Prescribing | RxCUI |
| 876528 | Amlodipine 5 MG | Prescribing | RxCUI |
| 876518 | Amlodipine 10 MG | Prescribing | RxCUI |
| 1000005 | Amlodipine 5 MG | Prescribing | RxCUI |
| 1000000 | Amlodipine 5 MG | Prescribing | RxCUI |
| 999995 | Amlodipine 10 MG | Prescribing | RxCUI |
| 999990 | Amlodipine 10 MG | Prescribing | RxCUI |
| 999971 | Amlodipine 5 MG | Prescribing | RxCUI |
| 213432 | telmisartan 80 MG | Prescribing | RxCUI |
| 205305 | telmisartan 80 MG | Prescribing | RxCUI |
| 477130 | Hydrochlorothiazide 25 MG | Prescribing | RxCUI |
| 283317 | Hydrochlorothiazide 12.5 MG | Prescribing | RxCUI |
| 876529 | Amlodipine 5 MG | Prescribing | RxCUI |
| 876519 | Amlodipine 10 MG | Prescribing | RxCUI |
| 213431 | telmisartan 40 MG | Prescribing | RxCUI |
| 205304 | telmisartan 40 MG | Prescribing | RxCUI |
| 283316 | Hydrochlorothiazide 12.5 MG | Prescribing | RxCUI |
| 876524 | Amlodipine 5 MG | Prescribing | RxCUI |
| 876514 | Amlodipine 10 MG | Prescribing | RxCUI |
| 284531 | telmisartan 20 MG | Prescribing | RxCUI |
| 1656356 | sacubitril 97 MG | Prescribing | RxCUI |
| 1656351 | sacubitril 49 MG | Prescribing | RxCUI |
| 1656346 | sacubitril 24 MG | Prescribing | RxCUI |
| 352199 | Olmesartan medoxomil 5 MG | Prescribing | RxCUI |
| 349373 | Olmesartan medoxomil 5 MG | Prescribing | RxCUI |
| 352201 | Olmesartan medoxomil 40 MG | Prescribing | RxCUI |
| 349405 | Olmesartan medoxomil 40 MG | Prescribing | RxCUI |

Appendix C.1. List of RxNorm Concept Unique Identifier (RXCUI), Logical Observation Identifiers Names and Codes (LOINC), International Classification of Diseases, Tenth Revision, Clinical Modification (ICD-10-CM), International Classification of Diseases, Tenth Revision, Procedure Coding System (ICD-10-PCS), Healthcare Common Procedure Coding System (HCPCS), and Current Procedural Terminology (CPT) Codes Used to Define Baseline Characteristics for this Request

| Code | Description | Code Category | Code Type |
|-------------|-----------------------------|----------------------|------------------|
| 403855 | Hydrochlorothiazide 25 MG | Prescribing | RxCUI |
| 403854 | Hydrochlorothiazide 12.5 MG | Prescribing | RxCUI |
| 1000001 | Amlodipine 5 MG | Prescribing | RxCUI |
| 999996 | Amlodipine 5 MG | Prescribing | RxCUI |
| 999991 | Amlodipine 10 MG | Prescribing | RxCUI |
| 999986 | Amlodipine 10 MG | Prescribing | RxCUI |
| 352200 | Olmesartan medoxomil 20 MG | Prescribing | RxCUI |
| 403853 | Hydrochlorothiazide 12.5 MG | Prescribing | RxCUI |
| 999967 | Amlodipine 5 MG | Prescribing | RxCUI |
| 1798287 | nebivolol 5 MG | Prescribing | RxCUI |
| 749833 | Hydrochlorothiazide 12.5 MG | Prescribing | RxCUI |
| 749841 | Hydrochlorothiazide 25 MG | Prescribing | RxCUI |
| 749837 | Hydrochlorothiazide 12.5 MG | Prescribing | RxCUI |
| 979494 | Losartan Potassium 50 MG | Prescribing | RxCUI |
| 979492 | Losartan Potassium 50 MG | Prescribing | RxCUI |
| 979468 | Hydrochlorothiazide 12.5 MG | Prescribing | RxCUI |
| 979487 | Losartan Potassium 25 MG | Prescribing | RxCUI |
| 979485 | Losartan Potassium 25 MG | Prescribing | RxCUI |
| 979482 | Losartan Potassium 100 MG | Prescribing | RxCUI |
| 979480 | Losartan Potassium 100 MG | Prescribing | RxCUI |
| 979471 | Hydrochlorothiazide 25 MG | Prescribing | RxCUI |
| 979464 | Hydrochlorothiazide 12.5 MG | Prescribing | RxCUI |
| 153665 | irbesartan 75 MG | Prescribing | RxCUI |
| 200094 | irbesartan 75 MG | Prescribing | RxCUI |
| 153667 | irbesartan 300 MG | Prescribing | RxCUI |
| 200096 | irbesartan 300 MG | Prescribing | RxCUI |
| 310793 | Hydrochlorothiazide 12.5 MG | Prescribing | RxCUI |
| 153666 | irbesartan 150 MG | Prescribing | RxCUI |
| 200095 | irbesartan 150 MG | Prescribing | RxCUI |
| 310792 | Hydrochlorothiazide 12.5 MG | Prescribing | RxCUI |
| 979470 | Hydrochlorothiazide 12.5 MG | Prescribing | RxCUI |
| 979473 | Hydrochlorothiazide 25 MG | Prescribing | RxCUI |
| 979466 | Hydrochlorothiazide 12.5 MG | Prescribing | RxCUI |
| 809030 | Hydrochlorothiazide 25 MG | Prescribing | RxCUI |
| 809022 | Hydrochlorothiazide 25 MG | Prescribing | RxCUI |
| 847042 | Hydrochlorothiazide 25 MG | Prescribing | RxCUI |
| 809014 | Hydrochlorothiazide 12.5 MG | Prescribing | RxCUI |
| 809026 | Hydrochlorothiazide 12.5 MG | Prescribing | RxCUI |
| 809018 | Hydrochlorothiazide 12.5 MG | Prescribing | RxCUI |
| 847055 | Hydrochlorothiazide 12.5 MG | Prescribing | RxCUI |

Appendix C.1. List of RxNorm Concept Unique Identifier (RXCUI), Logical Observation Identifiers Names and Codes (LOINC), International Classification of Diseases, Tenth Revision, Clinical Modification (ICD-10-CM), International Classification of Diseases, Tenth Revision, Procedure Coding System (ICD-10-PCS), Healthcare Common Procedure Coding System (HCPCS), and Current Procedural Terminology (CPT) Codes Used to Define Baseline Characteristics for this Request

| Code | Description | Code Category | Code Type |
|-------------|-----------------------------|----------------------|------------------|
| 847060 | Hydrochlorothiazide 12.5 MG | Prescribing | RxCUI |
| 823938 | Hydrochlorothiazide 12.5 MG | Prescribing | RxCUI |
| 823934 | Hydrochlorothiazide 12.5 MG | Prescribing | RxCUI |
| 848149 | Amlodipine 5 MG | Prescribing | RxCUI |
| 848144 | Amlodipine 5 MG | Prescribing | RxCUI |
| 848139 | Amlodipine 10 MG | Prescribing | RxCUI |
| 848155 | Amlodipine 10 MG | Prescribing | RxCUI |
| 848134 | Amlodipine 10 MG | Prescribing | RxCUI |
| 724895 | Amlodipine 5 MG | Prescribing | RxCUI |
| 724891 | Amlodipine 5 MG | Prescribing | RxCUI |
| 724887 | Amlodipine 10 MG | Prescribing | RxCUI |
| 724879 | Amlodipine 10 MG | Prescribing | RxCUI |
| 310140 | eprosartan 600 MG | Prescribing | RxCUI |
| 1235157 | azilsartan medoxomil 40 MG | Prescribing | RxCUI |
| 1235150 | azilsartan medoxomil 40 MG | Prescribing | RxCUI |
| 1091654 | azilsartan medoxomil 80 MG | Prescribing | RxCUI |
| 1091650 | azilsartan medoxomil 40 MG | Prescribing | RxCUI |
| 1099625 | Divalproex Sodium 125 MG | Prescribing | RxCUI |
| 577787 | candesartan cilexetil 8 MG | Prescribing | RxCUI |
| 153823 | candesartan cilexetil 8 MG | Prescribing | RxCUI |
| 577785 | candesartan cilexetil 4 MG | Prescribing | RxCUI |
| 153822 | candesartan cilexetil 4 MG | Prescribing | RxCUI |
| 639543 | candesartan cilexetil 32 MG | Prescribing | RxCUI |
| 639537 | candesartan cilexetil 32 MG | Prescribing | RxCUI |
| 805855 | candesartan cilexetil 32 MG | Prescribing | RxCUI |
| 802749 | candesartan cilexetil 32 MG | Prescribing | RxCUI |
| 805859 | candesartan cilexetil 32 MG | Prescribing | RxCUI |
| 578330 | candesartan cilexetil 32 MG | Prescribing | RxCUI |
| 639539 | candesartan cilexetil 16 MG | Prescribing | RxCUI |
| 577776 | candesartan cilexetil 16 MG | Prescribing | RxCUI |
| 805863 | candesartan cilexetil 16 MG | Prescribing | RxCUI |
| 578325 | candesartan cilexetil 16 MG | Prescribing | RxCUI |
| 744636 | Amlodipine 5 MG | Prescribing | RxCUI |
| 744632 | Amlodipine 5 MG | Prescribing | RxCUI |
| 744628 | Amlodipine 10 MG | Prescribing | RxCUI |
| 744624 | Amlodipine 10 MG | Prescribing | RxCUI |
| 848145 | Amlodipine 5 MG | Prescribing | RxCUI |
| 848140 | Amlodipine 5 MG | Prescribing | RxCUI |
| 848135 | Amlodipine 10 MG | Prescribing | RxCUI |
| 848151 | Amlodipine 10 MG | Prescribing | RxCUI |

Appendix C.1. List of RxNorm Concept Unique Identifier (RXCUI), Logical Observation Identifiers Names and Codes (LOINC), International Classification of Diseases, Tenth Revision, Clinical Modification (ICD-10-CM), International Classification of Diseases, Tenth Revision, Procedure Coding System (ICD-10-PCS), Healthcare Common Procedure Coding System (HCPCS), and Current Procedural Terminology (CPT) Codes Used to Define Baseline Characteristics for this Request

| Code | Description | Code Category | Code Type |
|---|--|---------------|-----------|
| 848131 | Amlodipine 10 MG | Prescribing | RxCUI |
| 722137 | Amlodipine 5 MG | Prescribing | RxCUI |
| 722134 | Amlodipine 5 MG | Prescribing | RxCUI |
| 730872 | Amlodipine 5 MG | Prescribing | RxCUI |
| 730869 | Amlodipine 5 MG | Prescribing | RxCUI |
| 722131 | Amlodipine 10 MG | Prescribing | RxCUI |
| 722126 | Amlodipine 10 MG | Prescribing | RxCUI |
| 730866 | Amlodipine 10 MG | Prescribing | RxCUI |
| 730861 | Amlodipine 10 MG | Prescribing | RxCUI |
| Aspartate aminotransferase (AST) | | | |
| 16412-9 | Aspartate aminotransferase [Enzymatic activity/volume] in Red Blood Cells | Lab | LOINC |
| 1919-0 | Aspartate aminotransferase [Enzymatic activity/volume] in Body fluid | Lab | LOINC |
| 1920-8 | Aspartate aminotransferase [Enzymatic activity/volume] in Serum or Plasma | Lab | LOINC |
| 30239-8 | Aspartate aminotransferase [Enzymatic activity/volume] in Serum or Plasma by With P-5'-P | Lab | LOINC |
| 44786-2 | Aspartate aminotransferase [Enzymatic activity/volume] (Maximum value during study) in Serum or Plasma | Lab | LOINC |
| 48136-6 | Aspartate aminotransferase.macromolecular [Enzymatic activity/volume] in Serum or Plasma | Lab | LOINC |
| 88112-8 | Aspartate aminotransferase [Enzymatic activity/volume] in Serum or Plasma by No addition of P-5'-P | Lab | LOINC |
| Asthma | | | |
| J45 | Asthma | Diagnosis | ICD-10-CM |
| J45.2 | Mild intermittent asthma | Diagnosis | ICD-10-CM |
| J45.20 | Mild intermittent asthma, uncomplicated | Diagnosis | ICD-10-CM |
| J45.21 | Mild intermittent asthma with (acute) exacerbation | Diagnosis | ICD-10-CM |
| J45.22 | Mild intermittent asthma with status asthmaticus | Diagnosis | ICD-10-CM |
| J45.3 | Mild persistent asthma | Diagnosis | ICD-10-CM |
| J45.30 | Mild persistent asthma, uncomplicated | Diagnosis | ICD-10-CM |
| J45.31 | Mild persistent asthma with (acute) exacerbation | Diagnosis | ICD-10-CM |
| J45.32 | Mild persistent asthma with status asthmaticus | Diagnosis | ICD-10-CM |
| J45.4 | Moderate persistent asthma | Diagnosis | ICD-10-CM |
| J45.40 | Moderate persistent asthma, uncomplicated | Diagnosis | ICD-10-CM |
| J45.41 | Moderate persistent asthma with (acute) exacerbation | Diagnosis | ICD-10-CM |
| J45.42 | Moderate persistent asthma with status asthmaticus | Diagnosis | ICD-10-CM |
| J45.5 | Severe persistent asthma | Diagnosis | ICD-10-CM |
| J45.50 | Severe persistent asthma, uncomplicated | Diagnosis | ICD-10-CM |
| J45.51 | Severe persistent asthma with (acute) exacerbation | Diagnosis | ICD-10-CM |

Appendix C.1. List of RxNorm Concept Unique Identifier (RXCUI), Logical Observation Identifiers Names and Codes (LOINC), International Classification of Diseases, Tenth Revision, Clinical Modification (ICD-10-CM), International Classification of Diseases, Tenth Revision, Procedure Coding System (ICD-10-PCS), Healthcare Common Procedure Coding System (HCPCS), and Current Procedural Terminology (CPT) Codes Used to Define Baseline Characteristics for this Request

| Code | Description | Code Category | Code Type |
|---------------------|--|----------------------|------------------|
| J45.52 | Severe persistent asthma with status asthmaticus | Diagnosis | ICD-10-CM |
| J45.9 | Other and unspecified asthma | Diagnosis | ICD-10-CM |
| J45.90 | Unspecified asthma | Diagnosis | ICD-10-CM |
| J45.901 | Unspecified asthma with (acute) exacerbation | Diagnosis | ICD-10-CM |
| J45.902 | Unspecified asthma with status asthmaticus | Diagnosis | ICD-10-CM |
| J45.909 | Unspecified asthma, uncomplicated | Diagnosis | ICD-10-CM |
| J45.99 | Other asthma | Diagnosis | ICD-10-CM |
| J45.990 | Exercise induced bronchospasm | Diagnosis | ICD-10-CM |
| J45.991 | Cough variant asthma | Diagnosis | ICD-10-CM |
| J45.998 | Other asthma | Diagnosis | ICD-10-CM |
| Azithromycin | | | |
| 18631 | Azithromycin | Prescribing | RxCUI |
| 105259 | Azithromycin | Prescribing | RxCUI |
| 105260 | Azithromycin | Prescribing | RxCUI |
| 141962 | Azithromycin | Prescribing | RxCUI |
| 141963 | Azithromycin | Prescribing | RxCUI |
| 196474 | Azithromycin | Prescribing | RxCUI |
| 204844 | Azithromycin | Prescribing | RxCUI |
| 211307 | Azithromycin | Prescribing | RxCUI |
| 211511 | Azithromycin | Prescribing | RxCUI |
| 212407 | Azithromycin | Prescribing | RxCUI |
| 212446 | Azithromycin | Prescribing | RxCUI |
| 226827 | Azithromycin | Prescribing | RxCUI |
| 248656 | Azithromycin | Prescribing | RxCUI |
| 251860 | Azithromycin | Prescribing | RxCUI |
| 253155 | Azithromycin | Prescribing | RxCUI |
| 308459 | Azithromycin | Prescribing | RxCUI |
| 308460 | Azithromycin | Prescribing | RxCUI |
| 308461 | Azithromycin | Prescribing | RxCUI |
| 315448 | Azithromycin | Prescribing | RxCUI |
| 315449 | Azithromycin | Prescribing | RxCUI |
| 315450 | Azithromycin | Prescribing | RxCUI |
| 315451 | Azithromycin | Prescribing | RxCUI |
| 330623 | Azithromycin | Prescribing | RxCUI |
| 330842 | Azithromycin | Prescribing | RxCUI |
| 332566 | Azithromycin | Prescribing | RxCUI |
| 351772 | Azithromycin | Prescribing | RxCUI |
| 362773 | Azithromycin | Prescribing | RxCUI |
| 363188 | Azithromycin | Prescribing | RxCUI |
| 366000 | Azithromycin | Prescribing | RxCUI |

Appendix C.1. List of RxNorm Concept Unique Identifier (RXCUI), Logical Observation Identifiers Names and Codes (LOINC), International Classification of Diseases, Tenth Revision, Clinical Modification (ICD-10-CM), International Classification of Diseases, Tenth Revision, Procedure Coding System (ICD-10-PCS), Healthcare Common Procedure Coding System (HCPCS), and Current Procedural Terminology (CPT) Codes Used to Define Baseline Characteristics for this Request

| Code | Description | Code Category | Code Type |
|-------------|--------------------|----------------------|------------------|
| 366555 | Azithromycin | Prescribing | RxCUI |
| 367697 | Azithromycin | Prescribing | RxCUI |
| 370974 | Azithromycin | Prescribing | RxCUI |
| 370975 | Azithromycin | Prescribing | RxCUI |
| 370976 | Azithromycin | Prescribing | RxCUI |
| 375766 | Azithromycin | Prescribing | RxCUI |
| 410626 | Azithromycin | Prescribing | RxCUI |
| 427722 | Azithromycin | Prescribing | RxCUI |
| 434692 | Azithromycin | Prescribing | RxCUI |
| 434695 | Azithromycin | Prescribing | RxCUI |
| 539819 | Azithromycin | Prescribing | RxCUI |
| 539820 | Azithromycin | Prescribing | RxCUI |
| 539821 | Azithromycin | Prescribing | RxCUI |
| 539822 | Azithromycin | Prescribing | RxCUI |
| 564001 | Azithromycin | Prescribing | RxCUI |
| 564002 | Azithromycin | Prescribing | RxCUI |
| 571749 | Azithromycin | Prescribing | RxCUI |
| 571893 | Azithromycin | Prescribing | RxCUI |
| 572596 | Azithromycin | Prescribing | RxCUI |
| 574033 | Azithromycin | Prescribing | RxCUI |
| 575572 | Azithromycin | Prescribing | RxCUI |
| 577161 | Azithromycin | Prescribing | RxCUI |
| 577162 | Azithromycin | Prescribing | RxCUI |
| 577377 | Azithromycin | Prescribing | RxCUI |
| 577378 | Azithromycin | Prescribing | RxCUI |
| 583480 | Azithromycin | Prescribing | RxCUI |
| 583481 | Azithromycin | Prescribing | RxCUI |
| 583482 | Azithromycin | Prescribing | RxCUI |
| 598022 | Azithromycin | Prescribing | RxCUI |
| 628527 | Azithromycin | Prescribing | RxCUI |
| 628528 | Azithromycin | Prescribing | RxCUI |
| 628529 | Azithromycin | Prescribing | RxCUI |
| 628530 | Azithromycin | Prescribing | RxCUI |
| 706866 | Azithromycin | Prescribing | RxCUI |
| 749780 | Azithromycin | Prescribing | RxCUI |
| 749782 | Azithromycin | Prescribing | RxCUI |
| 749783 | Azithromycin | Prescribing | RxCUI |
| 750149 | Azithromycin | Prescribing | RxCUI |
| 750150 | Azithromycin | Prescribing | RxCUI |
| 750151 | Azithromycin | Prescribing | RxCUI |

Appendix C.1. List of RxNorm Concept Unique Identifier (RXCUI), Logical Observation Identifiers Names and Codes (LOINC), International Classification of Diseases, Tenth Revision, Clinical Modification (ICD-10-CM), International Classification of Diseases, Tenth Revision, Procedure Coding System (ICD-10-PCS), Healthcare Common Procedure Coding System (HCPCS), and Current Procedural Terminology (CPT) Codes Used to Define Baseline Characteristics for this Request

| Code | Description | Code Category | Code Type |
|-------------|--------------------|----------------------|------------------|
| 750152 | Azithromycin | Prescribing | RxCUI |
| 750153 | Azithromycin | Prescribing | RxCUI |
| 750154 | Azithromycin | Prescribing | RxCUI |
| 750155 | Azithromycin | Prescribing | RxCUI |
| 750157 | Azithromycin | Prescribing | RxCUI |
| 834042 | Azithromycin | Prescribing | RxCUI |
| 834043 | Azithromycin | Prescribing | RxCUI |
| 861416 | Azithromycin | Prescribing | RxCUI |
| 861417 | Azithromycin | Prescribing | RxCUI |
| 891293 | Azithromycin | Prescribing | RxCUI |
| 891294 | Azithromycin | Prescribing | RxCUI |
| 1148107 | Azithromycin | Prescribing | RxCUI |
| 1150984 | Azithromycin | Prescribing | RxCUI |
| 1155008 | Azithromycin | Prescribing | RxCUI |
| 1155010 | Azithromycin | Prescribing | RxCUI |
| 1155011 | Azithromycin | Prescribing | RxCUI |
| 1155012 | Azithromycin | Prescribing | RxCUI |
| 1176325 | Azithromycin | Prescribing | RxCUI |
| 1176326 | Azithromycin | Prescribing | RxCUI |
| 1186859 | Azithromycin | Prescribing | RxCUI |
| 1186860 | Azithromycin | Prescribing | RxCUI |
| 1187672 | Azithromycin | Prescribing | RxCUI |
| 1187673 | Azithromycin | Prescribing | RxCUI |
| 1187674 | Azithromycin | Prescribing | RxCUI |
| 1187675 | Azithromycin | Prescribing | RxCUI |
| 1187965 | Azithromycin | Prescribing | RxCUI |
| 1296746 | Azithromycin | Prescribing | RxCUI |
| 1298839 | Azithromycin | Prescribing | RxCUI |
| 1299904 | Azithromycin | Prescribing | RxCUI |
| 1668237 | Azithromycin | Prescribing | RxCUI |
| 1668238 | Azithromycin | Prescribing | RxCUI |
| 1668239 | Azithromycin | Prescribing | RxCUI |
| 1668240 | Azithromycin | Prescribing | RxCUI |
| 1807493 | Azithromycin | Prescribing | RxCUI |
| 1807494 | Azithromycin | Prescribing | RxCUI |
| 1807496 | Azithromycin | Prescribing | RxCUI |
| 1807497 | Azithromycin | Prescribing | RxCUI |
| 1807498 | Azithromycin | Prescribing | RxCUI |
| J0456 | Azithromycin | Procedure | HCPCS/CPT |
| Q0144 | Azithromycin | Procedure | HCPCS/CPT |

Appendix C.1. List of RxNorm Concept Unique Identifier (RXCUI), Logical Observation Identifiers Names and Codes (LOINC), International Classification of Diseases, Tenth Revision, Clinical Modification (ICD-10-CM), International Classification of Diseases, Tenth Revision, Procedure Coding System (ICD-10-PCS), Healthcare Common Procedure Coding System (HCPCS), and Current Procedural Terminology (CPT) Codes Used to Define Baseline Characteristics for this Request

| Code | Description | Code Category | Code Type |
|---------------------------|--|---------------|------------|
| Baricitinib | | | |
| 2047232 | baricitinib | Prescribing | RxCUI |
| 2047237 | baricitinib | Prescribing | RxCUI |
| 2047238 | baricitinib | Prescribing | RxCUI |
| 2047239 | baricitinib | Prescribing | RxCUI |
| 2047240 | baricitinib | Prescribing | RxCUI |
| 2047241 | baricitinib | Prescribing | RxCUI |
| 2047242 | baricitinib | Prescribing | RxCUI |
| 2047243 | baricitinib | Prescribing | RxCUI |
| 2047244 | baricitinib | Prescribing | RxCUI |
| 2047245 | baricitinib | Prescribing | RxCUI |
| 2047246 | baricitinib | Prescribing | RxCUI |
| 2047247 | baricitinib | Prescribing | RxCUI |
| 2205471 | baricitinib | Prescribing | RxCUI |
| 2205472 | baricitinib | Prescribing | RxCUI |
| 2205473 | baricitinib | Prescribing | RxCUI |
| 2205474 | baricitinib | Prescribing | RxCUI |
| XW0DXM6 | Introduction of baricitinib into mouth and pharynx, external approach, new technology group 6 | Procedure | ICD-10-PCS |
| XW0G7M6 | Introduction of baricitinib into upper GI, via natural or artificial opening, new technology group 6 | Procedure | ICD-10-PCS |
| XW0H7M6 | Introduction of baricitinib into lower GI, via natural or artificial opening, new technology group 6 | Procedure | ICD-10-PCS |
| Bilirubin Direct | | | |
| 14629-0 | Bilirubin.direct [Moles/volume] in Serum or Plasma | Lab | LOINC |
| 1968-7 | Bilirubin.direct [Mass/volume] in Serum or Plasma | Lab | LOINC |
| 35191-6 | Bilirubin.direct [Mass or Moles/volume] in Serum or Plasma | Lab | LOINC |
| Bilirubin Indirect | | | |
| 14630-8 | Bilirubin.indirect [Moles/volume] in Serum or Plasma | Lab | LOINC |
| 1971-1 | Bilirubin.indirect [Mass/volume] in Serum or Plasma | Lab | LOINC |
| 35192-4 | Bilirubin.indirect [Mass or Moles/volume] in Serum or Plasma | Lab | LOINC |
| Bilirubin Total | | | |
| 14631-6 | Bilirubin.total [Moles/volume] in Serum or Plasma | Lab | LOINC |
| 1975-2 | Bilirubin.total [Mass/volume] in Serum or Plasma | Lab | LOINC |
| 32303-0 | Bilirubin.total [Moles/volume] in Specimen | Lab | LOINC |
| 35194-0 | Bilirubin.total [Mass or Moles/volume] in Serum or Plasma | Lab | LOINC |
| 42719-5 | Bilirubin.total [Mass/volume] in Blood | Lab | LOINC |
| 54363-7 | Bilirubin.total [Moles/volume] in Blood | Lab | LOINC |
| 59827-6 | Bilirubin.total [Mass/volume] in Arterial blood | Lab | LOINC |
| 59828-4 | Bilirubin.total [Mass/volume] in Venous blood | Lab | LOINC |

Appendix C.1. List of RxNorm Concept Unique Identifier (RXCUI), Logical Observation Identifiers Names and Codes (LOINC), International Classification of Diseases, Tenth Revision, Clinical Modification (ICD-10-CM), International Classification of Diseases, Tenth Revision, Procedure Coding System (ICD-10-PCS), Healthcare Common Procedure Coding System (HCPCS), and Current Procedural Terminology (CPT) Codes Used to Define Baseline Characteristics for this Request

| Code | Description | Code Category | Code Type |
|-----------------------------------|---|---------------|-----------|
| 77137-8 | Bilirubin.total [Moles/volume] in Serum, Plasma or Blood | Lab | LOINC |
| 89871-8 | Bilirubin.total [Moles/volume] in Venous blood | Lab | LOINC |
| 89872-6 | Bilirubin.total [Moles/volume] in Arterial blood | Lab | LOINC |
| 97770-2 | Bilirubin.total [Moles/volume] in Capillary blood | Lab | LOINC |
| B-type natriuretic peptide | | | |
| 30934-4 | Natriuretic peptide B [Mass/volume] in Serum or Plasma | Lab | LOINC |
| 35257-5 | Natriuretic peptide B [Mass or Moles/volume] in Serum or Plasma | Lab | LOINC |
| 42637-9 | Natriuretic peptide B [Mass/volume] in Blood | Lab | LOINC |
| 47092-2 | Natriuretic peptide B [Moles/volume] in Serum or Plasma | Lab | LOINC |
| Chemotherapy | | | |
| 80169 | Everolimus | Procedure | HCPCS/CPT |
| 80204 | Methotrexate | Procedure | HCPCS/CPT |
| 1535468 | ceritinib 150 MG | Prescribing | RxCUI |
| 1544475 | idelalisib 150 MG | Prescribing | RxCUI |
| 1544471 | idelalisib 100 MG | Prescribing | RxCUI |
| 2056897 | everolimus 1 MG | Prescribing | RxCUI |
| 977440 | everolimus 0.75 MG | Prescribing | RxCUI |
| 977436 | everolimus 0.5 MG | Prescribing | RxCUI |
| 977431 | everolimus 0.25 MG | Prescribing | RxCUI |
| 668606 | Vorinostat 100 MG | Prescribing | RxCUI |
| 1304484 | ziv-aflibercept 25 MG/ML | Prescribing | RxCUI |
| 1147228 | Vemurafenib 240 MG | Prescribing | RxCUI |
| 1918242 | niraparib 100 MG | Prescribing | RxCUI |
| 207948 | Streptozocin 1000 MG | Prescribing | RxCUI |
| 1723189 | ziv-aflibercept 25 MG/ML | Prescribing | RxCUI |
| 1723194 | ziv-aflibercept 25 MG/ML | Prescribing | RxCUI |
| 1718594 | trabectedin 1 MG | Prescribing | RxCUI |
| 2178405 | Xpovio 80 MG Weekly Dose Carton Pack, 4 Blister Cards, 4 Tablets | Prescribing | RxCUI |
| 2178407 | Xpovio 80 MG Twice Weekly (160 MG total weekly) Dose Carton Pack, 4 Blister Cards, 8 Tablets Each | Prescribing | RxCUI |
| 2178403 | Xpovio 60 MG Weekly Dose Carton Pack, 4 Blister Cards, 3 Tablets | Prescribing | RxCUI |
| 2178409 | Xpovio 100 MG Weekly Dose Carton Pack, 4 Blister Cards, 5 Tablets Each | Prescribing | RxCUI |
| 2105817 | gilteritinib 40 MG | Prescribing | RxCUI |
| 213293 | capecitabine 500 MG | Prescribing | RxCUI |
| 213292 | capecitabine 150 MG | Prescribing | RxCUI |
| 1921598 | Methotrexate 2.5 MG/ML | Prescribing | RxCUI |
| 1148506 | crizotinib 250 MG | Prescribing | RxCUI |
| 1148502 | crizotinib 200 MG | Prescribing | RxCUI |
| 1942748 | Cytarabine liposome 100 MG | Prescribing | RxCUI |

Appendix C.1. List of RxNorm Concept Unique Identifier (RXCUI), Logical Observation Identifiers Names and Codes (LOINC), International Classification of Diseases, Tenth Revision, Clinical Modification (ICD-10-CM), International Classification of Diseases, Tenth Revision, Procedure Coding System (ICD-10-PCS), Healthcare Common Procedure Coding System (HCPCS), and Current Procedural Terminology (CPT) Codes Used to Define Baseline Characteristics for this Request

| Code | Description | Code Category | Code Type |
|-------------|---|----------------------|------------------|
| 197687 | Etoposide 50 MG | Prescribing | RxCUI |
| 206831 | Etoposide 20 MG/ML | Prescribing | RxCUI |
| 226719 | Etoposide 20 MG/ML | Prescribing | RxCUI |
| 310248 | Etoposide 20 MG/ML | Prescribing | RxCUI |
| 867506 | pazopanib 200 MG | Prescribing | RxCUI |
| 239178 | Vinblastine Sulfate 1 MG/ML | Prescribing | RxCUI |
| 2058932 | dacomitinib 45 MG | Prescribing | RxCUI |
| 2058926 | dacomitinib 30 MG | Prescribing | RxCUI |
| 2058922 | dacomitinib 15 MG | Prescribing | RxCUI |
| 2105657 | larotrectinib 25 MG | Prescribing | RxCUI |
| 2105653 | larotrectinib 20 MG/ML | Prescribing | RxCUI |
| 2105645 | larotrectinib 100 MG | Prescribing | RxCUI |
| 1242998 | vismodegib 150 MG | Prescribing | RxCUI |
| 1729422 | vinorelbine 10 MG/ML | Prescribing | RxCUI |
| 645921 | vinorelbine 10 MG/ML | Prescribing | RxCUI |
| 630920 | vinorelbine 10 MG/ML | Prescribing | RxCUI |
| 1729418 | vinorelbine 10 MG/ML | Prescribing | RxCUI |
| 1305000 | Vincristine sulfate liposome 0.16 MG/ML | Prescribing | RxCUI |
| 1863354 | Vincristine Sulfate 1 MG/ML | Prescribing | RxCUI |
| 894896 | Vincristine Sulfate 1 MG/ML | Prescribing | RxCUI |
| 894893 | Vincristine Sulfate 1 MG/ML | Prescribing | RxCUI |
| 1863343 | Vincristine Sulfate 1 MG/ML | Prescribing | RxCUI |
| 1863355 | Vincristine Sulfate 1 MG/ML | Prescribing | RxCUI |
| 1863347 | Vincristine Sulfate 1 MG/ML | Prescribing | RxCUI |
| 545206 | Azacitidine 25 MG/ML | Prescribing | RxCUI |
| 1946836 | abemaciclib 50 MG | Prescribing | RxCUI |
| 1946848 | abemaciclib 200 MG | Prescribing | RxCUI |
| 1946844 | abemaciclib 150 MG | Prescribing | RxCUI |
| 1946840 | abemaciclib 100 MG | Prescribing | RxCUI |
| 1747579 | venetoclax 50 MG | Prescribing | RxCUI |
| 1747567 | venetoclax 100 MG | Prescribing | RxCUI |
| 1747577 | venetoclax 10 MG | Prescribing | RxCUI |
| 1747580 | Venclexta Starting Pack | Prescribing | RxCUI |
| 402244 | bortezomib 1 MG/ML | Prescribing | RxCUI |
| 1114096 | Vandetanib 300 MG | Prescribing | RxCUI |
| 1114074 | Vandetanib 100 MG | Prescribing | RxCUI |
| 262063 | valrubicin 40 MG/ML | Prescribing | RxCUI |
| 313567 | valrubicin 40 MG/ML | Prescribing | RxCUI |
| 352083 | Methoxsalen 0.02 MG/ML | Prescribing | RxCUI |
| 672152 | lapatinib 250 MG | Prescribing | RxCUI |

Appendix C.1. List of RxNorm Concept Unique Identifier (RXCUI), Logical Observation Identifiers Names and Codes (LOINC), International Classification of Diseases, Tenth Revision, Clinical Modification (ICD-10-CM), International Classification of Diseases, Tenth Revision, Procedure Coding System (ICD-10-PCS), Healthcare Common Procedure Coding System (HCPCS), and Current Procedural Terminology (CPT) Codes Used to Define Baseline Characteristics for this Request

| Code | Description | Code Category | Code Type |
|-------------|------------------------------------|----------------------|------------------|
| 2183131 | pexidartinib 200 MG | Prescribing | RxCUI |
| 1919211 | Thiotepa 15 MG | Prescribing | RxCUI |
| 1660009 | Thiotepa 15 MG | Prescribing | RxCUI |
| 1919209 | Thiotepa 100 MG | Prescribing | RxCUI |
| 1660004 | Thiotepa 100 MG | Prescribing | RxCUI |
| 1366541 | Thiotepa 10 MG/ML | Prescribing | RxCUI |
| 1992547 | arsenic trioxide 2 MG/ML | Prescribing | RxCUI |
| 284594 | Methotrexate 7.5 MG | Prescribing | RxCUI |
| 284592 | Methotrexate 5 MG | Prescribing | RxCUI |
| 284595 | Methotrexate 15 MG | Prescribing | RxCUI |
| 284593 | Methotrexate 10 MG | Prescribing | RxCUI |
| 790700 | bendamustine 5 MG/ML | Prescribing | RxCUI |
| 1114697 | bendamustine hydrochloride 5 MG/ML | Prescribing | RxCUI |
| 1805009 | bendamustine hydrochloride 25 MG | Prescribing | RxCUI |
| 1805004 | bendamustine hydrochloride 100 MG | Prescribing | RxCUI |
| 1425118 | trametinib 2 MG | Prescribing | RxCUI |
| 1425110 | trametinib 0.5 MG | Prescribing | RxCUI |
| 1799424 | Topotecan 1 MG/ML | Prescribing | RxCUI |
| 637550 | Topotecan 4 MG | Prescribing | RxCUI |
| 1799416 | Topotecan 4 MG | Prescribing | RxCUI |
| 637549 | Topotecan 1 MG/ML | Prescribing | RxCUI |
| 748740 | Topotecan 1 MG | Prescribing | RxCUI |
| 748738 | Topotecan 0.25 MG | Prescribing | RxCUI |
| 2049884 | ivosidenib 250 MG | Prescribing | RxCUI |
| 105590 | Thioguanine 40 MG | Prescribing | RxCUI |
| 313213 | Teniposide 10 MG/ML | Prescribing | RxCUI |
| 261288 | temozolomide 5 MG | Prescribing | RxCUI |
| 313211 | temozolomide 5 MG | Prescribing | RxCUI |
| 261291 | temozolomide 250 MG | Prescribing | RxCUI |
| 313210 | temozolomide 250 MG | Prescribing | RxCUI |
| 261289 | temozolomide 20 MG | Prescribing | RxCUI |
| 313209 | temozolomide 20 MG | Prescribing | RxCUI |
| 835948 | temozolomide 2.5 MG/ML | Prescribing | RxCUI |
| 705619 | temozolomide 180 MG | Prescribing | RxCUI |
| 700885 | temozolomide 180 MG | Prescribing | RxCUI |
| 705617 | temozolomide 140 MG | Prescribing | RxCUI |
| 700883 | temozolomide 140 MG | Prescribing | RxCUI |
| 261290 | temozolomide 100 MG | Prescribing | RxCUI |
| 317160 | temozolomide 100 MG | Prescribing | RxCUI |
| 1860486 | docetaxel 20 MG/ML | Prescribing | RxCUI |

Appendix C.1. List of RxNorm Concept Unique Identifier (RXCUI), Logical Observation Identifiers Names and Codes (LOINC), International Classification of Diseases, Tenth Revision, Clinical Modification (ICD-10-CM), International Classification of Diseases, Tenth Revision, Procedure Coding System (ICD-10-PCS), Healthcare Common Procedure Coding System (HCPCS), and Current Procedural Terminology (CPT) Codes Used to Define Baseline Characteristics for this Request

| Code | Description | Code Category | Code Type |
|-------------|--------------------------------|----------------------|------------------|
| 1001407 | docetaxel 20 MG/ML | Prescribing | RxCUI |
| 1860482 | docetaxel 20 MG/ML | Prescribing | RxCUI |
| 2002719 | nilotinib 50 MG | Prescribing | RxCUI |
| 746609 | nilotinib 200 MG | Prescribing | RxCUI |
| 1002300 | nilotinib 150 MG | Prescribing | RxCUI |
| 261349 | bexarotene 75 MG | Prescribing | RxCUI |
| 991233 | bexarotene 0.01 MG/MG | Prescribing | RxCUI |
| 1088255 | erlotinib 25 MG | Prescribing | RxCUI |
| 540428 | Erlotinib Hydrochloride 25 MG | Prescribing | RxCUI |
| 1088253 | erlotinib 150 MG | Prescribing | RxCUI |
| 540426 | Erlotinib Hydrochloride 150 MG | Prescribing | RxCUI |
| 1088251 | erlotinib 100 MG | Prescribing | RxCUI |
| 540424 | Erlotinib Hydrochloride 100 MG | Prescribing | RxCUI |
| 1721583 | osimertinib 80 MG | Prescribing | RxCUI |
| 1721571 | osimertinib 40 MG | Prescribing | RxCUI |
| 1425230 | dabrafenib 75 MG | Prescribing | RxCUI |
| 1425228 | dabrafenib 50 MG | Prescribing | RxCUI |
| 1356693 | homoharringtonine 3.5 MG/ML | Prescribing | RxCUI |
| 616292 | sunitinib 50 MG | Prescribing | RxCUI |
| 1541928 | sunitinib 37.5 MG | Prescribing | RxCUI |
| 616287 | sunitinib 25 MG | Prescribing | RxCUI |
| 616283 | sunitinib 12.5 MG | Prescribing | RxCUI |
| 1312408 | regorafenib 40 MG | Prescribing | RxCUI |
| 1045408 | dasatinib 80 MG | Prescribing | RxCUI |
| 643177 | dasatinib 70 MG | Prescribing | RxCUI |
| 643175 | dasatinib 50 MG | Prescribing | RxCUI |
| 643173 | dasatinib 20 MG | Prescribing | RxCUI |
| 1045404 | dasatinib 140 MG | Prescribing | RxCUI |
| 799830 | dasatinib 100 MG | Prescribing | RxCUI |
| 615979 | sorafenib 200 MG | Prescribing | RxCUI |
| 1659927 | sonidegib 200 MG | Prescribing | RxCUI |
| 211976 | Sodium Iodide 0.118 MG/ML | Prescribing | RxCUI |
| 1999316 | hydroxyurea 1000 MG | Prescribing | RxCUI |
| 1999314 | hydroxyurea 100 MG | Prescribing | RxCUI |
| 1919094 | midostaurin 25 MG | Prescribing | RxCUI |
| 1862590 | rucaparib 300 MG | Prescribing | RxCUI |
| 1921589 | rucaparib 250 MG | Prescribing | RxCUI |
| 1862595 | rucaparib 200 MG | Prescribing | RxCUI |
| 877516 | romidepsin 5 MG/ML | Prescribing | RxCUI |
| 877513 | romidepsin 5 MG/ML | Prescribing | RxCUI |

Appendix C.1. List of RxNorm Concept Unique Identifier (RXCUI), Logical Observation Identifiers Names and Codes (LOINC), International Classification of Diseases, Tenth Revision, Clinical Modification (ICD-10-CM), International Classification of Diseases, Tenth Revision, Procedure Coding System (ICD-10-PCS), Healthcare Common Procedure Coding System (HCPCS), and Current Procedural Terminology (CPT) Codes Used to Define Baseline Characteristics for this Request

| Code | Description | Code Category | Code Type |
|-------------|-------------------------------|----------------------|------------------|
| 1544404 | Methotrexate 50 MG/ML | Prescribing | RxCUI |
| 1544402 | Methotrexate 50 MG/ML | Prescribing | RxCUI |
| 1544398 | Methotrexate 50 MG/ML | Prescribing | RxCUI |
| 1544396 | Methotrexate 50 MG/ML | Prescribing | RxCUI |
| 1544394 | Methotrexate 50 MG/ML | Prescribing | RxCUI |
| 1544390 | Methotrexate 50 MG/ML | Prescribing | RxCUI |
| 1544388 | Methotrexate 50 MG/ML | Prescribing | RxCUI |
| 1544386 | Methotrexate 50 MG/ML | Prescribing | RxCUI |
| 1544383 | Methotrexate 50 MG/ML | Prescribing | RxCUI |
| 1536490 | mercaptopurine 20 MG/ML | Prescribing | RxCUI |
| 1421477 | Cysteamine 75 MG | Prescribing | RxCUI |
| 1421473 | Cysteamine 25 MG | Prescribing | RxCUI |
| 207588 | Procarbazine 50 MG | Prescribing | RxCUI |
| 865183 | Pralatrexate 20 MG/ML | Prescribing | RxCUI |
| 687066 | Porfimer Sodium 75 MG | Prescribing | RxCUI |
| 1364362 | ponatinib 45 MG | Prescribing | RxCUI |
| 1726639 | ponatinib 30 MG | Prescribing | RxCUI |
| 1364358 | ponatinib 15 MG | Prescribing | RxCUI |
| 2169322 | PIQRAY 300 MG Daily Dose Pack | Prescribing | RxCUI |
| 2169320 | PIQRAY 250 MG Daily Dose Pack | Prescribing | RxCUI |
| 2169314 | PIQRAY 200 MG Daily Dose Pack | Prescribing | RxCUI |
| 1728075 | pemetrexed 500 MG | Prescribing | RxCUI |
| 404771 | pemetrexed 25 MG/ML | Prescribing | RxCUI |
| 1728079 | pemetrexed 100 MG | Prescribing | RxCUI |
| 1603369 | panobinostat 20 MG | Prescribing | RxCUI |
| 1603365 | panobinostat 15 MG | Prescribing | RxCUI |
| 1603361 | panobinostat 10 MG | Prescribing | RxCUI |
| 1601394 | palbociclib 75 MG | Prescribing | RxCUI |
| 1601390 | palbociclib 125 MG | Prescribing | RxCUI |
| 1601386 | palbociclib 100 MG | Prescribing | RxCUI |
| 312199 | Paclitaxel 6 MG/ML | Prescribing | RxCUI |
| 583218 | Paclitaxel 5 MG/ML | Prescribing | RxCUI |
| 1736776 | oxaliplatin 5 MG/ML | Prescribing | RxCUI |
| 351248 | oxaliplatin 5 MG/ML | Prescribing | RxCUI |
| 1736784 | oxaliplatin 50 MG | Prescribing | RxCUI |
| 1736781 | oxaliplatin 5 MG/ML | Prescribing | RxCUI |
| 1736786 | oxaliplatin 100 MG | Prescribing | RxCUI |
| 1441424 | Methotrexate 62.5 MG/ML | Prescribing | RxCUI |
| 1441418 | Methotrexate 50 MG/ML | Prescribing | RxCUI |
| 1441413 | Methotrexate 37.5 MG/ML | Prescribing | RxCUI |

Appendix C.1. List of RxNorm Concept Unique Identifier (RXCUI), Logical Observation Identifiers Names and Codes (LOINC), International Classification of Diseases, Tenth Revision, Clinical Modification (ICD-10-CM), International Classification of Diseases, Tenth Revision, Procedure Coding System (ICD-10-PCS), Healthcare Common Procedure Coding System (HCPCS), and Current Procedural Terminology (CPT) Codes Used to Define Baseline Characteristics for this Request

| Code | Description | Code Category | Code Type |
|-------------|---|----------------------|------------------|
| 1441407 | Methotrexate 25 MG/ML | Prescribing | RxCUI |
| 1747194 | Methotrexate 56.3 MG/ML | Prescribing | RxCUI |
| 1747187 | Methotrexate 43.8 MG/ML | Prescribing | RxCUI |
| 1747181 | Methotrexate 31.3 MG/ML | Prescribing | RxCUI |
| 1719777 | irinotecan hydrochloride liposome 4.3 MG/ML | Prescribing | RxCUI |
| 1942489 | olaparib 150 MG | Prescribing | RxCUI |
| 1942485 | olaparib 100 MG | Prescribing | RxCUI |
| 1592752 | nintedanib 150 MG | Prescribing | RxCUI |
| 1592748 | nintedanib 100 MG | Prescribing | RxCUI |
| 1723772 | ixazomib 4 MG | Prescribing | RxCUI |
| 1723767 | ixazomib 3 MG | Prescribing | RxCUI |
| 1723763 | ixazomib 2.3 MG | Prescribing | RxCUI |
| 1940654 | neratinib 40 MG | Prescribing | RxCUI |
| 616366 | nelarabine 5 MG/ML | Prescribing | RxCUI |
| 1729423 | vinorelbine 10 MG/ML | Prescribing | RxCUI |
| 1729419 | vinorelbine 10 MG/ML | Prescribing | RxCUI |
| 105551 | Busulfan 2 MG | Prescribing | RxCUI |
| 1812484 | Mitomycin 5 MG | Prescribing | RxCUI |
| 1812482 | Mitomycin 40 MG | Prescribing | RxCUI |
| 1812480 | Mitomycin 20 MG | Prescribing | RxCUI |
| 197989 | Mitoxantrone 2 MG/ML | Prescribing | RxCUI |
| 207373 | Mitotane 500 MG | Prescribing | RxCUI |
| 1244558 | Mitomycin 0.2 MG/ML | Prescribing | RxCUI |
| 314096 | Mitomycin 0.5 MG/ML | Prescribing | RxCUI |
| 1740894 | Mitomycin 5 MG | Prescribing | RxCUI |
| 1740898 | Mitomycin 40 MG | Prescribing | RxCUI |
| 1740900 | Mitomycin 20 MG | Prescribing | RxCUI |
| 311625 | Methotrexate 50 MG/ML | Prescribing | RxCUI |
| 1655960 | Methotrexate 25 MG/ML | Prescribing | RxCUI |
| 1655959 | Methotrexate 25 MG/ML | Prescribing | RxCUI |
| 1946772 | Methotrexate 25 MG/ML | Prescribing | RxCUI |
| 311627 | Methotrexate 25 MG/ML | Prescribing | RxCUI |
| 1655968 | Methotrexate 25 MG/ML | Prescribing | RxCUI |
| 105585 | Methotrexate 2.5 MG | Prescribing | RxCUI |
| 1655956 | Methotrexate 25 MG/ML | Prescribing | RxCUI |
| 197931 | mercaptopurine 50 MG | Prescribing | RxCUI |
| 311487 | Melphalan 5 MG/ML | Prescribing | RxCUI |
| 1745090 | Melphalan 50 MG | Prescribing | RxCUI |
| 876399 | Melphalan 50 MG | Prescribing | RxCUI |
| 105562 | Melphalan 2 MG | Prescribing | RxCUI |

Appendix C.1. List of RxNorm Concept Unique Identifier (RXCUI), Logical Observation Identifiers Names and Codes (LOINC), International Classification of Diseases, Tenth Revision, Clinical Modification (ICD-10-CM), International Classification of Diseases, Tenth Revision, Procedure Coding System (ICD-10-PCS), Healthcare Common Procedure Coding System (HCPCS), and Current Procedural Terminology (CPT) Codes Used to Define Baseline Characteristics for this Request

| Code | Description | Code Category | Code Type |
|-------------|--|----------------------|------------------|
| 197919 | Melphalan 2 MG | Prescribing | RxCUI |
| 2049133 | Binimetinib 15 MG | Prescribing | RxCUI |
| 2122642 | MAVENCLAD 9 Tablet Pack | Prescribing | RxCUI |
| 2122648 | MAVENCLAD 8 Tablet Pack | Prescribing | RxCUI |
| 2122650 | MAVENCLAD 7 Tablet Pack | Prescribing | RxCUI |
| 2122655 | MAVENCLAD 6 Tablet Pack | Prescribing | RxCUI |
| 2122657 | MAVENCLAD 5 Tablet Pack | Prescribing | RxCUI |
| 2122659 | MAVENCLAD 4 Tablet Pack | Prescribing | RxCUI |
| 2122661 | MAVENCLAD 10 Tablet Pack | Prescribing | RxCUI |
| 1999687 | Lutetium Lu 177 dotatate 10 MCI/ML | Prescribing | RxCUI |
| 2103175 | Lorlatinib 25 MG | Prescribing | RxCUI |
| 2103179 | Lorlatinib 100 MG | Prescribing | RxCUI |
| 1545780 | Lomustine 40 MG | Prescribing | RxCUI |
| 1545778 | Lomustine 100 MG | Prescribing | RxCUI |
| 1545776 | Lomustine 10 MG | Prescribing | RxCUI |
| 1790177 | doxorubicin hydrochloride liposome 2 MG/ML | Prescribing | RxCUI |
| 1790181 | doxorubicin hydrochloride liposome 2 MG/ML | Prescribing | RxCUI |
| 1247777 | doxorubicin hydrochloride liposome 2 MG/ML | Prescribing | RxCUI |
| 105553 | Chlorambucil 2 MG | Prescribing | RxCUI |
| 1796665 | Lenvima 8 MG Daily Dose 30 Day Supply Pack | Prescribing | RxCUI |
| 2054157 | Lenvima 4 MG daily dose 30 Day Supply Pack | Prescribing | RxCUI |
| 1604352 | Lenvima 24 MG Daily Dose 30 Day Supply Pack | Prescribing | RxCUI |
| 1604395 | Lenvima 20 MG Daily Dose 30 Day Supply Pack | Prescribing | RxCUI |
| 1792393 | Lenvima 18 MG daily dose 30 Day Supply Pack | Prescribing | RxCUI |
| 1604350 | Lenvima 14 MG Daily Dose 30 Day Supply Pack | Prescribing | RxCUI |
| 2054159 | Lenvima 12 MG daily dose 30 Day Supply Pack | Prescribing | RxCUI |
| 1604384 | Lenvima 10 MG Daily Dose 30 Day Supply Pack | Prescribing | RxCUI |
| 1302975 | carfilzomib 2 MG/ML | Prescribing | RxCUI |
| 1806942 | carfilzomib 60 MG | Prescribing | RxCUI |
| 1806937 | carfilzomib 30 MG | Prescribing | RxCUI |
| 2046644 | carfilzomib 10 MG | Prescribing | RxCUI |
| 1873995 | Kisqali 600 MG Daily Dose Carton Pack | Prescribing | RxCUI |
| 1923058 | Kisqali 600 MG - Femara 2.5 MG Daily Dose Carton | Prescribing | RxCUI |
| 1873993 | Kisqali 400 MG Daily Dose Carton Pack | Prescribing | RxCUI |
| 1923056 | Kisqali 400 MG - Femara 2.5 MG Daily Dose Carton | Prescribing | RxCUI |
| 1873991 | Kisqali 200 MG Daily Dose Carton Pack | Prescribing | RxCUI |
| 1923054 | Femara 2.5 MG (28) Daily Dose Carton | Prescribing | RxCUI |
| 1376084 | cabazitaxel 40 MG/ML | Prescribing | RxCUI |
| 996058 | cabazitaxel 10 MG/ML | Prescribing | RxCUI |
| 1726274 | ixabepilone 45 MG | Prescribing | RxCUI |

Appendix C.1. List of RxNorm Concept Unique Identifier (RXCUI), Logical Observation Identifiers Names and Codes (LOINC), International Classification of Diseases, Tenth Revision, Clinical Modification (ICD-10-CM), International Classification of Diseases, Tenth Revision, Procedure Coding System (ICD-10-PCS), Healthcare Common Procedure Coding System (HCPCS), and Current Procedural Terminology (CPT) Codes Used to Define Baseline Characteristics for this Request

| Code | Description | Code Category | Code Type |
|-------------|--|----------------------|------------------|
| 1726278 | ixabepilone 15 MG | Prescribing | RxCUI |
| 904160 | Irinotecan hydrochloride 20 MG/ML | Prescribing | RxCUI |
| 904162 | Irinotecan hydrochloride 20 MG/ML | Prescribing | RxCUI |
| 1726492 | Irinotecan hydrochloride 20 MG/ML | Prescribing | RxCUI |
| 1726319 | Irinotecan hydrochloride 20 MG/ML | Prescribing | RxCUI |
| 1726324 | Irinotecan hydrochloride 20 MG/ML | Prescribing | RxCUI |
| 402091 | gefitinib 250 MG | Prescribing | RxCUI |
| 1301872 | Ethanol 0.047 ML/ML | Prescribing | RxCUI |
| 1545795 | Ethanol 0.047 ML/ML | Prescribing | RxCUI |
| 1596424 | Iodine 20 MG/ML | Prescribing | RxCUI |
| 311093 | Iodine 20 MG/ML | Prescribing | RxCUI |
| 1243014 | axitinib 5 MG | Prescribing | RxCUI |
| 1243010 | axitinib 1 MG | Prescribing | RxCUI |
| 2058934 | gemcitabine 10 MG/ML | Prescribing | RxCUI |
| 2058928 | gemcitabine 10 MG/ML | Prescribing | RxCUI |
| 2058895 | gemcitabine 10 MG/ML | Prescribing | RxCUI |
| 2058893 | gemcitabine 10 MG/ML | Prescribing | RxCUI |
| 2058891 | gemcitabine 10 MG/ML | Prescribing | RxCUI |
| 2058883 | gemcitabine 10 MG/ML | Prescribing | RxCUI |
| 2058881 | gemcitabine 10 MG/ML | Prescribing | RxCUI |
| 2058867 | gemcitabine 10 MG/ML | Prescribing | RxCUI |
| 2058918 | gemcitabine 10 MG/ML | Prescribing | RxCUI |
| 2058863 | gemcitabine 10 MG/ML | Prescribing | RxCUI |
| 403879 | imatinib 400 MG | Prescribing | RxCUI |
| 403878 | imatinib 100 MG | Prescribing | RxCUI |
| 404589 | imatinib 400 MG | Prescribing | RxCUI |
| 404588 | imatinib 100 MG | Prescribing | RxCUI |
| 899367 | 10 vials (mesna 20 MG/ML in 10 ML) Injectable Solution | Prescribing | RxCUI |
| 206933 | Ifosfamide 50 MG/ML | Prescribing | RxCUI |
| 310973 | Ifosfamide 50 MG/ML | Prescribing | RxCUI |
| 1791591 | Ifosfamide 3000 MG | Prescribing | RxCUI |
| 1791588 | Ifosfamide 3000 MG | Prescribing | RxCUI |
| 1791597 | Ifosfamide 50 MG/ML | Prescribing | RxCUI |
| 1791595 | Ifosfamide 1000 MG | Prescribing | RxCUI |
| 1791593 | Ifosfamide 1000 MG | Prescribing | RxCUI |
| 1791599 | Ifosfamide 50 MG/ML | Prescribing | RxCUI |
| 1940376 | enasidenib 50 MG | Prescribing | RxCUI |
| 1940372 | enasidenib 100 MG | Prescribing | RxCUI |
| 996154 | Idarubicin Hydrochloride 1 MG/ML | Prescribing | RxCUI |
| 996152 | Idarubicin Hydrochloride 1 MG/ML | Prescribing | RxCUI |

Appendix C.1. List of RxNorm Concept Unique Identifier (RXCUI), Logical Observation Identifiers Names and Codes (LOINC), International Classification of Diseases, Tenth Revision, Clinical Modification (ICD-10-CM), International Classification of Diseases, Tenth Revision, Procedure Coding System (ICD-10-PCS), Healthcare Common Procedure Coding System (HCPCS), and Current Procedural Terminology (CPT) Codes Used to Define Baseline Characteristics for this Request

| Code | Description | Code Category | Code Type |
|-------------|----------------------------------|----------------------|------------------|
| 1791500 | Idarubicin Hydrochloride 1 MG/ML | Prescribing | RxCUI |
| 1791493 | Idarubicin Hydrochloride 1 MG/ML | Prescribing | RxCUI |
| 1791498 | Idarubicin Hydrochloride 1 MG/ML | Prescribing | RxCUI |
| 1791501 | Idarubicin Hydrochloride 1 MG/ML | Prescribing | RxCUI |
| 1791495 | Idarubicin Hydrochloride 1 MG/ML | Prescribing | RxCUI |
| 1791499 | Idarubicin Hydrochloride 1 MG/ML | Prescribing | RxCUI |
| 105602 | hydroxyurea 500 MG | Prescribing | RxCUI |
| 197797 | hydroxyurea 500 MG | Prescribing | RxCUI |
| 213284 | hydroxyurea 400 MG | Prescribing | RxCUI |
| 213283 | hydroxyurea 300 MG | Prescribing | RxCUI |
| 213282 | hydroxyurea 200 MG | Prescribing | RxCUI |
| 1045460 | eribulin mesylate 0.5 MG/ML | Prescribing | RxCUI |
| 212994 | Carmustine 7.7 MG | Prescribing | RxCUI |
| 2105860 | glasdegib 25 MG | Prescribing | RxCUI |
| 2105856 | glasdegib 100 MG | Prescribing | RxCUI |
| 1430457 | Afatinib 40 MG | Prescribing | RxCUI |
| 1430453 | Afatinib 30 MG | Prescribing | RxCUI |
| 1430449 | Afatinib 20 MG | Prescribing | RxCUI |
| 242000 | gemcitabine 40 MG/ML | Prescribing | RxCUI |
| 1148919 | gemcitabine 38 MG/ML | Prescribing | RxCUI |
| 1719005 | gemcitabine 2000 MG | Prescribing | RxCUI |
| 1720977 | gemcitabine 38 MG/ML | Prescribing | RxCUI |
| 1719000 | gemcitabine 200 MG | Prescribing | RxCUI |
| 1720975 | gemcitabine 38 MG/ML | Prescribing | RxCUI |
| 1719003 | gemcitabine 1000 MG | Prescribing | RxCUI |
| 1998783 | gemcitabine 100 MG/ML | Prescribing | RxCUI |
| 1720960 | gemcitabine 38 MG/ML | Prescribing | RxCUI |
| 310351 | Floxuridine 500 MG | Prescribing | RxCUI |
| 1796425 | Pralatrexate 20 MG/ML | Prescribing | RxCUI |
| 1796421 | Pralatrexate 20 MG/ML | Prescribing | RxCUI |
| 1791701 | Fluorouracil 50 MG/ML | Prescribing | RxCUI |
| 239177 | Fluorouracil 50 MG/ML | Prescribing | RxCUI |
| 213841 | Fluorouracil 50 MG/ML | Prescribing | RxCUI |
| 1791736 | Fluorouracil 50 MG/ML | Prescribing | RxCUI |
| 1740865 | Fludarabine phosphate 25 MG/ML | Prescribing | RxCUI |
| 310354 | Fludarabine phosphate 25 MG/ML | Prescribing | RxCUI |
| 1740864 | Fludarabine phosphate 50 MG | Prescribing | RxCUI |
| 1119402 | everolimus 7.5 MG | Prescribing | RxCUI |
| 1310147 | everolimus 5 MG | Prescribing | RxCUI |
| 845518 | everolimus 5 MG | Prescribing | RxCUI |

Appendix C.1. List of RxNorm Concept Unique Identifier (RXCUI), Logical Observation Identifiers Names and Codes (LOINC), International Classification of Diseases, Tenth Revision, Clinical Modification (ICD-10-CM), International Classification of Diseases, Tenth Revision, Procedure Coding System (ICD-10-PCS), Healthcare Common Procedure Coding System (HCPCS), and Current Procedural Terminology (CPT) Codes Used to Define Baseline Characteristics for this Request

| Code | Description | Code Category | Code Type |
|-------------|--|----------------------|------------------|
| 1310144 | everolimus 3 MG | Prescribing | RxCUI |
| 998191 | everolimus 2.5 MG | Prescribing | RxCUI |
| 1310138 | everolimus 2 MG | Prescribing | RxCUI |
| 845512 | everolimus 10 MG | Prescribing | RxCUI |
| 205562 | Estramustine 140 MG | Prescribing | RxCUI |
| 1232190 | Erwinia asparaginase 10000 UNT/ML | Prescribing | RxCUI |
| 603208 | erlotinib 25 MG | Prescribing | RxCUI |
| 603206 | erlotinib 150 MG | Prescribing | RxCUI |
| 603203 | erlotinib 100 MG | Prescribing | RxCUI |
| 2123145 | erdafitinib 5 MG | Prescribing | RxCUI |
| 2123141 | erdafitinib 4 MG | Prescribing | RxCUI |
| 2123137 | erdafitinib 3 MG | Prescribing | RxCUI |
| 1732182 | Epirubicin Hydrochloride 2 MG/ML | Prescribing | RxCUI |
| 836378 | Epirubicin Hydrochloride 2 MG/ML | Prescribing | RxCUI |
| 836380 | Epirubicin Hydrochloride 2 MG/ML | Prescribing | RxCUI |
| 1732186 | Epirubicin Hydrochloride 2 MG/ML | Prescribing | RxCUI |
| 2049121 | encorafenib 75 MG | Prescribing | RxCUI |
| 2049117 | encorafenib 50 MG | Prescribing | RxCUI |
| 1732183 | Epirubicin Hydrochloride 2 MG/ML | Prescribing | RxCUI |
| 1732187 | Epirubicin Hydrochloride 2 MG/ML | Prescribing | RxCUI |
| 2058525 | Duvelisib 25 MG | Prescribing | RxCUI |
| 2058520 | Duvelisib 15 MG | Prescribing | RxCUI |
| 284489 | doxorubicin liposomal 2 MG/ML | Prescribing | RxCUI |
| 1790127 | doxorubicin hydrochloride liposome 2 MG/ML | Prescribing | RxCUI |
| 1790115 | doxorubicin hydrochloride liposome 2 MG/ML | Prescribing | RxCUI |
| 1191501 | doxorubicin hydrochloride liposome 2 MG/ML | Prescribing | RxCUI |
| 1191498 | doxorubicin hydrochloride liposome 2 MG/ML | Prescribing | RxCUI |
| 1790100 | Doxorubicin Hydrochloride 2 MG/ML | Prescribing | RxCUI |
| 1191138 | Doxorubicin Hydrochloride 2 MG/ML | Prescribing | RxCUI |
| 2001100 | Doxorubicin Hydrochloride 50 MG | Prescribing | RxCUI |
| 1790095 | Doxorubicin Hydrochloride 50 MG | Prescribing | RxCUI |
| 1790099 | Doxorubicin Hydrochloride 2 MG/ML | Prescribing | RxCUI |
| 1799310 | Doxorubicin Hydrochloride 2 MG/ML | Prescribing | RxCUI |
| 1790097 | Doxorubicin Hydrochloride 2 MG/ML | Prescribing | RxCUI |
| 2001102 | Doxorubicin Hydrochloride 10 MG | Prescribing | RxCUI |
| 310024 | Doxorubicin 2 MG/ML | Prescribing | RxCUI |
| 1790128 | doxorubicin hydrochloride liposome 2 MG/ML | Prescribing | RxCUI |
| 1790131 | doxorubicin hydrochloride liposome 2 MG/ML | Prescribing | RxCUI |
| 1860485 | docetaxel 20 MG/ML | Prescribing | RxCUI |
| 1001405 | docetaxel 20 MG/ML | Prescribing | RxCUI |

Appendix C.1. List of RxNorm Concept Unique Identifier (RXCUI), Logical Observation Identifiers Names and Codes (LOINC), International Classification of Diseases, Tenth Revision, Clinical Modification (ICD-10-CM), International Classification of Diseases, Tenth Revision, Procedure Coding System (ICD-10-PCS), Healthcare Common Procedure Coding System (HCPCS), and Current Procedural Terminology (CPT) Codes Used to Define Baseline Characteristics for this Request

| Code | Description | Code Category | Code Type |
|-------------|--|----------------------|------------------|
| 1111073 | docetaxel 25 MG/ML | Prescribing | RxCUI |
| 1101773 | docetaxel 24 MG/ML | Prescribing | RxCUI |
| 1918045 | docetaxel 20 MG/ML | Prescribing | RxCUI |
| 1860619 | docetaxel 10 MG/ML | Prescribing | RxCUI |
| 1860480 | docetaxel 20 MG/ML | Prescribing | RxCUI |
| 1861411 | docetaxel 20 MG/ML | Prescribing | RxCUI |
| 1093280 | docetaxel 10 MG/ML | Prescribing | RxCUI |
| 636631 | decitabine 5 MG/ML | Prescribing | RxCUI |
| 644989 | decitabine 50 MG | Prescribing | RxCUI |
| 309650 | Daunorubicin 5 MG/ML | Prescribing | RxCUI |
| 2002002 | Daunorubicin 5 MG/ML | Prescribing | RxCUI |
| 239179 | Dactinomycin 0.5 MG | Prescribing | RxCUI |
| 105569 | Dactinomycin 0.5 MG/ML | Prescribing | RxCUI |
| 309638 | Dacarbazine 10 MG/ML | Prescribing | RxCUI |
| 1731338 | Dacarbazine 200 MG | Prescribing | RxCUI |
| 1731340 | Dacarbazine 100 MG | Prescribing | RxCUI |
| 240416 | Cytarabine 20 MG/ML | Prescribing | RxCUI |
| 249364 | Cytarabine 100 MG/ML | Prescribing | RxCUI |
| 1731355 | Cytarabine 20 MG/ML | Prescribing | RxCUI |
| 209789 | Cysteamine 50 MG | Prescribing | RxCUI |
| 209788 | Cysteamine 150 MG | Prescribing | RxCUI |
| 637543 | Cyclophosphamide 20 MG/ML | Prescribing | RxCUI |
| 1734917 | Cyclophosphamide 500 MG | Prescribing | RxCUI |
| 1437969 | Cyclophosphamide 50 MG | Prescribing | RxCUI |
| 1437968 | Cyclophosphamide 25 MG | Prescribing | RxCUI |
| 1734921 | Cyclophosphamide 2000 MG | Prescribing | RxCUI |
| 1734919 | Cyclophosphamide 1000 MG | Prescribing | RxCUI |
| 1722376 | Cobimetinib 20 MG | Prescribing | RxCUI |
| 1945086 | copanlisib 60 MG | Prescribing | RxCUI |
| 1364581 | Cometriq 60 MG Daily Dose Carton Pack, 4 Blister Cards, 21 Capsules Each | Prescribing | RxCUI |
| 1363408 | Cometriq 140 MG Daily Dose Carton Pack, 4 Blister Cards, 28 Capsules Each | Prescribing | RxCUI |
| 1363410 | Cometriq 100 MG Daily Dose Carton Pack, 4 Blister Cards, 14 Capsules Each | Prescribing | RxCUI |
| 544915 | clofarabine 1 MG/ML | Prescribing | RxCUI |
| 486419 | clofarabine 1 MG/ML | Prescribing | RxCUI |
| 240754 | Cladribine 1 MG/ML | Prescribing | RxCUI |
| 309311 | Cisplatin 1 MG/ML | Prescribing | RxCUI |
| 1736854 | Cisplatin 50 MG | Prescribing | RxCUI |

Appendix C.1. List of RxNorm Concept Unique Identifier (RXCUI), Logical Observation Identifiers Names and Codes (LOINC), International Classification of Diseases, Tenth Revision, Clinical Modification (ICD-10-CM), International Classification of Diseases, Tenth Revision, Procedure Coding System (ICD-10-PCS), Healthcare Common Procedure Coding System (HCPCS), and Current Procedural Terminology (CPT) Codes Used to Define Baseline Characteristics for this Request

| Code | Description | Code Category | Code Type |
|-------------|-------------------------------------|----------------------|------------------|
| 105552 | Carmustine 33.3 MG/ML | Prescribing | RxCUI |
| 309012 | Carmustine 33.3 MG/ML | Prescribing | RxCUI |
| 597195 | Carboplatin 10 MG/ML | Prescribing | RxCUI |
| 200328 | capecitabine 500 MG | Prescribing | RxCUI |
| 200327 | capecitabine 150 MG | Prescribing | RxCUI |
| 1726321 | Irinotecan hydrochloride 20 MG/ML | Prescribing | RxCUI |
| 1726335 | Irinotecan hydrochloride 20 MG/ML | Prescribing | RxCUI |
| 1726325 | Irinotecan hydrochloride 20 MG/ML | Prescribing | RxCUI |
| 1790175 | cabozantinib 60 MG | Prescribing | RxCUI |
| 1790171 | cabozantinib 40 MG | Prescribing | RxCUI |
| 1790167 | cabozantinib 20 MG | Prescribing | RxCUI |
| 284425 | Busulfan 6 MG/ML | Prescribing | RxCUI |
| 253113 | Busulfan 6 MG/ML | Prescribing | RxCUI |
| 1988768 | brigatinib 90 MG | Prescribing | RxCUI |
| 1921228 | brigatinib 30 MG | Prescribing | RxCUI |
| 1988772 | brigatinib 180 MG | Prescribing | RxCUI |
| 1307635 | bosutinib 500 MG | Prescribing | RxCUI |
| 1987734 | bosutinib 400 MG | Prescribing | RxCUI |
| 1307630 | bosutinib 100 MG | Prescribing | RxCUI |
| 402243 | bortezomib 1 MG/ML | Prescribing | RxCUI |
| 1726673 | Bleomycin 15 UNT | Prescribing | RxCUI |
| 1726676 | Bleomycin 30 UNT | Prescribing | RxCUI |
| 308770 | Bleomycin 15 UNT/ML | Prescribing | RxCUI |
| 308725 | bexarotene 75 MG | Prescribing | RxCUI |
| 1726102 | bendamustine hydrochloride 25 MG/ML | Prescribing | RxCUI |
| 2178266 | bendamustine hydrochloride 25 MG/ML | Prescribing | RxCUI |
| 1726097 | bendamustine hydrochloride 25 MG/ML | Prescribing | RxCUI |
| 1543552 | belinostat 500 MG | Prescribing | RxCUI |
| 2053297 | iobenguane I-131 15 MCI/ML | Prescribing | RxCUI |
| 2053291 | iobenguane I-131 15 MCI/ML | Prescribing | RxCUI |
| 485246 | Azacitidine 25 MG/ML | Prescribing | RxCUI |
| 2121426 | calaspargase pegol-mknl 750 UNT/ML | Prescribing | RxCUI |
| 829926 | arsenic trioxide 1 MG/ML | Prescribing | RxCUI |
| 1988786 | ALUNBRIG Initiation Pack | Prescribing | RxCUI |
| 1727485 | alectinib 150 MG | Prescribing | RxCUI |
| 845519 | Afinitor 5 MG Pack | Prescribing | RxCUI |
| 845521 | Afinitor 10 MG Pack | Prescribing | RxCUI |
| 1791703 | Fluorouracil 50 MG/ML | Prescribing | RxCUI |
| 1799307 | Doxorubicin Hydrochloride 2 MG/ML | Prescribing | RxCUI |
| 1799308 | Doxorubicin Hydrochloride 2 MG/ML | Prescribing | RxCUI |

Appendix C.1. List of RxNorm Concept Unique Identifier (RXCUI), Logical Observation Identifiers Names and Codes (LOINC), International Classification of Diseases, Tenth Revision, Clinical Modification (ICD-10-CM), International Classification of Diseases, Tenth Revision, Procedure Coding System (ICD-10-PCS), Healthcare Common Procedure Coding System (HCPCS), and Current Procedural Terminology (CPT) Codes Used to Define Baseline Characteristics for this Request

| Code | Description | Code Category | Code Type |
|-------------|--|----------------------|------------------|
| 1799305 | Doxorubicin Hydrochloride 2 MG/ML | Prescribing | RxCUI |
| 900175 | 3 vials 10 ML (Mesna 20 MG/ML (concentrate 100 MG/ML) Injectable Solution) | Prescribing | RxCUI |
| 900173 | 2 vials 60 ML (Ifosfamide 50 MG/ML Injectable Solution) | Prescribing | RxCUI |
| 2183131 | pexidartinib 200 MG | Prescribing | RxCUI |
| A9513 | Lutetium Lu 177, dotatate, therapeutic, 1 mCi | Procedure | HCPCS/CPT |
| C1086 | Temozolomide, 5 mg, temodar | Procedure | HCPCS/CPT |
| C1167 | Injection, epirubicin HCl, 2 mg | Procedure | HCPCS/CPT |
| C1178 | Injection, busulfan, per 6 mg | Procedure | HCPCS/CPT |
| C9012 | Injection, arsenic trioxide, per 1 mg/kg | Procedure | HCPCS/CPT |
| C9017 | Lomustine, 10 mg | Procedure | HCPCS/CPT |
| C9030 | Injection, copanlisib, 1 mg | Procedure | HCPCS/CPT |
| C9031 | Lutetium Lu 177, dotatate, therapeutic, 1 mCi | Procedure | HCPCS/CPT |
| C9042 | Injection, bendamustine HCl (Belrapzo), 1 mg | Procedure | HCPCS/CPT |
| C9064 | Mitomycin pyelocalyceal instillation, 1 mg | Procedure | HCPCS/CPT |
| C9065 | Injection, romidepsin, non-lyophilized (e.g. liquid), 1 mg | Procedure | HCPCS/CPT |
| C9127 | Injection, paclitaxel protein-bound particles, per 1 mg | Procedure | HCPCS/CPT |
| C9129 | Injection, clofarabine, per 1 mg | Procedure | HCPCS/CPT |
| C9205 | Injection, oxaliplatin, per 5 mg | Procedure | HCPCS/CPT |
| C9207 | Injection, bortezomib, per 3.5 mg | Procedure | HCPCS/CPT |
| C9213 | Injection, pemetrexed, per 10 mg | Procedure | HCPCS/CPT |
| C9218 | Injection, azacitidine, per 1 mg | Procedure | HCPCS/CPT |
| C9231 | Injection, decitabine, per 1 mg | Procedure | HCPCS/CPT |
| C9239 | Injection, temsirolimus, 1 mg | Procedure | HCPCS/CPT |
| C9240 | Injection, ixabepilone, 1 mg | Procedure | HCPCS/CPT |
| C9243 | Injection, bendamustine hcl, 1 mg | Procedure | HCPCS/CPT |
| C9253 | Injection, temozolomide, 1mg | Procedure | HCPCS/CPT |
| C9259 | Injection, pralatrexate, 1 mg | Procedure | HCPCS/CPT |
| C9262 | Fludarabine phosphate, oral, 1 mg | Procedure | HCPCS/CPT |
| C9265 | Injection, romidepsin, 1 mg | Procedure | HCPCS/CPT |
| C9276 | Injection, cabazitaxel, 1 mg | Procedure | HCPCS/CPT |
| C9280 | Injection, eribulin mesylate, 1 mg | Procedure | HCPCS/CPT |
| C9289 | Injection, asparaginase Erwinia chrysanthemi, 1,000 IU | Procedure | HCPCS/CPT |
| C9295 | Injection, carfilzomib, 1 mg | Procedure | HCPCS/CPT |
| C9296 | Injection, ziv-aflibercept, 1 mg | Procedure | HCPCS/CPT |
| C9414 | Etoposide; oral, 50 mg, brand name | Procedure | HCPCS/CPT |
| C9415 | Doxorubicin HCl, 10 mg, brand name | Procedure | HCPCS/CPT |
| C9417 | Bleomycin sulfate, 15 units, brand name | Procedure | HCPCS/CPT |
| C9418 | Cisplatin, powder or solution, per 10 mg, brand name | Procedure | HCPCS/CPT |
| C9419 | Injection, cladribine, per 1 mg, brand name | Procedure | HCPCS/CPT |

Appendix C.1. List of RxNorm Concept Unique Identifier (RXCUI), Logical Observation Identifiers Names and Codes (LOINC), International Classification of Diseases, Tenth Revision, Clinical Modification (ICD-10-CM), International Classification of Diseases, Tenth Revision, Procedure Coding System (ICD-10-PCS), Healthcare Common Procedure Coding System (HCPCS), and Current Procedural Terminology (CPT) Codes Used to Define Baseline Characteristics for this Request

| Code | Description | Code Category | Code Type |
|-------------|--|----------------------|------------------|
| C9420 | Cyclophosphamide, 100 mg, brand name | Procedure | HCPCS/CPT |
| C9421 | Cyclophosphamide, lyophilized, 100 mg, brand name | Procedure | HCPCS/CPT |
| C9422 | Cytarabine, 100 mg, brand name | Procedure | HCPCS/CPT |
| C9423 | Dacarbazine, 100 mg, brand name | Procedure | HCPCS/CPT |
| C9424 | Daunorubicin, 10 mg | Procedure | HCPCS/CPT |
| C9425 | Etoposide, 10 mg, brand name | Procedure | HCPCS/CPT |
| C9426 | Floxuridine, 500 mg, brand name | Procedure | HCPCS/CPT |
| C9429 | Idarubicin HCl, 5 mg, brand name | Procedure | HCPCS/CPT |
| C9431 | Paclitaxel, 30 mg, brand name | Procedure | HCPCS/CPT |
| C9432 | Mitomycin, 5 mg, brand name | Procedure | HCPCS/CPT |
| C9433 | Thiotepa, 15 mg, brand name | Procedure | HCPCS/CPT |
| C9437 | Carmustine, brand name, 100 mg | Procedure | HCPCS/CPT |
| C9440 | Vinorelbine tartrate, brand name, per 10 mg | Procedure | HCPCS/CPT |
| C9442 | Injection, belinostat, 10 mg | Procedure | HCPCS/CPT |
| C9474 | Injection, irinotecan liposome, 1 mg | Procedure | HCPCS/CPT |
| C9480 | Injection, trabectedin, 0.1 mg | Procedure | HCPCS/CPT |
| J0594 | Injection, busulfan, 1 mg | Procedure | HCPCS/CPT |
| J0894 | Injection, decitabine, 1 mg | Procedure | HCPCS/CPT |
| J7315 | Mitomycin, ophthalmic, 0.2 mg | Procedure | HCPCS/CPT |
| J7527 | Everolimus, oral, 0.25 mg | Procedure | HCPCS/CPT |
| J8510 | Busulfan, oral, 2 mg | Procedure | HCPCS/CPT |
| J8520 | Capecitabine, oral, 150 mg | Procedure | HCPCS/CPT |
| J8521 | Capecitabine, oral, 500 mg | Procedure | HCPCS/CPT |
| J8560 | Etoposide, oral, 50 mg | Procedure | HCPCS/CPT |
| J8561 | Everolimus, oral, 0.25 mg | Procedure | HCPCS/CPT |
| J8562 | Fludarabine phosphate, oral, 10 mg | Procedure | HCPCS/CPT |
| J8565 | Gefitinib, oral, 250 mg | Procedure | HCPCS/CPT |
| J8600 | Melphalan, oral, 2 mg | Procedure | HCPCS/CPT |
| J8610 | Methotrexate, oral, 2.5 mg | Procedure | HCPCS/CPT |
| J8700 | Temozolomide, oral, 5 mg | Procedure | HCPCS/CPT |
| J8705 | Topotecan, oral, 0.25 mg | Procedure | HCPCS/CPT |
| J9000 | Injection, doxorubicin HCl, 10 mg | Procedure | HCPCS/CPT |
| J9001 | Injection, doxorubicin HCl, all lipid formulations, 10 mg | Procedure | HCPCS/CPT |
| J9002 | Injection, doxorubicin hydrochloride, liposomal, Doxil, 10 mg | Procedure | HCPCS/CPT |
| J9017 | Injection, arsenic trioxide, 1 mg | Procedure | HCPCS/CPT |
| J9019 | Injection, asparaginase (Erwinaze), 1,000 IU | Procedure | HCPCS/CPT |
| J9020 | Injection, asparaginase, not otherwise specified, 10,000 units | Procedure | HCPCS/CPT |
| J9025 | Injection, azacitidine, 1 mg | Procedure | HCPCS/CPT |
| J9027 | Injection, clofarabine, 1 mg | Procedure | HCPCS/CPT |
| J9032 | Injection, belinostat, 10 mg | Procedure | HCPCS/CPT |

Appendix C.1. List of RxNorm Concept Unique Identifier (RXCUI), Logical Observation Identifiers Names and Codes (LOINC), International Classification of Diseases, Tenth Revision, Clinical Modification (ICD-10-CM), International Classification of Diseases, Tenth Revision, Procedure Coding System (ICD-10-PCS), Healthcare Common Procedure Coding System (HCPCS), and Current Procedural Terminology (CPT) Codes Used to Define Baseline Characteristics for this Request

| Code | Description | Code Category | Code Type |
|-------------|---|----------------------|------------------|
| J9033 | Injection, bendamustine HCl (Treanda), 1 mg | Procedure | HCPCS/CPT |
| J9034 | Injection, bendamustine HCl (Bendeka), 1 mg | Procedure | HCPCS/CPT |
| J9036 | Injection, bendamustine hydrochloride, (Belrapzo/bendamustine), 1 | Procedure | HCPCS/CPT |
| J9040 | Injection, bleomycin sulfate, 15 units | Procedure | HCPCS/CPT |
| J9041 | Injection, bortezomib (Velcade), 0.1 mg | Procedure | HCPCS/CPT |
| J9043 | Injection, cabazitaxel, 1 mg | Procedure | HCPCS/CPT |
| J9044 | Injection, bortezomib, not otherwise specified, 0.1 mg | Procedure | HCPCS/CPT |
| J9045 | Injection, carboplatin, 50 mg | Procedure | HCPCS/CPT |
| J9047 | Injection, carfilzomib, 1 mg | Procedure | HCPCS/CPT |
| J9050 | Injection, carmustine, 100 mg | Procedure | HCPCS/CPT |
| J9057 | Injection, copanlisib, 1 mg | Procedure | HCPCS/CPT |
| J9060 | Injection, cisplatin, powder or solution, 10 mg | Procedure | HCPCS/CPT |
| J9062 | Cisplatin, 50 mg | Procedure | HCPCS/CPT |
| J9065 | Injection, cladribine, per 1 mg | Procedure | HCPCS/CPT |
| J9070 | Cyclophosphamide, 100 mg | Procedure | HCPCS/CPT |
| J9080 | Cyclophosphamide, 200 mg | Procedure | HCPCS/CPT |
| J9090 | Cyclophosphamide, 500 mg | Procedure | HCPCS/CPT |
| J9091 | Cyclophosphamide, 1 g | Procedure | HCPCS/CPT |
| J9092 | Cyclophosphamide, 2 g | Procedure | HCPCS/CPT |
| J9093 | Cyclophosphamide, lyophilized, 100 mg | Procedure | HCPCS/CPT |
| J9094 | Cyclophosphamide, lyophilized, 200 mg | Procedure | HCPCS/CPT |
| J9095 | Cyclophosphamide, lyophilized, 500 mg | Procedure | HCPCS/CPT |
| J9096 | Cyclophosphamide, lyophilized, 1 g | Procedure | HCPCS/CPT |
| J9097 | Cyclophosphamide, lyophilized, 2 g | Procedure | HCPCS/CPT |
| J9098 | Injection, cytarabine liposome, 10 mg | Procedure | HCPCS/CPT |
| J9100 | Injection, cytarabine, 100 mg | Procedure | HCPCS/CPT |
| J9110 | Injection, cytarabine, 500 mg | Procedure | HCPCS/CPT |
| J9118 | Injection, calaspargase pegol-mknl, 10 units | Procedure | HCPCS/CPT |
| J9120 | Injection, dactinomycin, 0.5 mg | Procedure | HCPCS/CPT |
| J9130 | Dacarbazine, 100 mg | Procedure | HCPCS/CPT |
| J9140 | Dacarbazine, 200 mg | Procedure | HCPCS/CPT |
| J9150 | Injection, daunorubicin, 10 mg | Procedure | HCPCS/CPT |
| J9151 | Injection, daunorubicin citrate, liposomal formulation, 10 mg | Procedure | HCPCS/CPT |
| J9170 | Injection, docetaxel, 20 mg | Procedure | HCPCS/CPT |
| J9171 | Injection, docetaxel, 1 mg | Procedure | HCPCS/CPT |
| J9178 | Injection, epirubicin HCl, 2 mg | Procedure | HCPCS/CPT |
| J9179 | Injection, eribulin mesylate, 0.1 mg | Procedure | HCPCS/CPT |
| J9180 | Epirubicin HCl, 50 mg | Procedure | HCPCS/CPT |
| J9181 | Injection, etoposide, 10 mg | Procedure | HCPCS/CPT |
| J9182 | Etoposide, 100 mg | Procedure | HCPCS/CPT |

Appendix C.1. List of RxNorm Concept Unique Identifier (RXCUI), Logical Observation Identifiers Names and Codes (LOINC), International Classification of Diseases, Tenth Revision, Clinical Modification (ICD-10-CM), International Classification of Diseases, Tenth Revision, Procedure Coding System (ICD-10-PCS), Healthcare Common Procedure Coding System (HCPCS), and Current Procedural Terminology (CPT) Codes Used to Define Baseline Characteristics for this Request

| Code | Description | Code Category | Code Type |
|-------------|--|----------------------|------------------|
| J9185 | Injection, fludarabine phosphate, 50 mg | Procedure | HCPCS/CPT |
| J9190 | Injection, fluorouracil, 500 mg | Procedure | HCPCS/CPT |
| J9198 | Injection, gemcitabine hydrochloride, (Infugem), 100 mg | Procedure | HCPCS/CPT |
| J9199 | Injection, gemcitabine HCl (Infugem), 200 mg | Procedure | HCPCS/CPT |
| J9200 | Injection, floxuridine, 500 mg | Procedure | HCPCS/CPT |
| J9201 | Injection, gemcitabine HCl, not otherwise specified, 200 mg | Procedure | HCPCS/CPT |
| J9205 | Injection, irinotecan liposome, 1 mg | Procedure | HCPCS/CPT |
| J9206 | Injection, irinotecan, 20 mg | Procedure | HCPCS/CPT |
| J9207 | Injection, ixabepilone, 1 mg | Procedure | HCPCS/CPT |
| J9208 | Injection, ifosfamide, 1 g | Procedure | HCPCS/CPT |
| J9211 | Injection, idarubicin HCl, 5 mg | Procedure | HCPCS/CPT |
| J9223 | Injection, lurbinectedin, 0.1 mg | Procedure | HCPCS/CPT |
| J9230 | Injection, mechlorethamine HCl, (nitrogen mustard), 10 mg | Procedure | HCPCS/CPT |
| J9245 | Injection, melphalan hydrochloride, not otherwise specified, 50 mg | Procedure | HCPCS/CPT |
| J9246 | Injection, melphalan (Evomela), 1 mg | Procedure | HCPCS/CPT |
| J9250 | Methotrexate sodium, 5 mg | Procedure | HCPCS/CPT |
| J9260 | Methotrexate sodium, 50 mg | Procedure | HCPCS/CPT |
| J9261 | Injection, nelarabine, 50 mg | Procedure | HCPCS/CPT |
| J9262 | Injection, omacetaxine mepesuccinate, 0.01 mg | Procedure | HCPCS/CPT |
| J9263 | Injection, oxaliplatin, 0.5 mg | Procedure | HCPCS/CPT |
| J9264 | Injection, paclitaxel protein-bound particles, 1 mg | Procedure | HCPCS/CPT |
| J9265 | Injection, paclitaxel, 30 mg | Procedure | HCPCS/CPT |
| J9267 | Injection, paclitaxel, 1 mg | Procedure | HCPCS/CPT |
| J9270 | Injection, plicamycin, 2.5 mg | Procedure | HCPCS/CPT |
| J9280 | Injection, mitomycin, 5 mg | Procedure | HCPCS/CPT |
| J9290 | Mitomycin, 20 mg | Procedure | HCPCS/CPT |
| J9291 | Mitomycin, 40 mg | Procedure | HCPCS/CPT |
| J9293 | Injection, mitoxantrone HCl, per 5 mg | Procedure | HCPCS/CPT |
| J9304 | Injection, pemetrexed (Pemfexy), 10 mg | Procedure | HCPCS/CPT |
| J9305 | Injection, pemetrexed, NOS, 10 mg | Procedure | HCPCS/CPT |
| J9307 | Injection, pralatrexate, 1 mg | Procedure | HCPCS/CPT |
| J9315 | Injection, romidepsin, 1 mg | Procedure | HCPCS/CPT |
| J9320 | Injection, streptozocin, 1 g | Procedure | HCPCS/CPT |
| J9328 | Injection, temozolomide, 1 mg | Procedure | HCPCS/CPT |
| J9330 | Injection, temsirolimus, 1 mg | Procedure | HCPCS/CPT |
| J9340 | Injection, thiotepa, 15 mg | Procedure | HCPCS/CPT |
| J9350 | Injection, topotecan, 4 mg | Procedure | HCPCS/CPT |
| J9351 | Injection, topotecan, 0.1 mg | Procedure | HCPCS/CPT |
| J9352 | Injection, trabectedin, 0.1 mg | Procedure | HCPCS/CPT |
| J9357 | Injection, valrubicin, intravesical, 200 mg | Procedure | HCPCS/CPT |

Appendix C.1. List of RxNorm Concept Unique Identifier (RXCUI), Logical Observation Identifiers Names and Codes (LOINC), International Classification of Diseases, Tenth Revision, Clinical Modification (ICD-10-CM), International Classification of Diseases, Tenth Revision, Procedure Coding System (ICD-10-PCS), Healthcare Common Procedure Coding System (HCPCS), and Current Procedural Terminology (CPT) Codes Used to Define Baseline Characteristics for this Request

| Code | Description | Code Category | Code Type |
|-------------------------------|--|----------------------|------------------|
| J9360 | Injection, vinblastine sulfate, 1 mg | Procedure | HCPCS/CPT |
| J9370 | Vincristine sulfate, 1 mg | Procedure | HCPCS/CPT |
| J9371 | Injection, vincristine sulfate liposome, 1 mg | Procedure | HCPCS/CPT |
| J9375 | Vincristine sulfate, 2 mg | Procedure | HCPCS/CPT |
| J9380 | Vincristine sulfate, 5 mg | Procedure | HCPCS/CPT |
| J9390 | Injection, vinorelbine tartrate, 10 mg | Procedure | HCPCS/CPT |
| J9400 | Injection, ziv-aflibercept, 1 mg | Procedure | HCPCS/CPT |
| J9600 | Injection, porfimer sodium, 75 mg | Procedure | HCPCS/CPT |
| Q2017 | Injection, teniposide, 50 mg | Procedure | HCPCS/CPT |
| Q2025 | Fludarabine phosphate, oral, 1 mg | Procedure | HCPCS/CPT |
| Q2048 | Injection, doxorubicin hydrochloride, liposomal, DOXIL, 10 mg | Procedure | HCPCS/CPT |
| Q2050 | Injection, doxorubicin HCl, liposomal, not otherwise specified, 10 mg | Procedure | HCPCS/CPT |
| S0088 | Imatinib, 100 mg | Procedure | HCPCS/CPT |
| S0108 | Mercaptopurine, oral, 50 mg | Procedure | HCPCS/CPT |
| S0115 | Bortezomib, 3.5 mg | Procedure | HCPCS/CPT |
| S0168 | Injection, azacitidine, 100 mg | Procedure | HCPCS/CPT |
| S0172 | Chlorambucil, oral, 2 mg | Procedure | HCPCS/CPT |
| S0176 | Hydroxyurea, oral, 500 mg | Procedure | HCPCS/CPT |
| S0178 | Lomustine, oral, 10 mg | Procedure | HCPCS/CPT |
| S0182 | Procarbazine HCl, oral, 50 mg | Procedure | HCPCS/CPT |
| Chronic Kidney Disease | | | |
| R94.4 | Abnormal results of kidney function studies | Diagnosis | ICD-10-CM |
| N14.0 | Analgesic nephropathy | Diagnosis | ICD-10-CM |
| N26.1 | Atrophy of kidney (terminal) | Diagnosis | ICD-10-CM |
| N15.0 | Balkan nephropathy | Diagnosis | ICD-10-CM |
| Q62.32 | Cecoureterocele | Diagnosis | ICD-10-CM |
| N18.1 | Chronic kidney disease, stage 1 | Diagnosis | ICD-10-CM |
| N18.2 | Chronic kidney disease, stage 2 (mild) | Diagnosis | ICD-10-CM |
| N18.3 | Chronic kidney disease, stage 3 (moderate) | Diagnosis | ICD-10-CM |
| N18.4 | Chronic kidney disease, stage 4 (severe) | Diagnosis | ICD-10-CM |
| N18.5 | Chronic kidney disease, stage 5 | Diagnosis | ICD-10-CM |
| N18.9 | Chronic kidney disease, unspecified | Diagnosis | ICD-10-CM |
| N03.6 | Chronic nephritic syndrome with dense deposit disease | Diagnosis | ICD-10-CM |
| N03.7 | Chronic nephritic syndrome with diffuse crescentic glomerulonephritis | Diagnosis | ICD-10-CM |
| N03.4 | Chronic nephritic syndrome with diffuse endocapillary proliferative glomerulonephritis | Diagnosis | ICD-10-CM |
| N03.2 | Chronic nephritic syndrome with diffuse membranous glomerulonephritis | Diagnosis | ICD-10-CM |
| N03.3 | Chronic nephritic syndrome with diffuse mesangial proliferative glomerulonephritis | Diagnosis | ICD-10-CM |

Appendix C.1. List of RxNorm Concept Unique Identifier (RXCUI), Logical Observation Identifiers Names and Codes (LOINC), International Classification of Diseases, Tenth Revision, Clinical Modification (ICD-10-CM), International Classification of Diseases, Tenth Revision, Procedure Coding System (ICD-10-PCS), Healthcare Common Procedure Coding System (HCPCS), and Current Procedural Terminology (CPT) Codes Used to Define Baseline Characteristics for this Request

| Code | Description | Code Category | Code Type |
|-------------|---|----------------------|------------------|
| N03.5 | Chronic nephritic syndrome with diffuse mesangiocapillary glomerulonephritis | Diagnosis | ICD-10-CM |
| N03.1 | Chronic nephritic syndrome with focal and segmental glomerular | Diagnosis | ICD-10-CM |
| N03.0 | Chronic nephritic syndrome with minor glomerular abnormality | Diagnosis | ICD-10-CM |
| N03.8 | Chronic nephritic syndrome with other morphologic changes | Diagnosis | ICD-10-CM |
| N03.9 | Chronic nephritic syndrome with unspecified morphologic changes | Diagnosis | ICD-10-CM |
| N11.1 | Chronic obstructive pyelonephritis | Diagnosis | ICD-10-CM |
| N11.9 | Chronic tubulo-interstitial nephritis, unspecified | Diagnosis | ICD-10-CM |
| Q62.0 | Congenital hydronephrosis | Diagnosis | ICD-10-CM |
| Q62.2 | Congenital megaureter | Diagnosis | ICD-10-CM |
| Q61.02 | Congenital multiple renal cysts | Diagnosis | ICD-10-CM |
| Q62.10 | Congenital occlusion of ureter, unspecified | Diagnosis | ICD-10-CM |
| Q62.11 | Congenital occlusion of ureteropelvic junction | Diagnosis | ICD-10-CM |
| Q62.12 | Congenital occlusion of ureterovesical orifice | Diagnosis | ICD-10-CM |
| Q62.31 | Congenital ureterocele, orthotopic | Diagnosis | ICD-10-CM |
| N13.5 | Crossing vessel and stricture of ureter without hydronephrosis | Diagnosis | ICD-10-CM |
| Q61.11 | Cystic dilatation of collecting ducts | Diagnosis | ICD-10-CM |
| Z99.2 | Dependence on renal dialysis | Diagnosis | ICD-10-CM |
| E08.22 | Diabetes mellitus due to underlying condition with diabetic chronic kidney disease | Diagnosis | ICD-10-CM |
| E08.29 | Diabetes mellitus due to underlying condition with other diabetic kidney complication | Diagnosis | ICD-10-CM |
| N28.9 | Disorder of kidney and ureter, unspecified | Diagnosis | ICD-10-CM |
| N25.9 | Disorder resulting from impaired renal tubular function, unspecified | Diagnosis | ICD-10-CM |
| E09.22 | Drug or chemical induced diabetes mellitus with diabetic chronic kidney disease | Diagnosis | ICD-10-CM |
| E09.21 | Drug or chemical induced diabetes mellitus with diabetic nephropathy | Diagnosis | ICD-10-CM |
| Z49.3 | Encounter for adequacy testing for dialysis | Diagnosis | ICD-10-CM |
| Z49.31 | Encounter for adequacy testing for hemodialysis | Diagnosis | ICD-10-CM |
| Z49.32 | Encounter for adequacy testing for peritoneal dialysis | Diagnosis | ICD-10-CM |
| Z49.01 | Encounter for fitting and adjustment of extracorporeal dialysis | Diagnosis | ICD-10-CM |
| Z49.02 | Encounter for fitting and adjustment of peritoneal dialysis catheter | Diagnosis | ICD-10-CM |
| N18.6 | End stage renal disease | Diagnosis | ICD-10-CM |
| M32.14 | Glomerular disease in systemic lupus erythematosus | Diagnosis | ICD-10-CM |
| N08 | Glomerular disorders in diseases classified elsewhere | Diagnosis | ICD-10-CM |
| K76.7 | Hepatorenal syndrome | Diagnosis | ICD-10-CM |
| N07.6 | Hereditary nephropathy, not elsewhere classified with dense deposit disease | Diagnosis | ICD-10-CM |
| N07.7 | Hereditary nephropathy, not elsewhere classified with diffuse crescentic glomerulonephritis | Diagnosis | ICD-10-CM |

Appendix C.1. List of RxNorm Concept Unique Identifier (RXCUI), Logical Observation Identifiers Names and Codes (LOINC), International Classification of Diseases, Tenth Revision, Clinical Modification (ICD-10-CM), International Classification of Diseases, Tenth Revision, Procedure Coding System (ICD-10-PCS), Healthcare Common Procedure Coding System (HCPCS), and Current Procedural Terminology (CPT) Codes Used to Define Baseline Characteristics for this Request

| Code | Description | Code Category | Code Type |
|-------------|---|----------------------|------------------|
| N07.4 | Hereditary nephropathy, not elsewhere classified with diffuse endocapillary proliferative glomerulonephritis | Diagnosis | ICD-10-CM |
| N07.2 | Hereditary nephropathy, not elsewhere classified with diffuse membranous glomerulonephritis | Diagnosis | ICD-10-CM |
| N07.3 | Hereditary nephropathy, not elsewhere classified with diffuse mesangial proliferative glomerulonephritis | Diagnosis | ICD-10-CM |
| N07.5 | Hereditary nephropathy, not elsewhere classified with diffuse mesangiocapillary glomerulonephritis | Diagnosis | ICD-10-CM |
| N07.1 | Hereditary nephropathy, not elsewhere classified with focal and segmental glomerular lesions | Diagnosis | ICD-10-CM |
| N07.0 | Hereditary nephropathy, not elsewhere classified with minor glomerular abnormality | Diagnosis | ICD-10-CM |
| N07.8 | Hereditary nephropathy, not elsewhere classified with other morphologic lesions | Diagnosis | ICD-10-CM |
| N07.9 | Hereditary nephropathy, not elsewhere classified with unspecified morphologic lesions | Diagnosis | ICD-10-CM |
| N13.0 | Hydronephrosis with ureteropelvic junction obstruction | Diagnosis | ICD-10-CM |
| N13.4 | Hydroureter | Diagnosis | ICD-10-CM |
| I12.9 | Hypertensive chronic kidney disease with stage 1 through stage 4 chronic kidney disease, or unspecified chronic kidney disease | Diagnosis | ICD-10-CM |
| I12.0 | Hypertensive chronic kidney disease with stage 5 chronic kidney disease or end stage renal disease | Diagnosis | ICD-10-CM |
| I13.0 | Hypertensive heart and chronic kidney disease with heart failure and stage 1 through stage 4 chronic kidney disease, or unspecified chronic kidney disease | Diagnosis | ICD-10-CM |
| I13.2 | Hypertensive heart and chronic kidney disease with heart failure and with stage 5 chronic kidney disease, or end stage renal disease | Diagnosis | ICD-10-CM |
| I13.1 | Hypertensive heart and chronic kidney disease without heart failure | Diagnosis | ICD-10-CM |
| I13.10 | Hypertensive heart and chronic kidney disease without heart failure, with stage 1 through stage 4 chronic kidney disease, or unspecified chronic kidney disease | Diagnosis | ICD-10-CM |
| I13.11 | Hypertensive heart and chronic kidney disease without heart failure, with stage 5 chronic kidney disease, or end stage renal disease | Diagnosis | ICD-10-CM |
| N06.6 | Isolated proteinuria with dense deposit disease | Diagnosis | ICD-10-CM |
| N06.7 | Isolated proteinuria with diffuse crescentic glomerulonephritis | Diagnosis | ICD-10-CM |
| N06.4 | Isolated proteinuria with diffuse endocapillary proliferative glomerulonephritis | Diagnosis | ICD-10-CM |
| N06.2 | Isolated proteinuria with diffuse membranous glomerulonephritis | Diagnosis | ICD-10-CM |
| N06.3 | Isolated proteinuria with diffuse mesangial proliferative glomerulonephritis | Diagnosis | ICD-10-CM |

Appendix C.1. List of RxNorm Concept Unique Identifier (RXCUI), Logical Observation Identifiers Names and Codes (LOINC), International Classification of Diseases, Tenth Revision, Clinical Modification (ICD-10-CM), International Classification of Diseases, Tenth Revision, Procedure Coding System (ICD-10-PCS), Healthcare Common Procedure Coding System (HCPCS), and Current Procedural Terminology (CPT) Codes Used to Define Baseline Characteristics for this Request

| Code | Description | Code Category | Code Type |
|-------------|--|----------------------|------------------|
| N06.5 | Isolated proteinuria with diffuse mesangiocapillary glomerulonephritis | Diagnosis | ICD-10-CM |
| N06.1 | Isolated proteinuria with focal and segmental glomerular lesions | Diagnosis | ICD-10-CM |
| N06.0 | Isolated proteinuria with minor glomerular abnormality | Diagnosis | ICD-10-CM |
| N06.8 | Isolated proteinuria with other morphologic lesion | Diagnosis | ICD-10-CM |
| N06.9 | Isolated proteinuria with unspecified morphologic lesion | Diagnosis | ICD-10-CM |
| Q61.5 | Medullary cystic kidney | Diagnosis | ICD-10-CM |
| N25.1 | Nephrogenic diabetes insipidus | Diagnosis | ICD-10-CM |
| N14.3 | Nephropathy induced by heavy metals | Diagnosis | ICD-10-CM |
| N14.1 | Nephropathy induced by other drugs, medicaments and biological substances | Diagnosis | ICD-10-CM |
| N14.2 | Nephropathy induced by unspecified drug, medicament or biological substance | Diagnosis | ICD-10-CM |
| N04.6 | Nephrotic syndrome with dense deposit disease | Diagnosis | ICD-10-CM |
| N04.7 | Nephrotic syndrome with diffuse crescentic glomerulonephritis | Diagnosis | ICD-10-CM |
| N04.4 | Nephrotic syndrome with diffuse endocapillary proliferative glomerulonephritis | Diagnosis | ICD-10-CM |
| N04.2 | Nephrotic syndrome with diffuse membranous glomerulonephritis | Diagnosis | ICD-10-CM |
| N04.3 | Nephrotic syndrome with diffuse mesangial proliferative glomerulonephritis | Diagnosis | ICD-10-CM |
| N04.5 | Nephrotic syndrome with diffuse mesangiocapillary | Diagnosis | ICD-10-CM |
| N04.1 | Nephrotic syndrome with focal and segmental glomerular lesions | Diagnosis | ICD-10-CM |
| N04.0 | Nephrotic syndrome with minor glomerular abnormality | Diagnosis | ICD-10-CM |
| N04.8 | Nephrotic syndrome with other morphologic changes | Diagnosis | ICD-10-CM |
| N04.9 | Nephrotic syndrome with unspecified morphologic changes | Diagnosis | ICD-10-CM |
| N11.0 | Nonobstructive reflux-associated chronic pyelonephritis | Diagnosis | ICD-10-CM |
| N13.9 | Obstructive and reflux uropathy, unspecified | Diagnosis | ICD-10-CM |
| N11.8 | Other chronic tubulo-interstitial nephritis | Diagnosis | ICD-10-CM |
| Q61.8 | Other cystic kidney diseases | Diagnosis | ICD-10-CM |
| N29 | Other disorders of kidney and ureter in diseases classified elsewhere | Diagnosis | ICD-10-CM |
| N25.89 | Other disorders resulting from impaired renal tubular function | Diagnosis | ICD-10-CM |
| N13.8 | Other obstructive and reflux uropathy | Diagnosis | ICD-10-CM |
| Q62.39 | Other obstructive defects of renal pelvis and ureter | Diagnosis | ICD-10-CM |
| Q61.19 | Other polycystic kidney, infantile type | Diagnosis | ICD-10-CM |
| E13.22 | Other specified diabetes mellitus with diabetic chronic kidney disease | Diagnosis | ICD-10-CM |
| E13.21 | Other specified diabetes mellitus with diabetic nephropathy | Diagnosis | ICD-10-CM |
| N28.89 | Other specified disorders of kidney and ureter | Diagnosis | ICD-10-CM |
| N15.8 | Other specified renal tubulo-interstitial diseases | Diagnosis | ICD-10-CM |
| Q61.2 | Polycystic kidney, adult type | Diagnosis | ICD-10-CM |
| Q61.3 | Polycystic kidney, unspecified | Diagnosis | ICD-10-CM |
| Z49.0 | Preparatory care for renal dialysis | Diagnosis | ICD-10-CM |

Appendix C.1. List of RxNorm Concept Unique Identifier (RXCUI), Logical Observation Identifiers Names and Codes (LOINC), International Classification of Diseases, Tenth Revision, Clinical Modification (ICD-10-CM), International Classification of Diseases, Tenth Revision, Procedure Coding System (ICD-10-PCS), Healthcare Common Procedure Coding System (HCPCS), and Current Procedural Terminology (CPT) Codes Used to Define Baseline Characteristics for this Request

| Code | Description | Code Category | Code Type |
|-------------|--|----------------------|------------------|
| N13.6 | Pyonephrosis | Diagnosis | ICD-10-CM |
| N01.6 | Rapidly progressive nephritic syndrome with dense deposit disease | Diagnosis | ICD-10-CM |
| N01.7 | Rapidly progressive nephritic syndrome with diffuse crescentic glomerulonephritis | Diagnosis | ICD-10-CM |
| N01.4 | Rapidly progressive nephritic syndrome with diffuse endocapillary proliferative glomerulonephritis | Diagnosis | ICD-10-CM |
| N01.2 | Rapidly progressive nephritic syndrome with diffuse membranous glomerulonephritis | Diagnosis | ICD-10-CM |
| N01.3 | Rapidly progressive nephritic syndrome with diffuse mesangial proliferative glomerulonephritis | Diagnosis | ICD-10-CM |
| N01.5 | Rapidly progressive nephritic syndrome with diffuse mesangiocapillary glomerulonephritis | Diagnosis | ICD-10-CM |
| N01.1 | Rapidly progressive nephritic syndrome with focal and segmental glomerular lesions | Diagnosis | ICD-10-CM |
| N01.0 | Rapidly progressive nephritic syndrome with minor glomerular abnormality | Diagnosis | ICD-10-CM |
| N01.8 | Rapidly progressive nephritic syndrome with other morphologic | Diagnosis | ICD-10-CM |
| N01.9 | Rapidly progressive nephritic syndrome with unspecified morphologic changes | Diagnosis | ICD-10-CM |
| N02.6 | Recurrent and persistent hematuria with dense deposit disease | Diagnosis | ICD-10-CM |
| N02.7 | Recurrent and persistent hematuria with diffuse crescentic glomerulonephritis | Diagnosis | ICD-10-CM |
| N02.4 | Recurrent and persistent hematuria with diffuse endocapillary proliferative glomerulonephritis | Diagnosis | ICD-10-CM |
| N02.2 | Recurrent and persistent hematuria with diffuse membranous glomerulonephritis | Diagnosis | ICD-10-CM |
| N02.3 | Recurrent and persistent hematuria with diffuse mesangial proliferative glomerulonephritis | Diagnosis | ICD-10-CM |
| N02.5 | Recurrent and persistent hematuria with diffuse mesangiocapillary glomerulonephritis | Diagnosis | ICD-10-CM |
| N02.1 | Recurrent and persistent hematuria with focal and segmental glomerular lesions | Diagnosis | ICD-10-CM |
| N02.0 | Recurrent and persistent hematuria with minor glomerular | Diagnosis | ICD-10-CM |
| N02.8 | Recurrent and persistent hematuria with other morphologic changes | Diagnosis | ICD-10-CM |
| N02.9 | Recurrent and persistent hematuria with unspecified morphologic changes | Diagnosis | ICD-10-CM |
| Q61.4 | Renal dysplasia | Diagnosis | ICD-10-CM |
| N25.0 | Renal osteodystrophy | Diagnosis | ICD-10-CM |
| N26.9 | Renal sclerosis, unspecified | Diagnosis | ICD-10-CM |
| N15.9 | Renal tubulo-interstitial disease, unspecified | Diagnosis | ICD-10-CM |

Appendix C.1. List of RxNorm Concept Unique Identifier (RXCUI), Logical Observation Identifiers Names and Codes (LOINC), International Classification of Diseases, Tenth Revision, Clinical Modification (ICD-10-CM), International Classification of Diseases, Tenth Revision, Procedure Coding System (ICD-10-PCS), Healthcare Common Procedure Coding System (HCPCS), and Current Procedural Terminology (CPT) Codes Used to Define Baseline Characteristics for this Request

| Code | Description | Code Category | Code Type |
|-------------|--|----------------------|------------------|
| N16 | Renal tubulo-interstitial disorders in diseases classified elsewhere | Diagnosis | ICD-10-CM |
| N25.81 | Secondary hyperparathyroidism of renal origin | Diagnosis | ICD-10-CM |
| M35.04 | Sjogren syndrome with tubulo-interstitial nephropathy | Diagnosis | ICD-10-CM |
| N14.4 | Toxic nephropathy, not elsewhere classified | Diagnosis | ICD-10-CM |
| N12 | Tubulo-interstitial nephritis, not specified as acute or chronic | Diagnosis | ICD-10-CM |
| M32.15 | Tubulo-interstitial nephropathy in systemic lupus erythematosus | Diagnosis | ICD-10-CM |
| E10.22 | Type 1 diabetes mellitus with diabetic chronic kidney disease | Diagnosis | ICD-10-CM |
| E10.21 | Type 1 diabetes mellitus with diabetic nephropathy | Diagnosis | ICD-10-CM |
| E11.22 | Type 2 diabetes mellitus with diabetic chronic kidney disease | Diagnosis | ICD-10-CM |
| E11.21 | Type 2 diabetes mellitus with diabetic nephropathy | Diagnosis | ICD-10-CM |
| E11.29 | Type 2 diabetes mellitus with other diabetic kidney complication | Diagnosis | ICD-10-CM |
| N19 | Unspecified kidney failure | Diagnosis | ICD-10-CM |
| N05.6 | Unspecified nephritic syndrome with dense deposit disease | Diagnosis | ICD-10-CM |
| N05.7 | Unspecified nephritic syndrome with diffuse crescentic glomerulonephritis | Diagnosis | ICD-10-CM |
| N05.4 | Unspecified nephritic syndrome with diffuse endocapillary proliferative glomerulonephritis | Diagnosis | ICD-10-CM |
| N05.2 | Unspecified nephritic syndrome with diffuse membranous glomerulonephritis | Diagnosis | ICD-10-CM |
| N05.3 | Unspecified nephritic syndrome with diffuse mesangial proliferative glomerulonephritis | Diagnosis | ICD-10-CM |
| N05.5 | Unspecified nephritic syndrome with diffuse mesangiocapillary glomerulonephritis | Diagnosis | ICD-10-CM |
| N05.1 | Unspecified nephritic syndrome with focal and segmental glomerular lesions | Diagnosis | ICD-10-CM |
| N05.0 | Unspecified nephritic syndrome with minor glomerular abnormality | Diagnosis | ICD-10-CM |
| N05.8 | Unspecified nephritic syndrome with other morphologic changes | Diagnosis | ICD-10-CM |
| N05.9 | Unspecified nephritic syndrome with unspecified morphologic | Diagnosis | ICD-10-CM |
| N13.732 | Vesicoureteral-reflux with reflux nephropathy with hydroureter, bilateral | Diagnosis | ICD-10-CM |
| N13.731 | Vesicoureteral-reflux with reflux nephropathy with hydroureter, unilateral | Diagnosis | ICD-10-CM |
| N13.739 | Vesicoureteral-reflux with reflux nephropathy with hydroureter, unspecified | Diagnosis | ICD-10-CM |
| N13.722 | Vesicoureteral-reflux with reflux nephropathy without hydroureter, bilateral | Diagnosis | ICD-10-CM |
| N13.721 | Vesicoureteral-reflux with reflux nephropathy without hydroureter, unilateral | Diagnosis | ICD-10-CM |
| N13.729 | Vesicoureteral-reflux with reflux nephropathy without hydroureter, unspecified | Diagnosis | ICD-10-CM |

Appendix C.1. List of RxNorm Concept Unique Identifier (RXCUI), Logical Observation Identifiers Names and Codes (LOINC), International Classification of Diseases, Tenth Revision, Clinical Modification (ICD-10-CM), International Classification of Diseases, Tenth Revision, Procedure Coding System (ICD-10-PCS), Healthcare Common Procedure Coding System (HCPCS), and Current Procedural Terminology (CPT) Codes Used to Define Baseline Characteristics for this Request

| Code | Description | Code Category | Code Type |
|-------------|---|----------------------|------------------|
| N13.71 | Vesicoureteral-reflux without reflux nephropathy | Diagnosis | ICD-10-CM |
| N13.70 | Vesicoureteral-reflux, unspecified | Diagnosis | ICD-10-CM |
| A4709 | Acid concentrate, solution, for hemodialysis, per gallon | Procedure | HCPCS/CPT |
| A4708 | Acetate concentrate solution, for hemodialysis, per gallon | Procedure | HCPCS/CPT |
| A4680 | Activated carbon filter for hemodialysis, each | Procedure | HCPCS/CPT |
| E1530 | Air bubble detector for hemodialysis, each, replacement | Procedure | HCPCS/CPT |
| 36821 | Arteriovenous anastomosis, open; direct, any site (eg, Cimino type) (separate procedure) | Procedure | HCPCS/CPT |
| 36820 | Arteriovenous anastomosis, open; by forearm vein transposition | Procedure | HCPCS/CPT |
| 36819 | Arteriovenous anastomosis, open; by upper arm basilic vein transposition | Procedure | HCPCS/CPT |
| 36818 | Arteriovenous anastomosis, open; by upper arm cephalic vein transposition | Procedure | HCPCS/CPT |
| E1592 | Automatic intermittent peritoneal dialysis system | Procedure | HCPCS/CPT |
| E1550 | Bath conductivity meter for hemodialysis, each | Procedure | HCPCS/CPT |
| A4707 | Bicarbonate concentrate, powder, for hemodialysis, per packet | Procedure | HCPCS/CPT |
| A4706 | Bicarbonate concentrate, solution, for hemodialysis, per gallon | Procedure | HCPCS/CPT |
| E1560 | Blood leak detector for hemodialysis, each, replacement | Procedure | HCPCS/CPT |
| E1620 | Blood pump for hemodialysis, replacement | Procedure | HCPCS/CPT |
| A4755 | Blood tubing, arterial and venous combined, for hemodialysis, each | Procedure | HCPCS/CPT |
| A4750 | Blood tubing, arterial or venous, for hemodialysis, each | Procedure | HCPCS/CPT |
| C1750 | Catheter, hemodialysis/peritoneal, long-term | Procedure | HCPCS/CPT |
| C1752 | Catheter, hemodialysis/peritoneal, short-term | Procedure | HCPCS/CPT |
| C1751 | Catheter, infusion, inserted peripherally, centrally or midline (other than hemodialysis) | Procedure | HCPCS/CPT |
| A4900 | Continuous ambulatory peritoneal dialysis (capd) supply kit | Procedure | HCPCS/CPT |
| A4901 | Continuous cycling peritoneal dialysis (ccpd) supply kit | Procedure | HCPCS/CPT |
| A4890 | Contracts, repair and maintenance, for hemodialysis equipment | Procedure | HCPCS/CPT |
| 35686 | Creation of distal arteriovenous fistula during lower extremity bypass surgery (non-hemodialysis) (List separately in addition to code for primary procedure) | Procedure | HCPCS/CPT |
| E1594 | Cycler dialysis machine for peritoneal dialysis | Procedure | HCPCS/CPT |
| E1615 | Deionizer water purification system, for hemodialysis | Procedure | HCPCS/CPT |
| E1600 | Delivery and/or installation charges for hemodialysis equipment | Procedure | HCPCS/CPT |
| 36909 | Dialysis circuit permanent vascular embolization or occlusion (including main circuit or any accessory veins), endovascular, including all imaging and radiological supervision and interpretation necessary to complete the intervention (List separately in addition to code for primary procedure) | Procedure | HCPCS/CPT |

Appendix C.1. List of RxNorm Concept Unique Identifier (RXCUI), Logical Observation Identifiers Names and Codes (LOINC), International Classification of Diseases, Tenth Revision, Clinical Modification (ICD-10-CM), International Classification of Diseases, Tenth Revision, Procedure Coding System (ICD-10-PCS), Healthcare Common Procedure Coding System (HCPCS), and Current Procedural Terminology (CPT) Codes Used to Define Baseline Characteristics for this Request

| Code | Description | Code Category | Code Type |
|-------------|---|----------------------|------------------|
| A4765 | Dialysate concentrate, powder, additive for peritoneal dialysis, per packet | Procedure | HCPCS/CPT |
| A4766 | Dialysate concentrate, solution, additive for peritoneal dialysis, per 10 ml | Procedure | HCPCS/CPT |
| A4726 | Dialysate solution, any concentration of dextrose, fluid volume greater than 5999 cc, for peritoneal dialysis | Procedure | HCPCS/CPT |
| A4720 | Dialysate solution, any concentration of dextrose, fluid volume greater than 249 cc, but less than or equal to 999 cc, for peritoneal | Procedure | HCPCS/CPT |
| A4721 | Dialysate solution, any concentration of dextrose, fluid volume greater than 999 cc but less than or equal to 1999 cc, for peritoneal | Procedure | HCPCS/CPT |
| A4722 | Dialysate solution, any concentration of dextrose, fluid volume greater than 1999 cc but less than or equal to 2999 cc, for peritoneal | Procedure | HCPCS/CPT |
| A4723 | Dialysate solution, any concentration of dextrose, fluid volume greater than 2999 cc but less than or equal to 3999 cc, for peritoneal | Procedure | HCPCS/CPT |
| A4724 | Dialysate solution, any concentration of dextrose, fluid volume greater than 3999 cc but less than or equal to 4999 cc, for peritoneal | Procedure | HCPCS/CPT |
| A4725 | Dialysate solution, any concentration of dextrose, fluid volume greater than 4999 cc but less than or equal to 5999 cc, for peritoneal | Procedure | HCPCS/CPT |
| A4760 | Dialysate solution test kit, for peritoneal dialysis, any type, each | Procedure | HCPCS/CPT |
| 90947 | Dialysis procedure other than hemodialysis (eg, peritoneal dialysis, hemofiltration, or other continuous renal replacement therapies) requiring repeated evaluations by a physician or other qualified health care professional, with or without substantial revision of dialysis prescription | Procedure | HCPCS/CPT |
| 90945 | Dialysis procedure other than hemodialysis (eg, peritoneal dialysis, hemofiltration, or other continuous renal replacement therapies), with single evaluation by a physician or other qualified health care professional | Procedure | HCPCS/CPT |
| A4690 | Dialyzer (artificial kidneys), all types, all sizes, for hemodialysis, each | Procedure | HCPCS/CPT |
| A4860 | Disposable catheter tips for peritoneal dialysis, per 10 | Procedure | HCPCS/CPT |
| G9264 | Documentation of patient receiving maintenance hemodialysis for greater than or equal to 90 days with a catheter for documented reasons (e.g., other medical reasons, patient declined arteriovenous fistula (AVF)/arteriovenous graft (AVG), other patient reasons) | Procedure | HCPCS/CPT |
| G9239 | Documentation of reasons for patient initiating maintenance hemodialysis with a catheter as the mode of vascular access (e.g., patient has a maturing arteriovenous fistula (AVF)/arteriovenous graft (AVG), time limited trial of hemodialysis, other medical reasons, patient declined AVF/AVG, other patient reasons, patient followed by reporting nephrologist for fewer than 90 days, other system reasons) | Procedure | HCPCS/CPT |

Appendix C.1. List of RxNorm Concept Unique Identifier (RXCUI), Logical Observation Identifiers Names and Codes (LOINC), International Classification of Diseases, Tenth Revision, Clinical Modification (ICD-10-CM), International Classification of Diseases, Tenth Revision, Procedure Coding System (ICD-10-PCS), Healthcare Common Procedure Coding System (HCPCS), and Current Procedural Terminology (CPT) Codes Used to Define Baseline Characteristics for this Request

| Code | Description | Code Category | Code Type |
|-------------|---|----------------------|------------------|
| 36838 | Distal revascularization and interval ligation (DRIL), upper extremity hemodialysis access (steal syndrome) | Procedure | HCPCS/CPT |
| 93985 | Duplex scan of arterial inflow and venous outflow for preoperative vessel assessment prior to creation of hemodialysis access; complete bilateral study | Procedure | HCPCS/CPT |
| 93986 | Duplex scan of arterial inflow and venous outflow for preoperative vessel assessment prior to creation of hemodialysis access; complete unilateral study | Procedure | HCPCS/CPT |
| 93990 | Duplex scan of hemodialysis access (including arterial inflow, body of access and venous outflow) | Procedure | HCPCS/CPT |
| G8082 | ESRD patient requiring hemodialysis documented to have received vascular access other than autogenous AV fistula | Procedure | HCPCS/CPT |
| G8081 | ESRD patient requiring hemodialysis vascular access documented to have received autogenous AV fistula | Procedure | HCPCS/CPT |
| G8085 | ESRD patient requiring hemodialysis vascular access was not an eligible candidate for autogenous AV fistula | Procedure | HCPCS/CPT |
| 90967 | End-stage renal disease (ESRD) related services for dialysis less than a full month of service, per day; for patients younger than 2 years of | Procedure | HCPCS/CPT |
| 90969 | End-stage renal disease (ESRD) related services for dialysis less than a full month of service, per day; for patients 12-19 years of age | Procedure | HCPCS/CPT |
| 90968 | End-stage renal disease (ESRD) related services for dialysis less than a full month of service, per day; for patients 2-11 years of age | Procedure | HCPCS/CPT |
| 90970 | End-stage renal disease (ESRD) related services for dialysis less than a full month of service, per day; for patients 20 years of age and older | Procedure | HCPCS/CPT |
| 90951 | End-stage renal disease (ESRD) related services monthly, for patients younger than 2 years of age to include monitoring for the adequacy of nutrition, assessment of growth and development, and counseling of parents; with 4 or more face-to-face visits by a physician or other qualified health care professional per month | Procedure | HCPCS/CPT |
| 90953 | End-stage renal disease (ESRD) related services monthly, for patients younger than 2 years of age to include monitoring for the adequacy of nutrition, assessment of growth and development, and counseling of parents; with 1 face-to-face visit by a physician or other qualified health care professional per month | Procedure | HCPCS/CPT |
| 90952 | End-stage renal disease (ESRD) related services monthly, for patients younger than 2 years of age to include monitoring for the adequacy of nutrition, assessment of growth and development, and counseling of parents; with 2-3 face-to-face visits by a physician or other qualified health care professional per month | Procedure | HCPCS/CPT |

Appendix C.1. List of RxNorm Concept Unique Identifier (RXCUI), Logical Observation Identifiers Names and Codes (LOINC), International Classification of Diseases, Tenth Revision, Clinical Modification (ICD-10-CM), International Classification of Diseases, Tenth Revision, Procedure Coding System (ICD-10-PCS), Healthcare Common Procedure Coding System (HCPCS), and Current Procedural Terminology (CPT) Codes Used to Define Baseline Characteristics for this Request

| Code | Description | Code Category | Code Type |
|-------------|--|----------------------|------------------|
| 90959 | End-stage renal disease (ESRD) related services monthly, for patients 12-19 years of age to include monitoring for the adequacy of nutrition, assessment of growth and development, and counseling of parents; with 1 face-to-face visit by a physician or other qualified health care professional per month | Procedure | HCPCS/CPT |
| 90958 | End-stage renal disease (ESRD) related services monthly, for patients 12-19 years of age to include monitoring for the adequacy of nutrition, assessment of growth and development, and counseling of parents; with 2-3 face-to-face visits by a physician or other qualified health care professional per month | Procedure | HCPCS/CPT |
| 90957 | End-stage renal disease (ESRD) related services monthly, for patients 12-19 years of age to include monitoring for the adequacy of nutrition, assessment of growth and development, and counseling of parents; with 4 or more face-to-face visits by a physician or other qualified health care professional per month | Procedure | HCPCS/CPT |
| 90956 | End-stage renal disease (ESRD) related services monthly, for patients 2-11 years of age to include monitoring for the adequacy of nutrition, assessment of growth and development, and counseling of parents; with 1 face-to-face visit by a physician or other qualified health care professional per month | Procedure | HCPCS/CPT |
| 90955 | End-stage renal disease (ESRD) related services monthly, for patients 2-11 years of age to include monitoring for the adequacy of nutrition, assessment of growth and development, and counseling of parents; with 2-3 face-to-face visits by a physician or other qualified health care professional per month | Procedure | HCPCS/CPT |
| 90954 | End-stage renal disease (ESRD) related services monthly, for patients 2-11 years of age to include monitoring for the adequacy of nutrition, assessment of growth and development, and counseling of parents; with 4 or more face-to-face visits by a physician or other qualified health care professional per month | Procedure | HCPCS/CPT |
| 90960 | End-stage renal disease (ESRD) related services monthly, for patients 20 years of age and older; with 4 or more face-to-face visits by a physician or other qualified health care professional per month | Procedure | HCPCS/CPT |
| 90962 | End-stage renal disease (ESRD) related services monthly, for patients 20 years of age and older; with 1 face-to-face visit by a physician or other qualified health care professional per month | Procedure | HCPCS/CPT |
| 90961 | End-stage renal disease (ESRD) related services monthly, for patients 20 years of age and older; with 2-3 face-to-face visits by a physician or other qualified health care professional per month | Procedure | HCPCS/CPT |

Appendix C.1. List of RxNorm Concept Unique Identifier (RXCUI), Logical Observation Identifiers Names and Codes (LOINC), International Classification of Diseases, Tenth Revision, Clinical Modification (ICD-10-CM), International Classification of Diseases, Tenth Revision, Procedure Coding System (ICD-10-PCS), Healthcare Common Procedure Coding System (HCPCS), and Current Procedural Terminology (CPT) Codes Used to Define Baseline Characteristics for this Request

| Code | Description | Code Category | Code Type |
|-------|---|---------------|-----------|
| 90963 | End-stage renal disease (ESRD) related services for home dialysis per full month, for patients younger than 2 years of age to include monitoring for the adequacy of nutrition, assessment of growth and development, and counseling of parents | Procedure | HCPCS/CPT |
| 90965 | End-stage renal disease (ESRD) related services for home dialysis per full month, for patients 12-19 years of age to include monitoring for the adequacy of nutrition, assessment of growth and development, and counseling of parents | Procedure | HCPCS/CPT |
| 90964 | End-stage renal disease (ESRD) related services for home dialysis per full month, for patients 2-11 years of age to include monitoring for the adequacy of nutrition, assessment of growth and development, and counseling of parents | Procedure | HCPCS/CPT |
| 90966 | End-stage renal disease (ESRD) related services for home dialysis per full month, for patients 20 years of age and older | Procedure | HCPCS/CPT |
| A4730 | Fistula cannulation set for hemodialysis, each | Procedure | HCPCS/CPT |
| G8715 | Hemodialysis treatment performed less than 3 times per week or greater than 3 times per week | Procedure | HCPCS/CPT |
| E1638 | Heating pad, for peritoneal dialysis, any size, each | Procedure | HCPCS/CPT |
| 90939 | Hemodialysis access flow study to determine blood flow in grafts and arteriovenous fistulae by an indicator dilution method, hook-up; transcutaneous measurement and disconnection | Procedure | HCPCS/CPT |
| 4052F | Hemodialysis via functioning arteriovenous (AV) fistula (ESRD) | Procedure | HCPCS/CPT |
| 90940 | Hemodialysis access flow study to determine blood flow in grafts and arteriovenous fistulae by an indicator method | Procedure | HCPCS/CPT |
| A4820 | Hemodialysis kit supplies | Procedure | HCPCS/CPT |
| E1590 | Hemodialysis machine | Procedure | HCPCS/CPT |
| 0505F | Hemodialysis plan of care documented (ESRD, P-ESRD) | Procedure | HCPCS/CPT |
| 90935 | Hemodialysis procedure with single evaluation by a physician or other qualified health care professional | Procedure | HCPCS/CPT |
| 90937 | Hemodialysis procedure requiring repeated evaluation(s) with or without substantial revision of dialysis prescription | Procedure | HCPCS/CPT |
| 90990 | Hemodialysis Training And/or Counseling | Procedure | HCPCS/CPT |
| G8714 | Hemodialysis treatment performed exactly 3 times per week > 90 | Procedure | HCPCS/CPT |
| 4054F | Hemodialysis via catheter (ESRD) | Procedure | HCPCS/CPT |
| 4053F | Hemodialysis via functioning arteriovenous (AV) graft (ESRD) | Procedure | HCPCS/CPT |
| A4801 | Heparin, any type, for hemodialysis, per 1000 units | Procedure | HCPCS/CPT |
| E1520 | Heparin infusion pump for hemodialysis | Procedure | HCPCS/CPT |
| S9335 | Home therapy, hemodialysis; administrative services, professional pharmacy services, care coordination, and all necessary supplies and equipment (drugs and nursing services coded separately), per diem | Procedure | HCPCS/CPT |

Appendix C.1. List of RxNorm Concept Unique Identifier (RXCUI), Logical Observation Identifiers Names and Codes (LOINC), International Classification of Diseases, Tenth Revision, Clinical Modification (ICD-10-CM), International Classification of Diseases, Tenth Revision, Procedure Coding System (ICD-10-PCS), Healthcare Common Procedure Coding System (HCPCS), and Current Procedural Terminology (CPT) Codes Used to Define Baseline Characteristics for this Request

| Code | Description | Code Category | Code Type |
|-------------|---|----------------------|------------------|
| 99559 | Home infusion of peritoneal dialysis, per visit | Procedure | HCPCS/CPT |
| S9339 | Home therapy; peritoneal dialysis, administrative services, professional pharmacy services, care coordination and all necessary supplies and equipment (drugs and nursing visits coded separately), | Procedure | HCPCS/CPT |
| 99512 | Home visit for hemodialysis | Procedure | HCPCS/CPT |
| 49421 | Insertion of tunneled intraperitoneal catheter for dialysis, open | Procedure | HCPCS/CPT |
| 49419 | Insertion of tunneled intraperitoneal catheter, with subcutaneous port (ie, totally implantable) | Procedure | HCPCS/CPT |
| 36810 | Insertion of cannula for hemodialysis, other purpose (separate procedure); arteriovenous, external (Scribner type) | Procedure | HCPCS/CPT |
| 36800 | Insertion of cannula for hemodialysis, other purpose (separate procedure); vein to vein | Procedure | HCPCS/CPT |
| 36815 | Insertion of cannula for hemodialysis, other purpose (separate procedure); arteriovenous, external revision, or closure | Procedure | HCPCS/CPT |
| 49418 | Insertion of tunneled intraperitoneal catheter (eg, dialysis, intraperitoneal chemotherapy instillation, management of ascites), complete procedure, including imaging guidance, catheter placement, contrast injection when performed, and radiological supervision and interpretation, percutaneous | Procedure | HCPCS/CPT |
| 49435 | Insertion of subcutaneous extension to intraperitoneal cannula or catheter with remote chest exit site (List separately in addition to code for primary procedure) | Procedure | HCPCS/CPT |
| A4905 | Intermittent peritoneal dialysis (ipd) supply kit | Procedure | HCPCS/CPT |
| 36901 | Introduction of needle(s) and/or catheter(s), dialysis circuit, with diagnostic angiography of the dialysis circuit, including all direct puncture(s) and catheter placement(s), injection(s) of contrast, all necessary imaging from the arterial anastomosis and adjacent artery through entire venous outflow including the inferior or superior vena cava, fluoroscopic guidance, radiological supervision and interpretation and image documentation and report; | Procedure | HCPCS/CPT |
| 36903 | Introduction of needle(s) and/or catheter(s), dialysis circuit, with diagnostic angiography of the dialysis circuit, including all direct puncture(s) and catheter placement(s), injection(s) of contrast, all necessary imaging from the arterial anastomosis and adjacent artery through entire venous outflow including the inferior or superior vena cava, fluoroscopic guidance, radiological supervision and interpretation and image documentation and report; with transcatheter placement of intravascular stent(s), peripheral dialysis segment, including all imaging and radiological supervision and interpretation necessary to perform the stenting. and all angioplasty | Procedure | HCPCS/CPT |

Appendix C.1. List of RxNorm Concept Unique Identifier (RXCUI), Logical Observation Identifiers Names and Codes (LOINC), International Classification of Diseases, Tenth Revision, Clinical Modification (ICD-10-CM), International Classification of Diseases, Tenth Revision, Procedure Coding System (ICD-10-PCS), Healthcare Common Procedure Coding System (HCPCS), and Current Procedural Terminology (CPT) Codes Used to Define Baseline Characteristics for this Request

| Code | Description | Code Category | Code Type |
|-------------|--|----------------------|------------------|
| 36902 | Introduction of needle(s) and/or catheter(s), dialysis circuit, with diagnostic angiography of the dialysis circuit, including all direct puncture(s) and catheter placement(s), injection(s) of contrast, all necessary imaging from the arterial anastomosis and adjacent artery through entire venous outflow including the inferior or superior vena cava, fluoroscopic guidance, radiological supervision and interpretation and image documentation and report; with transluminal balloon angioplasty, peripheral dialysis segment, including all imaging and radiological supervision and interpretation necessary to perform the angioplasty | Procedure | HCPCS/CPT |
| 49324 | Laparoscopy, surgical; with insertion of tunneled intraperitoneal catheter | Procedure | HCPCS/CPT |
| 49325 | Laparoscopy, surgical; with revision of previously placed intraperitoneal cannula or catheter, with removal of intraluminal obstructive material if performed | Procedure | HCPCS/CPT |
| 37607 | Ligation or banding of angioaccess arteriovenous fistula | Procedure | HCPCS/CPT |
| 4055F | Patient receiving peritoneal dialysis (ESRD) | Procedure | HCPCS/CPT |
| A4653 | Peritoneal dialysis catheter anchoring device, belt, each | Procedure | HCPCS/CPT |
| E1634 | Peritoneal dialysis clamps, each | Procedure | HCPCS/CPT |
| K0610 | Peritoneal dialysis clamp, each | Procedure | HCPCS/CPT |
| 0507F | Peritoneal dialysis plan of care documented (ESRD) | Procedure | HCPCS/CPT |
| 90992 | Peritoneal Dialysis Training And/or Counseling | Procedure | HCPCS/CPT |
| 36906 | Percutaneous transluminal mechanical thrombectomy and/or infusion for thrombolysis, dialysis circuit, any method, including all imaging and radiological supervision and interpretation, diagnostic angiography, fluoroscopic guidance, catheter placement(s), and intraprocedural pharmacological thrombolytic injection(s); with transcatheter placement of intravascular stent(s), peripheral dialysis segment, including all imaging and radiological supervision and interpretation necessary to perform the stenting, and all angioplasty within the peripheral dialysis circuit | Procedure | HCPCS/CPT |
| 36905 | Percutaneous transluminal mechanical thrombectomy and/or infusion for thrombolysis, dialysis circuit, any method, including all imaging and radiological supervision and interpretation, diagnostic angiography, fluoroscopic guidance, catheter placement(s), and intraprocedural pharmacological thrombolytic injection(s); with transluminal balloon angioplasty, peripheral dialysis segment, including all imaging and radiological supervision and interpretation necessary to perform the angioplasty | Procedure | HCPCS/CPT |

Appendix C.1. List of RxNorm Concept Unique Identifier (RXCUI), Logical Observation Identifiers Names and Codes (LOINC), International Classification of Diseases, Tenth Revision, Clinical Modification (ICD-10-CM), International Classification of Diseases, Tenth Revision, Procedure Coding System (ICD-10-PCS), Healthcare Common Procedure Coding System (HCPCS), and Current Procedural Terminology (CPT) Codes Used to Define Baseline Characteristics for this Request

| Code | Description | Code Category | Code Type |
|-------------|---|----------------------|------------------|
| 36904 | Percutaneous transluminal mechanical thrombectomy and/or infusion for thrombolysis, dialysis circuit, any method, including all imaging and radiological supervision and interpretation, diagnostic angiography, fluoroscopic guidance, catheter placement(s), and intraprocedural pharmacological thrombolytic injection(s); | Procedure | HCPCS/CPT |
| 36491 | Placement of central venous catheter (subclavian, jugular, or other vein) (eg, for central venous pressure, hyperalimentation, hemodialysis, or chemotherapy); cutdown, over age 2 | Procedure | HCPCS/CPT |
| 36490 | Placement of central venous catheter (subclavian, jugular, or other vein) (eg, for central venous pressure, hyperalimentation, hemodialysis, or chemotherapy); cutdown, age 2 years or under | Procedure | HCPCS/CPT |
| 36488 | Placement of central venous catheter (subclavian, jugular, or other vein) (eg, for central venous pressure, hyperalimentation, hemodialysis, or chemotherapy); percutaneous, age 2 years or under | Procedure | HCPCS/CPT |
| 36489 | Placement of central venous catheter (subclavian, jugular, or other vein) (eg, for central venous pressure, hyperalimentation, hemodialysis, or chemotherapy); percutaneous, over age 2 | Procedure | HCPCS/CPT |
| A4870 | Plumbing and/or electrical work for home hemodialysis equipment | Procedure | HCPCS/CPT |
| E1540 | Pressure alarm for hemodialysis, each, replacement | Procedure | HCPCS/CPT |
| A4802 | Protamine sulfate, for hemodialysis, per 50 mg | Procedure | HCPCS/CPT |
| G9523 | Patient discontinued from hemodialysis or peritoneal dialysis | Procedure | HCPCS/CPT |
| G9240 | Patient whose mode of vascular access is a catheter at the time maintenance hemodialysis is initiated | Procedure | HCPCS/CPT |
| G9241 | Patient whose mode of vascular access is not a catheter at the time maintenance hemodialysis is initiated | Procedure | HCPCS/CPT |
| G8957 | Patient not receiving maintenance hemodialysis in an outpatient dialysis facility | Procedure | HCPCS/CPT |
| G8727 | Patient receiving hemodialysis, peritoneal dialysis or kidney transplantation | Procedure | HCPCS/CPT |
| G9265 | Patient receiving maintenance hemodialysis for greater than or equal to 90 days with a catheter as the mode of vascular access | Procedure | HCPCS/CPT |
| G8956 | Patient receiving maintenance hemodialysis in an outpatient dialysis facility | Procedure | HCPCS/CPT |
| G9266 | Patient receiving maintenance hemodialysis for greater than or equal to 90 days without a catheter as the mode of vascular access | Procedure | HCPCS/CPT |
| E1630 | Reciprocating peritoneal dialysis system | Procedure | HCPCS/CPT |
| 49422 | Removal of tunneled intraperitoneal catheter | Procedure | HCPCS/CPT |
| E1640 | Replacement components for hemodialysis and/or peritoneal dialysis machines that are owned or being purchased by the patient | Procedure | HCPCS/CPT |
| E1610 | Reverse osmosis water purification system, for hemodialysis | Procedure | HCPCS/CPT |

Appendix C.1. List of RxNorm Concept Unique Identifier (RXCUI), Logical Observation Identifiers Names and Codes (LOINC), International Classification of Diseases, Tenth Revision, Clinical Modification (ICD-10-CM), International Classification of Diseases, Tenth Revision, Procedure Coding System (ICD-10-PCS), Healthcare Common Procedure Coding System (HCPCS), and Current Procedural Terminology (CPT) Codes Used to Define Baseline Characteristics for this Request

| Code | Description | Code Category | Code Type |
|-------------|--|----------------------|------------------|
| A4740 | Shunt accessory, for hemodialysis, any type, each | Procedure | HCPCS/CPT |
| E1636 | Sorbent cartridges, for hemodialysis, per 10 | Procedure | HCPCS/CPT |
| 36908 | Transcatheter placement of intravascular stent(s), central dialysis segment, performed through dialysis circuit, including all imaging and radiological supervision and interpretation required to perform the stenting, and all angioplasty in the central dialysis segment (List separately in addition to code for primary procedure) | Procedure | HCPCS/CPT |
| 35875 | Thrombectomy of arterial or venous graft (other than hemodialysis graft or fistula); | Procedure | HCPCS/CPT |
| 35876 | Thrombectomy of arterial or venous graft (other than hemodialysis graft or fistula); with revision of arterial or venous graft | Procedure | HCPCS/CPT |
| E1575 | Transducer protectors/fluid barriers, for hemodialysis, any size, per 10 | Procedure | HCPCS/CPT |
| A4714 | Treated water (deionized, distilled, or reverse osmosis) for peritoneal dialysis, per gallon | Procedure | HCPCS/CPT |
| 36907 | Transluminal balloon angioplasty, central dialysis segment, performed through dialysis circuit, including all imaging and radiological supervision and interpretation required to perform the angioplasty (List separately in addition to code for primary procedure) | Procedure | HCPCS/CPT |
| G0392 | Transluminal balloon angioplasty, percutaneous; for maintenance of hemodialysis access, arteriovenous fistula or graft; arterial | Procedure | HCPCS/CPT |
| G0393 | Transluminal balloon angioplasty, percutaneous; for maintenance of hemodialysis access, arteriovenous fistula or graft; venous | Procedure | HCPCS/CPT |
| E1580 | Unipuncture control system for hemodialysis | Procedure | HCPCS/CPT |
| 90999 | Unlisted dialysis procedure, inpatient or outpatient | Procedure | HCPCS/CPT |
| 93998 | Unlisted noninvasive vascular diagnostic study | Procedure | HCPCS/CPT |
| A4918 | Venous pressure clamp, for hemodialysis, each | Procedure | HCPCS/CPT |
| G0365 | Vessel mapping of vessels for hemodialysis access (services for preoperative vessel mapping prior to creation of hemodialysis access using an autogenous hemodialysis conduit, including arterial inflow and venous outflow) | Procedure | HCPCS/CPT |
| E1625 | Water softening system, for hemodialysis | Procedure | HCPCS/CPT |
| A4719 | "Y set" tubing for peritoneal dialysis | Procedure | HCPCS/CPT |
| 90941 | Hemodialysis, For Acute Renal Failure And Or Intoxication, | Procedure | HCPCS/CPT |
| 90942 | Hemodialysis, For Acute Renal Failure And Or Intoxication, | Procedure | HCPCS/CPT |
| 90943 | Hemodialysis, For Acute Renal Failure And Or Intoxication, | Procedure | HCPCS/CPT |
| 90944 | Hemodialysis, For Acute Renal Failure And Or Intoxication, | Procedure | HCPCS/CPT |
| 90976 | Peritoneal Dialysis For End-stage Renal Disease (esrd), | Procedure | HCPCS/CPT |
| 90977 | Peritoneal Dialysis For End-stage Renal Disease (esrd), | Procedure | HCPCS/CPT |
| 90978 | Peritoneal Dialysis For End-stage Renal Disease (esrd), | Procedure | HCPCS/CPT |
| 90979 | Peritoneal Dialysis For End-stage Renal Disease (esrd), | Procedure | HCPCS/CPT |

Appendix C.1. List of RxNorm Concept Unique Identifier (RXCUI), Logical Observation Identifiers Names and Codes (LOINC), International Classification of Diseases, Tenth Revision, Clinical Modification (ICD-10-CM), International Classification of Diseases, Tenth Revision, Procedure Coding System (ICD-10-PCS), Healthcare Common Procedure Coding System (HCPCS), and Current Procedural Terminology (CPT) Codes Used to Define Baseline Characteristics for this Request

| Code | Description | Code Category | Code Type |
|---------------------|---|----------------------|------------------|
| 90982 | Peritoneal Dialysis For End-stage Renal Disease (esrd), | Procedure | HCPCS/CPT |
| 90983 | Peritoneal Dialysis For End-stage Renal Disease (esrd), | Procedure | HCPCS/CPT |
| 90984 | Peritoneal Dialysis For End-stage Renal Disease (esrd), | Procedure | HCPCS/CPT |
| 90985 | Peritoneal Dialysis For End-stage Renal Disease (esrd), | Procedure | HCPCS/CPT |
| 90988 | Supervision Of Hemodialysis In Hospital Or Other Facility (excluding Home Dialysis), On Monthly Basis | Procedure | HCPCS/CPT |
| 90991 | Home Hemodialysis Care, Outpatient, For Those Services Either Provided By The Physician Primarily Responsible | Procedure | HCPCS/CPT |
| 90994 | Supervision Of Chronic Ambulatory Peritoneal Dialysis (capd), Home Or Out-patient (monthly) | Procedure | HCPCS/CPT |
| B51W0ZA | Fluoroscopy of Dialysis Shunt/Fistula using High Osmolar Contrast, Guidance | Procedure | ICD-10-PCS |
| B51W0ZZ | Fluoroscopy of Dialysis Shunt/Fistula using High Osmolar Contrast | Procedure | ICD-10-PCS |
| B51W1ZA | Fluoroscopy of Dialysis Shunt/Fistula using Low Osmolar Contrast, Guidance | Procedure | ICD-10-PCS |
| B51W1ZZ | Fluoroscopy of Dialysis Shunt/Fistula using Low Osmolar Contrast | Procedure | ICD-10-PCS |
| B51WYZA | Fluoroscopy of Dialysis Shunt/Fistula using Other Contrast, Guidance | Procedure | ICD-10-PCS |
| B51W | Fluoroscopy / Dialysis Shunt/Fistula | Procedure | ICD-10-PCS |
| B51WYZZ | Fluoroscopy of Dialysis Shunt/Fistula using Other Contrast | Procedure | ICD-10-PCS |
| B51WZZZ | Fluoroscopy of Dialysis Shunt/Fistula | Procedure | ICD-10-PCS |
| B51WZZA | Fluoroscopy of Dialysis Shunt/Fistula, Guidance | Procedure | ICD-10-PCS |
| B50W | Plain Radiography / Dialysis Shunt/Fistula | Procedure | ICD-10-PCS |
| B50W0ZZ | Plain Radiography of Dialysis Shunt/Fistula using High Osmolar | Procedure | ICD-10-PCS |
| B50W1ZZ | Plain Radiography of Dialysis Shunt/Fistula using Low Osmolar | Procedure | ICD-10-PCS |
| B50WYZZ | Plain Radiography of Dialysis Shunt/Fistula using Other Contrast | Procedure | ICD-10-PCS |
| Hemodialysis | | | |
| 35686 | Creation of distal arteriovenous fistula during lower extremity bypass surgery (non-hemodialysis) (List separately in addition to code for primary procedure) | Procedure | HCPCS/CPT |
| 35875 | Thrombectomy of arterial or venous graft (other than hemodialysis graft or fistula); | Procedure | HCPCS/CPT |
| 35876 | Thrombectomy of arterial or venous graft (other than hemodialysis graft or fistula); with revision of arterial or venous graft | Procedure | HCPCS/CPT |
| 36488 | Placement of central venous catheter (subclavian, jugular, or other vein) (eg, for central venous pressure, hyperalimentation, hemodialysis, or chemotherapy); percutaneous, age 2 years or under | Procedure | HCPCS/CPT |
| 36489 | Placement of central venous catheter (subclavian, jugular, or other vein) (eg, for central venous pressure, hyperalimentation, hemodialysis, or chemotherapy); percutaneous, over age 2 | Procedure | HCPCS/CPT |

Appendix C.1. List of RxNorm Concept Unique Identifier (RXCUI), Logical Observation Identifiers Names and Codes (LOINC), International Classification of Diseases, Tenth Revision, Clinical Modification (ICD-10-CM), International Classification of Diseases, Tenth Revision, Procedure Coding System (ICD-10-PCS), Healthcare Common Procedure Coding System (HCPCS), and Current Procedural Terminology (CPT) Codes Used to Define Baseline Characteristics for this Request

| Code | Description | Code Category | Code Type |
|-------------|--|----------------------|------------------|
| 36490 | Placement of central venous catheter (subclavian, jugular, or other vein) (eg, for central venous pressure, hyperalimentation, hemodialysis, or chemotherapy); cutdown, age 2 years or under | Procedure | HCPCS/CPT |
| 36491 | Placement of central venous catheter (subclavian, jugular, or other vein) (eg, for central venous pressure, hyperalimentation, hemodialysis, or chemotherapy); cutdown, over age 2 | Procedure | HCPCS/CPT |
| 36800 | Insertion of cannula for hemodialysis, other purpose (separate procedure); vein to vein | Procedure | HCPCS/CPT |
| 36810 | Insertion of cannula for hemodialysis, other purpose (separate procedure); arteriovenous, external (Scribner type) | Procedure | HCPCS/CPT |
| 36815 | Insertion of cannula for hemodialysis, other purpose (separate procedure); arteriovenous, external revision, or closure | Procedure | HCPCS/CPT |
| 36818 | Arteriovenous anastomosis, open; by upper arm cephalic vein transposition | Procedure | HCPCS/CPT |
| 36819 | Arteriovenous anastomosis, open; by upper arm basilic vein transposition | Procedure | HCPCS/CPT |
| 36820 | Arteriovenous anastomosis, open; by forearm vein transposition | Procedure | HCPCS/CPT |
| 36821 | Arteriovenous anastomosis, open; direct, any site (eg, Cimino type) (separate procedure) | Procedure | HCPCS/CPT |
| 36838 | Distal revascularization and interval ligation (DRIL), upper extremity hemodialysis access (steal syndrome) | Procedure | HCPCS/CPT |
| 36901 | Introduction of needle(s) and/or catheter(s), dialysis circuit, with diagnostic angiography of the dialysis circuit, including all direct puncture(s) and catheter placement(s), injection(s) of contrast, all necessary imaging from the arterial anastomosis and adjacent artery through entire venous outflow including the inferior or superior vena cava, fluoroscopic guidance, radiological supervision and interpretation and image documentation and report; | Procedure | HCPCS/CPT |
| 36902 | Introduction of needle(s) and/or catheter(s), dialysis circuit, with diagnostic angiography of the dialysis circuit, including all direct puncture(s) and catheter placement(s), injection(s) of contrast, all necessary imaging from the arterial anastomosis and adjacent artery through entire venous outflow including the inferior or superior vena cava, fluoroscopic guidance, radiological supervision and interpretation and image documentation and report; with transluminal balloon angioplasty, peripheral dialysis segment, including all imaging and radiological supervision and interpretation necessary to perform the angioplasty | Procedure | HCPCS/CPT |

Appendix C.1. List of RxNorm Concept Unique Identifier (RXCUI), Logical Observation Identifiers Names and Codes (LOINC), International Classification of Diseases, Tenth Revision, Clinical Modification (ICD-10-CM), International Classification of Diseases, Tenth Revision, Procedure Coding System (ICD-10-PCS), Healthcare Common Procedure Coding System (HCPCS), and Current Procedural Terminology (CPT) Codes Used to Define Baseline Characteristics for this Request

| Code | Description | Code Category | Code Type |
|-------------|---|----------------------|------------------|
| 36903 | Introduction of needle(s) and/or catheter(s), dialysis circuit, with diagnostic angiography of the dialysis circuit, including all direct puncture(s) and catheter placement(s), injection(s) of contrast, all necessary imaging from the arterial anastomosis and adjacent artery through entire venous outflow including the inferior or superior vena cava, fluoroscopic guidance, radiological supervision and interpretation and image documentation and report; with transcatheter placement of intravascular stent(s), peripheral dialysis segment, including all imaging and radiological supervision and interpretation necessary to perform the stenting, and all angioplasty | Procedure | HCPCS/CPT |
| 36904 | Percutaneous transluminal mechanical thrombectomy and/or infusion for thrombolysis, dialysis circuit, any method, including all imaging and radiological supervision and interpretation, diagnostic angiography, fluoroscopic guidance, catheter placement(s), and intraprocedural pharmacological thrombolytic injection(s); | Procedure | HCPCS/CPT |
| 36905 | Percutaneous transluminal mechanical thrombectomy and/or infusion for thrombolysis, dialysis circuit, any method, including all imaging and radiological supervision and interpretation, diagnostic angiography, fluoroscopic guidance, catheter placement(s), and intraprocedural pharmacological thrombolytic injection(s); with transluminal balloon angioplasty, peripheral dialysis segment, including all imaging and radiological supervision and interpretation necessary to perform the angioplasty | Procedure | HCPCS/CPT |
| 36906 | Percutaneous transluminal mechanical thrombectomy and/or infusion for thrombolysis, dialysis circuit, any method, including all imaging and radiological supervision and interpretation, diagnostic angiography, fluoroscopic guidance, catheter placement(s), and intraprocedural pharmacological thrombolytic injection(s); with transcatheter placement of intravascular stent(s), peripheral dialysis segment, including all imaging and radiological supervision and interpretation necessary to perform the stenting, and all angioplasty within the peripheral dialysis circuit | Procedure | HCPCS/CPT |
| 36907 | Transluminal balloon angioplasty, central dialysis segment, performed through dialysis circuit, including all imaging and radiological supervision and interpretation required to perform the angioplasty (List separately in addition to code for primary procedure) | Procedure | HCPCS/CPT |

Appendix C.1. List of RxNorm Concept Unique Identifier (RXCUI), Logical Observation Identifiers Names and Codes (LOINC), International Classification of Diseases, Tenth Revision, Clinical Modification (ICD-10-CM), International Classification of Diseases, Tenth Revision, Procedure Coding System (ICD-10-PCS), Healthcare Common Procedure Coding System (HCPCS), and Current Procedural Terminology (CPT) Codes Used to Define Baseline Characteristics for this Request

| Code | Description | Code Category | Code Type |
|-------------|--|----------------------|------------------|
| 36908 | Transcatheter placement of intravascular stent(s), central dialysis segment, performed through dialysis circuit, including all imaging and radiological supervision and interpretation required to perform the stenting, and all angioplasty in the central dialysis segment (List separately in addition to code for primary procedure) | Procedure | HCPCS/CPT |
| 36909 | Dialysis circuit permanent vascular embolization or occlusion (including main circuit or any accessory veins), endovascular, including all imaging and radiological supervision and interpretation necessary to complete the intervention (List separately in addition to code for primary procedure) | Procedure | HCPCS/CPT |
| 37607 | Ligation or banding of angioaccess arteriovenous fistula | Procedure | HCPCS/CPT |
| 90935 | Hemodialysis procedure with single evaluation by a physician or other qualified health care professional | Procedure | HCPCS/CPT |
| 90937 | Hemodialysis procedure requiring repeated evaluation(s) with or without substantial revision of dialysis prescription | Procedure | HCPCS/CPT |
| 90939 | Hemodialysis access flow study to determine blood flow in grafts and arteriovenous fistulae by an indicator dilution method, hook-up; transcutaneous measurement and disconnection | Procedure | HCPCS/CPT |
| 90940 | Hemodialysis access flow study to determine blood flow in grafts and arteriovenous fistulae by an indicator method | Procedure | HCPCS/CPT |
| 90941 | Hemodialysis, For Acute Renal Failure And Or Intoxication, | Procedure | HCPCS/CPT |
| 90942 | Hemodialysis, For Acute Renal Failure And Or Intoxication, | Procedure | HCPCS/CPT |
| 90943 | Hemodialysis, For Acute Renal Failure And Or Intoxication, | Procedure | HCPCS/CPT |
| 90944 | Hemodialysis, For Acute Renal Failure And Or Intoxication, | Procedure | HCPCS/CPT |
| 90945 | Dialysis procedure other than hemodialysis (eg, peritoneal dialysis, hemofiltration, or other continuous renal replacement therapies), with single evaluation by a physician or other qualified health care professional | Procedure | HCPCS/CPT |
| 90947 | Dialysis procedure other than hemodialysis (eg, peritoneal dialysis, hemofiltration, or other continuous renal replacement therapies) requiring repeated evaluations by a physician or other qualified health care professional, with or without substantial revision of dialysis prescription | Procedure | HCPCS/CPT |
| 90988 | Supervision Of Hemodialysis In Hospital Or Other Facility (excluding Home Dialysis), On Monthly Basis | Procedure | HCPCS/CPT |
| 90990 | Hemodialysis Training And/or Counseling | Procedure | HCPCS/CPT |
| 90991 | Home Hemodialysis Care, Outpatient, For Those Services Either Provided By The Physician Primarily Responsible | Procedure | HCPCS/CPT |

Appendix C.1. List of RxNorm Concept Unique Identifier (RXCUI), Logical Observation Identifiers Names and Codes (LOINC), International Classification of Diseases, Tenth Revision, Clinical Modification (ICD-10-CM), International Classification of Diseases, Tenth Revision, Procedure Coding System (ICD-10-PCS), Healthcare Common Procedure Coding System (HCPCS), and Current Procedural Terminology (CPT) Codes Used to Define Baseline Characteristics for this Request

| Code | Description | Code Category | Code Type |
|---------|--|---------------|-----------|
| 93985 | Duplex scan of arterial inflow and venous outflow for preoperative vessel assessment prior to creation of hemodialysis access; complete bilateral study | Procedure | HCPCS/CPT |
| 93986 | Duplex scan of arterial inflow and venous outflow for preoperative vessel assessment prior to creation of hemodialysis access; complete unilateral study | Procedure | HCPCS/CPT |
| 93990 | Duplex scan of hemodialysis access (including arterial inflow, body of access and venous outflow) | Procedure | HCPCS/CPT |
| 99512 | Home visit for hemodialysis | Procedure | HCPCS/CPT |
| 1790866 | Hemodialysis | Prescribing | RxCUI |
| 1790869 | Hemodialysis | Prescribing | RxCUI |
| 1855508 | Hemodialysis | Prescribing | RxCUI |
| 1855509 | Hemodialysis | Prescribing | RxCUI |
| 1855512 | Hemodialysis | Prescribing | RxCUI |
| 1855513 | Hemodialysis | Prescribing | RxCUI |
| 0505F | Hemodialysis plan of care documented (ESRD, P-ESRD) | Procedure | HCPCS/CPT |
| 4052F | Hemodialysis via functioning arteriovenous (AV) fistula (ESRD) | Procedure | HCPCS/CPT |
| 4053F | Hemodialysis via functioning arteriovenous (AV) graft (ESRD) | Procedure | HCPCS/CPT |
| 4054F | Hemodialysis via catheter (ESRD) | Procedure | HCPCS/CPT |
| A4680 | Activated carbon filter for hemodialysis, each | Procedure | HCPCS/CPT |
| A4690 | Dialyzer (artificial kidneys), all types, all sizes, for hemodialysis, each | Procedure | HCPCS/CPT |
| A4706 | Bicarbonate concentrate, solution, for hemodialysis, per gallon | Procedure | HCPCS/CPT |
| A4707 | Bicarbonate concentrate, powder, for hemodialysis, per packet | Procedure | HCPCS/CPT |
| A4708 | Acetate concentrate solution, for hemodialysis, per gallon | Procedure | HCPCS/CPT |
| A4709 | Acid concentrate, solution, for hemodialysis, per gallon | Procedure | HCPCS/CPT |
| A4730 | Fistula cannulation set for hemodialysis, each | Procedure | HCPCS/CPT |
| A4740 | Shunt accessory, for hemodialysis, any type, each | Procedure | HCPCS/CPT |
| A4750 | Blood tubing, arterial or venous, for hemodialysis, each | Procedure | HCPCS/CPT |
| A4755 | Blood tubing, arterial and venous combined, for hemodialysis, each | Procedure | HCPCS/CPT |
| A4801 | Heparin, any type, for hemodialysis, per 1000 units | Procedure | HCPCS/CPT |
| A4802 | Protamine sulfate, for hemodialysis, per 50 mg | Procedure | HCPCS/CPT |
| A4820 | Hemodialysis kit supplies | Procedure | HCPCS/CPT |
| A4870 | Plumbing and/or electrical work for home hemodialysis equipment | Procedure | HCPCS/CPT |
| A4890 | Contracts, repair and maintenance, for hemodialysis equipment | Procedure | HCPCS/CPT |
| A4918 | Venous pressure clamp, for hemodialysis, each | Procedure | HCPCS/CPT |
| C1750 | Catheter, hemodialysis/peritoneal, long-term | Procedure | HCPCS/CPT |
| C1751 | Catheter, infusion, inserted peripherally, centrally or midline (other than hemodialysis) | Procedure | HCPCS/CPT |
| C1752 | Catheter, hemodialysis/peritoneal, short-term | Procedure | HCPCS/CPT |
| E1520 | Heparin infusion pump for hemodialysis | Procedure | HCPCS/CPT |

Appendix C.1. List of RxNorm Concept Unique Identifier (RXCUI), Logical Observation Identifiers Names and Codes (LOINC), International Classification of Diseases, Tenth Revision, Clinical Modification (ICD-10-CM), International Classification of Diseases, Tenth Revision, Procedure Coding System (ICD-10-PCS), Healthcare Common Procedure Coding System (HCPCS), and Current Procedural Terminology (CPT) Codes Used to Define Baseline Characteristics for this Request

| Code | Description | Code Category | Code Type |
|-------------|--|----------------------|------------------|
| E1530 | Air bubble detector for hemodialysis, each, replacement | Procedure | HCPCS/CPT |
| E1540 | Pressure alarm for hemodialysis, each, replacement | Procedure | HCPCS/CPT |
| E1550 | Bath conductivity meter for hemodialysis, each | Procedure | HCPCS/CPT |
| E1560 | Blood leak detector for hemodialysis, each, replacement | Procedure | HCPCS/CPT |
| E1575 | Transducer protectors/fluid barriers, for hemodialysis, any size, per 10 | Procedure | HCPCS/CPT |
| E1580 | Unipuncture control system for hemodialysis | Procedure | HCPCS/CPT |
| E1590 | Hemodialysis machine | Procedure | HCPCS/CPT |
| E1600 | Delivery and/or installation charges for hemodialysis equipment | Procedure | HCPCS/CPT |
| E1610 | Reverse osmosis water purification system, for hemodialysis | Procedure | HCPCS/CPT |
| E1615 | Deionizer water purification system, for hemodialysis | Procedure | HCPCS/CPT |
| E1620 | Blood pump for hemodialysis, replacement | Procedure | HCPCS/CPT |
| E1625 | Water softening system, for hemodialysis | Procedure | HCPCS/CPT |
| E1636 | Sorbent cartridges, for hemodialysis, per 10 | Procedure | HCPCS/CPT |
| E1640 | Replacement components for hemodialysis and/or peritoneal dialysis machines that are owned or being purchased by the patient | Procedure | HCPCS/CPT |
| G0365 | Vessel mapping of vessels for hemodialysis access (services for preoperative vessel mapping prior to creation of hemodialysis access using an autogenous hemodialysis conduit, including arterial inflow and venous outflow) | Procedure | HCPCS/CPT |
| G0392 | Transluminal balloon angioplasty, percutaneous; for maintenance of hemodialysis access, arteriovenous fistula or graft; arterial | Procedure | HCPCS/CPT |
| G0393 | Transluminal balloon angioplasty, percutaneous; for maintenance of hemodialysis access, arteriovenous fistula or graft; venous | Procedure | HCPCS/CPT |
| G8081 | ESRD patient requiring hemodialysis vascular access documented to have received autogenous AV fistula | Procedure | HCPCS/CPT |
| G8082 | ESRD patient requiring hemodialysis documented to have received vascular access other than autogenous AV fistula | Procedure | HCPCS/CPT |
| G8085 | ESRD patient requiring hemodialysis vascular access was not an eligible candidate for autogenous AV fistula | Procedure | HCPCS/CPT |
| G8714 | Hemodialysis treatment performed exactly 3 times per week > 90 | Procedure | HCPCS/CPT |
| G8715 | Hemodialysis treatment performed less than 3 times per week or greater than 3 times per week | Procedure | HCPCS/CPT |
| G8727 | Patient receiving hemodialysis, peritoneal dialysis or kidney transplantation | Procedure | HCPCS/CPT |
| G8956 | Patient receiving maintenance hemodialysis in an outpatient dialysis facility | Procedure | HCPCS/CPT |

Appendix C.1. List of RxNorm Concept Unique Identifier (RXCUI), Logical Observation Identifiers Names and Codes (LOINC), International Classification of Diseases, Tenth Revision, Clinical Modification (ICD-10-CM), International Classification of Diseases, Tenth Revision, Procedure Coding System (ICD-10-PCS), Healthcare Common Procedure Coding System (HCPCS), and Current Procedural Terminology (CPT) Codes Used to Define Baseline Characteristics for this Request

| Code | Description | Code Category | Code Type |
|---------------------------------|---|----------------------|------------------|
| G9239 | Documentation of reasons for patient initiating maintenance hemodialysis with a catheter as the mode of vascular access (e.g., patient has a maturing arteriovenous fistula (AVF)/arteriovenous graft (AVG), time limited trial of hemodialysis, other medical reasons, patient declined AVF/AVG, other patient reasons, patient followed by reporting nephrologist for fewer than 90 days, other system reasons) | Procedure | HCPCS/CPT |
| G9240 | Patient whose mode of vascular access is a catheter at the time maintenance hemodialysis is initiated | Procedure | HCPCS/CPT |
| G9241 | Patient whose mode of vascular access is not a catheter at the time maintenance hemodialysis is initiated | Procedure | HCPCS/CPT |
| G9264 | Documentation of patient receiving maintenance hemodialysis for greater than or equal to 90 days with a catheter for documented reasons (e.g., other medical reasons, patient declined arteriovenous fistula (AVF)/arteriovenous graft (AVG), other patient reasons) | Procedure | HCPCS/CPT |
| G9265 | Patient receiving maintenance hemodialysis for greater than or equal to 90 days with a catheter as the mode of vascular access | Procedure | HCPCS/CPT |
| G9266 | Patient receiving maintenance hemodialysis for greater than or equal to 90 days without a catheter as the mode of vascular access | Procedure | HCPCS/CPT |
| S9335 | Home therapy, hemodialysis; administrative services, professional pharmacy services, care coordination, and all necessary supplies and equipment (drugs and nursing services coded separately), per diem | Procedure | HCPCS/CPT |
| Congestive Heart Failure | | | |
| I09.81 | Rheumatic heart failure | Diagnosis | ICD-10-CM |
| I11.0 | Hypertensive heart disease with heart failure | Diagnosis | ICD-10-CM |
| I13.0 | Hypertensive heart and chronic kidney disease with heart failure and stage 1 through stage 4 chronic kidney disease, or unspecified chronic kidney disease | Diagnosis | ICD-10-CM |
| I13.2 | Hypertensive heart and chronic kidney disease with heart failure and with stage 5 chronic kidney disease, or end stage renal disease | Diagnosis | ICD-10-CM |
| I50 | Heart failure | Diagnosis | ICD-10-CM |
| I50.1 | Left ventricular failure, unspecified | Diagnosis | ICD-10-CM |
| I50.2 | Systolic (congestive) heart failure | Diagnosis | ICD-10-CM |
| I50.20 | Unspecified systolic (congestive) heart failure | Diagnosis | ICD-10-CM |
| I50.21 | Acute systolic (congestive) heart failure | Diagnosis | ICD-10-CM |
| I50.22 | Chronic systolic (congestive) heart failure | Diagnosis | ICD-10-CM |
| I50.23 | Acute on chronic systolic (congestive) heart failure | Diagnosis | ICD-10-CM |
| I50.3 | Diastolic (congestive) heart failure | Diagnosis | ICD-10-CM |
| I50.30 | Unspecified diastolic (congestive) heart failure | Diagnosis | ICD-10-CM |
| I50.31 | Acute diastolic (congestive) heart failure | Diagnosis | ICD-10-CM |
| I50.32 | Chronic diastolic (congestive) heart failure | Diagnosis | ICD-10-CM |

Appendix C.1. List of RxNorm Concept Unique Identifier (RXCUI), Logical Observation Identifiers Names and Codes (LOINC), International Classification of Diseases, Tenth Revision, Clinical Modification (ICD-10-CM), International Classification of Diseases, Tenth Revision, Procedure Coding System (ICD-10-PCS), Healthcare Common Procedure Coding System (HCPCS), and Current Procedural Terminology (CPT) Codes Used to Define Baseline Characteristics for this Request

| Code | Description | Code Category | Code Type |
|--|--|----------------------|------------------|
| I50.33 | Acute on chronic diastolic (congestive) heart failure | Diagnosis | ICD-10-CM |
| I50.4 | Combined systolic (congestive) and diastolic (congestive) heart failure | Diagnosis | ICD-10-CM |
| I50.40 | Unspecified combined systolic (congestive) and diastolic (congestive) heart failure | Diagnosis | ICD-10-CM |
| I50.41 | Acute combined systolic (congestive) and diastolic (congestive) heart failure | Diagnosis | ICD-10-CM |
| I50.42 | Chronic combined systolic (congestive) and diastolic (congestive) heart failure | Diagnosis | ICD-10-CM |
| I50.43 | Acute on chronic combined systolic (congestive) and diastolic (congestive) heart failure | Diagnosis | ICD-10-CM |
| I50.8 | Other heart failure | Diagnosis | ICD-10-CM |
| I50.81 | Right heart failure | Diagnosis | ICD-10-CM |
| I50.810 | Right heart failure, unspecified | Diagnosis | ICD-10-CM |
| I50.811 | Acute right heart failure | Diagnosis | ICD-10-CM |
| I50.812 | Chronic right heart failure | Diagnosis | ICD-10-CM |
| I50.813 | Acute on chronic right heart failure | Diagnosis | ICD-10-CM |
| I50.814 | Right heart failure due to left heart failure | Diagnosis | ICD-10-CM |
| I50.82 | Biventricular heart failure | Diagnosis | ICD-10-CM |
| I50.83 | High output heart failure | Diagnosis | ICD-10-CM |
| I50.84 | End stage heart failure | Diagnosis | ICD-10-CM |
| I50.89 | Other heart failure | Diagnosis | ICD-10-CM |
| I50.9 | Heart failure, unspecified | Diagnosis | ICD-10-CM |
| I97.13 | Postprocedural heart failure | Diagnosis | ICD-10-CM |
| I97.130 | Postprocedural heart failure following cardiac surgery | Diagnosis | ICD-10-CM |
| I97.131 | Postprocedural heart failure following other surgery | Diagnosis | ICD-10-CM |
| Chronic obstructive pulmonary disease | | | |
| J40 | COPD | Diagnosis | ICD-10-CM |
| J41.0 | COPD | Diagnosis | ICD-10-CM |
| J41.1 | COPD | Diagnosis | ICD-10-CM |
| J41.8 | COPD | Diagnosis | ICD-10-CM |
| J42 | COPD | Diagnosis | ICD-10-CM |
| J43 | COPD | Diagnosis | ICD-10-CM |
| J43.0 | COPD | Diagnosis | ICD-10-CM |
| J43.1 | COPD | Diagnosis | ICD-10-CM |
| J43.2 | COPD | Diagnosis | ICD-10-CM |
| J43.8 | COPD | Diagnosis | ICD-10-CM |
| J43.9 | COPD | Diagnosis | ICD-10-CM |
| J44.0 | COPD | Diagnosis | ICD-10-CM |
| J44.1 | COPD | Diagnosis | ICD-10-CM |
| J44.9 | COPD | Diagnosis | ICD-10-CM |

Appendix C.1. List of RxNorm Concept Unique Identifier (RXCUI), Logical Observation Identifiers Names and Codes (LOINC), International Classification of Diseases, Tenth Revision, Clinical Modification (ICD-10-CM), International Classification of Diseases, Tenth Revision, Procedure Coding System (ICD-10-PCS), Healthcare Common Procedure Coding System (HCPCS), and Current Procedural Terminology (CPT) Codes Used to Define Baseline Characteristics for this Request

| Code | Description | Code Category | Code Type |
|--------------------------------|--|----------------------|------------------|
| J47.0 | COPD | Diagnosis | ICD-10-CM |
| J47.1 | COPD | Diagnosis | ICD-10-CM |
| J47.9 | COPD | Diagnosis | ICD-10-CM |
| J98.2 | COPD | Diagnosis | ICD-10-CM |
| J98.3 | COPD | Diagnosis | ICD-10-CM |
| P25 | COPD | Diagnosis | ICD-10-CM |
| P25.0 | COPD | Diagnosis | ICD-10-CM |
| P25.8 | COPD | Diagnosis | ICD-10-CM |
| Coronary Artery Disease | | | |
| 33510 | Coronary artery bypass, vein only; single coronary venous graft | Procedure | HCPCS/CPT |
| 33511 | Coronary artery bypass, vein only; 2 coronary venous grafts | Procedure | HCPCS/CPT |
| 33512 | Coronary artery bypass, vein only; 3 coronary venous grafts | Procedure | HCPCS/CPT |
| 33513 | Coronary artery bypass, vein only; 4 coronary venous grafts | Procedure | HCPCS/CPT |
| 33514 | Coronary artery bypass, vein only; 5 coronary venous grafts | Procedure | HCPCS/CPT |
| 33516 | Coronary artery bypass, vein only; 6 or more coronary venous grafts | Procedure | HCPCS/CPT |
| 33517 | Coronary artery bypass, using venous graft(s) and arterial graft(s); single vein graft (List separately in addition to code for primary | Procedure | HCPCS/CPT |
| 33518 | Coronary artery bypass, using venous graft(s) and arterial graft(s); 2 venous grafts (List separately in addition to code for primary | Procedure | HCPCS/CPT |
| 33519 | Coronary artery bypass, using venous graft(s) and arterial graft(s); 3 venous grafts (List separately in addition to code for primary | Procedure | HCPCS/CPT |
| 33520 | Coronary Artery Bypass, Nonautogenous Graft (eg, Synthetic Or Cadaver); Single Graft | Procedure | HCPCS/CPT |
| 33521 | Coronary artery bypass, using venous graft(s) and arterial graft(s); 4 venous grafts (List separately in addition to code for primary | Procedure | HCPCS/CPT |
| 33522 | Coronary artery bypass, using venous graft(s) and arterial graft(s); 5 venous grafts (List separately in addition to code for primary | Procedure | HCPCS/CPT |
| 33523 | Coronary artery bypass, using venous graft(s) and arterial graft(s); 6 or more venous grafts (List separately in addition to code for primary procedure) | Procedure | HCPCS/CPT |
| 33525 | Coronary Artery Bypass, Nonautogenous Graft (eg, Synthetic Or Cadaver); Two Coronary Grafts | Procedure | HCPCS/CPT |
| 33528 | Coronary Artery Bypass, Nonautogenous Graft (eg, Synthetic Or Cadaver); Three Or More Coronary Grafts | Procedure | HCPCS/CPT |
| 33530 | Reoperation, coronary artery bypass procedure or valve procedure, more than 1 month after original operation (List separately in addition to code for primary procedure) | Procedure | HCPCS/CPT |
| 33533 | Coronary artery bypass, using arterial graft(s); single arterial graft | Procedure | HCPCS/CPT |
| 33534 | Coronary artery bypass, using arterial graft(s); 2 coronary arterial | Procedure | HCPCS/CPT |
| 33535 | Coronary artery bypass, using arterial graft(s); 3 coronary arterial | Procedure | HCPCS/CPT |

Appendix C.1. List of RxNorm Concept Unique Identifier (RXCUI), Logical Observation Identifiers Names and Codes (LOINC), International Classification of Diseases, Tenth Revision, Clinical Modification (ICD-10-CM), International Classification of Diseases, Tenth Revision, Procedure Coding System (ICD-10-PCS), Healthcare Common Procedure Coding System (HCPCS), and Current Procedural Terminology (CPT) Codes Used to Define Baseline Characteristics for this Request

| Code | Description | Code Category | Code Type |
|-------------|---|----------------------|------------------|
| 33536 | Coronary artery bypass, using arterial graft(s); 4 or more coronary arterial grafts | Procedure | HCPCS/CPT |
| 33560 | Myocardial Operation Combined With Coronary Bypass Procedure | Procedure | HCPCS/CPT |
| 33570 | CORONARY ANGIOPLASTY W/BYPASS | Procedure | HCPCS/CPT |
| 33572 | Coronary endarterectomy, open, any method, of left anterior descending, circumflex, or right coronary artery performed in conjunction with coronary artery bypass graft procedure, each vessel (List separately in addition to primary procedure) | Procedure | HCPCS/CPT |
| 33575 | CORON ANGIOPLSTY W/BYPASS; COMBO W/VASCULARIZAT | Procedure | HCPCS/CPT |
| 34701 | Endovascular repair of infrarenal aorta by deployment of an aorto-aortic tube endograft including pre-procedure sizing and device selection, all nonselective catheterization(s), all associated radiological supervision and interpretation, all endograft extension(s) placed in the aorta from the level of the renal arteries to the aortic bifurcation, and all angioplasty/stenting performed from the level of the renal arteries to the aortic bifurcation; for other than rupture (eg, for aneurysm, pseudoaneurysm, dissection, penetrating ulcer) | Procedure | HCPCS/CPT |
| 34702 | Endovascular repair of infrarenal aorta by deployment of an aorto-aortic tube endograft including pre-procedure sizing and device selection, all nonselective catheterization(s), all associated radiological supervision and interpretation, all endograft extension(s) placed in the aorta from the level of the renal arteries to the aortic bifurcation, and all angioplasty/stenting performed from the level of the renal arteries to the aortic bifurcation; for rupture including temporary aortic and/or iliac balloon occlusion, when performed (eg, for aneurysm, pseudoaneurysm, dissection, penetrating ulcer, | Procedure | HCPCS/CPT |
| 34703 | Endovascular repair of infrarenal aorta and/or iliac artery(ies) by deployment of an aorto-uni-iliac endograft including pre-procedure sizing and device selection, all nonselective catheterization(s), all associated radiological supervision and interpretation, all endograft extension(s) placed in the aorta from the level of the renal arteries to the iliac bifurcation, and all angioplasty/stenting performed from the level of the renal arteries to the iliac bifurcation; for other than rupture (eg, for aneurysm, pseudoaneurysm, dissection, penetrating | Procedure | HCPCS/CPT |

Appendix C.1. List of RxNorm Concept Unique Identifier (RXCUI), Logical Observation Identifiers Names and Codes (LOINC), International Classification of Diseases, Tenth Revision, Clinical Modification (ICD-10-CM), International Classification of Diseases, Tenth Revision, Procedure Coding System (ICD-10-PCS), Healthcare Common Procedure Coding System (HCPCS), and Current Procedural Terminology (CPT) Codes Used to Define Baseline Characteristics for this Request

| Code | Description | Code Category | Code Type |
|-------------|--|----------------------|------------------|
| 34704 | Endovascular repair of infrarenal aorta and/or iliac artery(ies) by deployment of an aorto-uni-iliac endograft including pre-procedure sizing and device selection, all nonselective catheterization(s), all associated radiological supervision and interpretation, all endograft extension(s) placed in the aorta from the level of the renal arteries to the iliac bifurcation, and all angioplasty/stenting performed from the level of the renal arteries to the iliac bifurcation; for rupture including temporary aortic and/or iliac balloon occlusion, when performed (eg, for aneurysm, pseudoaneurysm, dissection, penetrating ulcer, traumatic disruption) | Procedure | HCPCS/CPT |
| 34705 | Endovascular repair of infrarenal aorta and/or iliac artery(ies) by deployment of an aorto-bi-iliac endograft including pre-procedure sizing and device selection, all nonselective catheterization(s), all associated radiological supervision and interpretation, all endograft extension(s) placed in the aorta from the level of the renal arteries to the iliac bifurcation, and all angioplasty/stenting performed from the level of the renal arteries to the iliac bifurcation; for other than rupture (eg, for aneurysm, pseudoaneurysm, dissection, penetrating ulcer, traumatic disruption) | Procedure | HCPCS/CPT |
| 34706 | Endovascular repair of infrarenal aorta and/or iliac artery(ies) by deployment of an aorto-bi-iliac endograft including pre-procedure sizing and device selection, all nonselective catheterization(s), all associated radiological supervision and interpretation, all endograft extension(s) placed in the aorta from the level of the renal arteries to the iliac bifurcation, and all angioplasty/stenting performed from the level of the renal arteries to the iliac bifurcation; for rupture including temporary aortic and/or iliac balloon occlusion, when performed (eg, for aneurysm, pseudoaneurysm, dissection, penetrating ulcer, traumatic disruption) | Procedure | HCPCS/CPT |
| 34707 | Endovascular repair of iliac artery by deployment of an ilio-iliac tube endograft including pre-procedure sizing and device selection, all nonselective catheterization(s), all associated radiological supervision and interpretation, and all endograft extension(s) proximally to the aortic bifurcation and distally to the iliac bifurcation, and treatment zone angioplasty/stenting, when performed, unilateral; for other than rupture (eg, for aneurysm, pseudoaneurysm, dissection, arteriovenous malformation) | Procedure | HCPCS/CPT |

Appendix C.1. List of RxNorm Concept Unique Identifier (RXCUI), Logical Observation Identifiers Names and Codes (LOINC), International Classification of Diseases, Tenth Revision, Clinical Modification (ICD-10-CM), International Classification of Diseases, Tenth Revision, Procedure Coding System (ICD-10-PCS), Healthcare Common Procedure Coding System (HCPCS), and Current Procedural Terminology (CPT) Codes Used to Define Baseline Characteristics for this Request

| Code | Description | Code Category | Code Type |
|-------------|--|----------------------|------------------|
| 34708 | Endovascular repair of iliac artery by deployment of an ilio-iliac tube endograft including pre-procedure sizing and device selection, all nonselective catheterization(s), all associated radiological supervision and interpretation, and all endograft extension(s) proximally to the aortic bifurcation and distally to the iliac bifurcation, and treatment zone angioplasty/stenting, when performed, unilateral; for rupture including temporary aortic and/or iliac balloon occlusion, when performed (eg, for aneurysm, pseudoaneurysm, dissection, arteriovenous malformation, traumatic disruption) | Procedure | HCPCS/CPT |
| 34709 | Placement of extension prosthesis(es) distal to the common iliac artery(ies) or proximal to the renal artery(ies) for endovascular repair of infrarenal abdominal aortic or iliac aneurysm, false aneurysm, dissection, penetrating ulcer, including pre-procedure sizing and device selection, all nonselective catheterization(s), all associated radiological supervision and interpretation, and treatment zone angioplasty/stenting, when performed, per vessel treated (List separately in addition to code for primary procedure) | Procedure | HCPCS/CPT |
| 34710 | Delayed placement of distal or proximal extension prosthesis for endovascular repair of infrarenal abdominal aortic or iliac aneurysm, false aneurysm, dissection, endoleak, or endograft migration, including pre-procedure sizing and device selection, all nonselective catheterization(s), all associated radiological supervision and interpretation, and treatment zone angioplasty/stenting, when performed; initial vessel treated | Procedure | HCPCS/CPT |
| 34711 | Delayed placement of distal or proximal extension prosthesis for endovascular repair of infrarenal abdominal aortic or iliac aneurysm, false aneurysm, dissection, endoleak, or endograft migration, including pre-procedure sizing and device selection, all nonselective catheterization(s), all associated radiological supervision and interpretation, and treatment zone angioplasty/stenting, when performed; each additional vessel treated (List separately in addition to code for primary procedure) | Procedure | HCPCS/CPT |

Appendix C.1. List of RxNorm Concept Unique Identifier (RXCUI), Logical Observation Identifiers Names and Codes (LOINC), International Classification of Diseases, Tenth Revision, Clinical Modification (ICD-10-CM), International Classification of Diseases, Tenth Revision, Procedure Coding System (ICD-10-PCS), Healthcare Common Procedure Coding System (HCPCS), and Current Procedural Terminology (CPT) Codes Used to Define Baseline Characteristics for this Request

| Code | Description | Code Category | Code Type |
|-------------|---|----------------------|------------------|
| 34717 | Endovascular repair of iliac artery at the time of aorto-iliac artery endograft placement by deployment of an iliac branched endograft including pre-procedure sizing and device selection, all ipsilateral selective iliac artery catheterization(s), all associated radiological supervision and interpretation, and all endograft extension(s) proximally to the aortic bifurcation and distally in the internal iliac, external iliac, and common femoral artery(ies), and treatment zone angioplasty/stenting, when performed, for rupture or other than rupture (eg, for aneurysm, pseudoaneurysm, dissection, arteriovenous malformation, penetrating ulcer, traumatic disruption), unilateral (List separately in addition to code for primary procedure) | Procedure | HCPCS/CPT |
| 34718 | Endovascular repair of iliac artery, not associated with placement of an aorto-iliac artery endograft at the same session, by deployment of an iliac branched endograft, including pre-procedure sizing and device selection, all ipsilateral selective iliac artery catheterization(s), all associated radiological supervision and interpretation, and all endograft extension(s) proximally to the aortic bifurcation and distally in the internal iliac, external iliac, and common femoral artery(ies), and treatment zone angioplasty/stenting, when performed, for other than rupture (eg, for aneurysm, pseudoaneurysm, dissection, arteriovenous malformation, penetrating ulcer), unilateral | Procedure | HCPCS/CPT |
| 34841 | Endovascular repair of visceral aorta (eg, aneurysm, pseudoaneurysm, dissection, penetrating ulcer, intramural hematoma, or traumatic disruption) by deployment of a fenestrated visceral aortic endograft and all associated radiological supervision and interpretation, including target zone angioplasty, when performed; including one visceral artery endoprosthesis (superior mesenteric, celiac or renal | Procedure | HCPCS/CPT |
| 34842 | Endovascular repair of visceral aorta (eg, aneurysm, pseudoaneurysm, dissection, penetrating ulcer, intramural hematoma, or traumatic disruption) by deployment of a fenestrated visceral aortic endograft and all associated radiological supervision and interpretation, including target zone angioplasty, when performed; including two visceral artery endoprostheses (superior mesenteric, celiac and/or | Procedure | HCPCS/CPT |
| 34843 | Endovascular repair of visceral aorta (eg, aneurysm, pseudoaneurysm, dissection, penetrating ulcer, intramural hematoma, or traumatic disruption) by deployment of a fenestrated visceral aortic endograft and all associated radiological supervision and interpretation, including target zone angioplasty, when performed; including three visceral artery endoprostheses (superior mesenteric, celiac and/or | Procedure | HCPCS/CPT |

Appendix C.1. List of RxNorm Concept Unique Identifier (RXCUI), Logical Observation Identifiers Names and Codes (LOINC), International Classification of Diseases, Tenth Revision, Clinical Modification (ICD-10-CM), International Classification of Diseases, Tenth Revision, Procedure Coding System (ICD-10-PCS), Healthcare Common Procedure Coding System (HCPCS), and Current Procedural Terminology (CPT) Codes Used to Define Baseline Characteristics for this Request

| Code | Description | Code Category | Code Type |
|-------------|---|----------------------|------------------|
| 34844 | Endovascular repair of visceral aorta (eg, aneurysm, pseudoaneurysm, dissection, penetrating ulcer, intramural hematoma, or traumatic disruption) by deployment of a fenestrated visceral aortic endograft and all associated radiological supervision and interpretation, including target zone angioplasty, when performed; including four or more visceral artery endoprotheses (superior mesenteric, celiac and/or renal artery[s]) | Procedure | HCPCS/CPT |
| 34845 | Endovascular repair of visceral aorta and infrarenal abdominal aorta (eg, aneurysm, pseudoaneurysm, dissection, penetrating ulcer, intramural hematoma, or traumatic disruption) with a fenestrated visceral aortic endograft and concomitant unibody or modular infrarenal aortic endograft and all associated radiological supervision and interpretation, including target zone angioplasty, when performed; including one visceral artery endoprosthesis (superior mesenteric, celiac or renal artery) | Procedure | HCPCS/CPT |
| 34846 | Endovascular repair of visceral aorta and infrarenal abdominal aorta (eg, aneurysm, pseudoaneurysm, dissection, penetrating ulcer, intramural hematoma, or traumatic disruption) with a fenestrated visceral aortic endograft and concomitant unibody or modular infrarenal aortic endograft and all associated radiological supervision and interpretation, including target zone angioplasty, when performed; including two visceral artery endoprotheses (superior mesenteric, celiac and/or renal artery[s]) | Procedure | HCPCS/CPT |
| 34847 | Endovascular repair of visceral aorta and infrarenal abdominal aorta (eg, aneurysm, pseudoaneurysm, dissection, penetrating ulcer, intramural hematoma, or traumatic disruption) with a fenestrated visceral aortic endograft and concomitant unibody or modular infrarenal aortic endograft and all associated radiological supervision and interpretation, including target zone angioplasty, when performed; including three visceral artery endoprotheses (superior mesenteric, celiac and/or renal artery[s]) | Procedure | HCPCS/CPT |
| 34848 | Endovascular repair of visceral aorta and infrarenal abdominal aorta (eg, aneurysm, pseudoaneurysm, dissection, penetrating ulcer, intramural hematoma, or traumatic disruption) with a fenestrated visceral aortic endograft and concomitant unibody or modular infrarenal aortic endograft and all associated radiological supervision and interpretation, including target zone angioplasty, when performed; including four or more visceral artery endoprotheses (superior mesenteric, celiac and/or renal artery[s]) | Procedure | HCPCS/CPT |
| 35450 | Transluminal balloon angioplasty, open; renal or other visceral artery | Procedure | HCPCS/CPT |

Appendix C.1. List of RxNorm Concept Unique Identifier (RXCUI), Logical Observation Identifiers Names and Codes (LOINC), International Classification of Diseases, Tenth Revision, Clinical Modification (ICD-10-CM), International Classification of Diseases, Tenth Revision, Procedure Coding System (ICD-10-PCS), Healthcare Common Procedure Coding System (HCPCS), and Current Procedural Terminology (CPT) Codes Used to Define Baseline Characteristics for this Request

| Code | Description | Code Category | Code Type |
|-------------|--|----------------------|------------------|
| 35452 | Transluminal balloon angioplasty, open; aortic | Procedure | HCPCS/CPT |
| 35454 | Transluminal balloon angioplasty, open; iliac | Procedure | HCPCS/CPT |
| 35456 | Transluminal balloon angioplasty, open; femoral-popliteal | Procedure | HCPCS/CPT |
| 35458 | Transluminal balloon angioplasty, open; brachiocephalic trunk or branches, each vessel | Procedure | HCPCS/CPT |
| 35459 | Transluminal balloon angioplasty, open; tibioperoneal trunk and branches | Procedure | HCPCS/CPT |
| 35460 | Transluminal balloon angioplasty, open; venous | Procedure | HCPCS/CPT |
| 35470 | Transluminal balloon angioplasty, percutaneous; tibioperoneal trunk or branches, each vessel | Procedure | HCPCS/CPT |
| 35471 | Transluminal balloon angioplasty, percutaneous; renal or visceral | Procedure | HCPCS/CPT |
| 35472 | Transluminal balloon angioplasty, percutaneous; aortic | Procedure | HCPCS/CPT |
| 35473 | Transluminal balloon angioplasty, percutaneous; iliac | Procedure | HCPCS/CPT |
| 35474 | Transluminal balloon angioplasty, percutaneous; femoral-popliteal | Procedure | HCPCS/CPT |
| 35475 | Transluminal balloon angioplasty, percutaneous; brachiocephalic trunk or branches, each vessel | Procedure | HCPCS/CPT |
| 35476 | Transluminal balloon angioplasty, percutaneous; venous | Procedure | HCPCS/CPT |
| 35600 | Harvest of upper extremity artery, 1 segment, for coronary artery bypass procedure (List separately in addition to code for primary procedure) | Procedure | HCPCS/CPT |
| 35879 | Revision, lower extremity arterial bypass, without thrombectomy, open; with vein patch angioplasty | Procedure | HCPCS/CPT |
| 36902 | Introduction of needle(s) and/or catheter(s), dialysis circuit, with diagnostic angiography of the dialysis circuit, including all direct puncture(s) and catheter placement(s), injection(s) of contrast, all necessary imaging from the arterial anastomosis and adjacent artery through entire venous outflow including the inferior or superior vena cava, fluoroscopic guidance, radiological supervision and interpretation and image documentation and report; with transluminal balloon angioplasty, peripheral dialysis segment, including all imaging and radiological supervision and interpretation necessary to perform the angioplasty | Procedure | HCPCS/CPT |

Appendix C.1. List of RxNorm Concept Unique Identifier (RXCUI), Logical Observation Identifiers Names and Codes (LOINC), International Classification of Diseases, Tenth Revision, Clinical Modification (ICD-10-CM), International Classification of Diseases, Tenth Revision, Procedure Coding System (ICD-10-PCS), Healthcare Common Procedure Coding System (HCPCS), and Current Procedural Terminology (CPT) Codes Used to Define Baseline Characteristics for this Request

| Code | Description | Code Category | Code Type |
|-------------|---|----------------------|------------------|
| 36903 | Introduction of needle(s) and/or catheter(s), dialysis circuit, with diagnostic angiography of the dialysis circuit, including all direct puncture(s) and catheter placement(s), injection(s) of contrast, all necessary imaging from the arterial anastomosis and adjacent artery through entire venous outflow including the inferior or superior vena cava, fluoroscopic guidance, radiological supervision and interpretation and image documentation and report; with transcatheter placement of intravascular stent(s), peripheral dialysis segment, including all imaging and radiological supervision and interpretation necessary to perform the stenting, and all angioplasty | Procedure | HCPCS/CPT |
| 36905 | Percutaneous transluminal mechanical thrombectomy and/or infusion for thrombolysis, dialysis circuit, any method, including all imaging and radiological supervision and interpretation, diagnostic angiography, fluoroscopic guidance, catheter placement(s), and intraprocedural pharmacological thrombolytic injection(s); with transluminal balloon angioplasty, peripheral dialysis segment, including all imaging and radiological supervision and interpretation necessary to perform the angioplasty | Procedure | HCPCS/CPT |
| 36906 | Percutaneous transluminal mechanical thrombectomy and/or infusion for thrombolysis, dialysis circuit, any method, including all imaging and radiological supervision and interpretation, diagnostic angiography, fluoroscopic guidance, catheter placement(s), and intraprocedural pharmacological thrombolytic injection(s); with transcatheter placement of intravascular stent(s), peripheral dialysis segment, including all imaging and radiological supervision and interpretation necessary to perform the stenting, and all angioplasty within the peripheral dialysis circuit | Procedure | HCPCS/CPT |
| 36907 | Transluminal balloon angioplasty, central dialysis segment, performed through dialysis circuit, including all imaging and radiological supervision and interpretation required to perform the angioplasty (List separately in addition to code for primary procedure) | Procedure | HCPCS/CPT |
| 36908 | Transcatheter placement of intravascular stent(s), central dialysis segment, performed through dialysis circuit, including all imaging and radiological supervision and interpretation required to perform the stenting, and all angioplasty in the central dialysis segment (List separately in addition to code for primary procedure) | Procedure | HCPCS/CPT |
| 37215 | Transcatheter placement of intravascular stent(s), cervical carotid artery, open or percutaneous, including angioplasty, when performed, and radiological supervision and interpretation; with distal embolic protection | Procedure | HCPCS/CPT |

Appendix C.1. List of RxNorm Concept Unique Identifier (RXCUI), Logical Observation Identifiers Names and Codes (LOINC), International Classification of Diseases, Tenth Revision, Clinical Modification (ICD-10-CM), International Classification of Diseases, Tenth Revision, Procedure Coding System (ICD-10-PCS), Healthcare Common Procedure Coding System (HCPCS), and Current Procedural Terminology (CPT) Codes Used to Define Baseline Characteristics for this Request

| Code | Description | Code Category | Code Type |
|-------------|--|----------------------|------------------|
| 37216 | Transcatheter placement of intravascular stent(s), cervical carotid artery, open or percutaneous, including angioplasty, when performed, and radiological supervision and interpretation; without distal embolic protection | Procedure | HCPCS/CPT |
| 37217 | Transcatheter placement of intravascular stent(s), intrathoracic common carotid artery or innominate artery by retrograde treatment, open ipsilateral cervical carotid artery exposure, including angioplasty, when performed, and radiological supervision and interpretation | Procedure | HCPCS/CPT |
| 37218 | Transcatheter placement of intravascular stent(s), intrathoracic common carotid artery or innominate artery, open or percutaneous antegrade approach, including angioplasty, when performed, and radiological supervision and interpretation | Procedure | HCPCS/CPT |
| 37220 | Revascularization, endovascular, open or percutaneous, iliac artery, unilateral, initial vessel; with transluminal angioplasty | Procedure | HCPCS/CPT |
| 37221 | Revascularization, endovascular, open or percutaneous, iliac artery, unilateral, initial vessel; with transluminal stent placement(s), includes angioplasty within the same vessel, when performed | Procedure | HCPCS/CPT |
| 37222 | Revascularization, endovascular, open or percutaneous, iliac artery, each additional ipsilateral iliac vessel; with transluminal angioplasty (List separately in addition to code for primary procedure) | Procedure | HCPCS/CPT |
| 37223 | Revascularization, endovascular, open or percutaneous, iliac artery, each additional ipsilateral iliac vessel; with transluminal stent placement(s), includes angioplasty within the same vessel, when performed (List separately in addition to code for primary procedure) | Procedure | HCPCS/CPT |
| 37224 | Revascularization, endovascular, open or percutaneous, femoral, popliteal artery(s), unilateral; with transluminal angioplasty | Procedure | HCPCS/CPT |
| 37225 | Revascularization, endovascular, open or percutaneous, femoral, popliteal artery(s), unilateral; with atherectomy, includes angioplasty within the same vessel, when performed | Procedure | HCPCS/CPT |
| 37226 | Revascularization, endovascular, open or percutaneous, femoral, popliteal artery(s), unilateral; with transluminal stent placement(s), includes angioplasty within the same vessel, when performed | Procedure | HCPCS/CPT |
| 37227 | Revascularization, endovascular, open or percutaneous, femoral, popliteal artery(s), unilateral; with transluminal stent placement(s) and atherectomy, includes angioplasty within the same vessel, when performed | Procedure | HCPCS/CPT |
| 37228 | Revascularization, endovascular, open or percutaneous, tibial, peroneal artery, unilateral, initial vessel; with transluminal angioplasty | Procedure | HCPCS/CPT |

Appendix C.1. List of RxNorm Concept Unique Identifier (RXCUI), Logical Observation Identifiers Names and Codes (LOINC), International Classification of Diseases, Tenth Revision, Clinical Modification (ICD-10-CM), International Classification of Diseases, Tenth Revision, Procedure Coding System (ICD-10-PCS), Healthcare Common Procedure Coding System (HCPCS), and Current Procedural Terminology (CPT) Codes Used to Define Baseline Characteristics for this Request

| Code | Description | Code Category | Code Type |
|-------------|---|----------------------|------------------|
| 37229 | Revascularization, endovascular, open or percutaneous, tibial, peroneal artery, unilateral, initial vessel; with atherectomy, includes angioplasty within the same vessel, when performed | Procedure | HCPCS/CPT |
| 37230 | Revascularization, endovascular, open or percutaneous, tibial, peroneal artery, unilateral, initial vessel; with transluminal stent placement(s), includes angioplasty within the same vessel, when performed | Procedure | HCPCS/CPT |
| 37231 | Revascularization, endovascular, open or percutaneous, tibial, peroneal artery, unilateral, initial vessel; with transluminal stent placement(s) and atherectomy, includes angioplasty within the same vessel, when performed | Procedure | HCPCS/CPT |
| 37232 | Revascularization, endovascular, open or percutaneous, tibial/peroneal artery, unilateral, each additional vessel; with transluminal angioplasty (List separately in addition to code for | Procedure | HCPCS/CPT |
| 37233 | Revascularization, endovascular, open or percutaneous, tibial/peroneal artery, unilateral, each additional vessel; with atherectomy, includes angioplasty within the same vessel, when performed (List separately in addition to code for primary procedure) | Procedure | HCPCS/CPT |
| 37234 | Revascularization, endovascular, open or percutaneous, tibial/peroneal artery, unilateral, each additional vessel; with transluminal stent placement(s), includes angioplasty within the same vessel, when performed (List separately in addition to code for | Procedure | HCPCS/CPT |
| 37235 | Revascularization, endovascular, open or percutaneous, tibial/peroneal artery, unilateral, each additional vessel; with transluminal stent placement(s) and atherectomy, includes angioplasty within the same vessel, when performed (List separately in addition to code for primary procedure) | Procedure | HCPCS/CPT |
| 37236 | Transcatheter placement of an intravascular stent(s) (except lower extremity artery(s) for occlusive disease, cervical carotid, extracranial vertebral or intrathoracic carotid, intracranial, or coronary), open or percutaneous, including radiological supervision and interpretation and including all angioplasty within the same vessel, when performed; initial artery | Procedure | HCPCS/CPT |
| 37237 | Transcatheter placement of an intravascular stent(s) (except lower extremity artery(s) for occlusive disease, cervical carotid, extracranial vertebral or intrathoracic carotid, intracranial, or coronary), open or percutaneous, including radiological supervision and interpretation and including all angioplasty within the same vessel, when performed; each additional artery (List separately in addition to code for primary procedure) | Procedure | HCPCS/CPT |

Appendix C.1. List of RxNorm Concept Unique Identifier (RXCUI), Logical Observation Identifiers Names and Codes (LOINC), International Classification of Diseases, Tenth Revision, Clinical Modification (ICD-10-CM), International Classification of Diseases, Tenth Revision, Procedure Coding System (ICD-10-PCS), Healthcare Common Procedure Coding System (HCPCS), and Current Procedural Terminology (CPT) Codes Used to Define Baseline Characteristics for this Request

| Code | Description | Code Category | Code Type |
|-------------|--|----------------------|------------------|
| 37238 | Transcatheter placement of an intravascular stent(s), open or percutaneous, including radiological supervision and interpretation and including angioplasty within the same vessel, when performed; initial vein | Procedure | HCPCS/CPT |
| 37239 | Transcatheter placement of an intravascular stent(s), open or percutaneous, including radiological supervision and interpretation and including angioplasty within the same vessel, when performed; each additional vein (List separately in addition to code for primary procedure) | Procedure | HCPCS/CPT |
| 37246 | Transluminal balloon angioplasty (except lower extremity artery(ies) for occlusive disease, intracranial, coronary, pulmonary, or dialysis circuit), open or percutaneous, including all imaging and radiological supervision and interpretation necessary to perform the angioplasty within the same artery; initial artery | Procedure | HCPCS/CPT |
| 37247 | Transluminal balloon angioplasty (except lower extremity artery(ies) for occlusive disease, intracranial, coronary, pulmonary, or dialysis circuit), open or percutaneous, including all imaging and radiological supervision and interpretation necessary to perform the angioplasty within the same artery; each additional artery (List separately in addition to code for primary procedure) | Procedure | HCPCS/CPT |
| 37248 | Transluminal balloon angioplasty (except dialysis circuit), open or percutaneous, including all imaging and radiological supervision and interpretation necessary to perform the angioplasty within the same vein; initial vein | Procedure | HCPCS/CPT |
| 37249 | Transluminal balloon angioplasty (except dialysis circuit), open or percutaneous, including all imaging and radiological supervision and interpretation necessary to perform the angioplasty within the same vein; each additional vein (List separately in addition to code for primary procedure) | Procedure | HCPCS/CPT |
| 61630 | Balloon angioplasty, intracranial (eg, atherosclerotic stenosis), percutaneous | Procedure | HCPCS/CPT |
| 61635 | Transcatheter placement of intravascular stent(s), intracranial (eg, atherosclerotic stenosis), including balloon angioplasty, if performed | Procedure | HCPCS/CPT |
| 75962 | Transluminal balloon angioplasty, peripheral artery other than renal, or other visceral artery, iliac or lower extremity, radiological supervision and interpretation | Procedure | HCPCS/CPT |
| 75963 | Percutaneous Transluminal Angioplasty, Any Method, Peripheral Artery; Complete Procedure | Procedure | HCPCS/CPT |

Appendix C.1. List of RxNorm Concept Unique Identifier (RXCUI), Logical Observation Identifiers Names and Codes (LOINC), International Classification of Diseases, Tenth Revision, Clinical Modification (ICD-10-CM), International Classification of Diseases, Tenth Revision, Procedure Coding System (ICD-10-PCS), Healthcare Common Procedure Coding System (HCPCS), and Current Procedural Terminology (CPT) Codes Used to Define Baseline Characteristics for this Request

| Code | Description | Code Category | Code Type |
|-------------|--|----------------------|------------------|
| 75964 | Transluminal balloon angioplasty, each additional peripheral artery other than renal or other visceral artery, iliac or lower extremity, radiological supervision and interpretation (List separately in addition to code for primary procedure) | Procedure | HCPCS/CPT |
| 75965 | Percutaneous Transluminal Angioplasty, Any Method, Each Additional Peripheral Artery; Complete Procedure | Procedure | HCPCS/CPT |
| 75966 | Transluminal balloon angioplasty, renal or other visceral artery, radiological supervision and interpretation | Procedure | HCPCS/CPT |
| 75967 | Percutaneous Transluminal Angioplasty, Any Method, Renal Or Other Visceral Artery; Complete Procedure | Procedure | HCPCS/CPT |
| 75968 | Transluminal balloon angioplasty, each additional visceral artery, radiological supervision and interpretation (List separately in addition to code for primary procedure) | Procedure | HCPCS/CPT |
| 75969 | Percutaneous Transluminal Angioplasty, Any Method, Each Additional Visceral Artery; Complete Procedure | Procedure | HCPCS/CPT |
| 75970 | Transcatheter biopsy, radiological supervision and interpretation | Procedure | HCPCS/CPT |
| 75972 | Percutaneous Transluminal Angioplasty, Unilateral; | Procedure | HCPCS/CPT |
| 75973 | Percutaneous Transluminal Angioplasty, Unilateral; | Procedure | HCPCS/CPT |
| 75974 | Percutaneous Transluminal Angioplasty, Bilateral, Single Catheter; | Procedure | HCPCS/CPT |
| 75975 | Percutaneous Transluminal Angioplasty, Bilateral, Single Catheter; | Procedure | HCPCS/CPT |
| 75976 | Percutaneous Transluminal Angioplasty, Bilateral, Dual Catheters; | Procedure | HCPCS/CPT |
| 75977 | Percutaneous Transluminal Angioplasty, Bilateral, Dual Catheters; | Procedure | HCPCS/CPT |
| 75978 | Transluminal balloon angioplasty, venous (eg, subclavian stenosis), radiological supervision and interpretation | Procedure | HCPCS/CPT |
| 75979 | Percutaneous Transluminal Angioplasty, Venous (eg, Subclavian Stenosis); Complete Procedure | Procedure | HCPCS/CPT |
| 92920 | Percutaneous transluminal coronary angioplasty; single major coronary artery or branch | Procedure | HCPCS/CPT |
| 92921 | Percutaneous transluminal coronary angioplasty; each additional branch of a major coronary artery (List separately in addition to code for primary procedure) | Procedure | HCPCS/CPT |
| 92924 | Percutaneous transluminal coronary atherectomy, with coronary angioplasty when performed; single major coronary artery or branch | Procedure | HCPCS/CPT |
| 92925 | Percutaneous transluminal coronary atherectomy, with coronary angioplasty when performed; each additional branch of a major coronary artery (List separately in addition to code for primary procedure) | Procedure | HCPCS/CPT |
| 92928 | Percutaneous transcatheter placement of intracoronary stent(s), with coronary angioplasty when performed; single major coronary artery or branch | Procedure | HCPCS/CPT |

Appendix C.1. List of RxNorm Concept Unique Identifier (RXCUI), Logical Observation Identifiers Names and Codes (LOINC), International Classification of Diseases, Tenth Revision, Clinical Modification (ICD-10-CM), International Classification of Diseases, Tenth Revision, Procedure Coding System (ICD-10-PCS), Healthcare Common Procedure Coding System (HCPCS), and Current Procedural Terminology (CPT) Codes Used to Define Baseline Characteristics for this Request

| Code | Description | Code Category | Code Type |
|-------------|---|----------------------|------------------|
| 92929 | Percutaneous transcatheter placement of intracoronary stent(s), with coronary angioplasty when performed; each additional branch of a major coronary artery (List separately in addition to code for primary procedure) | Procedure | HCPCS/CPT |
| 92933 | Percutaneous transluminal coronary atherectomy, with intracoronary stent, with coronary angioplasty when performed; single major coronary artery or branch | Procedure | HCPCS/CPT |
| 92934 | Percutaneous transluminal coronary atherectomy, with intracoronary stent, with coronary angioplasty when performed; each additional branch of a major coronary artery (List separately in addition to code for primary procedure) | Procedure | HCPCS/CPT |
| 92937 | Percutaneous transluminal revascularization of or through coronary artery bypass graft (internal mammary, free arterial, venous), any combination of intracoronary stent, atherectomy and angioplasty, including distal protection when performed; single vessel | Procedure | HCPCS/CPT |
| 92938 | Percutaneous transluminal revascularization of or through coronary artery bypass graft (internal mammary, free arterial, venous), any combination of intracoronary stent, atherectomy and angioplasty, including distal protection when performed; each additional branch subtended by the bypass graft (List separately in addition to code for primary procedure) | Procedure | HCPCS/CPT |
| 92941 | Percutaneous transluminal revascularization of acute total/subtotal occlusion during acute myocardial infarction, coronary artery or coronary artery bypass graft, any combination of intracoronary stent, atherectomy and angioplasty, including aspiration thrombectomy when performed, single vessel | Procedure | HCPCS/CPT |
| 92943 | Percutaneous transluminal revascularization of chronic total occlusion, coronary artery, coronary artery branch, or coronary artery bypass graft, any combination of intracoronary stent, atherectomy and angioplasty; single vessel | Procedure | HCPCS/CPT |
| 92944 | Percutaneous transluminal revascularization of chronic total occlusion, coronary artery, coronary artery branch, or coronary artery bypass graft, any combination of intracoronary stent, atherectomy and angioplasty; each additional coronary artery, coronary artery branch, or bypass graft (List separately in addition to code for primary procedure) | Procedure | HCPCS/CPT |
| 92973 | Percutaneous transluminal coronary thrombectomy mechanical (List separately in addition to code for primary procedure) | Procedure | HCPCS/CPT |
| 92974 | Transcatheter placement of radiation delivery device for subsequent coronary intravascular brachytherapy (List separately in addition to code for primary procedure) | Procedure | HCPCS/CPT |

Appendix C.1. List of RxNorm Concept Unique Identifier (RXCUI), Logical Observation Identifiers Names and Codes (LOINC), International Classification of Diseases, Tenth Revision, Clinical Modification (ICD-10-CM), International Classification of Diseases, Tenth Revision, Procedure Coding System (ICD-10-PCS), Healthcare Common Procedure Coding System (HCPCS), and Current Procedural Terminology (CPT) Codes Used to Define Baseline Characteristics for this Request

| Code | Description | Code Category | Code Type |
|-------------|--|----------------------|------------------|
| 92977 | Thrombolysis, coronary; by intravenous infusion | Procedure | HCPCS/CPT |
| 92980 | Transcatheter placement of an intracoronary stent(s), percutaneous, with or without other therapeutic intervention, any method; single vessel | Procedure | HCPCS/CPT |
| 92981 | Transcatheter placement of an intracoronary stent(s), percutaneous, with or without other therapeutic intervention, any method; each additional vessel (List separately in addition to code for primary procedure) | Procedure | HCPCS/CPT |
| 92982 | Percutaneous transluminal coronary balloon angioplasty; single vessel | Procedure | HCPCS/CPT |
| 92984 | Percutaneous transluminal coronary balloon angioplasty; each additional vessel (List separately in addition to code for primary procedure) | Procedure | HCPCS/CPT |
| 92995 | Percutaneous transluminal coronary atherectomy, by mechanical or other method, with or without balloon angioplasty; single vessel | Procedure | HCPCS/CPT |
| 92996 | Percutaneous transluminal coronary atherectomy, by mechanical or other method, with or without balloon angioplasty; each additional vessel (List separately in addition to code for primary procedure) | Procedure | HCPCS/CPT |
| 92997 | Percutaneous transluminal pulmonary artery balloon angioplasty; single vessel | Procedure | HCPCS/CPT |
| 92998 | Percutaneous transluminal pulmonary artery balloon angioplasty; each additional vessel (List separately in addition to code for primary procedure) | Procedure | HCPCS/CPT |
| 93452 | Left heart catheterization including intraprocedural injection(s) for left ventriculography, imaging supervision and interpretation, when performed | Procedure | HCPCS/CPT |
| 93453 | Combined right and left heart catheterization including intraprocedural injection(s) for left ventriculography, imaging supervision and interpretation, when performed | Procedure | HCPCS/CPT |
| 93454 | Catheter placement in coronary artery(s) for coronary angiography, including intraprocedural injection(s) for coronary angiography, imaging supervision and interpretation; | Procedure | HCPCS/CPT |
| 93455 | Catheter placement in coronary artery(s) for coronary angiography, including intraprocedural injection(s) for coronary angiography, imaging supervision and interpretation; with catheter placement(s) in bypass graft(s) (internal mammary, free arterial, venous grafts) including intraprocedural injection(s) for bypass graft angiography | Procedure | HCPCS/CPT |
| 93456 | Catheter placement in coronary artery(s) for coronary angiography, including intraprocedural injection(s) for coronary angiography, imaging supervision and interpretation; with right heart | Procedure | HCPCS/CPT |

Appendix C.1. List of RxNorm Concept Unique Identifier (RXCUI), Logical Observation Identifiers Names and Codes (LOINC), International Classification of Diseases, Tenth Revision, Clinical Modification (ICD-10-CM), International Classification of Diseases, Tenth Revision, Procedure Coding System (ICD-10-PCS), Healthcare Common Procedure Coding System (HCPCS), and Current Procedural Terminology (CPT) Codes Used to Define Baseline Characteristics for this Request

| Code | Description | Code Category | Code Type |
|-------------|--|----------------------|------------------|
| 93457 | Catheter placement in coronary artery(s) for coronary angiography, including intraprocedural injection(s) for coronary angiography, imaging supervision and interpretation; with catheter placement(s) in bypass graft(s) (internal mammary, free arterial, venous grafts) including intraprocedural injection(s) for bypass graft angiography and right heart catheterization | Procedure | HCPCS/CPT |
| 93458 | Catheter placement in coronary artery(s) for coronary angiography, including intraprocedural injection(s) for coronary angiography, imaging supervision and interpretation; with left heart catheterization including intraprocedural injection(s) for left ventriculography, when | Procedure | HCPCS/CPT |
| 93459 | Catheter placement in coronary artery(s) for coronary angiography, including intraprocedural injection(s) for coronary angiography, imaging supervision and interpretation; with left heart catheterization including intraprocedural injection(s) for left ventriculography, when performed, catheter placement(s) in bypass graft(s) (internal | Procedure | HCPCS/CPT |
| 93460 | mammary, free arterial, venous grafts) with bypass graft angiography Catheter placement in coronary artery(s) for coronary angiography, including intraprocedural injection(s) for coronary angiography, imaging supervision and interpretation; with right and left heart catheterization including intraprocedural injection(s) for left | Procedure | HCPCS/CPT |
| 93461 | ventriculography, when performed Catheter placement in coronary artery(s) for coronary angiography, including intraprocedural injection(s) for coronary angiography, imaging supervision and interpretation; with right and left heart catheterization including intraprocedural injection(s) for left | Procedure | HCPCS/CPT |
| 0210083 | ventriculography, when performed, catheter placement(s) in bypass graft(s) (internal mammary, free arterial, venous grafts) with bypass Bypass Coronary Artery, One Artery from Coronary Artery with Zooplasic Tissue, Open Approach | Procedure | ICD-10-PCS |
| 0210088 | Bypass Coronary Artery, One Artery from Right Internal Mammary with Zooplasic Tissue, Open Approach | Procedure | ICD-10-PCS |
| 0210089 | Bypass Coronary Artery, One Artery from Left Internal Mammary with Zooplasic Tissue, Open Approach | Procedure | ICD-10-PCS |
| 0210093 | Bypass Coronary Artery, One Artery from Coronary Artery with Autologous Venous Tissue, Open Approach | Procedure | ICD-10-PCS |
| 0210098 | Bypass Coronary Artery, One Artery from Right Internal Mammary with Autologous Venous Tissue, Open Approach | Procedure | ICD-10-PCS |
| 0210099 | Bypass Coronary Artery, One Artery from Left Internal Mammary with Autologous Venous Tissue, Open Approach | Procedure | ICD-10-PCS |

Appendix C.1. List of RxNorm Concept Unique Identifier (RXCUI), Logical Observation Identifiers Names and Codes (LOINC), International Classification of Diseases, Tenth Revision, Clinical Modification (ICD-10-CM), International Classification of Diseases, Tenth Revision, Procedure Coding System (ICD-10-PCS), Healthcare Common Procedure Coding System (HCPCS), and Current Procedural Terminology (CPT) Codes Used to Define Baseline Characteristics for this Request

| Code | Description | Code Category | Code Type |
|-------------|--|----------------------|------------------|
| 0210483 | Bypass Coronary Artery, One Artery from Coronary Artery with Zooplastic Tissue, Percutaneous Endoscopic Approach | Procedure | ICD-10-PCS |
| 0210488 | Bypass Coronary Artery, One Artery from Right Internal Mammary with Zooplastic Tissue, Percutaneous Endoscopic Approach | Procedure | ICD-10-PCS |
| 0210489 | Bypass Coronary Artery, One Artery from Left Internal Mammary with Zooplastic Tissue, Percutaneous Endoscopic Approach | Procedure | ICD-10-PCS |
| 0210493 | Bypass Coronary Artery, One Artery from Coronary Artery with Autologous Venous Tissue, Percutaneous Endoscopic Approach | Procedure | ICD-10-PCS |
| 0210498 | Bypass Coronary Artery, One Artery from Right Internal Mammary with Autologous Venous Tissue, Percutaneous Endoscopic Approach | Procedure | ICD-10-PCS |
| 0210499 | Bypass Coronary Artery, One Artery from Left Internal Mammary with Autologous Venous Tissue, Percutaneous Endoscopic Approach | Procedure | ICD-10-PCS |
| 0211083 | Bypass Coronary Artery, Two Arteries from Coronary Artery with Zooplastic Tissue, Open Approach | Procedure | ICD-10-PCS |
| 0211088 | Bypass Coronary Artery, Two Arteries from Right Internal Mammary with Zooplastic Tissue, Open Approach | Procedure | ICD-10-PCS |
| 0211089 | Bypass Coronary Artery, Two Arteries from Left Internal Mammary with Zooplastic Tissue, Open Approach | Procedure | ICD-10-PCS |
| 0211093 | Bypass Coronary Artery, Two Arteries from Coronary Artery with Autologous Venous Tissue, Open Approach | Procedure | ICD-10-PCS |
| 0211098 | Bypass Coronary Artery, Two Arteries from Right Internal Mammary with Autologous Venous Tissue, Open Approach | Procedure | ICD-10-PCS |
| 0211099 | Bypass Coronary Artery, Two Arteries from Left Internal Mammary with Autologous Venous Tissue, Open Approach | Procedure | ICD-10-PCS |
| 0211483 | Bypass Coronary Artery, Two Arteries from Coronary Artery with Zooplastic Tissue, Percutaneous Endoscopic Approach | Procedure | ICD-10-PCS |
| 0211488 | Bypass Coronary Artery, Two Arteries from Right Internal Mammary with Zooplastic Tissue, Percutaneous Endoscopic Approach | Procedure | ICD-10-PCS |
| 0211489 | Bypass Coronary Artery, Two Arteries from Left Internal Mammary with Zooplastic Tissue, Percutaneous Endoscopic Approach | Procedure | ICD-10-PCS |
| 0211493 | Bypass Coronary Artery, Two Arteries from Coronary Artery with Autologous Venous Tissue, Percutaneous Endoscopic Approach | Procedure | ICD-10-PCS |
| 0211498 | Bypass Coronary Artery, Two Arteries from Right Internal Mammary with Autologous Venous Tissue, Percutaneous Endoscopic Approach | Procedure | ICD-10-PCS |
| 0211499 | Bypass Coronary Artery, Two Arteries from Left Internal Mammary with Autologous Venous Tissue, Percutaneous Endoscopic Approach | Procedure | ICD-10-PCS |
| 0212083 | Bypass Coronary Artery, Three Arteries from Coronary Artery with Zooplastic Tissue, Open Approach | Procedure | ICD-10-PCS |
| 0212088 | Bypass Coronary Artery, Three Arteries from Right Internal Mammary with Zooplastic Tissue, Open Approach | Procedure | ICD-10-PCS |

Appendix C.1. List of RxNorm Concept Unique Identifier (RXCUI), Logical Observation Identifiers Names and Codes (LOINC), International Classification of Diseases, Tenth Revision, Clinical Modification (ICD-10-CM), International Classification of Diseases, Tenth Revision, Procedure Coding System (ICD-10-PCS), Healthcare Common Procedure Coding System (HCPCS), and Current Procedural Terminology (CPT) Codes Used to Define Baseline Characteristics for this Request

| Code | Description | Code Category | Code Type |
|-------------|--|----------------------|------------------|
| 0212089 | Bypass Coronary Artery, Three Arteries from Left Internal Mammary with Zooplastic Tissue, Open Approach | Procedure | ICD-10-PCS |
| 0212093 | Bypass Coronary Artery, Three Arteries from Coronary Artery with Autologous Venous Tissue, Open Approach | Procedure | ICD-10-PCS |
| 0212098 | Bypass Coronary Artery, Three Arteries from Right Internal Mammary with Autologous Venous Tissue, Open Approach | Procedure | ICD-10-PCS |
| 0212099 | Bypass Coronary Artery, Three Arteries from Left Internal Mammary with Autologous Venous Tissue, Open Approach | Procedure | ICD-10-PCS |
| 0212483 | Bypass Coronary Artery, Three Arteries from Coronary Artery with Zooplastic Tissue, Percutaneous Endoscopic Approach | Procedure | ICD-10-PCS |
| 0212488 | Bypass Coronary Artery, Three Arteries from Right Internal Mammary with Zooplastic Tissue, Percutaneous Endoscopic Approach | Procedure | ICD-10-PCS |
| 0212489 | Bypass Coronary Artery, Three Arteries from Left Internal Mammary with Zooplastic Tissue, Percutaneous Endoscopic Approach | Procedure | ICD-10-PCS |
| 0212493 | Bypass Coronary Artery, Three Arteries from Coronary Artery with Autologous Venous Tissue, Percutaneous Endoscopic Approach | Procedure | ICD-10-PCS |
| 0212498 | Bypass Coronary Artery, Three Arteries from Right Internal Mammary with Autologous Venous Tissue, Percutaneous Endoscopic Approach | Procedure | ICD-10-PCS |
| 0212499 | Bypass Coronary Artery, Three Arteries from Left Internal Mammary with Autologous Venous Tissue, Percutaneous Endoscopic Approach | Procedure | ICD-10-PCS |
| 0213083 | Bypass Coronary Artery, Four or More Arteries from Coronary Artery with Zooplastic Tissue, Open Approach | Procedure | ICD-10-PCS |
| 0213088 | Bypass Coronary Artery, Four or More Arteries from Right Internal Mammary with Zooplastic Tissue, Open Approach | Procedure | ICD-10-PCS |
| 0213089 | Bypass Coronary Artery, Four or More Arteries from Left Internal Mammary with Zooplastic Tissue, Open Approach | Procedure | ICD-10-PCS |
| 0213093 | Bypass Coronary Artery, Four or More Arteries from Coronary Artery with Autologous Venous Tissue, Open Approach | Procedure | ICD-10-PCS |
| 0213098 | Bypass Coronary Artery, Four or More Arteries from Right Internal Mammary with Autologous Venous Tissue, Open Approach | Procedure | ICD-10-PCS |
| 0213099 | Bypass Coronary Artery, Four or More Arteries from Left Internal Mammary with Autologous Venous Tissue, Open Approach | Procedure | ICD-10-PCS |
| 0213483 | Bypass Coronary Artery, Four or More Arteries from Coronary Artery with Zooplastic Tissue, Percutaneous Endoscopic Approach | Procedure | ICD-10-PCS |
| 0213488 | Bypass Coronary Artery, Four or More Arteries from Right Internal Mammary with Zooplastic Tissue, Percutaneous Endoscopic Approach | Procedure | ICD-10-PCS |
| 0213489 | Bypass Coronary Artery, Four or More Arteries from Left Internal Mammary with Zooplastic Tissue, Percutaneous Endoscopic Approach | Procedure | ICD-10-PCS |
| 0213493 | Bypass Coronary Artery, Four or More Arteries from Coronary Artery with Autologous Venous Tissue, Percutaneous Endoscopic Approach | Procedure | ICD-10-PCS |

Appendix C.1. List of RxNorm Concept Unique Identifier (RXCUI), Logical Observation Identifiers Names and Codes (LOINC), International Classification of Diseases, Tenth Revision, Clinical Modification (ICD-10-CM), International Classification of Diseases, Tenth Revision, Procedure Coding System (ICD-10-PCS), Healthcare Common Procedure Coding System (HCPCS), and Current Procedural Terminology (CPT) Codes Used to Define Baseline Characteristics for this Request

| Code | Description | Code Category | Code Type |
|-------------|---|----------------------|------------------|
| 0213498 | Bypass Coronary Artery, Four or More Arteries from Right Internal Mammary with Autologous Venous Tissue, Percutaneous Endoscopic Approach | Procedure | ICD-10-PCS |
| 0213499 | Bypass Coronary Artery, Four or More Arteries from Left Internal Mammary with Autologous Venous Tissue, Percutaneous Endoscopic Approach | Procedure | ICD-10-PCS |
| 0270046 | Dilation of Coronary Artery, One Artery, Bifurcation, with Drug-eluting Intraluminal Device, Open Approach | Procedure | ICD-10-PCS |
| 0270056 | Dilation of Coronary Artery, One Artery, Bifurcation, with Two Drug-eluting Intraluminal Devices, Open Approach | Procedure | ICD-10-PCS |
| 0270066 | Dilation of Coronary Artery, One Artery, Bifurcation, with Three Drug-eluting Intraluminal Devices, Open Approach | Procedure | ICD-10-PCS |
| 0270076 | Dilation of Coronary Artery, One Artery, Bifurcation, with Four or More Drug-eluting Intraluminal Devices, Open Approach | Procedure | ICD-10-PCS |
| 0270346 | Dilation of Coronary Artery, One Artery, Bifurcation, with Drug-eluting Intraluminal Device, Percutaneous Approach | Procedure | ICD-10-PCS |
| 0270356 | Dilation of Coronary Artery, One Artery, Bifurcation, with Two Drug-eluting Intraluminal Devices, Percutaneous Approach | Procedure | ICD-10-PCS |
| 0270366 | Dilation of Coronary Artery, One Artery, Bifurcation, with Three Drug-eluting Intraluminal Devices, Percutaneous Approach | Procedure | ICD-10-PCS |
| 0270376 | Dilation of Coronary Artery, One Artery, Bifurcation, with Four or More Drug-eluting Intraluminal Devices, Percutaneous Approach | Procedure | ICD-10-PCS |
| 0270446 | Dilation of Coronary Artery, One Artery, Bifurcation, with Drug-eluting Intraluminal Device, Percutaneous Endoscopic Approach | Procedure | ICD-10-PCS |
| 0270456 | Dilation of Coronary Artery, One Artery, Bifurcation, with Two Drug-eluting Intraluminal Devices, Percutaneous Endoscopic Approach | Procedure | ICD-10-PCS |
| 0270466 | Dilation of Coronary Artery, One Artery, Bifurcation, with Three Drug-eluting Intraluminal Devices, Percutaneous Endoscopic Approach | Procedure | ICD-10-PCS |
| 0270476 | Dilation of Coronary Artery, One Artery, Bifurcation, with Four or More Drug-eluting Intraluminal Devices, Percutaneous Endoscopic Approach | Procedure | ICD-10-PCS |
| 0271046 | Dilation of Coronary Artery, Two Arteries, Bifurcation, with Drug-eluting Intraluminal Device, Open Approach | Procedure | ICD-10-PCS |
| 0271056 | Dilation of Coronary Artery, Two Arteries, Bifurcation, with Two Drug-eluting Intraluminal Devices, Open Approach | Procedure | ICD-10-PCS |
| 0271066 | Dilation of Coronary Artery, Two Arteries, Bifurcation, with Three Drug-eluting Intraluminal Devices, Open Approach | Procedure | ICD-10-PCS |
| 0271076 | Dilation of Coronary Artery, Two Arteries, Bifurcation, with Four or More Drug-eluting Intraluminal Devices, Open Approach | Procedure | ICD-10-PCS |
| 0271346 | Dilation of Coronary Artery, Two Arteries, Bifurcation, with Drug-eluting Intraluminal Device, Percutaneous Approach | Procedure | ICD-10-PCS |

Appendix C.1. List of RxNorm Concept Unique Identifier (RXCUI), Logical Observation Identifiers Names and Codes (LOINC), International Classification of Diseases, Tenth Revision, Clinical Modification (ICD-10-CM), International Classification of Diseases, Tenth Revision, Procedure Coding System (ICD-10-PCS), Healthcare Common Procedure Coding System (HCPCS), and Current Procedural Terminology (CPT) Codes Used to Define Baseline Characteristics for this Request

| Code | Description | Code Category | Code Type |
|-------------|---|----------------------|------------------|
| 0271356 | Dilation of Coronary Artery, Two Arteries, Bifurcation, with Two Drug-eluting Intraluminal Devices, Percutaneous Approach | Procedure | ICD-10-PCS |
| 0271366 | Dilation of Coronary Artery, Two Arteries, Bifurcation, with Three Drug-eluting Intraluminal Devices, Percutaneous Approach | Procedure | ICD-10-PCS |
| 0271376 | Dilation of Coronary Artery, Two Arteries, Bifurcation, with Four or More Drug-eluting Intraluminal Devices, Percutaneous Approach | Procedure | ICD-10-PCS |
| 0271446 | Dilation of Coronary Artery, Two Arteries, Bifurcation, with Drug-eluting Intraluminal Device, Percutaneous Endoscopic Approach | Procedure | ICD-10-PCS |
| 0271456 | Dilation of Coronary Artery, Two Arteries, Bifurcation, with Two Drug-eluting Intraluminal Devices, Percutaneous Endoscopic Approach | Procedure | ICD-10-PCS |
| 0271466 | Dilation of Coronary Artery, Two Arteries, Bifurcation, with Three Drug-eluting Intraluminal Devices, Percutaneous Endoscopic Approach | Procedure | ICD-10-PCS |
| 0271476 | Dilation of Coronary Artery, Two Arteries, Bifurcation, with Four or More Drug-eluting Intraluminal Devices, Percutaneous Endoscopic Approach | Procedure | ICD-10-PCS |
| 0272046 | Dilation of Coronary Artery, Three Arteries, Bifurcation, with Drug-eluting Intraluminal Device, Open Approach | Procedure | ICD-10-PCS |
| 0272056 | Dilation of Coronary Artery, Three Arteries, Bifurcation, with Two Drug-eluting Intraluminal Devices, Open Approach | Procedure | ICD-10-PCS |
| 0272066 | Dilation of Coronary Artery, Three Arteries, Bifurcation, with Three Drug-eluting Intraluminal Devices, Open Approach | Procedure | ICD-10-PCS |
| 0272076 | Dilation of Coronary Artery, Three Arteries, Bifurcation, with Four or More Drug-eluting Intraluminal Devices, Open Approach | Procedure | ICD-10-PCS |
| 0272346 | Dilation of Coronary Artery, Three Arteries, Bifurcation, with Drug-eluting Intraluminal Device, Percutaneous Approach | Procedure | ICD-10-PCS |
| 0272356 | Dilation of Coronary Artery, Three Arteries, Bifurcation, with Two Drug-eluting Intraluminal Devices, Percutaneous Approach | Procedure | ICD-10-PCS |
| 0272366 | Dilation of Coronary Artery, Three Arteries, Bifurcation, with Three Drug-eluting Intraluminal Devices, Percutaneous Approach | Procedure | ICD-10-PCS |
| 0272376 | Dilation of Coronary Artery, Three Arteries, Bifurcation, with Four or More Drug-eluting Intraluminal Devices, Percutaneous Approach | Procedure | ICD-10-PCS |
| 0272446 | Dilation of Coronary Artery, Three Arteries, Bifurcation, with Drug-eluting Intraluminal Device, Percutaneous Endoscopic Approach | Procedure | ICD-10-PCS |
| 0272456 | Dilation of Coronary Artery, Three Arteries, Bifurcation, with Two Drug-eluting Intraluminal Devices, Percutaneous Endoscopic Approach | Procedure | ICD-10-PCS |
| 0272466 | Dilation of Coronary Artery, Three Arteries, Bifurcation, with Three Drug-eluting Intraluminal Devices, Percutaneous Endoscopic Approach | Procedure | ICD-10-PCS |
| 0272476 | Dilation of Coronary Artery, Three Arteries, Bifurcation, with Four or More Drug-eluting Intraluminal Devices, Percutaneous Endoscopic Approach | Procedure | ICD-10-PCS |

Appendix C.1. List of RxNorm Concept Unique Identifier (RXCUI), Logical Observation Identifiers Names and Codes (LOINC), International Classification of Diseases, Tenth Revision, Clinical Modification (ICD-10-CM), International Classification of Diseases, Tenth Revision, Procedure Coding System (ICD-10-PCS), Healthcare Common Procedure Coding System (HCPCS), and Current Procedural Terminology (CPT) Codes Used to Define Baseline Characteristics for this Request

| Code | Description | Code Category | Code Type |
|-------------|--|----------------------|------------------|
| 0273046 | Dilation of Coronary Artery, Four or More Arteries, Bifurcation, with Drug-eluting Intraluminal Device, Open Approach | Procedure | ICD-10-PCS |
| 0273056 | Dilation of Coronary Artery, Four or More Arteries, Bifurcation, with Two Drug-eluting Intraluminal Devices, Open Approach | Procedure | ICD-10-PCS |
| 0273066 | Dilation of Coronary Artery, Four or More Arteries, Bifurcation, with Three Drug-eluting Intraluminal Devices, Open Approach | Procedure | ICD-10-PCS |
| 0273076 | Dilation of Coronary Artery, Four or More Arteries, Bifurcation, with Four or More Drug-eluting Intraluminal Devices, Open Approach | Procedure | ICD-10-PCS |
| 0273346 | Dilation of Coronary Artery, Four or More Arteries, Bifurcation, with Drug-eluting Intraluminal Device, Percutaneous Approach | Procedure | ICD-10-PCS |
| 0273356 | Dilation of Coronary Artery, Four or More Arteries, Bifurcation, with Two Drug-eluting Intraluminal Devices, Percutaneous Approach | Procedure | ICD-10-PCS |
| 0273366 | Dilation of Coronary Artery, Four or More Arteries, Bifurcation, with Three Drug-eluting Intraluminal Devices, Percutaneous Approach | Procedure | ICD-10-PCS |
| 0273376 | Dilation of Coronary Artery, Four or More Arteries, Bifurcation, with Four or More Drug-eluting Intraluminal Devices, Percutaneous | Procedure | ICD-10-PCS |
| 0273446 | Dilation of Coronary Artery, Four or More Arteries, Bifurcation, with Drug-eluting Intraluminal Device, Percutaneous Endoscopic Approach | Procedure | ICD-10-PCS |
| 0273456 | Dilation of Coronary Artery, Four or More Arteries, Bifurcation, with Two Drug-eluting Intraluminal Devices, Percutaneous Endoscopic Approach | Procedure | ICD-10-PCS |
| 0273466 | Dilation of Coronary Artery, Four or More Arteries, Bifurcation, with Three Drug-eluting Intraluminal Devices, Percutaneous Endoscopic Approach | Procedure | ICD-10-PCS |
| 0273476 | Dilation of Coronary Artery, Four or More Arteries, Bifurcation, with Four or More Drug-eluting Intraluminal Devices, Percutaneous Endoscopic Approach | Procedure | ICD-10-PCS |
| 02700E6 | Dilation of Coronary Artery, One Artery, Bifurcation, with Two Intraluminal Devices, Open Approach | Procedure | ICD-10-PCS |
| 02703E6 | Dilation of Coronary Artery, One Artery, Bifurcation, with Two Intraluminal Devices, Percutaneous Approach | Procedure | ICD-10-PCS |
| 02704E6 | Dilation of Coronary Artery, One Artery, Bifurcation, with Two Intraluminal Devices, Percutaneous Endoscopic Approach | Procedure | ICD-10-PCS |
| 02710E6 | Dilation of Coronary Artery, Two Arteries, Bifurcation, with Two Intraluminal Devices, Open Approach | Procedure | ICD-10-PCS |
| 02713E6 | Dilation of Coronary Artery, Two Arteries, Bifurcation, with Two Intraluminal Devices, Percutaneous Approach | Procedure | ICD-10-PCS |
| 02714E6 | Dilation of Coronary Artery, Two Arteries, Bifurcation, with Two Intraluminal Devices, Percutaneous Endoscopic Approach | Procedure | ICD-10-PCS |

Appendix C.1. List of RxNorm Concept Unique Identifier (RXCUI), Logical Observation Identifiers Names and Codes (LOINC), International Classification of Diseases, Tenth Revision, Clinical Modification (ICD-10-CM), International Classification of Diseases, Tenth Revision, Procedure Coding System (ICD-10-PCS), Healthcare Common Procedure Coding System (HCPCS), and Current Procedural Terminology (CPT) Codes Used to Define Baseline Characteristics for this Request

| Code | Description | Code Category | Code Type |
|-------------|--|----------------------|------------------|
| 02720E6 | Dilation of Coronary Artery, Three Arteries, Bifurcation, with Two Intraluminal Devices, Open Approach | Procedure | ICD-10-PCS |
| 02723E6 | Dilation of Coronary Artery, Three Arteries, Bifurcation, with Two Intraluminal Devices, Percutaneous Approach | Procedure | ICD-10-PCS |
| 02724E6 | Dilation of Coronary Artery, Three Arteries, Bifurcation, with Two Intraluminal Devices, Percutaneous Endoscopic Approach | Procedure | ICD-10-PCS |
| 02730E6 | Dilation of Coronary Artery, Four or More Arteries, Bifurcation, with Two Intraluminal Devices, Open Approach | Procedure | ICD-10-PCS |
| 02733E6 | Dilation of Coronary Artery, Four or More Arteries, Bifurcation, with Two Intraluminal Devices, Percutaneous Approach | Procedure | ICD-10-PCS |
| 02734E6 | Dilation of Coronary Artery, Four or More Arteries, Bifurcation, with Two Intraluminal Devices, Percutaneous Endoscopic Approach | Procedure | ICD-10-PCS |
| 021008C | Bypass Coronary Artery, One Artery from Thoracic Artery with Zooplastic Tissue, Open Approach | Procedure | ICD-10-PCS |
| 021008F | Bypass Coronary Artery, One Artery from Abdominal Artery with Zooplastic Tissue, Open Approach | Procedure | ICD-10-PCS |
| 021008W | Bypass Coronary Artery, One Artery from Aorta with Zooplastic Tissue, Open Approach | Procedure | ICD-10-PCS |
| 021009C | Bypass Coronary Artery, One Artery from Thoracic Artery with Autologous Venous Tissue, Open Approach | Procedure | ICD-10-PCS |
| 021009F | Bypass Coronary Artery, One Artery from Abdominal Artery with Autologous Venous Tissue, Open Approach | Procedure | ICD-10-PCS |
| 021009W | Bypass Coronary Artery, One Artery from Aorta with Autologous Venous Tissue, Open Approach | Procedure | ICD-10-PCS |
| 02100A3 | Bypass Coronary Artery, One Artery from Coronary Artery with Autologous Arterial Tissue, Open Approach | Procedure | ICD-10-PCS |
| 02100A8 | Bypass Coronary Artery, One Artery from Right Internal Mammary with Autologous Arterial Tissue, Open Approach | Procedure | ICD-10-PCS |
| 02100A9 | Bypass Coronary Artery, One Artery from Left Internal Mammary with Autologous Arterial Tissue, Open Approach | Procedure | ICD-10-PCS |
| 02100AC | Bypass Coronary Artery, One Artery from Thoracic Artery with Autologous Arterial Tissue, Open Approach | Procedure | ICD-10-PCS |
| 02100AF | Bypass Coronary Artery, One Artery from Abdominal Artery with Autologous Arterial Tissue, Open Approach | Procedure | ICD-10-PCS |
| 02100AW | Bypass Coronary Artery, One Artery from Aorta with Autologous Arterial Tissue, Open Approach | Procedure | ICD-10-PCS |
| 02100J3 | Bypass Coronary Artery, One Artery from Coronary Artery with Synthetic Substitute, Open Approach | Procedure | ICD-10-PCS |
| 02100J8 | Bypass Coronary Artery, One Artery from Right Internal Mammary with Synthetic Substitute, Open Approach | Procedure | ICD-10-PCS |

Appendix C.1. List of RxNorm Concept Unique Identifier (RXCUI), Logical Observation Identifiers Names and Codes (LOINC), International Classification of Diseases, Tenth Revision, Clinical Modification (ICD-10-CM), International Classification of Diseases, Tenth Revision, Procedure Coding System (ICD-10-PCS), Healthcare Common Procedure Coding System (HCPCS), and Current Procedural Terminology (CPT) Codes Used to Define Baseline Characteristics for this Request

| Code | Description | Code Category | Code Type |
|-------------|--|----------------------|------------------|
| 02100J9 | Bypass Coronary Artery, One Artery from Left Internal Mammary with Synthetic Substitute, Open Approach | Procedure | ICD-10-PCS |
| 02100JC | Bypass Coronary Artery, One Artery from Thoracic Artery with Synthetic Substitute, Open Approach | Procedure | ICD-10-PCS |
| 02100JF | Bypass Coronary Artery, One Artery from Abdominal Artery with Synthetic Substitute, Open Approach | Procedure | ICD-10-PCS |
| 02100JW | Bypass Coronary Artery, One Artery from Aorta with Synthetic Substitute, Open Approach | Procedure | ICD-10-PCS |
| 02100K3 | Bypass Coronary Artery, One Artery from Coronary Artery with Nonautologous Tissue Substitute, Open Approach | Procedure | ICD-10-PCS |
| 02100K8 | Bypass Coronary Artery, One Artery from Right Internal Mammary with Nonautologous Tissue Substitute, Open Approach | Procedure | ICD-10-PCS |
| 02100K9 | Bypass Coronary Artery, One Artery from Left Internal Mammary with Nonautologous Tissue Substitute, Open Approach | Procedure | ICD-10-PCS |
| 02100KC | Bypass Coronary Artery, One Artery from Thoracic Artery with Nonautologous Tissue Substitute, Open Approach | Procedure | ICD-10-PCS |
| 02100KF | Bypass Coronary Artery, One Artery from Abdominal Artery with Nonautologous Tissue Substitute, Open Approach | Procedure | ICD-10-PCS |
| 02100KW | Bypass Coronary Artery, One Artery from Aorta with Nonautologous Tissue Substitute, Open Approach | Procedure | ICD-10-PCS |
| 02100Z3 | Bypass Coronary Artery, One Artery from Coronary Artery, Open Approach | Procedure | ICD-10-PCS |
| 02100Z8 | Bypass Coronary Artery, One Artery from Right Internal Mammary, Open Approach | Procedure | ICD-10-PCS |
| 02100Z9 | Bypass Coronary Artery, One Artery from Left Internal Mammary, Open Approach | Procedure | ICD-10-PCS |
| 02100ZC | Bypass Coronary Artery, One Artery from Thoracic Artery, Open Approach | Procedure | ICD-10-PCS |
| 02100ZF | Bypass Coronary Artery, One Artery from Abdominal Artery, Open Approach | Procedure | ICD-10-PCS |
| 021048C | Bypass Coronary Artery, One Artery from Thoracic Artery with Zooplastic Tissue, Percutaneous Endoscopic Approach | Procedure | ICD-10-PCS |
| 021048F | Bypass Coronary Artery, One Artery from Abdominal Artery with Zooplastic Tissue, Percutaneous Endoscopic Approach | Procedure | ICD-10-PCS |
| 021048W | Bypass Coronary Artery, One Artery from Aorta with Zooplastic Tissue, Percutaneous Endoscopic Approach | Procedure | ICD-10-PCS |
| 021049C | Bypass Coronary Artery, One Artery from Thoracic Artery with Autologous Venous Tissue, Percutaneous Endoscopic Approach | Procedure | ICD-10-PCS |
| 021049F | Bypass Coronary Artery, One Artery from Abdominal Artery with Autologous Venous Tissue, Percutaneous Endoscopic Approach | Procedure | ICD-10-PCS |

Appendix C.1. List of RxNorm Concept Unique Identifier (RXCUI), Logical Observation Identifiers Names and Codes (LOINC), International Classification of Diseases, Tenth Revision, Clinical Modification (ICD-10-CM), International Classification of Diseases, Tenth Revision, Procedure Coding System (ICD-10-PCS), Healthcare Common Procedure Coding System (HCPCS), and Current Procedural Terminology (CPT) Codes Used to Define Baseline Characteristics for this Request

| Code | Description | Code Category | Code Type |
|-------------|--|----------------------|------------------|
| 021049W | Bypass Coronary Artery, One Artery from Aorta with Autologous Venous Tissue, Percutaneous Endoscopic Approach | Procedure | ICD-10-PCS |
| 02104A3 | Bypass Coronary Artery, One Artery from Coronary Artery with Autologous Arterial Tissue, Percutaneous Endoscopic Approach | Procedure | ICD-10-PCS |
| 02104A8 | Bypass Coronary Artery, One Artery from Right Internal Mammary with Autologous Arterial Tissue, Percutaneous Endoscopic Approach | Procedure | ICD-10-PCS |
| 02104A9 | Bypass Coronary Artery, One Artery from Left Internal Mammary with Autologous Arterial Tissue, Percutaneous Endoscopic Approach | Procedure | ICD-10-PCS |
| 02104AC | Bypass Coronary Artery, One Artery from Thoracic Artery with Autologous Arterial Tissue, Percutaneous Endoscopic Approach | Procedure | ICD-10-PCS |
| 02104AF | Bypass Coronary Artery, One Artery from Abdominal Artery with Autologous Arterial Tissue, Percutaneous Endoscopic Approach | Procedure | ICD-10-PCS |
| 02104AW | Bypass Coronary Artery, One Artery from Aorta with Autologous Arterial Tissue, Percutaneous Endoscopic Approach | Procedure | ICD-10-PCS |
| 02104J3 | Bypass Coronary Artery, One Artery from Coronary Artery with Synthetic Substitute, Percutaneous Endoscopic Approach | Procedure | ICD-10-PCS |
| 02104J8 | Bypass Coronary Artery, One Artery from Right Internal Mammary with Synthetic Substitute, Percutaneous Endoscopic Approach | Procedure | ICD-10-PCS |
| 02104J9 | Bypass Coronary Artery, One Artery from Left Internal Mammary with Synthetic Substitute, Percutaneous Endoscopic Approach | Procedure | ICD-10-PCS |
| 02104JC | Bypass Coronary Artery, One Artery from Thoracic Artery with Synthetic Substitute, Percutaneous Endoscopic Approach | Procedure | ICD-10-PCS |
| 02104JF | Bypass Coronary Artery, One Artery from Abdominal Artery with Synthetic Substitute, Percutaneous Endoscopic Approach | Procedure | ICD-10-PCS |
| 02104JW | Bypass Coronary Artery, One Artery from Aorta with Synthetic Substitute, Percutaneous Endoscopic Approach | Procedure | ICD-10-PCS |
| 02104K3 | Bypass Coronary Artery, One Artery from Coronary Artery with Nonautologous Tissue Substitute, Percutaneous Endoscopic Approach | Procedure | ICD-10-PCS |
| 02104K8 | Bypass Coronary Artery, One Artery from Right Internal Mammary with Nonautologous Tissue Substitute, Percutaneous Endoscopic | Procedure | ICD-10-PCS |
| 02104K9 | Bypass Coronary Artery, One Artery from Left Internal Mammary with Nonautologous Tissue Substitute, Percutaneous Endoscopic Approach | Procedure | ICD-10-PCS |
| 02104KC | Bypass Coronary Artery, One Artery from Thoracic Artery with Nonautologous Tissue Substitute, Percutaneous Endoscopic Approach | Procedure | ICD-10-PCS |
| 02104KF | Bypass Coronary Artery, One Artery from Abdominal Artery with Nonautologous Tissue Substitute, Percutaneous Endoscopic Approach | Procedure | ICD-10-PCS |
| 02104KW | Bypass Coronary Artery, One Artery from Aorta with Nonautologous Tissue Substitute, Percutaneous Endoscopic Approach | Procedure | ICD-10-PCS |
| 02104Z3 | Bypass Coronary Artery, One Artery from Coronary Artery, Percutaneous Endoscopic Approach | Procedure | ICD-10-PCS |

Appendix C.1. List of RxNorm Concept Unique Identifier (RXCUI), Logical Observation Identifiers Names and Codes (LOINC), International Classification of Diseases, Tenth Revision, Clinical Modification (ICD-10-CM), International Classification of Diseases, Tenth Revision, Procedure Coding System (ICD-10-PCS), Healthcare Common Procedure Coding System (HCPCS), and Current Procedural Terminology (CPT) Codes Used to Define Baseline Characteristics for this Request

| Code | Description | Code Category | Code Type |
|-------------|---|----------------------|------------------|
| 02104Z8 | Bypass Coronary Artery, One Artery from Right Internal Mammary, Percutaneous Endoscopic Approach | Procedure | ICD-10-PCS |
| 02104Z9 | Bypass Coronary Artery, One Artery from Left Internal Mammary, Percutaneous Endoscopic Approach | Procedure | ICD-10-PCS |
| 02104ZC | Bypass Coronary Artery, One Artery from Thoracic Artery, Percutaneous Endoscopic Approach | Procedure | ICD-10-PCS |
| 02104ZF | Bypass Coronary Artery, One Artery from Abdominal Artery, Percutaneous Endoscopic Approach | Procedure | ICD-10-PCS |
| 021108C | Bypass Coronary Artery, Two Arteries from Thoracic Artery with Zooplastic Tissue, Open Approach | Procedure | ICD-10-PCS |
| 021108F | Bypass Coronary Artery, Two Arteries from Abdominal Artery with Zooplastic Tissue, Open Approach | Procedure | ICD-10-PCS |
| 021108W | Bypass Coronary Artery, Two Arteries from Aorta with Zooplastic Tissue, Open Approach | Procedure | ICD-10-PCS |
| 021109C | Bypass Coronary Artery, Two Arteries from Thoracic Artery with Autologous Venous Tissue, Open Approach | Procedure | ICD-10-PCS |
| 021109F | Bypass Coronary Artery, Two Arteries from Abdominal Artery with Autologous Venous Tissue, Open Approach | Procedure | ICD-10-PCS |
| 021109W | Bypass Coronary Artery, Two Arteries from Aorta with Autologous Venous Tissue, Open Approach | Procedure | ICD-10-PCS |
| 02110A3 | Bypass Coronary Artery, Two Arteries from Coronary Artery with Autologous Arterial Tissue, Open Approach | Procedure | ICD-10-PCS |
| 02110A8 | Bypass Coronary Artery, Two Arteries from Right Internal Mammary with Autologous Arterial Tissue, Open Approach | Procedure | ICD-10-PCS |
| 02110A9 | Bypass Coronary Artery, Two Arteries from Left Internal Mammary with Autologous Arterial Tissue, Open Approach | Procedure | ICD-10-PCS |
| 02110AC | Bypass Coronary Artery, Two Arteries from Thoracic Artery with Autologous Arterial Tissue, Open Approach | Procedure | ICD-10-PCS |
| 02110AF | Bypass Coronary Artery, Two Arteries from Abdominal Artery with Autologous Arterial Tissue, Open Approach | Procedure | ICD-10-PCS |
| 02110AW | Bypass Coronary Artery, Two Arteries from Aorta with Autologous Arterial Tissue, Open Approach | Procedure | ICD-10-PCS |
| 02110J3 | Bypass Coronary Artery, Two Arteries from Coronary Artery with Synthetic Substitute, Open Approach | Procedure | ICD-10-PCS |
| 02110J8 | Bypass Coronary Artery, Two Arteries from Right Internal Mammary with Synthetic Substitute, Open Approach | Procedure | ICD-10-PCS |
| 02110J9 | Bypass Coronary Artery, Two Arteries from Left Internal Mammary with Synthetic Substitute, Open Approach | Procedure | ICD-10-PCS |
| 02110JC | Bypass Coronary Artery, Two Arteries from Thoracic Artery with Synthetic Substitute, Open Approach | Procedure | ICD-10-PCS |

Appendix C.1. List of RxNorm Concept Unique Identifier (RXCUI), Logical Observation Identifiers Names and Codes (LOINC), International Classification of Diseases, Tenth Revision, Clinical Modification (ICD-10-CM), International Classification of Diseases, Tenth Revision, Procedure Coding System (ICD-10-PCS), Healthcare Common Procedure Coding System (HCPCS), and Current Procedural Terminology (CPT) Codes Used to Define Baseline Characteristics for this Request

| Code | Description | Code Category | Code Type |
|-------------|---|----------------------|------------------|
| 02110JF | Bypass Coronary Artery, Two Arteries from Abdominal Artery with Synthetic Substitute, Open Approach | Procedure | ICD-10-PCS |
| 02110JW | Bypass Coronary Artery, Two Arteries from Aorta with Synthetic Substitute, Open Approach | Procedure | ICD-10-PCS |
| 02110K3 | Bypass Coronary Artery, Two Arteries from Coronary Artery with Nonautologous Tissue Substitute, Open Approach | Procedure | ICD-10-PCS |
| 02110K8 | Bypass Coronary Artery, Two Arteries from Right Internal Mammary with Nonautologous Tissue Substitute, Open Approach | Procedure | ICD-10-PCS |
| 02110K9 | Bypass Coronary Artery, Two Arteries from Left Internal Mammary with Nonautologous Tissue Substitute, Open Approach | Procedure | ICD-10-PCS |
| 02110KC | Bypass Coronary Artery, Two Arteries from Thoracic Artery with Nonautologous Tissue Substitute, Open Approach | Procedure | ICD-10-PCS |
| 02110KF | Bypass Coronary Artery, Two Arteries from Abdominal Artery with Nonautologous Tissue Substitute, Open Approach | Procedure | ICD-10-PCS |
| 02110KW | Bypass Coronary Artery, Two Arteries from Aorta with Nonautologous Tissue Substitute, Open Approach | Procedure | ICD-10-PCS |
| 02110Z3 | Bypass Coronary Artery, Two Arteries from Coronary Artery, Open Approach | Procedure | ICD-10-PCS |
| 02110Z8 | Bypass Coronary Artery, Two Arteries from Right Internal Mammary, Open Approach | Procedure | ICD-10-PCS |
| 02110Z9 | Bypass Coronary Artery, Two Arteries from Left Internal Mammary, Open Approach | Procedure | ICD-10-PCS |
| 02110ZC | Bypass Coronary Artery, Two Arteries from Thoracic Artery, Open Approach | Procedure | ICD-10-PCS |
| 02110ZF | Bypass Coronary Artery, Two Arteries from Abdominal Artery, Open Approach | Procedure | ICD-10-PCS |
| 021148C | Bypass Coronary Artery, Two Arteries from Thoracic Artery with Zooplastic Tissue, Percutaneous Endoscopic Approach | Procedure | ICD-10-PCS |
| 021148F | Bypass Coronary Artery, Two Arteries from Abdominal Artery with Zooplastic Tissue, Percutaneous Endoscopic Approach | Procedure | ICD-10-PCS |
| 021148W | Bypass Coronary Artery, Two Arteries from Aorta with Zooplastic Tissue, Percutaneous Endoscopic Approach | Procedure | ICD-10-PCS |
| 021149C | Bypass Coronary Artery, Two Arteries from Thoracic Artery with Autologous Venous Tissue, Percutaneous Endoscopic Approach | Procedure | ICD-10-PCS |
| 021149F | Bypass Coronary Artery, Two Arteries from Abdominal Artery with Autologous Venous Tissue, Percutaneous Endoscopic Approach | Procedure | ICD-10-PCS |
| 021149W | Bypass Coronary Artery, Two Arteries from Aorta with Autologous Venous Tissue, Percutaneous Endoscopic Approach | Procedure | ICD-10-PCS |
| 02114A3 | Bypass Coronary Artery, Two Arteries from Coronary Artery with Autologous Arterial Tissue, Percutaneous Endoscopic Approach | Procedure | ICD-10-PCS |

Appendix C.1. List of RxNorm Concept Unique Identifier (RXCUI), Logical Observation Identifiers Names and Codes (LOINC), International Classification of Diseases, Tenth Revision, Clinical Modification (ICD-10-CM), International Classification of Diseases, Tenth Revision, Procedure Coding System (ICD-10-PCS), Healthcare Common Procedure Coding System (HCPCS), and Current Procedural Terminology (CPT) Codes Used to Define Baseline Characteristics for this Request

| Code | Description | Code Category | Code Type |
|-------------|---|----------------------|------------------|
| 02114A8 | Bypass Coronary Artery, Two Arteries from Right Internal Mammary with Autologous Arterial Tissue, Percutaneous Endoscopic Approach | Procedure | ICD-10-PCS |
| 02114A9 | Bypass Coronary Artery, Two Arteries from Left Internal Mammary with Autologous Arterial Tissue, Percutaneous Endoscopic Approach | Procedure | ICD-10-PCS |
| 02114AC | Bypass Coronary Artery, Two Arteries from Thoracic Artery with Autologous Arterial Tissue, Percutaneous Endoscopic Approach | Procedure | ICD-10-PCS |
| 02114AF | Bypass Coronary Artery, Two Arteries from Abdominal Artery with Autologous Arterial Tissue, Percutaneous Endoscopic Approach | Procedure | ICD-10-PCS |
| 02114AW | Bypass Coronary Artery, Two Arteries from Aorta with Autologous Arterial Tissue, Percutaneous Endoscopic Approach | Procedure | ICD-10-PCS |
| 02114J3 | Bypass Coronary Artery, Two Arteries from Coronary Artery with Synthetic Substitute, Percutaneous Endoscopic Approach | Procedure | ICD-10-PCS |
| 02114J8 | Bypass Coronary Artery, Two Arteries from Right Internal Mammary with Synthetic Substitute, Percutaneous Endoscopic Approach | Procedure | ICD-10-PCS |
| 02114J9 | Bypass Coronary Artery, Two Arteries from Left Internal Mammary with Synthetic Substitute, Percutaneous Endoscopic Approach | Procedure | ICD-10-PCS |
| 02114JC | Bypass Coronary Artery, Two Arteries from Thoracic Artery with Synthetic Substitute, Percutaneous Endoscopic Approach | Procedure | ICD-10-PCS |
| 02114JF | Bypass Coronary Artery, Two Arteries from Abdominal Artery with Synthetic Substitute, Percutaneous Endoscopic Approach | Procedure | ICD-10-PCS |
| 02114JW | Bypass Coronary Artery, Two Arteries from Aorta with Synthetic Substitute, Percutaneous Endoscopic Approach | Procedure | ICD-10-PCS |
| 02114K3 | Bypass Coronary Artery, Two Arteries from Coronary Artery with Nonautologous Tissue Substitute, Percutaneous Endoscopic Approach | Procedure | ICD-10-PCS |
| 02114K8 | Bypass Coronary Artery, Two Arteries from Right Internal Mammary with Nonautologous Tissue Substitute, Percutaneous Endoscopic Approach | Procedure | ICD-10-PCS |
| 02114K9 | Bypass Coronary Artery, Two Arteries from Left Internal Mammary with Nonautologous Tissue Substitute, Percutaneous Endoscopic Approach | Procedure | ICD-10-PCS |
| 02114KC | Bypass Coronary Artery, Two Arteries from Thoracic Artery with Nonautologous Tissue Substitute, Percutaneous Endoscopic Approach | Procedure | ICD-10-PCS |
| 02114KF | Bypass Coronary Artery, Two Arteries from Abdominal Artery with Nonautologous Tissue Substitute, Percutaneous Endoscopic Approach | Procedure | ICD-10-PCS |
| 02114KW | Bypass Coronary Artery, Two Arteries from Aorta with Nonautologous Tissue Substitute, Percutaneous Endoscopic Approach | Procedure | ICD-10-PCS |
| 02114Z3 | Bypass Coronary Artery, Two Arteries from Coronary Artery, Percutaneous Endoscopic Approach | Procedure | ICD-10-PCS |
| 02114Z8 | Bypass Coronary Artery, Two Arteries from Right Internal Mammary, Percutaneous Endoscopic Approach | Procedure | ICD-10-PCS |

Appendix C.1. List of RxNorm Concept Unique Identifier (RXCUI), Logical Observation Identifiers Names and Codes (LOINC), International Classification of Diseases, Tenth Revision, Clinical Modification (ICD-10-CM), International Classification of Diseases, Tenth Revision, Procedure Coding System (ICD-10-PCS), Healthcare Common Procedure Coding System (HCPCS), and Current Procedural Terminology (CPT) Codes Used to Define Baseline Characteristics for this Request

| Code | Description | Code Category | Code Type |
|-------------|---|----------------------|------------------|
| 02114Z9 | Bypass Coronary Artery, Two Arteries from Left Internal Mammary, Percutaneous Endoscopic Approach | Procedure | ICD-10-PCS |
| 02114ZC | Bypass Coronary Artery, Two Arteries from Thoracic Artery, Percutaneous Endoscopic Approach | Procedure | ICD-10-PCS |
| 02114ZF | Bypass Coronary Artery, Two Arteries from Abdominal Artery, Percutaneous Endoscopic Approach | Procedure | ICD-10-PCS |
| 021208C | Bypass Coronary Artery, Three Arteries from Thoracic Artery with Zooplastic Tissue, Open Approach | Procedure | ICD-10-PCS |
| 021208F | Bypass Coronary Artery, Three Arteries from Abdominal Artery with Zooplastic Tissue, Open Approach | Procedure | ICD-10-PCS |
| 021208W | Bypass Coronary Artery, Three Arteries from Aorta with Zooplastic Tissue, Open Approach | Procedure | ICD-10-PCS |
| 021209C | Bypass Coronary Artery, Three Arteries from Thoracic Artery with Autologous Venous Tissue, Open Approach | Procedure | ICD-10-PCS |
| 021209F | Bypass Coronary Artery, Three Arteries from Abdominal Artery with Autologous Venous Tissue, Open Approach | Procedure | ICD-10-PCS |
| 021209W | Bypass Coronary Artery, Three Arteries from Aorta with Autologous Venous Tissue, Open Approach | Procedure | ICD-10-PCS |
| 02120A3 | Bypass Coronary Artery, Three Arteries from Coronary Artery with Autologous Arterial Tissue, Open Approach | Procedure | ICD-10-PCS |
| 02120A8 | Bypass Coronary Artery, Three Arteries from Right Internal Mammary with Autologous Arterial Tissue, Open Approach | Procedure | ICD-10-PCS |
| 02120A9 | Bypass Coronary Artery, Three Arteries from Left Internal Mammary with Autologous Arterial Tissue, Open Approach | Procedure | ICD-10-PCS |
| 02120AC | Bypass Coronary Artery, Three Arteries from Thoracic Artery with Autologous Arterial Tissue, Open Approach | Procedure | ICD-10-PCS |
| 02120AF | Bypass Coronary Artery, Three Arteries from Abdominal Artery with Autologous Arterial Tissue, Open Approach | Procedure | ICD-10-PCS |
| 02120AW | Bypass Coronary Artery, Three Arteries from Aorta with Autologous Arterial Tissue, Open Approach | Procedure | ICD-10-PCS |
| 02120J3 | Bypass Coronary Artery, Three Arteries from Coronary Artery with Synthetic Substitute, Open Approach | Procedure | ICD-10-PCS |
| 02120J8 | Bypass Coronary Artery, Three Arteries from Right Internal Mammary with Synthetic Substitute, Open Approach | Procedure | ICD-10-PCS |
| 02120J9 | Bypass Coronary Artery, Three Arteries from Left Internal Mammary with Synthetic Substitute, Open Approach | Procedure | ICD-10-PCS |
| 02120JC | Bypass Coronary Artery, Three Arteries from Thoracic Artery with Synthetic Substitute, Open Approach | Procedure | ICD-10-PCS |
| 02120JF | Bypass Coronary Artery, Three Arteries from Abdominal Artery with Synthetic Substitute, Open Approach | Procedure | ICD-10-PCS |

Appendix C.1. List of RxNorm Concept Unique Identifier (RXCUI), Logical Observation Identifiers Names and Codes (LOINC), International Classification of Diseases, Tenth Revision, Clinical Modification (ICD-10-CM), International Classification of Diseases, Tenth Revision, Procedure Coding System (ICD-10-PCS), Healthcare Common Procedure Coding System (HCPCS), and Current Procedural Terminology (CPT) Codes Used to Define Baseline Characteristics for this Request

| Code | Description | Code Category | Code Type |
|-------------|--|----------------------|------------------|
| 02120JW | Bypass Coronary Artery, Three Arteries from Aorta with Synthetic Substitute, Open Approach | Procedure | ICD-10-PCS |
| 02120K3 | Bypass Coronary Artery, Three Arteries from Coronary Artery with Nonautologous Tissue Substitute, Open Approach | Procedure | ICD-10-PCS |
| 02120K8 | Bypass Coronary Artery, Three Arteries from Right Internal Mammary with Nonautologous Tissue Substitute, Open Approach | Procedure | ICD-10-PCS |
| 02120K9 | Bypass Coronary Artery, Three Arteries from Left Internal Mammary with Nonautologous Tissue Substitute, Open Approach | Procedure | ICD-10-PCS |
| 02120KC | Bypass Coronary Artery, Three Arteries from Thoracic Artery with Nonautologous Tissue Substitute, Open Approach | Procedure | ICD-10-PCS |
| 02120KF | Bypass Coronary Artery, Three Arteries from Abdominal Artery with Nonautologous Tissue Substitute, Open Approach | Procedure | ICD-10-PCS |
| 02120KW | Bypass Coronary Artery, Three Arteries from Aorta with Nonautologous Tissue Substitute, Open Approach | Procedure | ICD-10-PCS |
| 02120Z3 | Bypass Coronary Artery, Three Arteries from Coronary Artery, Open Approach | Procedure | ICD-10-PCS |
| 02120Z8 | Bypass Coronary Artery, Three Arteries from Right Internal Mammary, Open Approach | Procedure | ICD-10-PCS |
| 02120Z9 | Bypass Coronary Artery, Three Arteries from Left Internal Mammary, Open Approach | Procedure | ICD-10-PCS |
| 02120ZC | Bypass Coronary Artery, Three Arteries from Thoracic Artery, Open Approach | Procedure | ICD-10-PCS |
| 02120ZF | Bypass Coronary Artery, Three Arteries from Abdominal Artery, Open Approach | Procedure | ICD-10-PCS |
| 021248C | Bypass Coronary Artery, Three Arteries from Thoracic Artery with Zooplastic Tissue, Percutaneous Endoscopic Approach | Procedure | ICD-10-PCS |
| 021248F | Bypass Coronary Artery, Three Arteries from Abdominal Artery with Zooplastic Tissue, Percutaneous Endoscopic Approach | Procedure | ICD-10-PCS |
| 021248W | Bypass Coronary Artery, Three Arteries from Aorta with Zooplastic Tissue, Percutaneous Endoscopic Approach | Procedure | ICD-10-PCS |
| 021249C | Bypass Coronary Artery, Three Arteries from Thoracic Artery with Autologous Venous Tissue, Percutaneous Endoscopic Approach | Procedure | ICD-10-PCS |
| 021249F | Bypass Coronary Artery, Three Arteries from Abdominal Artery with Autologous Venous Tissue, Percutaneous Endoscopic Approach | Procedure | ICD-10-PCS |
| 021249W | Bypass Coronary Artery, Three Arteries from Aorta with Autologous Venous Tissue, Percutaneous Endoscopic Approach | Procedure | ICD-10-PCS |
| 02124A3 | Bypass Coronary Artery, Three Arteries from Coronary Artery with Autologous Arterial Tissue, Percutaneous Endoscopic Approach | Procedure | ICD-10-PCS |
| 02124A8 | Bypass Coronary Artery, Three Arteries from Right Internal Mammary with Autologous Arterial Tissue, Percutaneous Endoscopic Approach | Procedure | ICD-10-PCS |

Appendix C.1. List of RxNorm Concept Unique Identifier (RXCUI), Logical Observation Identifiers Names and Codes (LOINC), International Classification of Diseases, Tenth Revision, Clinical Modification (ICD-10-CM), International Classification of Diseases, Tenth Revision, Procedure Coding System (ICD-10-PCS), Healthcare Common Procedure Coding System (HCPCS), and Current Procedural Terminology (CPT) Codes Used to Define Baseline Characteristics for this Request

| Code | Description | Code Category | Code Type |
|-------------|---|----------------------|------------------|
| 02124A9 | Bypass Coronary Artery, Three Arteries from Left Internal Mammary with Autologous Arterial Tissue, Percutaneous Endoscopic Approach | Procedure | ICD-10-PCS |
| 02124AC | Bypass Coronary Artery, Three Arteries from Thoracic Artery with Autologous Arterial Tissue, Percutaneous Endoscopic Approach | Procedure | ICD-10-PCS |
| 02124AF | Bypass Coronary Artery, Three Arteries from Abdominal Artery with Autologous Arterial Tissue, Percutaneous Endoscopic Approach | Procedure | ICD-10-PCS |
| 02124AW | Bypass Coronary Artery, Three Arteries from Aorta with Autologous Arterial Tissue, Percutaneous Endoscopic Approach | Procedure | ICD-10-PCS |
| 02124J3 | Bypass Coronary Artery, Three Arteries from Coronary Artery with Synthetic Substitute, Percutaneous Endoscopic Approach | Procedure | ICD-10-PCS |
| 02124J8 | Bypass Coronary Artery, Three Arteries from Right Internal Mammary with Synthetic Substitute, Percutaneous Endoscopic Approach | Procedure | ICD-10-PCS |
| 02124J9 | Bypass Coronary Artery, Three Arteries from Left Internal Mammary with Synthetic Substitute, Percutaneous Endoscopic Approach | Procedure | ICD-10-PCS |
| 02124JC | Bypass Coronary Artery, Three Arteries from Thoracic Artery with Synthetic Substitute, Percutaneous Endoscopic Approach | Procedure | ICD-10-PCS |
| 02124JF | Bypass Coronary Artery, Three Arteries from Abdominal Artery with Synthetic Substitute, Percutaneous Endoscopic Approach | Procedure | ICD-10-PCS |
| 02124JW | Bypass Coronary Artery, Three Arteries from Aorta with Synthetic Substitute, Percutaneous Endoscopic Approach | Procedure | ICD-10-PCS |
| 02124K3 | Bypass Coronary Artery, Three Arteries from Coronary Artery with Nonautologous Tissue Substitute, Percutaneous Endoscopic Approach | Procedure | ICD-10-PCS |
| 02124K8 | Bypass Coronary Artery, Three Arteries from Right Internal Mammary with Nonautologous Tissue Substitute, Percutaneous Endoscopic Approach | Procedure | ICD-10-PCS |
| 02124K9 | Bypass Coronary Artery, Three Arteries from Left Internal Mammary with Nonautologous Tissue Substitute, Percutaneous Endoscopic Approach | Procedure | ICD-10-PCS |
| 02124KC | Bypass Coronary Artery, Three Arteries from Thoracic Artery with Nonautologous Tissue Substitute, Percutaneous Endoscopic Approach | Procedure | ICD-10-PCS |
| 02124KF | Bypass Coronary Artery, Three Arteries from Abdominal Artery with Nonautologous Tissue Substitute, Percutaneous Endoscopic Approach | Procedure | ICD-10-PCS |
| 02124KW | Bypass Coronary Artery, Three Arteries from Aorta with Nonautologous Tissue Substitute, Percutaneous Endoscopic Approach | Procedure | ICD-10-PCS |
| 02124Z3 | Bypass Coronary Artery, Three Arteries from Coronary Artery, Percutaneous Endoscopic Approach | Procedure | ICD-10-PCS |
| 02124Z8 | Bypass Coronary Artery, Three Arteries from Right Internal Mammary, Percutaneous Endoscopic Approach | Procedure | ICD-10-PCS |
| 02124Z9 | Bypass Coronary Artery, Three Arteries from Left Internal Mammary, Percutaneous Endoscopic Approach | Procedure | ICD-10-PCS |

Appendix C.1. List of RxNorm Concept Unique Identifier (RXCUI), Logical Observation Identifiers Names and Codes (LOINC), International Classification of Diseases, Tenth Revision, Clinical Modification (ICD-10-CM), International Classification of Diseases, Tenth Revision, Procedure Coding System (ICD-10-PCS), Healthcare Common Procedure Coding System (HCPCS), and Current Procedural Terminology (CPT) Codes Used to Define Baseline Characteristics for this Request

| Code | Description | Code Category | Code Type |
|-------------|--|----------------------|------------------|
| 02124ZC | Bypass Coronary Artery, Three Arteries from Thoracic Artery, Percutaneous Endoscopic Approach | Procedure | ICD-10-PCS |
| 02124ZF | Bypass Coronary Artery, Three Arteries from Abdominal Artery, Percutaneous Endoscopic Approach | Procedure | ICD-10-PCS |
| 021308C | Bypass Coronary Artery, Four or More Arteries from Thoracic Artery with Zooplastic Tissue, Open Approach | Procedure | ICD-10-PCS |
| 021308F | Bypass Coronary Artery, Four or More Arteries from Abdominal Artery with Zooplastic Tissue, Open Approach | Procedure | ICD-10-PCS |
| 021308W | Bypass Coronary Artery, Four or More Arteries from Aorta with Zooplastic Tissue, Open Approach | Procedure | ICD-10-PCS |
| 021309C | Bypass Coronary Artery, Four or More Arteries from Thoracic Artery with Autologous Venous Tissue, Open Approach | Procedure | ICD-10-PCS |
| 021309F | Bypass Coronary Artery, Four or More Arteries from Abdominal Artery with Autologous Venous Tissue, Open Approach | Procedure | ICD-10-PCS |
| 021309W | Bypass Coronary Artery, Four or More Arteries from Aorta with Autologous Venous Tissue, Open Approach | Procedure | ICD-10-PCS |
| 02130A3 | Bypass Coronary Artery, Four or More Arteries from Coronary Artery with Autologous Arterial Tissue, Open Approach | Procedure | ICD-10-PCS |
| 02130A8 | Bypass Coronary Artery, Four or More Arteries from Right Internal Mammary with Autologous Arterial Tissue, Open Approach | Procedure | ICD-10-PCS |
| 02130A9 | Bypass Coronary Artery, Four or More Arteries from Left Internal Mammary with Autologous Arterial Tissue, Open Approach | Procedure | ICD-10-PCS |
| 02130AC | Bypass Coronary Artery, Four or More Arteries from Thoracic Artery with Autologous Arterial Tissue, Open Approach | Procedure | ICD-10-PCS |
| 02130AF | Bypass Coronary Artery, Four or More Arteries from Abdominal Artery with Autologous Arterial Tissue, Open Approach | Procedure | ICD-10-PCS |
| 02130AW | Bypass Coronary Artery, Four or More Arteries from Aorta with Autologous Arterial Tissue, Open Approach | Procedure | ICD-10-PCS |
| 02130J3 | Bypass Coronary Artery, Four or More Arteries from Coronary Artery with Synthetic Substitute, Open Approach | Procedure | ICD-10-PCS |
| 02130J8 | Bypass Coronary Artery, Four or More Arteries from Right Internal Mammary with Synthetic Substitute, Open Approach | Procedure | ICD-10-PCS |
| 02130J9 | Bypass Coronary Artery, Four or More Arteries from Left Internal Mammary with Synthetic Substitute, Open Approach | Procedure | ICD-10-PCS |
| 02130JC | Bypass Coronary Artery, Four or More Arteries from Thoracic Artery with Synthetic Substitute, Open Approach | Procedure | ICD-10-PCS |
| 02130JF | Bypass Coronary Artery, Four or More Arteries from Abdominal Artery with Synthetic Substitute, Open Approach | Procedure | ICD-10-PCS |
| 02130JW | Bypass Coronary Artery, Four or More Arteries from Aorta with Synthetic Substitute, Open Approach | Procedure | ICD-10-PCS |

Appendix C.1. List of RxNorm Concept Unique Identifier (RXCUI), Logical Observation Identifiers Names and Codes (LOINC), International Classification of Diseases, Tenth Revision, Clinical Modification (ICD-10-CM), International Classification of Diseases, Tenth Revision, Procedure Coding System (ICD-10-PCS), Healthcare Common Procedure Coding System (HCPCS), and Current Procedural Terminology (CPT) Codes Used to Define Baseline Characteristics for this Request

| Code | Description | Code Category | Code Type |
|-------------|---|----------------------|------------------|
| 02130K3 | Bypass Coronary Artery, Four or More Arteries from Coronary Artery with Nonautologous Tissue Substitute, Open Approach | Procedure | ICD-10-PCS |
| 02130K8 | Bypass Coronary Artery, Four or More Arteries from Right Internal Mammary with Nonautologous Tissue Substitute, Open Approach | Procedure | ICD-10-PCS |
| 02130K9 | Bypass Coronary Artery, Four or More Arteries from Left Internal Mammary with Nonautologous Tissue Substitute, Open Approach | Procedure | ICD-10-PCS |
| 02130KC | Bypass Coronary Artery, Four or More Arteries from Thoracic Artery with Nonautologous Tissue Substitute, Open Approach | Procedure | ICD-10-PCS |
| 02130KF | Bypass Coronary Artery, Four or More Arteries from Abdominal Artery with Nonautologous Tissue Substitute, Open Approach | Procedure | ICD-10-PCS |
| 02130KW | Bypass Coronary Artery, Four or More Arteries from Aorta with Nonautologous Tissue Substitute, Open Approach | Procedure | ICD-10-PCS |
| 02130Z3 | Bypass Coronary Artery, Four or More Arteries from Coronary Artery, Open Approach | Procedure | ICD-10-PCS |
| 02130Z8 | Bypass Coronary Artery, Four or More Arteries from Right Internal Mammary, Open Approach | Procedure | ICD-10-PCS |
| 02130Z9 | Bypass Coronary Artery, Four or More Arteries from Left Internal Mammary, Open Approach | Procedure | ICD-10-PCS |
| 02130ZC | Bypass Coronary Artery, Four or More Arteries from Thoracic Artery, Open Approach | Procedure | ICD-10-PCS |
| 02130ZF | Bypass Coronary Artery, Four or More Arteries from Abdominal Artery, Open Approach | Procedure | ICD-10-PCS |
| 021348C | Bypass Coronary Artery, Four or More Arteries from Thoracic Artery with Zooplastic Tissue, Percutaneous Endoscopic Approach | Procedure | ICD-10-PCS |
| 021348F | Bypass Coronary Artery, Four or More Arteries from Abdominal Artery with Zooplastic Tissue, Percutaneous Endoscopic Approach | Procedure | ICD-10-PCS |
| 021348W | Bypass Coronary Artery, Four or More Arteries from Aorta with Zooplastic Tissue, Percutaneous Endoscopic Approach | Procedure | ICD-10-PCS |
| 021349C | Bypass Coronary Artery, Four or More Arteries from Thoracic Artery with Autologous Venous Tissue, Percutaneous Endoscopic Approach | Procedure | ICD-10-PCS |
| 021349F | Bypass Coronary Artery, Four or More Arteries from Abdominal Artery with Autologous Venous Tissue, Percutaneous Endoscopic Approach | Procedure | ICD-10-PCS |
| 021349W | Bypass Coronary Artery, Four or More Arteries from Aorta with Autologous Venous Tissue, Percutaneous Endoscopic Approach | Procedure | ICD-10-PCS |
| 02134A3 | Bypass Coronary Artery, Four or More Arteries from Coronary Artery with Autologous Arterial Tissue, Percutaneous Endoscopic Approach | Procedure | ICD-10-PCS |
| 02134A8 | Bypass Coronary Artery, Four or More Arteries from Right Internal Mammary with Autologous Arterial Tissue, Percutaneous Endoscopic Approach | Procedure | ICD-10-PCS |

Appendix C.1. List of RxNorm Concept Unique Identifier (RXCUI), Logical Observation Identifiers Names and Codes (LOINC), International Classification of Diseases, Tenth Revision, Clinical Modification (ICD-10-CM), International Classification of Diseases, Tenth Revision, Procedure Coding System (ICD-10-PCS), Healthcare Common Procedure Coding System (HCPCS), and Current Procedural Terminology (CPT) Codes Used to Define Baseline Characteristics for this Request

| Code | Description | Code Category | Code Type |
|-------------|--|----------------------|------------------|
| 02134A9 | Bypass Coronary Artery, Four or More Arteries from Left Internal Mammary with Autologous Arterial Tissue, Percutaneous Endoscopic Approach | Procedure | ICD-10-PCS |
| 02134AC | Bypass Coronary Artery, Four or More Arteries from Thoracic Artery with Autologous Arterial Tissue, Percutaneous Endoscopic Approach | Procedure | ICD-10-PCS |
| 02134AF | Bypass Coronary Artery, Four or More Arteries from Abdominal Artery with Autologous Arterial Tissue, Percutaneous Endoscopic Approach | Procedure | ICD-10-PCS |
| 02134AW | Bypass Coronary Artery, Four or More Arteries from Aorta with Autologous Arterial Tissue, Percutaneous Endoscopic Approach | Procedure | ICD-10-PCS |
| 02134J3 | Bypass Coronary Artery, Four or More Arteries from Coronary Artery with Synthetic Substitute, Percutaneous Endoscopic Approach | Procedure | ICD-10-PCS |
| 02134J8 | Bypass Coronary Artery, Four or More Arteries from Right Internal Mammary with Synthetic Substitute, Percutaneous Endoscopic Approach | Procedure | ICD-10-PCS |
| 02134J9 | Bypass Coronary Artery, Four or More Arteries from Left Internal Mammary with Synthetic Substitute, Percutaneous Endoscopic Approach | Procedure | ICD-10-PCS |
| 02134JC | Bypass Coronary Artery, Four or More Arteries from Thoracic Artery with Synthetic Substitute, Percutaneous Endoscopic Approach | Procedure | ICD-10-PCS |
| 02134JF | Bypass Coronary Artery, Four or More Arteries from Abdominal Artery with Synthetic Substitute, Percutaneous Endoscopic Approach | Procedure | ICD-10-PCS |
| 02134JW | Bypass Coronary Artery, Four or More Arteries from Aorta with Synthetic Substitute, Percutaneous Endoscopic Approach | Procedure | ICD-10-PCS |
| 02134K3 | Bypass Coronary Artery, Four or More Arteries from Coronary Artery with Nonautologous Tissue Substitute, Percutaneous Endoscopic Approach | Procedure | ICD-10-PCS |
| 02134K8 | Bypass Coronary Artery, Four or More Arteries from Right Internal Mammary with Nonautologous Tissue Substitute, Percutaneous Endoscopic Approach | Procedure | ICD-10-PCS |
| 02134K9 | Bypass Coronary Artery, Four or More Arteries from Left Internal Mammary with Nonautologous Tissue Substitute, Percutaneous Endoscopic Approach | Procedure | ICD-10-PCS |
| 02134KC | Bypass Coronary Artery, Four or More Arteries from Thoracic Artery with Nonautologous Tissue Substitute, Percutaneous Endoscopic Approach | Procedure | ICD-10-PCS |
| 02134KF | Bypass Coronary Artery, Four or More Arteries from Abdominal Artery with Nonautologous Tissue Substitute, Percutaneous Endoscopic Approach | Procedure | ICD-10-PCS |
| 02134KW | Bypass Coronary Artery, Four or More Arteries from Aorta with Nonautologous Tissue Substitute, Percutaneous Endoscopic Approach | Procedure | ICD-10-PCS |

Appendix C.1. List of RxNorm Concept Unique Identifier (RXCUI), Logical Observation Identifiers Names and Codes (LOINC), International Classification of Diseases, Tenth Revision, Clinical Modification (ICD-10-CM), International Classification of Diseases, Tenth Revision, Procedure Coding System (ICD-10-PCS), Healthcare Common Procedure Coding System (HCPCS), and Current Procedural Terminology (CPT) Codes Used to Define Baseline Characteristics for this Request

| Code | Description | Code Category | Code Type |
|-------------|---|----------------------|------------------|
| 02134Z3 | Bypass Coronary Artery, Four or More Arteries from Coronary Artery, Percutaneous Endoscopic Approach | Procedure | ICD-10-PCS |
| 02134Z8 | Bypass Coronary Artery, Four or More Arteries from Right Internal Mammary, Percutaneous Endoscopic Approach | Procedure | ICD-10-PCS |
| 02134Z9 | Bypass Coronary Artery, Four or More Arteries from Left Internal Mammary, Percutaneous Endoscopic Approach | Procedure | ICD-10-PCS |
| 02134ZC | Bypass Coronary Artery, Four or More Arteries from Thoracic Artery, Percutaneous Endoscopic Approach | Procedure | ICD-10-PCS |
| 02134ZF | Bypass Coronary Artery, Four or More Arteries from Abdominal Artery, Percutaneous Endoscopic Approach | Procedure | ICD-10-PCS |
| 021K0Z8 | Bypass Right Ventricle to Right Internal Mammary, Open Approach | Procedure | ICD-10-PCS |
| 021K0Z9 | Bypass Right Ventricle to Left Internal Mammary, Open Approach | Procedure | ICD-10-PCS |
| 021K0ZC | Bypass Right Ventricle to Thoracic Artery, Open Approach | Procedure | ICD-10-PCS |
| 021K0ZF | Bypass Right Ventricle to Abdominal Artery, Open Approach | Procedure | ICD-10-PCS |
| 021K0ZW | Bypass Right Ventricle to Aorta, Open Approach | Procedure | ICD-10-PCS |
| 021K4Z8 | Bypass Right Ventricle to Right Internal Mammary, Percutaneous Endoscopic Approach | Procedure | ICD-10-PCS |
| 021K4Z9 | Bypass Right Ventricle to Left Internal Mammary, Percutaneous Endoscopic Approach | Procedure | ICD-10-PCS |
| 021K4ZC | Bypass Right Ventricle to Thoracic Artery, Percutaneous Endoscopic Approach | Procedure | ICD-10-PCS |
| 021K4ZF | Bypass Right Ventricle to Abdominal Artery, Percutaneous Endoscopic Approach | Procedure | ICD-10-PCS |
| 021K4ZW | Bypass Right Ventricle to Aorta, Percutaneous Endoscopic Approach | Procedure | ICD-10-PCS |
| 021L08P | Bypass Left Ventricle to Pulmonary Trunk with Zooplastic Tissue, Open Approach | Procedure | ICD-10-PCS |
| 021L08Q | Bypass Left Ventricle to Right Pulmonary Artery with Zooplastic Tissue, Open Approach | Procedure | ICD-10-PCS |
| 021L08R | Bypass Left Ventricle to Left Pulmonary Artery with Zooplastic Tissue, Open Approach | Procedure | ICD-10-PCS |
| 021L09P | Bypass Left Ventricle to Pulmonary Trunk with Autologous Venous Tissue, Open Approach | Procedure | ICD-10-PCS |
| 021L09Q | Bypass Left Ventricle to Right Pulmonary Artery with Autologous Venous Tissue, Open Approach | Procedure | ICD-10-PCS |
| 021L09R | Bypass Left Ventricle to Left Pulmonary Artery with Autologous Venous Tissue, Open Approach | Procedure | ICD-10-PCS |
| 021L0AP | Bypass Left Ventricle to Pulmonary Trunk with Autologous Arterial Tissue, Open Approach | Procedure | ICD-10-PCS |
| 021L0AQ | Bypass Left Ventricle to Right Pulmonary Artery with Autologous Arterial Tissue, Open Approach | Procedure | ICD-10-PCS |

Appendix C.1. List of RxNorm Concept Unique Identifier (RXCUI), Logical Observation Identifiers Names and Codes (LOINC), International Classification of Diseases, Tenth Revision, Clinical Modification (ICD-10-CM), International Classification of Diseases, Tenth Revision, Procedure Coding System (ICD-10-PCS), Healthcare Common Procedure Coding System (HCPCS), and Current Procedural Terminology (CPT) Codes Used to Define Baseline Characteristics for this Request

| Code | Description | Code Category | Code Type |
|-------------|---|----------------------|------------------|
| 021L0AR | Bypass Left Ventricle to Left Pulmonary Artery with Autologous Arterial Tissue, Open Approach | Procedure | ICD-10-PCS |
| 021L0JP | Bypass Left Ventricle to Pulmonary Trunk with Synthetic Substitute, Open Approach | Procedure | ICD-10-PCS |
| 021L0JQ | Bypass Left Ventricle to Right Pulmonary Artery with Synthetic Substitute, Open Approach | Procedure | ICD-10-PCS |
| 021L0JR | Bypass Left Ventricle to Left Pulmonary Artery with Synthetic Substitute, Open Approach | Procedure | ICD-10-PCS |
| 021L0KP | Bypass Left Ventricle to Pulmonary Trunk with Nonautologous Tissue Substitute, Open Approach | Procedure | ICD-10-PCS |
| 021L0KQ | Bypass Left Ventricle to Right Pulmonary Artery with Nonautologous Tissue Substitute, Open Approach | Procedure | ICD-10-PCS |
| 021L0KR | Bypass Left Ventricle to Left Pulmonary Artery with Nonautologous Tissue Substitute, Open Approach | Procedure | ICD-10-PCS |
| 021L0Z8 | Bypass Left Ventricle to Right Internal Mammary, Open Approach | Procedure | ICD-10-PCS |
| 021L0Z9 | Bypass Left Ventricle to Left Internal Mammary, Open Approach | Procedure | ICD-10-PCS |
| 021L0ZC | Bypass Left Ventricle to Thoracic Artery, Open Approach | Procedure | ICD-10-PCS |
| 021L0ZF | Bypass Left Ventricle to Abdominal Artery, Open Approach | Procedure | ICD-10-PCS |
| 021L0ZP | Bypass Left Ventricle to Pulmonary Trunk, Open Approach | Procedure | ICD-10-PCS |
| 021L0ZQ | Bypass Left Ventricle to Right Pulmonary Artery, Open Approach | Procedure | ICD-10-PCS |
| 021L0ZR | Bypass Left Ventricle to Left Pulmonary Artery, Open Approach | Procedure | ICD-10-PCS |
| 021L48P | Bypass Left Ventricle to Pulmonary Trunk with Zooplastic Tissue, Percutaneous Endoscopic Approach | Procedure | ICD-10-PCS |
| 021L48Q | Bypass Left Ventricle to Right Pulmonary Artery with Zooplastic Tissue, Percutaneous Endoscopic Approach | Procedure | ICD-10-PCS |
| 021L48R | Bypass Left Ventricle to Left Pulmonary Artery with Zooplastic Tissue, Percutaneous Endoscopic Approach | Procedure | ICD-10-PCS |
| 021L49P | Bypass Left Ventricle to Pulmonary Trunk with Autologous Venous Tissue, Percutaneous Endoscopic Approach | Procedure | ICD-10-PCS |
| 021L49Q | Bypass Left Ventricle to Right Pulmonary Artery with Autologous Venous Tissue, Percutaneous Endoscopic Approach | Procedure | ICD-10-PCS |
| 021L49R | Bypass Left Ventricle to Left Pulmonary Artery with Autologous Venous Tissue, Percutaneous Endoscopic Approach | Procedure | ICD-10-PCS |
| 021L4AP | Bypass Left Ventricle to Pulmonary Trunk with Autologous Arterial Tissue, Percutaneous Endoscopic Approach | Procedure | ICD-10-PCS |
| 021L4AQ | Bypass Left Ventricle to Right Pulmonary Artery with Autologous Arterial Tissue, Percutaneous Endoscopic Approach | Procedure | ICD-10-PCS |
| 021L4AR | Bypass Left Ventricle to Left Pulmonary Artery with Autologous Arterial Tissue, Percutaneous Endoscopic Approach | Procedure | ICD-10-PCS |

Appendix C.1. List of RxNorm Concept Unique Identifier (RXCUI), Logical Observation Identifiers Names and Codes (LOINC), International Classification of Diseases, Tenth Revision, Clinical Modification (ICD-10-CM), International Classification of Diseases, Tenth Revision, Procedure Coding System (ICD-10-PCS), Healthcare Common Procedure Coding System (HCPCS), and Current Procedural Terminology (CPT) Codes Used to Define Baseline Characteristics for this Request

| Code | Description | Code Category | Code Type |
|-------------|--|----------------------|------------------|
| 021L4JP | Bypass Left Ventricle to Pulmonary Trunk with Synthetic Substitute, Percutaneous Endoscopic Approach | Procedure | ICD-10-PCS |
| 021L4JQ | Bypass Left Ventricle to Right Pulmonary Artery with Synthetic Substitute, Percutaneous Endoscopic Approach | Procedure | ICD-10-PCS |
| 021L4JR | Bypass Left Ventricle to Left Pulmonary Artery with Synthetic Substitute, Percutaneous Endoscopic Approach | Procedure | ICD-10-PCS |
| 021L4KP | Bypass Left Ventricle to Pulmonary Trunk with Nonautologous Tissue Substitute, Percutaneous Endoscopic Approach | Procedure | ICD-10-PCS |
| 021L4KQ | Bypass Left Ventricle to Right Pulmonary Artery with Nonautologous Tissue Substitute, Percutaneous Endoscopic Approach | Procedure | ICD-10-PCS |
| 021L4KR | Bypass Left Ventricle to Left Pulmonary Artery with Nonautologous Tissue Substitute, Percutaneous Endoscopic Approach | Procedure | ICD-10-PCS |
| 021L4Z8 | Bypass Left Ventricle to Right Internal Mammary, Percutaneous Endoscopic Approach | Procedure | ICD-10-PCS |
| 021L4Z9 | Bypass Left Ventricle to Left Internal Mammary, Percutaneous Endoscopic Approach | Procedure | ICD-10-PCS |
| 021L4ZC | Bypass Left Ventricle to Thoracic Artery, Percutaneous Endoscopic Approach | Procedure | ICD-10-PCS |
| 021L4ZF | Bypass Left Ventricle to Abdominal Artery, Percutaneous Endoscopic Approach | Procedure | ICD-10-PCS |
| 021L4ZP | Bypass Left Ventricle to Pulmonary Trunk, Percutaneous Endoscopic Approach | Procedure | ICD-10-PCS |
| 021L4ZQ | Bypass Left Ventricle to Right Pulmonary Artery, Percutaneous Endoscopic Approach | Procedure | ICD-10-PCS |
| 021L4ZR | Bypass Left Ventricle to Left Pulmonary Artery, Percutaneous Endoscopic Approach | Procedure | ICD-10-PCS |
| 027004Z | Dilation of Coronary Artery, One Artery with Drug-eluting Intraluminal Device, Open Approach | Procedure | ICD-10-PCS |
| 027005Z | Dilation of Coronary Artery, One Artery with Two Drug-eluting Intraluminal Devices, Open Approach | Procedure | ICD-10-PCS |
| 027006Z | Dilation of Coronary Artery, One Artery with Three Drug-eluting Intraluminal Devices, Open Approach | Procedure | ICD-10-PCS |
| 027007Z | Dilation of Coronary Artery, One Artery with Four or More Drug-eluting Intraluminal Devices, Open Approach | Procedure | ICD-10-PCS |
| 02700D6 | Dilation of Coronary Artery, One Artery, Bifurcation, with Intraluminal Device, Open Approach | Procedure | ICD-10-PCS |
| 02700DZ | Dilation of Coronary Artery, One Artery with Intraluminal Device, Open Approach | Procedure | ICD-10-PCS |
| 02700EZ | Dilation of Coronary Artery, One Artery with Two Intraluminal Devices, Open Approach | Procedure | ICD-10-PCS |

Appendix C.1. List of RxNorm Concept Unique Identifier (RXCUI), Logical Observation Identifiers Names and Codes (LOINC), International Classification of Diseases, Tenth Revision, Clinical Modification (ICD-10-CM), International Classification of Diseases, Tenth Revision, Procedure Coding System (ICD-10-PCS), Healthcare Common Procedure Coding System (HCPCS), and Current Procedural Terminology (CPT) Codes Used to Define Baseline Characteristics for this Request

| Code | Description | Code Category | Code Type |
|-------------|---|----------------------|------------------|
| 02700F6 | Dilation of Coronary Artery, One Artery, Bifurcation, with Three Intraluminal Devices, Open Approach | Procedure | ICD-10-PCS |
| 02700FZ | Dilation of Coronary Artery, One Artery with Three Intraluminal Devices, Open Approach | Procedure | ICD-10-PCS |
| 02700G6 | Dilation of Coronary Artery, One Artery, Bifurcation, with Four or More Intraluminal Devices, Open Approach | Procedure | ICD-10-PCS |
| 02700GZ | Dilation of Coronary Artery, One Artery with Four or More Intraluminal Devices, Open Approach | Procedure | ICD-10-PCS |
| 02700T6 | Dilation of Coronary Artery, One Artery, Bifurcation, with Radioactive Intraluminal Device, Open Approach | Procedure | ICD-10-PCS |
| 02700TZ | Dilation of Coronary Artery, One Artery with Radioactive Intraluminal Device, Open Approach | Procedure | ICD-10-PCS |
| 02700Z6 | Dilation of Coronary Artery, One Artery, Bifurcation, Open Approach | Procedure | ICD-10-PCS |
| 02700ZZ | Dilation of Coronary Artery, One Artery, Open Approach | Procedure | ICD-10-PCS |
| 027034Z | Dilation of Coronary Artery, One Artery with Drug-eluting Intraluminal Device, Percutaneous Approach | Procedure | ICD-10-PCS |
| 027035Z | Dilation of Coronary Artery, One Artery with Two Drug-eluting Intraluminal Devices, Percutaneous Approach | Procedure | ICD-10-PCS |
| 027036Z | Dilation of Coronary Artery, One Artery with Three Drug-eluting Intraluminal Devices, Percutaneous Approach | Procedure | ICD-10-PCS |
| 027037Z | Dilation of Coronary Artery, One Artery with Four or More Drug-eluting Intraluminal Devices, Percutaneous Approach | Procedure | ICD-10-PCS |
| 02703D6 | Dilation of Coronary Artery, One Artery, Bifurcation, with Intraluminal Device, Percutaneous Approach | Procedure | ICD-10-PCS |
| 02703DZ | Dilation of Coronary Artery, One Artery with Intraluminal Device, Percutaneous Approach | Procedure | ICD-10-PCS |
| 02703EZ | Dilation of Coronary Artery, One Artery with Two Intraluminal Devices, Percutaneous Approach | Procedure | ICD-10-PCS |
| 02703F6 | Dilation of Coronary Artery, One Artery, Bifurcation, with Three Intraluminal Devices, Percutaneous Approach | Procedure | ICD-10-PCS |
| 02703FZ | Dilation of Coronary Artery, One Artery with Three Intraluminal Devices, Percutaneous Approach | Procedure | ICD-10-PCS |
| 02703G6 | Dilation of Coronary Artery, One Artery, Bifurcation, with Four or More Intraluminal Devices, Percutaneous Approach | Procedure | ICD-10-PCS |
| 02703GZ | Dilation of Coronary Artery, One Artery with Four or More Intraluminal Devices, Percutaneous Approach | Procedure | ICD-10-PCS |
| 02703T6 | Dilation of Coronary Artery, One Artery, Bifurcation, with Radioactive Intraluminal Device, Percutaneous Approach | Procedure | ICD-10-PCS |
| 02703TZ | Dilation of Coronary Artery, One Artery with Radioactive Intraluminal Device, Percutaneous Approach | Procedure | ICD-10-PCS |

Appendix C.1. List of RxNorm Concept Unique Identifier (RXCUI), Logical Observation Identifiers Names and Codes (LOINC), International Classification of Diseases, Tenth Revision, Clinical Modification (ICD-10-CM), International Classification of Diseases, Tenth Revision, Procedure Coding System (ICD-10-PCS), Healthcare Common Procedure Coding System (HCPCS), and Current Procedural Terminology (CPT) Codes Used to Define Baseline Characteristics for this Request

| Code | Description | Code Category | Code Type |
|-------------|--|----------------------|------------------|
| 027044Z | Dilation of Coronary Artery, One Artery with Drug-eluting Intraluminal Device, Percutaneous Endoscopic Approach | Procedure | ICD-10-PCS |
| 027045Z | Dilation of Coronary Artery, One Artery with Two Drug-eluting Intraluminal Devices, Percutaneous Endoscopic Approach | Procedure | ICD-10-PCS |
| 027046Z | Dilation of Coronary Artery, One Artery with Three Drug-eluting Intraluminal Devices, Percutaneous Endoscopic Approach | Procedure | ICD-10-PCS |
| 027047Z | Dilation of Coronary Artery, One Artery with Four or More Drug-eluting Intraluminal Devices, Percutaneous Endoscopic Approach | Procedure | ICD-10-PCS |
| 02704D6 | Dilation of Coronary Artery, One Artery, Bifurcation, with Intraluminal Device, Percutaneous Endoscopic Approach | Procedure | ICD-10-PCS |
| 02704DZ | Dilation of Coronary Artery, One Artery with Intraluminal Device, Percutaneous Endoscopic Approach | Procedure | ICD-10-PCS |
| 02704EZ | Dilation of Coronary Artery, One Artery with Two Intraluminal Devices, Percutaneous Endoscopic Approach | Procedure | ICD-10-PCS |
| 02704F6 | Dilation of Coronary Artery, One Artery, Bifurcation, with Three Intraluminal Devices, Percutaneous Endoscopic Approach | Procedure | ICD-10-PCS |
| 02704FZ | Dilation of Coronary Artery, One Artery with Three Intraluminal Devices, Percutaneous Endoscopic Approach | Procedure | ICD-10-PCS |
| 02704G6 | Dilation of Coronary Artery, One Artery, Bifurcation, with Four or More Intraluminal Devices, Percutaneous Endoscopic Approach | Procedure | ICD-10-PCS |
| 02704GZ | Dilation of Coronary Artery, One Artery with Four or More Intraluminal Devices, Percutaneous Endoscopic Approach | Procedure | ICD-10-PCS |
| 02704T6 | Dilation of Coronary Artery, One Artery, Bifurcation, with Radioactive Intraluminal Device, Percutaneous Endoscopic Approach | Procedure | ICD-10-PCS |
| 02704TZ | Dilation of Coronary Artery, One Artery with Radioactive Intraluminal Device, Percutaneous Endoscopic Approach | Procedure | ICD-10-PCS |
| 027104Z | Dilation of Coronary Artery, Two Arteries with Drug-eluting Intraluminal Device, Open Approach | Procedure | ICD-10-PCS |
| 027105Z | Dilation of Coronary Artery, Two Arteries with Two Drug-eluting Intraluminal Devices, Open Approach | Procedure | ICD-10-PCS |
| 027106Z | Dilation of Coronary Artery, Two Arteries with Three Drug-eluting Intraluminal Devices, Open Approach | Procedure | ICD-10-PCS |
| 027107Z | Dilation of Coronary Artery, Two Arteries with Four or More Drug-eluting Intraluminal Devices, Open Approach | Procedure | ICD-10-PCS |
| 02710D6 | Dilation of Coronary Artery, Two Arteries, Bifurcation, with Intraluminal Device, Open Approach | Procedure | ICD-10-PCS |
| 02710DZ | Dilation of Coronary Artery, Two Arteries with Intraluminal Device, Open Approach | Procedure | ICD-10-PCS |
| 02710EZ | Dilation of Coronary Artery, Two Arteries with Two Intraluminal Devices, Open Approach | Procedure | ICD-10-PCS |

Appendix C.1. List of RxNorm Concept Unique Identifier (RXCUI), Logical Observation Identifiers Names and Codes (LOINC), International Classification of Diseases, Tenth Revision, Clinical Modification (ICD-10-CM), International Classification of Diseases, Tenth Revision, Procedure Coding System (ICD-10-PCS), Healthcare Common Procedure Coding System (HCPCS), and Current Procedural Terminology (CPT) Codes Used to Define Baseline Characteristics for this Request

| Code | Description | Code Category | Code Type |
|-------------|---|----------------------|------------------|
| 02710F6 | Dilation of Coronary Artery, Two Arteries, Bifurcation, with Three Intraluminal Devices, Open Approach | Procedure | ICD-10-PCS |
| 02710FZ | Dilation of Coronary Artery, Two Arteries with Three Intraluminal Devices, Open Approach | Procedure | ICD-10-PCS |
| 02710G6 | Dilation of Coronary Artery, Two Arteries, Bifurcation, with Four or More Intraluminal Devices, Open Approach | Procedure | ICD-10-PCS |
| 02710GZ | Dilation of Coronary Artery, Two Arteries with Four or More Intraluminal Devices, Open Approach | Procedure | ICD-10-PCS |
| 02710T6 | Dilation of Coronary Artery, Two Arteries, Bifurcation, with Radioactive Intraluminal Device, Open Approach | Procedure | ICD-10-PCS |
| 02710TZ | Dilation of Coronary Artery, Two Arteries with Radioactive Intraluminal Device, Open Approach | Procedure | ICD-10-PCS |
| 02710Z6 | Dilation of Coronary Artery, Two Arteries, Bifurcation, Open Approach | Procedure | ICD-10-PCS |
| 02710ZZ | Dilation of Coronary Artery, Two Arteries, Open Approach | Procedure | ICD-10-PCS |
| 027134Z | Dilation of Coronary Artery, Two Arteries with Drug-eluting Intraluminal Device, Percutaneous Approach | Procedure | ICD-10-PCS |
| 027135Z | Dilation of Coronary Artery, Two Arteries with Two Drug-eluting Intraluminal Devices, Percutaneous Approach | Procedure | ICD-10-PCS |
| 027136Z | Dilation of Coronary Artery, Two Arteries with Three Drug-eluting Intraluminal Devices, Percutaneous Approach | Procedure | ICD-10-PCS |
| 027137Z | Dilation of Coronary Artery, Two Arteries with Four or More Drug-eluting Intraluminal Devices, Percutaneous Approach | Procedure | ICD-10-PCS |
| 02713D6 | Dilation of Coronary Artery, Two Arteries, Bifurcation, with Intraluminal Device, Percutaneous Approach | Procedure | ICD-10-PCS |
| 02713DZ | Dilation of Coronary Artery, Two Arteries with Intraluminal Device, Percutaneous Approach | Procedure | ICD-10-PCS |
| 02713EZ | Dilation of Coronary Artery, Two Arteries with Two Intraluminal Devices, Percutaneous Approach | Procedure | ICD-10-PCS |
| 02713F6 | Dilation of Coronary Artery, Two Arteries, Bifurcation, with Three Intraluminal Devices, Percutaneous Approach | Procedure | ICD-10-PCS |
| 02713FZ | Dilation of Coronary Artery, Two Arteries with Three Intraluminal Devices, Percutaneous Approach | Procedure | ICD-10-PCS |
| 02713G6 | Dilation of Coronary Artery, Two Arteries, Bifurcation, with Four or More Intraluminal Devices, Percutaneous Approach | Procedure | ICD-10-PCS |
| 02713GZ | Dilation of Coronary Artery, Two Arteries with Four or More Intraluminal Devices, Percutaneous Approach | Procedure | ICD-10-PCS |
| 02713T6 | Dilation of Coronary Artery, Two Arteries, Bifurcation, with Radioactive Intraluminal Device, Percutaneous Approach | Procedure | ICD-10-PCS |
| 02713TZ | Dilation of Coronary Artery, Two Arteries with Radioactive Intraluminal Device, Percutaneous Approach | Procedure | ICD-10-PCS |

Appendix C.1. List of RxNorm Concept Unique Identifier (RXCUI), Logical Observation Identifiers Names and Codes (LOINC), International Classification of Diseases, Tenth Revision, Clinical Modification (ICD-10-CM), International Classification of Diseases, Tenth Revision, Procedure Coding System (ICD-10-PCS), Healthcare Common Procedure Coding System (HCPCS), and Current Procedural Terminology (CPT) Codes Used to Define Baseline Characteristics for this Request

| Code | Description | Code Category | Code Type |
|-------------|--|----------------------|------------------|
| 027144Z | Dilation of Coronary Artery, Two Arteries with Drug-eluting Intraluminal Device, Percutaneous Endoscopic Approach | Procedure | ICD-10-PCS |
| 027145Z | Dilation of Coronary Artery, Two Arteries with Two Drug-eluting Intraluminal Devices, Percutaneous Endoscopic Approach | Procedure | ICD-10-PCS |
| 027146Z | Dilation of Coronary Artery, Two Arteries with Three Drug-eluting Intraluminal Devices, Percutaneous Endoscopic Approach | Procedure | ICD-10-PCS |
| 027147Z | Dilation of Coronary Artery, Two Arteries with Four or More Drug-eluting Intraluminal Devices, Percutaneous Endoscopic Approach | Procedure | ICD-10-PCS |
| 02714D6 | Dilation of Coronary Artery, Two Arteries, Bifurcation, with Intraluminal Device, Percutaneous Endoscopic Approach | Procedure | ICD-10-PCS |
| 02714DZ | Dilation of Coronary Artery, Two Arteries with Intraluminal Device, Percutaneous Endoscopic Approach | Procedure | ICD-10-PCS |
| 02714EZ | Dilation of Coronary Artery, Two Arteries with Two Intraluminal Devices, Percutaneous Endoscopic Approach | Procedure | ICD-10-PCS |
| 02714F6 | Dilation of Coronary Artery, Two Arteries, Bifurcation, with Three Intraluminal Devices, Percutaneous Endoscopic Approach | Procedure | ICD-10-PCS |
| 02714FZ | Dilation of Coronary Artery, Two Arteries with Three Intraluminal Devices, Percutaneous Endoscopic Approach | Procedure | ICD-10-PCS |
| 02714G6 | Dilation of Coronary Artery, Two Arteries, Bifurcation, with Four or More Intraluminal Devices, Percutaneous Endoscopic Approach | Procedure | ICD-10-PCS |
| 02714GZ | Dilation of Coronary Artery, Two Arteries with Four or More Intraluminal Devices, Percutaneous Endoscopic Approach | Procedure | ICD-10-PCS |
| 02714T6 | Dilation of Coronary Artery, Two Arteries, Bifurcation, with Radioactive Intraluminal Device, Percutaneous Endoscopic Approach | Procedure | ICD-10-PCS |
| 02714TZ | Dilation of Coronary Artery, Two Arteries with Radioactive Intraluminal Device, Percutaneous Endoscopic Approach | Procedure | ICD-10-PCS |
| 027204Z | Dilation of Coronary Artery, Three Arteries with Drug-eluting Intraluminal Device, Open Approach | Procedure | ICD-10-PCS |
| 027205Z | Dilation of Coronary Artery, Three Arteries with Two Drug-eluting Intraluminal Devices, Open Approach | Procedure | ICD-10-PCS |
| 027206Z | Dilation of Coronary Artery, Three Arteries with Three Drug-eluting Intraluminal Devices, Open Approach | Procedure | ICD-10-PCS |
| 027207Z | Dilation of Coronary Artery, Three Arteries with Four or More Drug-eluting Intraluminal Devices, Open Approach | Procedure | ICD-10-PCS |
| 02720D6 | Dilation of Coronary Artery, Three Arteries, Bifurcation, with Intraluminal Device, Open Approach | Procedure | ICD-10-PCS |
| 02720DZ | Dilation of Coronary Artery, Three Arteries with Intraluminal Device, Open Approach | Procedure | ICD-10-PCS |
| 02720EZ | Dilation of Coronary Artery, Three Arteries with Two Intraluminal Devices, Open Approach | Procedure | ICD-10-PCS |

Appendix C.1. List of RxNorm Concept Unique Identifier (RXCUI), Logical Observation Identifiers Names and Codes (LOINC), International Classification of Diseases, Tenth Revision, Clinical Modification (ICD-10-CM), International Classification of Diseases, Tenth Revision, Procedure Coding System (ICD-10-PCS), Healthcare Common Procedure Coding System (HCPCS), and Current Procedural Terminology (CPT) Codes Used to Define Baseline Characteristics for this Request

| Code | Description | Code Category | Code Type |
|-------------|---|----------------------|------------------|
| 02720F6 | Dilation of Coronary Artery, Three Arteries, Bifurcation, with Three Intraluminal Devices, Open Approach | Procedure | ICD-10-PCS |
| 02720FZ | Dilation of Coronary Artery, Three Arteries with Three Intraluminal Devices, Open Approach | Procedure | ICD-10-PCS |
| 02720G6 | Dilation of Coronary Artery, Three Arteries, Bifurcation, with Four or More Intraluminal Devices, Open Approach | Procedure | ICD-10-PCS |
| 02720GZ | Dilation of Coronary Artery, Three Arteries with Four or More Intraluminal Devices, Open Approach | Procedure | ICD-10-PCS |
| 02720T6 | Dilation of Coronary Artery, Three Arteries, Bifurcation, with Radioactive Intraluminal Device, Open Approach | Procedure | ICD-10-PCS |
| 02720TZ | Dilation of Coronary Artery, Three Arteries with Radioactive Intraluminal Device, Open Approach | Procedure | ICD-10-PCS |
| 02720Z6 | Dilation of Coronary Artery, Three Arteries, Bifurcation, Open Approach | Procedure | ICD-10-PCS |
| 02720ZZ | Dilation of Coronary Artery, Three Arteries, Open Approach | Procedure | ICD-10-PCS |
| 027234Z | Dilation of Coronary Artery, Three Arteries with Drug-eluting Intraluminal Device, Percutaneous Approach | Procedure | ICD-10-PCS |
| 027235Z | Dilation of Coronary Artery, Three Arteries with Two Drug-eluting Intraluminal Devices, Percutaneous Approach | Procedure | ICD-10-PCS |
| 027236Z | Dilation of Coronary Artery, Three Arteries with Three Drug-eluting Intraluminal Devices, Percutaneous Approach | Procedure | ICD-10-PCS |
| 027237Z | Dilation of Coronary Artery, Three Arteries with Four or More Drug-eluting Intraluminal Devices, Percutaneous Approach | Procedure | ICD-10-PCS |
| 02723D6 | Dilation of Coronary Artery, Three Arteries, Bifurcation, with Intraluminal Device, Percutaneous Approach | Procedure | ICD-10-PCS |
| 02723DZ | Dilation of Coronary Artery, Three Arteries with Intraluminal Device, Percutaneous Approach | Procedure | ICD-10-PCS |
| 02723EZ | Dilation of Coronary Artery, Three Arteries with Two Intraluminal Devices, Percutaneous Approach | Procedure | ICD-10-PCS |
| 02723F6 | Dilation of Coronary Artery, Three Arteries, Bifurcation, with Three Intraluminal Devices, Percutaneous Approach | Procedure | ICD-10-PCS |
| 02723FZ | Dilation of Coronary Artery, Three Arteries with Three Intraluminal Devices, Percutaneous Approach | Procedure | ICD-10-PCS |
| 02723G6 | Dilation of Coronary Artery, Three Arteries, Bifurcation, with Four or More Intraluminal Devices, Percutaneous Approach | Procedure | ICD-10-PCS |
| 02723GZ | Dilation of Coronary Artery, Three Arteries with Four or More Intraluminal Devices, Percutaneous Approach | Procedure | ICD-10-PCS |
| 02723T6 | Dilation of Coronary Artery, Three Arteries, Bifurcation, with Radioactive Intraluminal Device, Percutaneous Approach | Procedure | ICD-10-PCS |
| 02723TZ | Dilation of Coronary Artery, Three Arteries with Radioactive Intraluminal Device, Percutaneous Approach | Procedure | ICD-10-PCS |

Appendix C.1. List of RxNorm Concept Unique Identifier (RXCUI), Logical Observation Identifiers Names and Codes (LOINC), International Classification of Diseases, Tenth Revision, Clinical Modification (ICD-10-CM), International Classification of Diseases, Tenth Revision, Procedure Coding System (ICD-10-PCS), Healthcare Common Procedure Coding System (HCPCS), and Current Procedural Terminology (CPT) Codes Used to Define Baseline Characteristics for this Request

| Code | Description | Code Category | Code Type |
|-------------|--|----------------------|------------------|
| 027244Z | Dilation of Coronary Artery, Three Arteries with Drug-eluting Intraluminal Device, Percutaneous Endoscopic Approach | Procedure | ICD-10-PCS |
| 027245Z | Dilation of Coronary Artery, Three Arteries with Two Drug-eluting Intraluminal Devices, Percutaneous Endoscopic Approach | Procedure | ICD-10-PCS |
| 027246Z | Dilation of Coronary Artery, Three Arteries with Three Drug-eluting Intraluminal Devices, Percutaneous Endoscopic Approach | Procedure | ICD-10-PCS |
| 027247Z | Dilation of Coronary Artery, Three Arteries with Four or More Drug-eluting Intraluminal Devices, Percutaneous Endoscopic Approach | Procedure | ICD-10-PCS |
| 02724D6 | Dilation of Coronary Artery, Three Arteries, Bifurcation, with Intraluminal Device, Percutaneous Endoscopic Approach | Procedure | ICD-10-PCS |
| 02724DZ | Dilation of Coronary Artery, Three Arteries with Intraluminal Device, Percutaneous Endoscopic Approach | Procedure | ICD-10-PCS |
| 02724EZ | Dilation of Coronary Artery, Three Arteries with Two Intraluminal Devices, Percutaneous Endoscopic Approach | Procedure | ICD-10-PCS |
| 02724F6 | Dilation of Coronary Artery, Three Arteries, Bifurcation, with Three Intraluminal Devices, Percutaneous Endoscopic Approach | Procedure | ICD-10-PCS |
| 02724FZ | Dilation of Coronary Artery, Three Arteries with Three Intraluminal Devices, Percutaneous Endoscopic Approach | Procedure | ICD-10-PCS |
| 02724G6 | Dilation of Coronary Artery, Three Arteries, Bifurcation, with Four or More Intraluminal Devices, Percutaneous Endoscopic Approach | Procedure | ICD-10-PCS |
| 02724GZ | Dilation of Coronary Artery, Three Arteries with Four or More Intraluminal Devices, Percutaneous Endoscopic Approach | Procedure | ICD-10-PCS |
| 02724T6 | Dilation of Coronary Artery, Three Arteries, Bifurcation, with Radioactive Intraluminal Device, Percutaneous Endoscopic Approach | Procedure | ICD-10-PCS |
| 02724TZ | Dilation of Coronary Artery, Three Arteries with Radioactive Intraluminal Device, Percutaneous Endoscopic Approach | Procedure | ICD-10-PCS |
| 027304Z | Dilation of Coronary Artery, Four or More Arteries with Drug-eluting Intraluminal Device, Open Approach | Procedure | ICD-10-PCS |
| 027305Z | Dilation of Coronary Artery, Four or More Arteries with Two Drug-eluting Intraluminal Devices, Open Approach | Procedure | ICD-10-PCS |
| 027306Z | Dilation of Coronary Artery, Four or More Arteries with Three Drug-eluting Intraluminal Devices, Open Approach | Procedure | ICD-10-PCS |
| 027307Z | Dilation of Coronary Artery, Four or More Arteries with Four or More Drug-eluting Intraluminal Devices, Open Approach | Procedure | ICD-10-PCS |
| 02730D6 | Dilation of Coronary Artery, Four or More Arteries, Bifurcation, with Intraluminal Device, Open Approach | Procedure | ICD-10-PCS |
| 02730DZ | Dilation of Coronary Artery, Four or More Arteries with Intraluminal Device, Open Approach | Procedure | ICD-10-PCS |
| 02730EZ | Dilation of Coronary Artery, Four or More Arteries with Two Intraluminal Devices, Open Approach | Procedure | ICD-10-PCS |

Appendix C.1. List of RxNorm Concept Unique Identifier (RXCUI), Logical Observation Identifiers Names and Codes (LOINC), International Classification of Diseases, Tenth Revision, Clinical Modification (ICD-10-CM), International Classification of Diseases, Tenth Revision, Procedure Coding System (ICD-10-PCS), Healthcare Common Procedure Coding System (HCPCS), and Current Procedural Terminology (CPT) Codes Used to Define Baseline Characteristics for this Request

| Code | Description | Code Category | Code Type |
|-------------|--|----------------------|------------------|
| 02730F6 | Dilation of Coronary Artery, Four or More Arteries, Bifurcation, with Three Intraluminal Devices, Open Approach | Procedure | ICD-10-PCS |
| 02730FZ | Dilation of Coronary Artery, Four or More Arteries with Three Intraluminal Devices, Open Approach | Procedure | ICD-10-PCS |
| 02730G6 | Dilation of Coronary Artery, Four or More Arteries, Bifurcation, with Four or More Intraluminal Devices, Open Approach | Procedure | ICD-10-PCS |
| 02730GZ | Dilation of Coronary Artery, Four or More Arteries with Four or More Intraluminal Devices, Open Approach | Procedure | ICD-10-PCS |
| 02730T6 | Dilation of Coronary Artery, Four or More Arteries, Bifurcation, with Radioactive Intraluminal Device, Open Approach | Procedure | ICD-10-PCS |
| 02730TZ | Dilation of Coronary Artery, Four or More Arteries with Radioactive Intraluminal Device, Open Approach | Procedure | ICD-10-PCS |
| 02730Z6 | Dilation of Coronary Artery, Four or More Arteries, Bifurcation, Open Approach | Procedure | ICD-10-PCS |
| 02730ZZ | Dilation of Coronary Artery, Four or More Arteries, Open Approach | Procedure | ICD-10-PCS |
| 027334Z | Dilation of Coronary Artery, Four or More Arteries with Drug-eluting Intraluminal Device, Percutaneous Approach | Procedure | ICD-10-PCS |
| 027335Z | Dilation of Coronary Artery, Four or More Arteries with Two Drug-eluting Intraluminal Devices, Percutaneous Approach | Procedure | ICD-10-PCS |
| 027336Z | Dilation of Coronary Artery, Four or More Arteries with Three Drug-eluting Intraluminal Devices, Percutaneous Approach | Procedure | ICD-10-PCS |
| 027337Z | Dilation of Coronary Artery, Four or More Arteries with Four or More Drug-eluting Intraluminal Devices, Percutaneous Approach | Procedure | ICD-10-PCS |
| 02733D6 | Dilation of Coronary Artery, Four or More Arteries, Bifurcation, with Intraluminal Device, Percutaneous Approach | Procedure | ICD-10-PCS |
| 02733DZ | Dilation of Coronary Artery, Four or More Arteries with Intraluminal Device, Percutaneous Approach | Procedure | ICD-10-PCS |
| 02733EZ | Dilation of Coronary Artery, Four or More Arteries with Two Intraluminal Devices, Percutaneous Approach | Procedure | ICD-10-PCS |
| 02733F6 | Dilation of Coronary Artery, Four or More Arteries, Bifurcation, with Three Intraluminal Devices, Percutaneous Approach | Procedure | ICD-10-PCS |
| 02733FZ | Dilation of Coronary Artery, Four or More Arteries with Three Intraluminal Devices, Percutaneous Approach | Procedure | ICD-10-PCS |
| 02733G6 | Dilation of Coronary Artery, Four or More Arteries, Bifurcation, with Four or More Intraluminal Devices, Percutaneous Approach | Procedure | ICD-10-PCS |
| 02733GZ | Dilation of Coronary Artery, Four or More Arteries with Four or More Intraluminal Devices, Percutaneous Approach | Procedure | ICD-10-PCS |
| 02733T6 | Dilation of Coronary Artery, Four or More Arteries, Bifurcation, with Radioactive Intraluminal Device, Percutaneous Approach | Procedure | ICD-10-PCS |

Appendix C.1. List of RxNorm Concept Unique Identifier (RXCUI), Logical Observation Identifiers Names and Codes (LOINC), International Classification of Diseases, Tenth Revision, Clinical Modification (ICD-10-CM), International Classification of Diseases, Tenth Revision, Procedure Coding System (ICD-10-PCS), Healthcare Common Procedure Coding System (HCPCS), and Current Procedural Terminology (CPT) Codes Used to Define Baseline Characteristics for this Request

| Code | Description | Code Category | Code Type |
|-------------|--|----------------------|------------------|
| 02733TZ | Dilation of Coronary Artery, Four or More Arteries with Radioactive Intraluminal Device, Percutaneous Approach | Procedure | ICD-10-PCS |
| 027344Z | Dilation of Coronary Artery, Four or More Arteries with Drug-eluting Intraluminal Device, Percutaneous Endoscopic Approach | Procedure | ICD-10-PCS |
| 027345Z | Dilation of Coronary Artery, Four or More Arteries with Two Drug-eluting Intraluminal Devices, Percutaneous Endoscopic Approach | Procedure | ICD-10-PCS |
| 027346Z | Dilation of Coronary Artery, Four or More Arteries with Three Drug-eluting Intraluminal Devices, Percutaneous Endoscopic Approach | Procedure | ICD-10-PCS |
| 027347Z | Dilation of Coronary Artery, Four or More Arteries with Four or More Drug-eluting Intraluminal Devices, Percutaneous Endoscopic Approach | Procedure | ICD-10-PCS |
| 02734D6 | Dilation of Coronary Artery, Four or More Arteries, Bifurcation, with Intraluminal Device, Percutaneous Endoscopic Approach | Procedure | ICD-10-PCS |
| 02734DZ | Dilation of Coronary Artery, Four or More Arteries with Intraluminal Device, Percutaneous Endoscopic Approach | Procedure | ICD-10-PCS |
| 02734EZ | Dilation of Coronary Artery, Four or More Arteries with Two Intraluminal Devices, Percutaneous Endoscopic Approach | Procedure | ICD-10-PCS |
| 02734F6 | Dilation of Coronary Artery, Four or More Arteries, Bifurcation, with Three Intraluminal Devices, Percutaneous Endoscopic Approach | Procedure | ICD-10-PCS |
| 02734FZ | Dilation of Coronary Artery, Four or More Arteries with Three Intraluminal Devices, Percutaneous Endoscopic Approach | Procedure | ICD-10-PCS |
| 02734G6 | Dilation of Coronary Artery, Four or More Arteries, Bifurcation, with Four or More Intraluminal Devices, Percutaneous Endoscopic | Procedure | ICD-10-PCS |
| 02734GZ | Dilation of Coronary Artery, Four or More Arteries with Four or More Intraluminal Devices, Percutaneous Endoscopic Approach | Procedure | ICD-10-PCS |
| 02734T6 | Dilation of Coronary Artery, Four or More Arteries, Bifurcation, with Radioactive Intraluminal Device, Percutaneous Endoscopic Approach | Procedure | ICD-10-PCS |
| 02734TZ | Dilation of Coronary Artery, Four or More Arteries with Radioactive Intraluminal Device, Percutaneous Endoscopic Approach | Procedure | ICD-10-PCS |
| 02C00Z6 | Extirpation of Matter from Coronary Artery, One Artery, Bifurcation, Open Approach | Procedure | ICD-10-PCS |
| 02C00ZZ | Extirpation of Matter from Coronary Artery, One Artery, Open | Procedure | ICD-10-PCS |
| 02C03Z6 | Extirpation of Matter from Coronary Artery, One Artery, Bifurcation, Percutaneous Approach | Procedure | ICD-10-PCS |
| 02C03ZZ | Extirpation of Matter from Coronary Artery, One Artery, Percutaneous Approach | Procedure | ICD-10-PCS |
| 02C04Z6 | Extirpation of Matter from Coronary Artery, One Artery, Bifurcation, Percutaneous Endoscopic Approach | Procedure | ICD-10-PCS |
| 02C04ZZ | Extirpation of Matter from Coronary Artery, One Artery, Percutaneous Endoscopic Approach | Procedure | ICD-10-PCS |

Appendix C.1. List of RxNorm Concept Unique Identifier (RXCUI), Logical Observation Identifiers Names and Codes (LOINC), International Classification of Diseases, Tenth Revision, Clinical Modification (ICD-10-CM), International Classification of Diseases, Tenth Revision, Procedure Coding System (ICD-10-PCS), Healthcare Common Procedure Coding System (HCPCS), and Current Procedural Terminology (CPT) Codes Used to Define Baseline Characteristics for this Request

| Code | Description | Code Category | Code Type |
|-------------|--|----------------------|------------------|
| 02C10Z6 | Extirpation of Matter from Coronary Artery, Two Arteries, Bifurcation, Open Approach | Procedure | ICD-10-PCS |
| 02C10ZZ | Extirpation of Matter from Coronary Artery, Two Arteries, Open Approach | Procedure | ICD-10-PCS |
| 02C13Z6 | Extirpation of Matter from Coronary Artery, Two Arteries, Bifurcation, Percutaneous Approach | Procedure | ICD-10-PCS |
| 02C13ZZ | Extirpation of Matter from Coronary Artery, Two Arteries, Percutaneous Approach | Procedure | ICD-10-PCS |
| 02C14Z6 | Extirpation of Matter from Coronary Artery, Two Arteries, Bifurcation, Percutaneous Endoscopic Approach | Procedure | ICD-10-PCS |
| 02C14ZZ | Extirpation of Matter from Coronary Artery, Two Arteries, Percutaneous Endoscopic Approach | Procedure | ICD-10-PCS |
| 02C20Z6 | Extirpation of Matter from Coronary Artery, Three Arteries, Bifurcation, Open Approach | Procedure | ICD-10-PCS |
| 02C20ZZ | Extirpation of Matter from Coronary Artery, Three Arteries, Open Approach | Procedure | ICD-10-PCS |
| 02C23Z6 | Extirpation of Matter from Coronary Artery, Three Arteries, Bifurcation, Percutaneous Approach | Procedure | ICD-10-PCS |
| 02C23ZZ | Extirpation of Matter from Coronary Artery, Three Arteries, Percutaneous Approach | Procedure | ICD-10-PCS |
| 02C24Z6 | Extirpation of Matter from Coronary Artery, Three Arteries, Bifurcation, Percutaneous Endoscopic Approach | Procedure | ICD-10-PCS |
| 02C24ZZ | Extirpation of Matter from Coronary Artery, Three Arteries, Percutaneous Endoscopic Approach | Procedure | ICD-10-PCS |
| 02C30Z6 | Extirpation of Matter from Coronary Artery, Four or More Arteries, Bifurcation, Open Approach | Procedure | ICD-10-PCS |
| 02C30ZZ | Extirpation of Matter from Coronary Artery, Four or More Arteries, Open Approach | Procedure | ICD-10-PCS |
| 02C33Z6 | Extirpation of Matter from Coronary Artery, Four or More Arteries, Bifurcation, Percutaneous Approach | Procedure | ICD-10-PCS |
| 02C33ZZ | Extirpation of Matter from Coronary Artery, Four or More Arteries, Percutaneous Approach | Procedure | ICD-10-PCS |
| 02C34Z6 | Extirpation of Matter from Coronary Artery, Four or More Arteries, Bifurcation, Percutaneous Endoscopic Approach | Procedure | ICD-10-PCS |
| 02C34ZZ | Extirpation of Matter from Coronary Artery, Four or More Arteries, Percutaneous Endoscopic Approach | Procedure | ICD-10-PCS |
| 3E07017 | Introduction of Other Thrombolytic into Coronary Artery, Open Approach | Procedure | ICD-10-PCS |
| 3E070PZ | Introduction of Platelet Inhibitor into Coronary Artery, Open | Procedure | ICD-10-PCS |

Appendix C.1. List of RxNorm Concept Unique Identifier (RXCUI), Logical Observation Identifiers Names and Codes (LOINC), International Classification of Diseases, Tenth Revision, Clinical Modification (ICD-10-CM), International Classification of Diseases, Tenth Revision, Procedure Coding System (ICD-10-PCS), Healthcare Common Procedure Coding System (HCPCS), and Current Procedural Terminology (CPT) Codes Used to Define Baseline Characteristics for this Request

| Code | Description | Code Category | Code Type |
|-------------|--|----------------------|------------------|
| 3E07317 | Introduction of Other Thrombolytic into Coronary Artery, Percutaneous Approach | Procedure | ICD-10-PCS |
| 3E073PZ | Introduction of Platelet Inhibitor into Coronary Artery, Percutaneous Approach | Procedure | ICD-10-PCS |
| 4A020N7 | Measurement of Cardiac Sampling and Pressure, Left Heart, Open Approach | Procedure | ICD-10-PCS |
| 4A020N8 | Measurement of Cardiac Sampling and Pressure, Bilateral, Open Approach | Procedure | ICD-10-PCS |
| 4A023N7 | Measurement of Cardiac Sampling and Pressure, Left Heart, Percutaneous Approach | Procedure | ICD-10-PCS |
| 4A023N8 | Measurement of Cardiac Sampling and Pressure, Bilateral, Percutaneous Approach | Procedure | ICD-10-PCS |
| 4A12XSH | Monitoring of Cardiac Vascular Perfusion using Indocyanine Green Dye, External Approach | Procedure | ICD-10-PCS |
| C1034 | Catheter, coronary angioplasty, surpass superfusion catheter, long 30 surpass superfusion catheter | Procedure | HCPCS/CPT |
| C1100 | Guide wire, percutaneous transluminal coronary angioplasty, medtronic ave gt1 guide wire, medtronic ave gt2 fusion guide wire, interventional technologies trackwire, interventional technologies trackwire support, interventional technologies trackwire extra | Procedure | HCPCS/CPT |
| C1101 | Catheter, percutaneous transluminal coronary angioplasty guide, medtronic ave 5f, 6f, 7f, 8f, 9f zuma guide catheter, medtronic ave z2 5f, 6f, 7f, 8f, 9f zuma guide catheter, medtronic ave vector guide catheter, medtronic ave vector x guide catheter. note: only the medtronic ave z2 zuma guide catheters are effective october 1, 2000. the medtronic ave zuma guide catheters were effective august 1, | Procedure | HCPCS/CPT |
| C1366 | Guide wire, percutaneous transluminal coronary angioplasty, hi-torque iron man, hi-torque balance middleweight, hi-torque all star, hi-torque balance heavyweight, hi-torque balance trek | Procedure | HCPCS/CPT |
| C1367 | Guide wire, percutaneous transluminal coronary angioplasty, hi-torque cross it, hi-torque cross-it 100xt, hi-torque cross-it 200xt, hi-torque cross-it 300xt, hi-torque wiggle | Procedure | HCPCS/CPT |
| C1500 | Atherectomy system, peripheral, rotablator rotational angioplasty system with rotalink exchangeable catheter, advancer, and guide wire | Procedure | HCPCS/CPT |
| C1725 | Catheter, transluminal angioplasty, nonlaser (may include guidance, infusion/perfusion capability) | Procedure | HCPCS/CPT |
| C1885 | Catheter, transluminal angioplasty, laser | Procedure | HCPCS/CPT |
| C1930 | Catheter, percutaneous transluminal coronary angioplasty, coyote dilatation catheter 20mm/30mm/40mm | Procedure | HCPCS/CPT |

Appendix C.1. List of RxNorm Concept Unique Identifier (RXCUI), Logical Observation Identifiers Names and Codes (LOINC), International Classification of Diseases, Tenth Revision, Clinical Modification (ICD-10-CM), International Classification of Diseases, Tenth Revision, Procedure Coding System (ICD-10-PCS), Healthcare Common Procedure Coding System (HCPCS), and Current Procedural Terminology (CPT) Codes Used to Define Baseline Characteristics for this Request

| Code | Description | Code Category | Code Type |
|-------|--|---------------|-----------|
| C1933 | Catheter, opti-plast centurion 5.5f pta catheter (shaft length 50 cm to 120 cm), opti-plast xl 5.5f pta catheter (shaft length 75 cm to 120 cm), opti-plast pta catheter (5.5 fr), tru trac 5fr percutaneous transluminal angioplasty balloon dilatation catheter, optiplast xt 5 fr percutaneous transluminal angioplasty catheter (various sizes) | Procedure | HCPCS/CPT |
| C1948 | Catheter, pursuit balloon angioplasty catheter, cook accent balloon angioplasty catheter | Procedure | HCPCS/CPT |
| C1981 | Catheter ,coronary angioplasty balloon, adante, bonnie, bonnie 15mm, bonnie monorail 30mm or 40mm, bonnie sliding rail, bypass speedy, chubby, chubby sliding rail, coyote 20mm, coyote 9/15/25mm, maxxum, nc ranger, nc ranger 9mm, ranger 20mm, long ranger 30mm or 40mm, nc ranger 16/18mm, nc ranger 22/25/30mm, nc big ranger, quantum ranger, quantum ranger 1/4 sizes, quantum ranger 9/16/18mm, quantum ranger 22/30mm, quantum ranger 25mm, ranger lp 20/30/40, viva/long viva, ace - 1cm, ace - 2cm, ace graft, long ace, pivot cobra (10, 14, 18, 30, 40mm in lengths) note: only the bonnie monorail 30mm or 40mm, long ranger 30mm or 40mm. and ranger 20mm are effective 01/01/01. the other catheters | Procedure | HCPCS/CPT |
| C2605 | Catheter, spectranetics extreme laser catheter, spectranetics extreme 0.9mm coronary angioplasty catheter (model 110-001) | Procedure | HCPCS/CPT |
| C2623 | Catheter, transluminal angioplasty, drug-coated, nonlaser | Procedure | HCPCS/CPT |
| C3551 | Guide wire, percutaneous transluminal coronary angioplasty, choice, luge, patriot, pt graphix intermediate, trooper, mailman 182/300 cm, glidewire gold guidewire, platinum plus guidewire, platinum plus guidewire with glidex hydrophilic coating, jagwire single-use high performance guide wire, merit medical systems extender guidewire, merit medical systems tomcat ptca guidewire, platinum plus guidewire (0.014 and 0.018 in diameters) | Procedure | HCPCS/CPT |
| C8526 | Optiplast xt 5f percutaneous transluminal angioplasty catheter (various sizes) | Procedure | HCPCS/CPT |
| C9600 | Percutaneous transcatheter placement of drug eluting intracoronary stent(s), with coronary angioplasty when performed; single major coronary artery or branch | Procedure | HCPCS/CPT |
| C9601 | Percutaneous transcatheter placement of drug-eluting intracoronary stent(s), with coronary angioplasty when performed; each additional branch of a major coronary artery (list separately in addition to code for primary procedure) | Procedure | HCPCS/CPT |
| C9602 | Percutaneous transluminal coronary atherectomy, with drug eluting intracoronary stent, with coronary angioplasty when performed; single major coronary artery or branch | Procedure | HCPCS/CPT |

Appendix C.1. List of RxNorm Concept Unique Identifier (RXCUI), Logical Observation Identifiers Names and Codes (LOINC), International Classification of Diseases, Tenth Revision, Clinical Modification (ICD-10-CM), International Classification of Diseases, Tenth Revision, Procedure Coding System (ICD-10-PCS), Healthcare Common Procedure Coding System (HCPCS), and Current Procedural Terminology (CPT) Codes Used to Define Baseline Characteristics for this Request

| Code | Description | Code Category | Code Type |
|-------------|--|----------------------|------------------|
| C9603 | Percutaneous transluminal coronary atherectomy, with drug-eluting intracoronary stent, with coronary angioplasty when performed; each additional branch of a major coronary artery (list separately in addition to code for primary procedure) | Procedure | HCPCS/CPT |
| C9604 | Percutaneous transluminal revascularization of or through coronary artery bypass graft (internal mammary, free arterial, venous), any combination of drug-eluting intracoronary stent, atherectomy and angioplasty, including distal protection when performed; single vessel | Procedure | HCPCS/CPT |
| C9605 | Percutaneous transluminal revascularization of or through coronary artery bypass graft (internal mammary, free arterial, venous), any combination of drug-eluting intracoronary stent, atherectomy and angioplasty, including distal protection when performed; each additional branch subtended by the bypass graft (list separately in addition to code for primary procedure) | Procedure | HCPCS/CPT |
| C9606 | Percutaneous transluminal revascularization of acute total/subtotal occlusion during acute myocardial infarction, coronary artery or coronary artery bypass graft, any combination of drug-eluting intracoronary stent, atherectomy and angioplasty, including aspiration thrombectomy when performed, single vessel | Procedure | HCPCS/CPT |
| C9607 | Percutaneous transluminal revascularization of chronic total occlusion, coronary artery, coronary artery branch, or coronary artery bypass graft, any combination of drug-eluting intracoronary stent, atherectomy and angioplasty; single vessel | Procedure | HCPCS/CPT |
| C9608 | Percutaneous transluminal revascularization of chronic total occlusion, coronary artery, coronary artery branch, or coronary artery bypass graft, any combination of drug-eluting intracoronary stent, atherectomy and angioplasty; each additional coronary artery, coronary artery branch, or bypass graft (list separately in addition to code for primary procedure) | Procedure | HCPCS/CPT |
| C9754 | Creation of arteriovenous fistula, percutaneous; direct, any site, including all imaging and radiologic supervision and interpretation, when performed and secondary procedures to redirect blood flow (e.g., transluminal balloon angioplasty, coil embolization, when | Procedure | HCPCS/CPT |
| G0290 | Transcatheter placement of a drug eluting intracoronary stent(s), percutaneous, with or without other therapeutic intervention, any method; single vessel | Procedure | HCPCS/CPT |
| G0291 | Transcatheter placement of a drug eluting intracoronary stent(s), percutaneous, with or without other therapeutic intervention, any method; each additional vessel | Procedure | HCPCS/CPT |

Appendix C.1. List of RxNorm Concept Unique Identifier (RXCUI), Logical Observation Identifiers Names and Codes (LOINC), International Classification of Diseases, Tenth Revision, Clinical Modification (ICD-10-CM), International Classification of Diseases, Tenth Revision, Procedure Coding System (ICD-10-PCS), Healthcare Common Procedure Coding System (HCPCS), and Current Procedural Terminology (CPT) Codes Used to Define Baseline Characteristics for this Request

| Code | Description | Code Category | Code Type |
|-------------|--|----------------------|------------------|
| G0392 | Transluminal balloon angioplasty, percutaneous; for maintenance of hemodialysis access, arteriovenous fistula or graft; arterial | Procedure | HCPCS/CPT |
| G0393 | Transluminal balloon angioplasty, percutaneous; for maintenance of hemodialysis access, arteriovenous fistula or graft; venous | Procedure | HCPCS/CPT |
| I20 | Angina pectoris | Diagnosis | ICD-10-CM |
| I20.0 | Unstable angina | Diagnosis | ICD-10-CM |
| I20.1 | Angina pectoris with documented spasm | Diagnosis | ICD-10-CM |
| I20.8 | Other forms of angina pectoris | Diagnosis | ICD-10-CM |
| I20.9 | Angina pectoris, unspecified | Diagnosis | ICD-10-CM |
| I23.7 | Postinfarction angina | Diagnosis | ICD-10-CM |
| I24 | Other acute ischemic heart diseases | Diagnosis | ICD-10-CM |
| I24.0 | Acute coronary thrombosis not resulting in myocardial infarction | Diagnosis | ICD-10-CM |
| I24.8 | Other forms of acute ischemic heart disease | Diagnosis | ICD-10-CM |
| I24.9 | Acute ischemic heart disease, unspecified | Diagnosis | ICD-10-CM |
| I25 | Chronic ischemic heart disease | Diagnosis | ICD-10-CM |
| I25.1 | Atherosclerotic heart disease of native coronary artery | Diagnosis | ICD-10-CM |
| I25.10 | Atherosclerotic heart disease of native coronary artery without angina pectoris | Diagnosis | ICD-10-CM |
| I25.11 | Atherosclerotic heart disease of native coronary artery with angina pectoris | Diagnosis | ICD-10-CM |
| I25.110 | Atherosclerotic heart disease of native coronary artery with unstable angina pectoris | Diagnosis | ICD-10-CM |
| I25.111 | Atherosclerotic heart disease of native coronary artery with angina pectoris with documented spasm | Diagnosis | ICD-10-CM |
| I25.118 | Atherosclerotic heart disease of native coronary artery with other forms of angina pectoris | Diagnosis | ICD-10-CM |
| I25.119 | Atherosclerotic heart disease of native coronary artery with unspecified angina pectoris | Diagnosis | ICD-10-CM |
| I25.2 | Old myocardial infarction | Diagnosis | ICD-10-CM |
| I25.4 | Coronary artery aneurysm and dissection | Diagnosis | ICD-10-CM |
| I25.41 | Coronary artery aneurysm | Diagnosis | ICD-10-CM |
| I25.42 | Coronary artery dissection | Diagnosis | ICD-10-CM |
| I25.5 | Ischemic cardiomyopathy | Diagnosis | ICD-10-CM |
| I25.6 | Silent myocardial ischemia | Diagnosis | ICD-10-CM |
| I25.7 | Atherosclerosis of coronary artery bypass graft(s) and coronary artery of transplanted heart with angina pectoris | Diagnosis | ICD-10-CM |
| I25.70 | Atherosclerosis of coronary artery bypass graft(s), unspecified, with angina pectoris | Diagnosis | ICD-10-CM |
| I25.700 | Atherosclerosis of coronary artery bypass graft(s), unspecified, with unstable angina pectoris | Diagnosis | ICD-10-CM |

Appendix C.1. List of RxNorm Concept Unique Identifier (RXCUI), Logical Observation Identifiers Names and Codes (LOINC), International Classification of Diseases, Tenth Revision, Clinical Modification (ICD-10-CM), International Classification of Diseases, Tenth Revision, Procedure Coding System (ICD-10-PCS), Healthcare Common Procedure Coding System (HCPCS), and Current Procedural Terminology (CPT) Codes Used to Define Baseline Characteristics for this Request

| Code | Description | Code Category | Code Type |
|-------------|--|----------------------|------------------|
| I25.701 | Atherosclerosis of coronary artery bypass graft(s), unspecified, with angina pectoris with documented spasm | Diagnosis | ICD-10-CM |
| I25.708 | Atherosclerosis of coronary artery bypass graft(s), unspecified, with other forms of angina pectoris | Diagnosis | ICD-10-CM |
| I25.709 | Atherosclerosis of coronary artery bypass graft(s), unspecified, with unspecified angina pectoris | Diagnosis | ICD-10-CM |
| I25.71 | Atherosclerosis of autologous vein coronary artery bypass graft(s) with angina pectoris | Diagnosis | ICD-10-CM |
| I25.710 | Atherosclerosis of autologous vein coronary artery bypass graft(s) with unstable angina pectoris | Diagnosis | ICD-10-CM |
| I25.711 | Atherosclerosis of autologous vein coronary artery bypass graft(s) with angina pectoris with documented spasm | Diagnosis | ICD-10-CM |
| I25.718 | Atherosclerosis of autologous vein coronary artery bypass graft(s) with other forms of angina pectoris | Diagnosis | ICD-10-CM |
| I25.719 | Atherosclerosis of autologous vein coronary artery bypass graft(s) with unspecified angina pectoris | Diagnosis | ICD-10-CM |
| I25.72 | Atherosclerosis of autologous artery coronary artery bypass graft(s) with angina pectoris | Diagnosis | ICD-10-CM |
| I25.720 | Atherosclerosis of autologous artery coronary artery bypass graft(s) with unstable angina pectoris | Diagnosis | ICD-10-CM |
| I25.721 | Atherosclerosis of autologous artery coronary artery bypass graft(s) with angina pectoris with documented spasm | Diagnosis | ICD-10-CM |
| I25.728 | Atherosclerosis of autologous artery coronary artery bypass graft(s) with other forms of angina pectoris | Diagnosis | ICD-10-CM |
| I25.729 | Atherosclerosis of autologous artery coronary artery bypass graft(s) with unspecified angina pectoris | Diagnosis | ICD-10-CM |
| I25.73 | Atherosclerosis of nonautologous biological coronary artery bypass graft(s) with angina pectoris | Diagnosis | ICD-10-CM |
| I25.730 | Atherosclerosis of nonautologous biological coronary artery bypass graft(s) with unstable angina pectoris | Diagnosis | ICD-10-CM |
| I25.731 | Atherosclerosis of nonautologous biological coronary artery bypass graft(s) with angina pectoris with documented spasm | Diagnosis | ICD-10-CM |
| I25.738 | Atherosclerosis of nonautologous biological coronary artery bypass graft(s) with other forms of angina pectoris | Diagnosis | ICD-10-CM |
| I25.739 | Atherosclerosis of nonautologous biological coronary artery bypass graft(s) with unspecified angina pectoris | Diagnosis | ICD-10-CM |
| I25.75 | Atherosclerosis of native coronary artery of transplanted heart with angina pectoris | Diagnosis | ICD-10-CM |
| I25.750 | Atherosclerosis of native coronary artery of transplanted heart with unstable angina | Diagnosis | ICD-10-CM |

Appendix C.1. List of RxNorm Concept Unique Identifier (RXCUI), Logical Observation Identifiers Names and Codes (LOINC), International Classification of Diseases, Tenth Revision, Clinical Modification (ICD-10-CM), International Classification of Diseases, Tenth Revision, Procedure Coding System (ICD-10-PCS), Healthcare Common Procedure Coding System (HCPCS), and Current Procedural Terminology (CPT) Codes Used to Define Baseline Characteristics for this Request

| Code | Description | Code Category | Code Type |
|-------------|---|----------------------|------------------|
| I25.751 | Atherosclerosis of native coronary artery of transplanted heart with angina pectoris with documented spasm | Diagnosis | ICD-10-CM |
| I25.758 | Atherosclerosis of native coronary artery of transplanted heart with other forms of angina pectoris | Diagnosis | ICD-10-CM |
| I25.759 | Atherosclerosis of native coronary artery of transplanted heart with unspecified angina pectoris | Diagnosis | ICD-10-CM |
| I25.76 | Atherosclerosis of bypass graft of coronary artery of transplanted heart with angina pectoris | Diagnosis | ICD-10-CM |
| I25.760 | Atherosclerosis of bypass graft of coronary artery of transplanted heart with unstable angina | Diagnosis | ICD-10-CM |
| I25.761 | Atherosclerosis of bypass graft of coronary artery of transplanted heart with angina pectoris with documented spasm | Diagnosis | ICD-10-CM |
| I25.768 | Atherosclerosis of bypass graft of coronary artery of transplanted heart with other forms of angina pectoris | Diagnosis | ICD-10-CM |
| I25.769 | Atherosclerosis of bypass graft of coronary artery of transplanted heart with unspecified angina pectoris | Diagnosis | ICD-10-CM |
| I25.79 | Atherosclerosis of other coronary artery bypass graft(s) with angina pectoris | Diagnosis | ICD-10-CM |
| I25.790 | Atherosclerosis of other coronary artery bypass graft(s) with unstable angina pectoris | Diagnosis | ICD-10-CM |
| I25.791 | Atherosclerosis of other coronary artery bypass graft(s) with angina pectoris with documented spasm | Diagnosis | ICD-10-CM |
| I25.798 | Atherosclerosis of other coronary artery bypass graft(s) with other forms of angina pectoris | Diagnosis | ICD-10-CM |
| I25.799 | Atherosclerosis of other coronary artery bypass graft(s) with unspecified angina pectoris | Diagnosis | ICD-10-CM |
| I25.8 | Other forms of chronic ischemic heart disease | Diagnosis | ICD-10-CM |
| I25.81 | Atherosclerosis of other coronary vessels without angina pectoris | Diagnosis | ICD-10-CM |
| I25.810 | Atherosclerosis of coronary artery bypass graft(s) without angina pectoris | Diagnosis | ICD-10-CM |
| I25.811 | Atherosclerosis of native coronary artery of transplanted heart without angina pectoris | Diagnosis | ICD-10-CM |
| I25.812 | Atherosclerosis of bypass graft of coronary artery of transplanted heart without angina pectoris | Diagnosis | ICD-10-CM |
| I25.82 | Chronic total occlusion of coronary artery | Diagnosis | ICD-10-CM |
| I25.83 | Coronary atherosclerosis due to lipid rich plaque | Diagnosis | ICD-10-CM |
| I25.84 | Coronary atherosclerosis due to calcified coronary lesion | Diagnosis | ICD-10-CM |
| I25.89 | Other forms of chronic ischemic heart disease | Diagnosis | ICD-10-CM |
| I25.9 | Chronic ischemic heart disease, unspecified | Diagnosis | ICD-10-CM |
| I46.2 | Cardiac arrest due to underlying cardiac condition | Diagnosis | ICD-10-CM |

Appendix C.1. List of RxNorm Concept Unique Identifier (RXCUI), Logical Observation Identifiers Names and Codes (LOINC), International Classification of Diseases, Tenth Revision, Clinical Modification (ICD-10-CM), International Classification of Diseases, Tenth Revision, Procedure Coding System (ICD-10-PCS), Healthcare Common Procedure Coding System (HCPCS), and Current Procedural Terminology (CPT) Codes Used to Define Baseline Characteristics for this Request

| Code | Description | Code Category | Code Type |
|-------------|---|----------------------|------------------|
| I46.8 | Cardiac arrest due to other underlying condition | Diagnosis | ICD-10-CM |
| I46.9 | Cardiac arrest, cause unspecified | Diagnosis | ICD-10-CM |
| I47.0 | Re-entry ventricular arrhythmia | Diagnosis | ICD-10-CM |
| I47.2 | Ventricular tachycardia | Diagnosis | ICD-10-CM |
| I70 | Atherosclerosis | Diagnosis | ICD-10-CM |
| I70.0 | Atherosclerosis of aorta | Diagnosis | ICD-10-CM |
| I70.1 | Atherosclerosis of renal artery | Diagnosis | ICD-10-CM |
| I70.8 | Atherosclerosis of other arteries | Diagnosis | ICD-10-CM |
| I70.9 | Other and unspecified atherosclerosis | Diagnosis | ICD-10-CM |
| I70.90 | Unspecified atherosclerosis | Diagnosis | ICD-10-CM |
| I70.91 | Generalized atherosclerosis | Diagnosis | ICD-10-CM |
| S2205 | Minimally invasive direct coronary artery bypass surgery involving mini-thoracotomy or mini-sternotomy surgery, performed under direct vision; using arterial graft(s), single coronary arterial graft | Procedure | HCPCS/CPT |
| S2206 | Minimally invasive direct coronary artery bypass surgery involving mini-thoracotomy or mini-sternotomy surgery, performed under direct vision; using arterial graft(s), 2 coronary arterial grafts | Procedure | HCPCS/CPT |
| S2207 | Minimally invasive direct coronary artery bypass surgery involving mini-thoracotomy or mini-sternotomy surgery, performed under direct vision; using venous graft only, single coronary venous graft | Procedure | HCPCS/CPT |
| S2208 | Minimally invasive direct coronary artery bypass surgery involving mini-thoracotomy or mini-sternotomy surgery, performed under direct vision; using single arterial and venous graft(s), single venous | Procedure | HCPCS/CPT |
| S2209 | Minimally invasive direct coronary artery bypass surgery involving mini-thoracotomy or mini-sternotomy surgery, performed under direct vision; using 2 arterial grafts and single venous graft | Procedure | HCPCS/CPT |
| T82.211A | Breakdown (mechanical) of coronary artery bypass graft, initial encounter | Diagnosis | ICD-10-CM |
| T82.212A | Displacement of coronary artery bypass graft, initial encounter | Diagnosis | ICD-10-CM |
| T82.213A | Leakage of coronary artery bypass graft, initial encounter | Diagnosis | ICD-10-CM |
| T82.218A | Other mechanical complication of coronary artery bypass graft, initial encounter | Diagnosis | ICD-10-CM |
| X2C0361 | Extirpation of Matter from Coronary Artery, One Artery using Orbital Atherectomy Technology, Percutaneous Approach, New Technology Group 1 | Procedure | ICD-10-PCS |
| X2C1361 | Extirpation of Matter from Coronary Artery, Two Arteries using Orbital Atherectomy Technology, Percutaneous Approach, New Technology Group 1 | Procedure | ICD-10-PCS |

Appendix C.1. List of RxNorm Concept Unique Identifier (RXCUI), Logical Observation Identifiers Names and Codes (LOINC), International Classification of Diseases, Tenth Revision, Clinical Modification (ICD-10-CM), International Classification of Diseases, Tenth Revision, Procedure Coding System (ICD-10-PCS), Healthcare Common Procedure Coding System (HCPCS), and Current Procedural Terminology (CPT) Codes Used to Define Baseline Characteristics for this Request

| Code | Description | Code Category | Code Type |
|------------------------|---|----------------------|------------------|
| X2C2361 | Extirpation of Matter from Coronary Artery, Three Arteries using Orbital Atherectomy Technology, Percutaneous Approach, New Technology Group 1 | Procedure | ICD-10-PCS |
| X2C3361 | Extirpation of Matter from Coronary Artery, Four or More Arteries using Orbital Atherectomy Technology, Percutaneous Approach, New Technology Group 1 | Procedure | ICD-10-PCS |
| Z95.1 | Presence of aortocoronary bypass graft | Diagnosis | ICD-10-CM |
| Z95.5 | Presence of coronary angioplasty implant and graft | Diagnosis | ICD-10-CM |
| Z98.61 | Coronary angioplasty status | Diagnosis | ICD-10-CM |
| Cough | | | |
| R05 | Cough | Diagnosis | ICD-10-CM |
| COVID Diagnosis | | | |
| U07.1 | COVID-19 | Diagnosis | ICD-10-CM |
| COVID Lab | | | |
| 94307-6 | SARS-CoV-2 (COVID-19) N gene [Presence] in Specimen by Nucleic acid amplification using CDC primer-probe set N1 | Lab | LOINC |
| 94308-4 | SARS-CoV-2 (COVID-19) N gene [Presence] in Specimen by Nucleic acid amplification using CDC primer-probe set N2 | Lab | LOINC |
| 94309-2 | SARS-CoV-2 (COVID-19) RNA [Presence] in Specimen by NAA with probe detection | Lab | LOINC |
| 94314-2 | SARS-CoV-2 (COVID-19) RdRp gene [Presence] in Specimen by NAA with probe detection | Lab | LOINC |
| 94316-7 | SARS-CoV-2 (COVID-19) N gene [Presence] in Specimen by NAA with probe detection | Lab | LOINC |
| 94500-6 | SARS-CoV-2 (COVID-19) RNA [Presence] in Respiratory specimen by NAA with probe detection | Lab | LOINC |
| 94533-7 | SARS-CoV-2 (COVID-19) N gene [Presence] in Respiratory specimen by NAA with probe detection | Lab | LOINC |
| 94534-5 | SARS-CoV-2 (COVID-19) RdRp gene [Presence] in Respiratory specimen by NAA with probe detection | Lab | LOINC |
| 94559-2 | SARS-CoV-2 (COVID-19) ORF1ab region [Presence] in Respiratory specimen by NAA with probe detection | Lab | LOINC |
| 94565-9 | SARS-CoV-2 (COVID-19) RNA [Presence] in Nasopharynx by NAA with non-probe detection | Lab | LOINC |
| 94639-2 | SARS-CoV-2 (COVID-19) ORF1ab region [Presence] in Specimen by NAA with probe detection | Lab | LOINC |
| 94640-0 | SARS-CoV-2 (COVID-19) S gene [Presence] in Respiratory specimen by NAA with probe detection | Lab | LOINC |
| 94641-8 | SARS-CoV-2 (COVID-19) S gene [Presence] in Specimen by NAA with probe detection | Lab | LOINC |

Appendix C.1. List of RxNorm Concept Unique Identifier (RXCUI), Logical Observation Identifiers Names and Codes (LOINC), International Classification of Diseases, Tenth Revision, Clinical Modification (ICD-10-CM), International Classification of Diseases, Tenth Revision, Procedure Coding System (ICD-10-PCS), Healthcare Common Procedure Coding System (HCPCS), and Current Procedural Terminology (CPT) Codes Used to Define Baseline Characteristics for this Request

| Code | Description | Code Category | Code Type |
|-------------|---|----------------------|------------------|
| 94660-8 | SARS-CoV-2 (COVID-19) RNA [Presence] in Serum or Plasma by NAA with probe detection | Lab | LOINC |
| 94756-4 | SARS-CoV-2 (COVID-19) N gene [Presence] in Respiratory specimen by Nucleic acid amplification using CDC primer-probe set N1 | Lab | LOINC |
| 94757-2 | SARS-CoV-2 (COVID-19) N gene [Presence] in Respiratory specimen by Nucleic acid amplification using CDC primer-probe set N2 | Lab | LOINC |
| 94759-8 | SARS-CoV-2 (COVID-19) RNA [Presence] in Nasopharynx by NAA with probe detection | Lab | LOINC |
| 94760-6 | SARS-CoV-2 (COVID-19) N gene [Presence] in Nasopharynx by NAA with probe detection | Lab | LOINC |
| 94766-3 | SARS-CoV-2 (COVID-19) N gene [Presence] in Serum or Plasma by NAA with probe detection | Lab | LOINC |
| 94767-1 | SARS-CoV-2 (COVID-19) S gene [Presence] in Serum or Plasma by NAA with probe detection | Lab | LOINC |
| 94845-5 | SARS-CoV-2 (COVID-19) RNA [Presence] in Saliva (oral fluid) by NAA with probe detection | Lab | LOINC |
| 95406-5 | SARS-CoV-2 (COVID-19) RNA [Presence] in Nose by NAA with probe detection | Lab | LOINC |
| 95409-9 | SARS-CoV-2 (COVID-19) N gene [Presence] in Nose by NAA with probe detection | Lab | LOINC |
| 95424-8 | SARS-CoV-2 (COVID-19) RNA [Presence] in Respiratory specimen by Sequencing | Lab | LOINC |
| 95425-5 | SARS-CoV-2 (COVID-19) N gene [Presence] in Saliva (oral fluid) by NAA with probe detection | Lab | LOINC |
| 95608-6 | SARS-CoV-2 (COVID-19) RNA [Presence] in Respiratory specimen by NAA with non-probe detection | Lab | LOINC |
| 95609-4 | SARS-CoV-2 (COVID-19) S gene [Presence] in Respiratory specimen by Sequencing | Lab | LOINC |
| 95824-9 | SARS-CoV-2 (COVID-19) ORF1ab region [Presence] in Saliva (oral fluid) by NAA with probe detection | Lab | LOINC |
| 96091-4 | SARS-CoV-2 (COVID-19) RdRp gene [Presence] in Saliva (oral fluid) by NAA with probe detection | Lab | LOINC |
| 96120-1 | SARS-CoV-2 (COVID-19) RdRp gene [Presence] in Lower respiratory specimen by NAA with probe detection | Lab | LOINC |
| 96123-5 | SARS-CoV-2 (COVID-19) RdRp gene [Presence] in Upper respiratory specimen by NAA with probe detection | Lab | LOINC |
| 96448-6 | SARS-CoV-2 (COVID-19) N gene [Presence] in Saliva (oral fluid) by Nucleic acid amplification using CDC primer-probe set N1 | Lab | LOINC |
| 96765-3 | SARS-CoV-2 (COVID-19) S gene [Presence] in Saliva (oral fluid) by NAA with probe detection | Lab | LOINC |

Appendix C.1. List of RxNorm Concept Unique Identifier (RXCUI), Logical Observation Identifiers Names and Codes (LOINC), International Classification of Diseases, Tenth Revision, Clinical Modification (ICD-10-CM), International Classification of Diseases, Tenth Revision, Procedure Coding System (ICD-10-PCS), Healthcare Common Procedure Coding System (HCPCS), and Current Procedural Terminology (CPT) Codes Used to Define Baseline Characteristics for this Request

| Code | Description | Code Category | Code Type |
|-------------|--|----------------------|------------------|
| 96797-6 | SARS-CoV-2 (COVID-19) RNA [Presence] in Oropharyngeal wash by NAA with probe detection | Lab | LOINC |
| 96829-7 | SARS-CoV-2 (COVID-19) RNA [Presence] in Specimen from Donor by NAA with probe detection | Lab | LOINC |
| 96958-4 | SARS-CoV-2 (COVID-19) N gene [Presence] in Saliva (oral fluid) by Nucleic acid amplification using CDC primer-probe set N2 | Lab | LOINC |
| 96986-5 | SARS-CoV-2 (COVID-19) N gene [Presence] in Nose by NAA with non-probe detection | Lab | LOINC |
| 94310-0 | SARS-like coronavirus N gene [Presence] in Unspecified specimen by NAA with probe detection | Lab | LOINC |
| 94315-9 | SARS-related coronavirus E gene [Presence] in Unspecified specimen by NAA with probe detection | Lab | LOINC |
| 94532-9 | SARS-related coronavirus+MERS coronavirus RNA [Presence] in Respiratory specimen by NAA with probe detection | Lab | LOINC |
| 94647-5 | SARS-related coronavirus RNA [Presence] in Unspecified specimen by NAA with probe detection | Lab | LOINC |
| 94758-0 | SARS-related coronavirus E gene [Presence] in Respiratory specimen by NAA with probe detection | Lab | LOINC |
| 94765-5 | SARS-related coronavirus E gene [Presence] in Serum or Plasma by NAA with probe detection | Lab | LOINC |
| 95423-0 | Influenza virus A and B and SARS-CoV-2 (COVID-19) identified in Respiratory specimen by NAA with probe detection | Lab | LOINC |
| 95823-1 | SARS-related coronavirus E gene [Presence] in Saliva (oral fluid) by NAA with probe detection | Lab | LOINC |
| 95826-4 | SARS-CoV-2 (COVID-19) RNA panel - Saliva (oral fluid) by NAA with probe detection | Lab | LOINC |
| 96094-8 | SARS-CoV-2 (COVID-19) and SARS-related CoV RNA panel - Respiratory specimen by NAA with probe detection | Lab | LOINC |
| 96121-9 | SARS-related coronavirus E gene [Presence] in Lower respiratory specimen by NAA with probe detection | Lab | LOINC |
| 96122-7 | SARS-related coronavirus E gene [Presence] in Upper respiratory specimen by NAA with probe detection | Lab | LOINC |
| 96751-3 | SARS-CoV-2 (COVID-19) S gene mutation detected [Identifier] in Specimen by Molecular genetics method | Lab | LOINC |
| 96752-1 | SARS-CoV-2 (COVID-19) S gene mutation [Presence] in Specimen by Molecular genetics method | Lab | LOINC |
| 96763-8 | SARS-CoV-2 (COVID-19) E gene [Presence] in Respiratory specimen by NAA with probe detection | Lab | LOINC |
| 96957-6 | SARS-CoV-2 (COVID-19) M gene [Presence] in Upper respiratory specimen by NAA with probe detection | Lab | LOINC |

Appendix C.1. List of RxNorm Concept Unique Identifier (RXCUI), Logical Observation Identifiers Names and Codes (LOINC), International Classification of Diseases, Tenth Revision, Clinical Modification (ICD-10-CM), International Classification of Diseases, Tenth Revision, Procedure Coding System (ICD-10-PCS), Healthcare Common Procedure Coding System (HCPCS), and Current Procedural Terminology (CPT) Codes Used to Define Baseline Characteristics for this Request

| Code | Description | Code Category | Code Type |
|-------------------------------|---|----------------------|------------------|
| 97098-8 | SARS-CoV-2 (COVID-19) Nsp2 gene [Presence] in Upper respiratory specimen by NAA with probe detection | Lab | LOINC |
| 94502-2 | SARS-related coronavirus RNA [Presence] in Respiratory specimen by NAA with probe detection | Lab | LOINC |
| 94306-8 | SARS-CoV-2 (COVID-19) RNA panel - Unspecified specimen by NAA with probe detection | Lab | LOINC |
| 96897-4 | SARS-CoV-2 (COVID-19) RNA panel - Oropharyngeal wash by NAA with probe detection | Lab | LOINC |
| Creatine phosphokinase | | | |
| 2153-5 | Creatine kinase.macromolecular [Enzymatic activity/volume] in Serum or Plasma | Lab | LOINC |
| 2157-6 | Creatine kinase [Enzymatic activity/volume] in Serum or Plasma | Lab | LOINC |
| 50756-6 | Creatine kinase [Mass/volume] in Blood | Lab | LOINC |
| C-reactive protein | | | |
| 1988-5 | C reactive protein [Mass/volume] in Serum or Plasma | Lab | LOINC |
| 48421-2 | C reactive protein [Mass/volume] in Capillary blood | Lab | LOINC |
| Cystic Fibrosis | | | |
| E84 | CYSTIC FIBROSIS | Diagnosis | ICD-10-CM |
| E84.0 | CYSTIC FIBROSIS WITH PULMONARY MANIFESTATIONS | Diagnosis | ICD-10-CM |
| E84.1 | CYSTIC FIBROSIS WITH INTESTINAL MANIFESTATIONS | Diagnosis | ICD-10-CM |
| E84.11 | MECONIUM ILEUS IN CYSTIC FIBROSIS | Diagnosis | ICD-10-CM |
| E84.19 | CYSTIC FIBROSIS W/OTH INTESTINAL MANIFESTATIONS | Diagnosis | ICD-10-CM |
| E84.8 | CYSTIC FIBROSIS WITH OTHER MANIFESTATIONS | Diagnosis | ICD-10-CM |
| E84.9 | CYSTIC FIBROSIS UNSPECIFIED | Diagnosis | ICD-10-CM |
| Diabetes Mellitus | | | |
| E08.0 | Diabetes mellitus due to underlying condition with hyperosmolarity | Diagnosis | ICD-10-CM |
| E08.00 | Diabetes mellitus due to underlying condition with hyperosmolarity without nonketotic hyperglycemic-hyperosmolar coma (NKHHC) | Diagnosis | ICD-10-CM |
| E08.01 | Diabetes mellitus due to underlying condition with hyperosmolarity with coma | Diagnosis | ICD-10-CM |
| E08.1 | Diabetes mellitus due to underlying condition with ketoacidosis | Diagnosis | ICD-10-CM |
| E08.10 | Diabetes mellitus due to underlying condition with ketoacidosis without coma | Diagnosis | ICD-10-CM |
| E08.11 | Diabetes mellitus due to underlying condition with ketoacidosis with coma | Diagnosis | ICD-10-CM |
| E08.2 | Diabetes mellitus due to underlying condition with kidney | Diagnosis | ICD-10-CM |
| E08.21 | Diabetes mellitus due to underlying condition with diabetic | Diagnosis | ICD-10-CM |
| E08.22 | Diabetes mellitus due to underlying condition with diabetic chronic kidney disease | Diagnosis | ICD-10-CM |

Appendix C.1. List of RxNorm Concept Unique Identifier (RXCUI), Logical Observation Identifiers Names and Codes (LOINC), International Classification of Diseases, Tenth Revision, Clinical Modification (ICD-10-CM), International Classification of Diseases, Tenth Revision, Procedure Coding System (ICD-10-PCS), Healthcare Common Procedure Coding System (HCPCS), and Current Procedural Terminology (CPT) Codes Used to Define Baseline Characteristics for this Request

| Code | Description | Code Category | Code Type |
|-------------|---|----------------------|------------------|
| E08.29 | Diabetes mellitus due to underlying condition with other diabetic kidney complication | Diagnosis | ICD-10-CM |
| E08.3 | Diabetes mellitus due to underlying condition with ophthalmic complications | Diagnosis | ICD-10-CM |
| E08.31 | Diabetes mellitus due to underlying condition with unspecified diabetic retinopathy | Diagnosis | ICD-10-CM |
| E08.311 | Diabetes mellitus due to underlying condition with unspecified diabetic retinopathy with macular edema | Diagnosis | ICD-10-CM |
| E08.319 | Diabetes mellitus due to underlying condition with unspecified diabetic retinopathy without macular edema | Diagnosis | ICD-10-CM |
| E08.32 | Diabetes mellitus due to underlying condition with mild nonproliferative diabetic retinopathy | Diagnosis | ICD-10-CM |
| E08.321 | Diabetes mellitus due to underlying condition with mild nonproliferative diabetic retinopathy with macular edema | Diagnosis | ICD-10-CM |
| E08.3211 | Diabetes mellitus due to underlying condition with mild nonproliferative diabetic retinopathy with macular edema, right eye | Diagnosis | ICD-10-CM |
| E08.3212 | Diabetes mellitus due to underlying condition with mild nonproliferative diabetic retinopathy with macular edema, left eye | Diagnosis | ICD-10-CM |
| E08.3213 | Diabetes mellitus due to underlying condition with mild nonproliferative diabetic retinopathy with macular edema, bilateral | Diagnosis | ICD-10-CM |
| E08.3219 | Diabetes mellitus due to underlying condition with mild nonproliferative diabetic retinopathy with macular edema, | Diagnosis | ICD-10-CM |
| E08.329 | Diabetes mellitus due to underlying condition with mild nonproliferative diabetic retinopathy without macular edema | Diagnosis | ICD-10-CM |
| E08.3291 | Diabetes mellitus due to underlying condition with mild nonproliferative diabetic retinopathy without macular edema, right | Diagnosis | ICD-10-CM |
| E08.3292 | Diabetes mellitus due to underlying condition with mild nonproliferative diabetic retinopathy without macular edema, left eye | Diagnosis | ICD-10-CM |
| E08.3293 | Diabetes mellitus due to underlying condition with mild nonproliferative diabetic retinopathy without macular edema, | Diagnosis | ICD-10-CM |
| E08.3299 | Diabetes mellitus due to underlying condition with mild nonproliferative diabetic retinopathy without macular edema, | Diagnosis | ICD-10-CM |
| E08.33 | Diabetes mellitus due to underlying condition with moderate nonproliferative diabetic retinopathy | Diagnosis | ICD-10-CM |
| E08.331 | Diabetes mellitus due to underlying condition with moderate nonproliferative diabetic retinopathy with macular edema | Diagnosis | ICD-10-CM |
| E08.3311 | Diabetes mellitus due to underlying condition with moderate nonproliferative diabetic retinopathy with macular edema, right eye | Diagnosis | ICD-10-CM |
| E08.3312 | Diabetes mellitus due to underlying condition with moderate nonproliferative diabetic retinopathy with macular edema, left eye | Diagnosis | ICD-10-CM |

Appendix C.1. List of RxNorm Concept Unique Identifier (RXCUI), Logical Observation Identifiers Names and Codes (LOINC), International Classification of Diseases, Tenth Revision, Clinical Modification (ICD-10-CM), International Classification of Diseases, Tenth Revision, Procedure Coding System (ICD-10-PCS), Healthcare Common Procedure Coding System (HCPCS), and Current Procedural Terminology (CPT) Codes Used to Define Baseline Characteristics for this Request

| Code | Description | Code Category | Code Type |
|-------------|--|----------------------|------------------|
| E08.3313 | Diabetes mellitus due to underlying condition with moderate nonproliferative diabetic retinopathy with macular edema, bilateral | Diagnosis | ICD-10-CM |
| E08.3319 | Diabetes mellitus due to underlying condition with moderate nonproliferative diabetic retinopathy with macular edema, unspecified eye | Diagnosis | ICD-10-CM |
| E08.339 | Diabetes mellitus due to underlying condition with moderate nonproliferative diabetic retinopathy without macular edema | Diagnosis | ICD-10-CM |
| E08.3391 | Diabetes mellitus due to underlying condition with moderate nonproliferative diabetic retinopathy without macular edema, right | Diagnosis | ICD-10-CM |
| E08.3392 | Diabetes mellitus due to underlying condition with moderate nonproliferative diabetic retinopathy without macular edema, left eye | Diagnosis | ICD-10-CM |
| E08.3393 | Diabetes mellitus due to underlying condition with moderate nonproliferative diabetic retinopathy without macular edema, | Diagnosis | ICD-10-CM |
| E08.3399 | Diabetes mellitus due to underlying condition with moderate nonproliferative diabetic retinopathy without macular edema, unspecified eye | Diagnosis | ICD-10-CM |
| E08.34 | Diabetes mellitus due to underlying condition with severe nonproliferative diabetic retinopathy | Diagnosis | ICD-10-CM |
| E08.341 | Diabetes mellitus due to underlying condition with severe nonproliferative diabetic retinopathy with macular edema | Diagnosis | ICD-10-CM |
| E08.3411 | Diabetes mellitus due to underlying condition with severe nonproliferative diabetic retinopathy with macular edema, right eye | Diagnosis | ICD-10-CM |
| E08.3412 | Diabetes mellitus due to underlying condition with severe nonproliferative diabetic retinopathy with macular edema, left eye | Diagnosis | ICD-10-CM |
| E08.3413 | Diabetes mellitus due to underlying condition with severe nonproliferative diabetic retinopathy with macular edema, bilateral | Diagnosis | ICD-10-CM |
| E08.3419 | Diabetes mellitus due to underlying condition with severe nonproliferative diabetic retinopathy with macular edema, unspecified eye | Diagnosis | ICD-10-CM |
| E08.349 | Diabetes mellitus due to underlying condition with severe nonproliferative diabetic retinopathy without macular edema | Diagnosis | ICD-10-CM |
| E08.3491 | Diabetes mellitus due to underlying condition with severe nonproliferative diabetic retinopathy without macular edema, right | Diagnosis | ICD-10-CM |
| E08.3492 | Diabetes mellitus due to underlying condition with severe nonproliferative diabetic retinopathy without macular edema, left eye | Diagnosis | ICD-10-CM |
| E08.3493 | Diabetes mellitus due to underlying condition with severe nonproliferative diabetic retinopathy without macular edema, | Diagnosis | ICD-10-CM |
| E08.3499 | Diabetes mellitus due to underlying condition with severe nonproliferative diabetic retinopathy without macular edema, unspecified eye | Diagnosis | ICD-10-CM |

Appendix C.1. List of RxNorm Concept Unique Identifier (RXCUI), Logical Observation Identifiers Names and Codes (LOINC), International Classification of Diseases, Tenth Revision, Clinical Modification (ICD-10-CM), International Classification of Diseases, Tenth Revision, Procedure Coding System (ICD-10-PCS), Healthcare Common Procedure Coding System (HCPCS), and Current Procedural Terminology (CPT) Codes Used to Define Baseline Characteristics for this Request

| Code | Description | Code Category | Code Type |
|-------------|--|----------------------|------------------|
| E08.35 | Diabetes mellitus due to underlying condition with proliferative diabetic retinopathy | Diagnosis | ICD-10-CM |
| E08.351 | Diabetes mellitus due to underlying condition with proliferative diabetic retinopathy with macular edema | Diagnosis | ICD-10-CM |
| E08.3511 | Diabetes mellitus due to underlying condition with proliferative diabetic retinopathy with macular edema, right eye | Diagnosis | ICD-10-CM |
| E08.3512 | Diabetes mellitus due to underlying condition with proliferative diabetic retinopathy with macular edema, left eye | Diagnosis | ICD-10-CM |
| E08.3513 | Diabetes mellitus due to underlying condition with proliferative diabetic retinopathy with macular edema, bilateral | Diagnosis | ICD-10-CM |
| E08.3519 | Diabetes mellitus due to underlying condition with proliferative diabetic retinopathy with macular edema, unspecified eye | Diagnosis | ICD-10-CM |
| E08.352 | Diabetes mellitus due to underlying condition with proliferative diabetic retinopathy with traction retinal detachment involving the | Diagnosis | ICD-10-CM |
| E08.3521 | Diabetes mellitus due to underlying condition with proliferative diabetic retinopathy with traction retinal detachment involving the macula, right eye | Diagnosis | ICD-10-CM |
| E08.3522 | Diabetes mellitus due to underlying condition with proliferative diabetic retinopathy with traction retinal detachment involving the macula, left eye | Diagnosis | ICD-10-CM |
| E08.3523 | Diabetes mellitus due to underlying condition with proliferative diabetic retinopathy with traction retinal detachment involving the macula, bilateral | Diagnosis | ICD-10-CM |
| E08.3529 | Diabetes mellitus due to underlying condition with proliferative diabetic retinopathy with traction retinal detachment involving the macula, unspecified eye | Diagnosis | ICD-10-CM |
| E08.353 | Diabetes mellitus due to underlying condition with proliferative diabetic retinopathy with traction retinal detachment not involving | Diagnosis | ICD-10-CM |
| E08.3531 | Diabetes mellitus due to underlying condition with proliferative diabetic retinopathy with traction retinal detachment not involving the macula, right eye | Diagnosis | ICD-10-CM |
| E08.3532 | Diabetes mellitus due to underlying condition with proliferative diabetic retinopathy with traction retinal detachment not involving the macula, left eye | Diagnosis | ICD-10-CM |
| E08.3533 | Diabetes mellitus due to underlying condition with proliferative diabetic retinopathy with traction retinal detachment not involving the macula, bilateral | Diagnosis | ICD-10-CM |
| E08.3539 | Diabetes mellitus due to underlying condition with proliferative diabetic retinopathy with traction retinal detachment not involving the macula, unspecified eye | Diagnosis | ICD-10-CM |

Appendix C.1. List of RxNorm Concept Unique Identifier (RXCUI), Logical Observation Identifiers Names and Codes (LOINC), International Classification of Diseases, Tenth Revision, Clinical Modification (ICD-10-CM), International Classification of Diseases, Tenth Revision, Procedure Coding System (ICD-10-PCS), Healthcare Common Procedure Coding System (HCPCS), and Current Procedural Terminology (CPT) Codes Used to Define Baseline Characteristics for this Request

| Code | Description | Code Category | Code Type |
|-------------|--|----------------------|------------------|
| E08.354 | Diabetes mellitus due to underlying condition with proliferative diabetic retinopathy with combined traction retinal detachment and rhegmatogenous retinal detachment | Diagnosis | ICD-10-CM |
| E08.3541 | Diabetes mellitus due to underlying condition with proliferative diabetic retinopathy with combined traction retinal detachment and rhegmatogenous retinal detachment, right eye | Diagnosis | ICD-10-CM |
| E08.3542 | Diabetes mellitus due to underlying condition with proliferative diabetic retinopathy with combined traction retinal detachment and rhegmatogenous retinal detachment, left eye | Diagnosis | ICD-10-CM |
| E08.3543 | Diabetes mellitus due to underlying condition with proliferative diabetic retinopathy with combined traction retinal detachment and rhegmatogenous retinal detachment, bilateral | Diagnosis | ICD-10-CM |
| E08.3549 | Diabetes mellitus due to underlying condition with proliferative diabetic retinopathy with combined traction retinal detachment and rhegmatogenous retinal detachment, unspecified eye | Diagnosis | ICD-10-CM |
| E08.355 | Diabetes mellitus due to underlying condition with stable proliferative diabetic retinopathy | Diagnosis | ICD-10-CM |
| E08.3551 | Diabetes mellitus due to underlying condition with stable proliferative diabetic retinopathy, right eye | Diagnosis | ICD-10-CM |
| E08.3552 | Diabetes mellitus due to underlying condition with stable proliferative diabetic retinopathy, left eye | Diagnosis | ICD-10-CM |
| E08.3553 | Diabetes mellitus due to underlying condition with stable proliferative diabetic retinopathy, bilateral | Diagnosis | ICD-10-CM |
| E08.3559 | Diabetes mellitus due to underlying condition with stable proliferative diabetic retinopathy, unspecified eye | Diagnosis | ICD-10-CM |
| E08.359 | Diabetes mellitus due to underlying condition with proliferative diabetic retinopathy without macular edema | Diagnosis | ICD-10-CM |
| E08.3591 | Diabetes mellitus due to underlying condition with proliferative diabetic retinopathy without macular edema, right eye | Diagnosis | ICD-10-CM |
| E08.3592 | Diabetes mellitus due to underlying condition with proliferative diabetic retinopathy without macular edema, left eye | Diagnosis | ICD-10-CM |
| E08.3593 | Diabetes mellitus due to underlying condition with proliferative diabetic retinopathy without macular edema, bilateral | Diagnosis | ICD-10-CM |
| E08.3599 | Diabetes mellitus due to underlying condition with proliferative diabetic retinopathy without macular edema, unspecified eye | Diagnosis | ICD-10-CM |
| E08.36 | Diabetes mellitus due to underlying condition with diabetic cataract | Diagnosis | ICD-10-CM |
| E08.37 | Diabetes mellitus due to underlying condition with diabetic macular edema, resolved following treatment | Diagnosis | ICD-10-CM |
| E08.37X1 | Diabetes mellitus due to underlying condition with diabetic macular edema, resolved following treatment, right eye | Diagnosis | ICD-10-CM |

Appendix C.1. List of RxNorm Concept Unique Identifier (RXCUI), Logical Observation Identifiers Names and Codes (LOINC), International Classification of Diseases, Tenth Revision, Clinical Modification (ICD-10-CM), International Classification of Diseases, Tenth Revision, Procedure Coding System (ICD-10-PCS), Healthcare Common Procedure Coding System (HCPCS), and Current Procedural Terminology (CPT) Codes Used to Define Baseline Characteristics for this Request

| Code | Description | Code Category | Code Type |
|-------------|--|----------------------|------------------|
| E08.37X2 | Diabetes mellitus due to underlying condition with diabetic macular edema, resolved following treatment, left eye | Diagnosis | ICD-10-CM |
| E08.37X3 | Diabetes mellitus due to underlying condition with diabetic macular edema, resolved following treatment, bilateral | Diagnosis | ICD-10-CM |
| E08.37X9 | Diabetes mellitus due to underlying condition with diabetic macular edema, resolved following treatment, unspecified eye | Diagnosis | ICD-10-CM |
| E08.39 | Diabetes mellitus due to underlying condition with other diabetic ophthalmic complication | Diagnosis | ICD-10-CM |
| E08.4 | Diabetes mellitus due to underlying condition with neurological complications | Diagnosis | ICD-10-CM |
| E08.40 | Diabetes mellitus due to underlying condition with diabetic neuropathy, unspecified | Diagnosis | ICD-10-CM |
| E08.41 | Diabetes mellitus due to underlying condition with diabetic mononeuropathy | Diagnosis | ICD-10-CM |
| E08.42 | Diabetes mellitus due to underlying condition with diabetic polyneuropathy | Diagnosis | ICD-10-CM |
| E08.43 | Diabetes mellitus due to underlying condition with diabetic autonomic (poly)neuropathy | Diagnosis | ICD-10-CM |
| E08.44 | Diabetes mellitus due to underlying condition with diabetic | Diagnosis | ICD-10-CM |
| E08.49 | Diabetes mellitus due to underlying condition with other diabetic neurological complication | Diagnosis | ICD-10-CM |
| E08.5 | Diabetes mellitus due to underlying condition with circulatory complications | Diagnosis | ICD-10-CM |
| E08.51 | Diabetes mellitus due to underlying condition with diabetic peripheral angiopathy without gangrene | Diagnosis | ICD-10-CM |
| E08.52 | Diabetes mellitus due to underlying condition with diabetic peripheral angiopathy with gangrene | Diagnosis | ICD-10-CM |
| E08.59 | Diabetes mellitus due to underlying condition with other circulatory complications | Diagnosis | ICD-10-CM |
| E08.6 | Diabetes mellitus due to underlying condition with other specified complications | Diagnosis | ICD-10-CM |
| E08.61 | Diabetes mellitus due to underlying condition with diabetic | Diagnosis | ICD-10-CM |
| E08.610 | Diabetes mellitus due to underlying condition with diabetic neuropathic arthropathy | Diagnosis | ICD-10-CM |
| E08.618 | Diabetes mellitus due to underlying condition with other diabetic arthropathy | Diagnosis | ICD-10-CM |
| E08.62 | Diabetes mellitus due to underlying condition with skin complications | Diagnosis | ICD-10-CM |
| E08.620 | Diabetes mellitus due to underlying condition with diabetic dermatitis | Diagnosis | ICD-10-CM |
| E08.621 | Diabetes mellitus due to underlying condition with foot ulcer | Diagnosis | ICD-10-CM |
| E08.622 | Diabetes mellitus due to underlying condition with other skin ulcer | Diagnosis | ICD-10-CM |

Appendix C.1. List of RxNorm Concept Unique Identifier (RXCUI), Logical Observation Identifiers Names and Codes (LOINC), International Classification of Diseases, Tenth Revision, Clinical Modification (ICD-10-CM), International Classification of Diseases, Tenth Revision, Procedure Coding System (ICD-10-PCS), Healthcare Common Procedure Coding System (HCPCS), and Current Procedural Terminology (CPT) Codes Used to Define Baseline Characteristics for this Request

| Code | Description | Code Category | Code Type |
|-------------|--|----------------------|------------------|
| E08.628 | Diabetes mellitus due to underlying condition with other skin complications | Diagnosis | ICD-10-CM |
| E08.63 | Diabetes mellitus due to underlying condition with oral complications | Diagnosis | ICD-10-CM |
| E08.630 | Diabetes mellitus due to underlying condition with periodontal | Diagnosis | ICD-10-CM |
| E08.638 | Diabetes mellitus due to underlying condition with other oral complications | Diagnosis | ICD-10-CM |
| E08.64 | Diabetes mellitus due to underlying condition with hypoglycemia | Diagnosis | ICD-10-CM |
| E08.641 | Diabetes mellitus due to underlying condition with hypoglycemia with coma | Diagnosis | ICD-10-CM |
| E08.649 | Diabetes mellitus due to underlying condition with hypoglycemia without coma | Diagnosis | ICD-10-CM |
| E08.65 | Diabetes mellitus due to underlying condition with hyperglycemia | Diagnosis | ICD-10-CM |
| E08.69 | Diabetes mellitus due to underlying condition with other specified complication | Diagnosis | ICD-10-CM |
| E08.8 | Diabetes mellitus due to underlying condition with unspecified complications | Diagnosis | ICD-10-CM |
| E08.9 | Diabetes mellitus due to underlying condition without complications | Diagnosis | ICD-10-CM |
| E09.0 | Drug or chemical induced diabetes mellitus with hyperosmolarity | Diagnosis | ICD-10-CM |
| E09.00 | Drug or chemical induced diabetes mellitus with hyperosmolarity without nonketotic hyperglycemic-hyperosmolar coma (NKHHC) | Diagnosis | ICD-10-CM |
| E09.01 | Drug or chemical induced diabetes mellitus with hyperosmolarity with coma | Diagnosis | ICD-10-CM |
| E09.1 | Drug or chemical induced diabetes mellitus with ketoacidosis | Diagnosis | ICD-10-CM |
| E09.10 | Drug or chemical induced diabetes mellitus with ketoacidosis without coma | Diagnosis | ICD-10-CM |
| E09.11 | Drug or chemical induced diabetes mellitus with ketoacidosis with | Diagnosis | ICD-10-CM |
| E09.2 | Drug or chemical induced diabetes mellitus with kidney complications | Diagnosis | ICD-10-CM |
| E09.21 | Drug or chemical induced diabetes mellitus with diabetic nephropathy | Diagnosis | ICD-10-CM |
| E09.22 | Drug or chemical induced diabetes mellitus with diabetic chronic kidney disease | Diagnosis | ICD-10-CM |
| E09.29 | Drug or chemical induced diabetes mellitus with other diabetic kidney complication | Diagnosis | ICD-10-CM |
| E09.3 | Drug or chemical induced diabetes mellitus with ophthalmic complications | Diagnosis | ICD-10-CM |
| E09.31 | Drug or chemical induced diabetes mellitus with unspecified diabetic retinopathy | Diagnosis | ICD-10-CM |
| E09.311 | Drug or chemical induced diabetes mellitus with unspecified diabetic retinopathy with macular edema | Diagnosis | ICD-10-CM |
| E09.319 | Drug or chemical induced diabetes mellitus with unspecified diabetic retinopathy without macular edema | Diagnosis | ICD-10-CM |

Appendix C.1. List of RxNorm Concept Unique Identifier (RXCUI), Logical Observation Identifiers Names and Codes (LOINC), International Classification of Diseases, Tenth Revision, Clinical Modification (ICD-10-CM), International Classification of Diseases, Tenth Revision, Procedure Coding System (ICD-10-PCS), Healthcare Common Procedure Coding System (HCPCS), and Current Procedural Terminology (CPT) Codes Used to Define Baseline Characteristics for this Request

| Code | Description | Code Category | Code Type |
|-------------|--|----------------------|------------------|
| E09.32 | Drug or chemical induced diabetes mellitus with mild nonproliferative diabetic retinopathy | Diagnosis | ICD-10-CM |
| E09.321 | Drug or chemical induced diabetes mellitus with mild nonproliferative diabetic retinopathy with macular edema | Diagnosis | ICD-10-CM |
| E09.3211 | Drug or chemical induced diabetes mellitus with mild nonproliferative diabetic retinopathy with macular edema, right eye | Diagnosis | ICD-10-CM |
| E09.3212 | Drug or chemical induced diabetes mellitus with mild nonproliferative diabetic retinopathy with macular edema, left eye | Diagnosis | ICD-10-CM |
| E09.3213 | Drug or chemical induced diabetes mellitus with mild nonproliferative diabetic retinopathy with macular edema, bilateral | Diagnosis | ICD-10-CM |
| E09.3219 | Drug or chemical induced diabetes mellitus with mild nonproliferative diabetic retinopathy with macular edema, unspecified eye | Diagnosis | ICD-10-CM |
| E09.329 | Drug or chemical induced diabetes mellitus with mild nonproliferative diabetic retinopathy without macular edema | Diagnosis | ICD-10-CM |
| E09.3291 | Drug or chemical induced diabetes mellitus with mild nonproliferative diabetic retinopathy without macular edema, right eye | Diagnosis | ICD-10-CM |
| E09.3292 | Drug or chemical induced diabetes mellitus with mild nonproliferative diabetic retinopathy without macular edema, left eye | Diagnosis | ICD-10-CM |
| E09.3293 | Drug or chemical induced diabetes mellitus with mild nonproliferative diabetic retinopathy without macular edema, bilateral | Diagnosis | ICD-10-CM |
| E09.3299 | Drug or chemical induced diabetes mellitus with mild nonproliferative diabetic retinopathy without macular edema, unspecified eye | Diagnosis | ICD-10-CM |
| E09.33 | Drug or chemical induced diabetes mellitus with moderate nonproliferative diabetic retinopathy | Diagnosis | ICD-10-CM |
| E09.331 | Drug or chemical induced diabetes mellitus with moderate nonproliferative diabetic retinopathy with macular edema | Diagnosis | ICD-10-CM |
| E09.3311 | Drug or chemical induced diabetes mellitus with moderate nonproliferative diabetic retinopathy with macular edema, right eye | Diagnosis | ICD-10-CM |
| E09.3312 | Drug or chemical induced diabetes mellitus with moderate nonproliferative diabetic retinopathy with macular edema, left eye | Diagnosis | ICD-10-CM |
| E09.3313 | Drug or chemical induced diabetes mellitus with moderate nonproliferative diabetic retinopathy with macular edema, bilateral | Diagnosis | ICD-10-CM |
| E09.3319 | Drug or chemical induced diabetes mellitus with moderate nonproliferative diabetic retinopathy with macular edema, unspecified eye | Diagnosis | ICD-10-CM |
| E09.339 | Drug or chemical induced diabetes mellitus with moderate nonproliferative diabetic retinopathy without macular edema | Diagnosis | ICD-10-CM |
| E09.3391 | Drug or chemical induced diabetes mellitus with moderate nonproliferative diabetic retinopathy without macular edema, right | Diagnosis | ICD-10-CM |

Appendix C.1. List of RxNorm Concept Unique Identifier (RXCUI), Logical Observation Identifiers Names and Codes (LOINC), International Classification of Diseases, Tenth Revision, Clinical Modification (ICD-10-CM), International Classification of Diseases, Tenth Revision, Procedure Coding System (ICD-10-PCS), Healthcare Common Procedure Coding System (HCPCS), and Current Procedural Terminology (CPT) Codes Used to Define Baseline Characteristics for this Request

| Code | Description | Code Category | Code Type |
|-------------|---|----------------------|------------------|
| E09.3392 | Drug or chemical induced diabetes mellitus with moderate nonproliferative diabetic retinopathy without macular edema, left eye | Diagnosis | ICD-10-CM |
| E09.3393 | Drug or chemical induced diabetes mellitus with moderate nonproliferative diabetic retinopathy without macular edema, | Diagnosis | ICD-10-CM |
| E09.3399 | Drug or chemical induced diabetes mellitus with moderate nonproliferative diabetic retinopathy without macular edema, unspecified eye | Diagnosis | ICD-10-CM |
| E09.34 | Drug or chemical induced diabetes mellitus with severe nonproliferative diabetic retinopathy | Diagnosis | ICD-10-CM |
| E09.341 | Drug or chemical induced diabetes mellitus with severe nonproliferative diabetic retinopathy with macular edema | Diagnosis | ICD-10-CM |
| E09.3411 | Drug or chemical induced diabetes mellitus with severe nonproliferative diabetic retinopathy with macular edema, right eye | Diagnosis | ICD-10-CM |
| E09.3412 | Drug or chemical induced diabetes mellitus with severe nonproliferative diabetic retinopathy with macular edema, left eye | Diagnosis | ICD-10-CM |
| E09.3413 | Drug or chemical induced diabetes mellitus with severe nonproliferative diabetic retinopathy with macular edema, bilateral | Diagnosis | ICD-10-CM |
| E09.3419 | Drug or chemical induced diabetes mellitus with severe nonproliferative diabetic retinopathy with macular edema, | Diagnosis | ICD-10-CM |
| E09.349 | Drug or chemical induced diabetes mellitus with severe nonproliferative diabetic retinopathy without macular edema | Diagnosis | ICD-10-CM |
| E09.3491 | Drug or chemical induced diabetes mellitus with severe nonproliferative diabetic retinopathy without macular edema, right | Diagnosis | ICD-10-CM |
| E09.3492 | Drug or chemical induced diabetes mellitus with severe nonproliferative diabetic retinopathy without macular edema, left eye | Diagnosis | ICD-10-CM |
| E09.3493 | Drug or chemical induced diabetes mellitus with severe nonproliferative diabetic retinopathy without macular edema, | Diagnosis | ICD-10-CM |
| E09.3499 | Drug or chemical induced diabetes mellitus with severe nonproliferative diabetic retinopathy without macular edema, | Diagnosis | ICD-10-CM |
| E09.35 | Drug or chemical induced diabetes mellitus with proliferative diabetic retinopathy | Diagnosis | ICD-10-CM |
| E09.351 | Drug or chemical induced diabetes mellitus with proliferative diabetic retinopathy with macular edema | Diagnosis | ICD-10-CM |
| E09.3511 | Drug or chemical induced diabetes mellitus with proliferative diabetic retinopathy with macular edema, right eye | Diagnosis | ICD-10-CM |
| E09.3512 | Drug or chemical induced diabetes mellitus with proliferative diabetic retinopathy with macular edema, left eye | Diagnosis | ICD-10-CM |
| E09.3513 | Drug or chemical induced diabetes mellitus with proliferative diabetic retinopathy with macular edema, bilateral | Diagnosis | ICD-10-CM |

Appendix C.1. List of RxNorm Concept Unique Identifier (RXCUI), Logical Observation Identifiers Names and Codes (LOINC), International Classification of Diseases, Tenth Revision, Clinical Modification (ICD-10-CM), International Classification of Diseases, Tenth Revision, Procedure Coding System (ICD-10-PCS), Healthcare Common Procedure Coding System (HCPCS), and Current Procedural Terminology (CPT) Codes Used to Define Baseline Characteristics for this Request

| Code | Description | Code Category | Code Type |
|-------------|---|----------------------|------------------|
| E09.3519 | Drug or chemical induced diabetes mellitus with proliferative diabetic retinopathy with macular edema, unspecified eye | Diagnosis | ICD-10-CM |
| E09.352 | Drug or chemical induced diabetes mellitus with proliferative diabetic retinopathy with traction retinal detachment involving the macula | Diagnosis | ICD-10-CM |
| E09.3521 | Drug or chemical induced diabetes mellitus with proliferative diabetic retinopathy with traction retinal detachment involving the macula, right eye | Diagnosis | ICD-10-CM |
| E09.3522 | Drug or chemical induced diabetes mellitus with proliferative diabetic retinopathy with traction retinal detachment involving the macula, left eye | Diagnosis | ICD-10-CM |
| E09.3523 | Drug or chemical induced diabetes mellitus with proliferative diabetic retinopathy with traction retinal detachment involving the macula, bilateral | Diagnosis | ICD-10-CM |
| E09.3529 | Drug or chemical induced diabetes mellitus with proliferative diabetic retinopathy with traction retinal detachment involving the macula, unspecified eye | Diagnosis | ICD-10-CM |
| E09.353 | Drug or chemical induced diabetes mellitus with proliferative diabetic retinopathy with traction retinal detachment not involving the macula | Diagnosis | ICD-10-CM |
| E09.3531 | Drug or chemical induced diabetes mellitus with proliferative diabetic retinopathy with traction retinal detachment not involving the macula, right eye | Diagnosis | ICD-10-CM |
| E09.3532 | Drug or chemical induced diabetes mellitus with proliferative diabetic retinopathy with traction retinal detachment not involving the macula, left eye | Diagnosis | ICD-10-CM |
| E09.3533 | Drug or chemical induced diabetes mellitus with proliferative diabetic retinopathy with traction retinal detachment not involving the macula, bilateral | Diagnosis | ICD-10-CM |
| E09.3539 | Drug or chemical induced diabetes mellitus with proliferative diabetic retinopathy with traction retinal detachment not involving the macula, unspecified eye | Diagnosis | ICD-10-CM |
| E09.354 | Drug or chemical induced diabetes mellitus with proliferative diabetic retinopathy with combined traction retinal detachment and rhegmatogenous retinal detachment | Diagnosis | ICD-10-CM |
| E09.3541 | Drug or chemical induced diabetes mellitus with proliferative diabetic retinopathy with combined traction retinal detachment and rhegmatogenous retinal detachment, right eye | Diagnosis | ICD-10-CM |
| E09.3542 | Drug or chemical induced diabetes mellitus with proliferative diabetic retinopathy with combined traction retinal detachment and rhegmatogenous retinal detachment, left eye | Diagnosis | ICD-10-CM |

Appendix C.1. List of RxNorm Concept Unique Identifier (RXCUI), Logical Observation Identifiers Names and Codes (LOINC), International Classification of Diseases, Tenth Revision, Clinical Modification (ICD-10-CM), International Classification of Diseases, Tenth Revision, Procedure Coding System (ICD-10-PCS), Healthcare Common Procedure Coding System (HCPCS), and Current Procedural Terminology (CPT) Codes Used to Define Baseline Characteristics for this Request

| Code | Description | Code Category | Code Type |
|-------------|---|----------------------|------------------|
| E09.3543 | Drug or chemical induced diabetes mellitus with proliferative diabetic retinopathy with combined traction retinal detachment and rhegmatogenous retinal detachment, bilateral | Diagnosis | ICD-10-CM |
| E09.3549 | Drug or chemical induced diabetes mellitus with proliferative diabetic retinopathy with combined traction retinal detachment and rhegmatogenous retinal detachment, unspecified eye | Diagnosis | ICD-10-CM |
| E09.355 | Drug or chemical induced diabetes mellitus with stable proliferative diabetic retinopathy | Diagnosis | ICD-10-CM |
| E09.3551 | Drug or chemical induced diabetes mellitus with stable proliferative diabetic retinopathy, right eye | Diagnosis | ICD-10-CM |
| E09.3552 | Drug or chemical induced diabetes mellitus with stable proliferative diabetic retinopathy, left eye | Diagnosis | ICD-10-CM |
| E09.3553 | Drug or chemical induced diabetes mellitus with stable proliferative diabetic retinopathy, bilateral | Diagnosis | ICD-10-CM |
| E09.3559 | Drug or chemical induced diabetes mellitus with stable proliferative diabetic retinopathy, unspecified eye | Diagnosis | ICD-10-CM |
| E09.359 | Drug or chemical induced diabetes mellitus with proliferative diabetic retinopathy without macular edema | Diagnosis | ICD-10-CM |
| E09.3591 | Drug or chemical induced diabetes mellitus with proliferative diabetic retinopathy without macular edema, right eye | Diagnosis | ICD-10-CM |
| E09.3592 | Drug or chemical induced diabetes mellitus with proliferative diabetic retinopathy without macular edema, left eye | Diagnosis | ICD-10-CM |
| E09.3593 | Drug or chemical induced diabetes mellitus with proliferative diabetic retinopathy without macular edema, bilateral | Diagnosis | ICD-10-CM |
| E09.3599 | Drug or chemical induced diabetes mellitus with proliferative diabetic retinopathy without macular edema, unspecified eye | Diagnosis | ICD-10-CM |
| E09.36 | Drug or chemical induced diabetes mellitus with diabetic cataract | Diagnosis | ICD-10-CM |
| E09.37 | Drug or chemical induced diabetes mellitus with diabetic macular edema, resolved following treatment | Diagnosis | ICD-10-CM |
| E09.37X1 | Drug or chemical induced diabetes mellitus with diabetic macular edema, resolved following treatment, right eye | Diagnosis | ICD-10-CM |
| E09.37X2 | Drug or chemical induced diabetes mellitus with diabetic macular edema, resolved following treatment, left eye | Diagnosis | ICD-10-CM |
| E09.37X3 | Drug or chemical induced diabetes mellitus with diabetic macular edema, resolved following treatment, bilateral | Diagnosis | ICD-10-CM |
| E09.37X9 | Drug or chemical induced diabetes mellitus with diabetic macular edema, resolved following treatment, unspecified eye | Diagnosis | ICD-10-CM |
| E09.39 | Drug or chemical induced diabetes mellitus with other diabetic ophthalmic complication | Diagnosis | ICD-10-CM |

Appendix C.1. List of RxNorm Concept Unique Identifier (RXCUI), Logical Observation Identifiers Names and Codes (LOINC), International Classification of Diseases, Tenth Revision, Clinical Modification (ICD-10-CM), International Classification of Diseases, Tenth Revision, Procedure Coding System (ICD-10-PCS), Healthcare Common Procedure Coding System (HCPCS), and Current Procedural Terminology (CPT) Codes Used to Define Baseline Characteristics for this Request

| Code | Description | Code Category | Code Type |
|-------------|--|----------------------|------------------|
| E09.4 | Drug or chemical induced diabetes mellitus with neurological complications | Diagnosis | ICD-10-CM |
| E09.40 | Drug or chemical induced diabetes mellitus with neurological complications with diabetic neuropathy, unspecified | Diagnosis | ICD-10-CM |
| E09.41 | Drug or chemical induced diabetes mellitus with neurological complications with diabetic mononeuropathy | Diagnosis | ICD-10-CM |
| E09.42 | Drug or chemical induced diabetes mellitus with neurological complications with diabetic polyneuropathy | Diagnosis | ICD-10-CM |
| E09.43 | Drug or chemical induced diabetes mellitus with neurological complications with diabetic autonomic (poly)neuropathy | Diagnosis | ICD-10-CM |
| E09.44 | Drug or chemical induced diabetes mellitus with neurological complications with diabetic amyotrophy | Diagnosis | ICD-10-CM |
| E09.49 | Drug or chemical induced diabetes mellitus with neurological complications with other diabetic neurological complication | Diagnosis | ICD-10-CM |
| E09.5 | Drug or chemical induced diabetes mellitus with circulatory complications | Diagnosis | ICD-10-CM |
| E09.51 | Drug or chemical induced diabetes mellitus with diabetic peripheral angiopathy without gangrene | Diagnosis | ICD-10-CM |
| E09.52 | Drug or chemical induced diabetes mellitus with diabetic peripheral angiopathy with gangrene | Diagnosis | ICD-10-CM |
| E09.59 | Drug or chemical induced diabetes mellitus with other circulatory complications | Diagnosis | ICD-10-CM |
| E09.6 | Drug or chemical induced diabetes mellitus with other specified complications | Diagnosis | ICD-10-CM |
| E09.61 | Drug or chemical induced diabetes mellitus with diabetic arthropathy | Diagnosis | ICD-10-CM |
| E09.610 | Drug or chemical induced diabetes mellitus with diabetic neuropathic arthropathy | Diagnosis | ICD-10-CM |
| E09.618 | Drug or chemical induced diabetes mellitus with other diabetic arthropathy | Diagnosis | ICD-10-CM |
| E09.62 | Drug or chemical induced diabetes mellitus with skin complications | Diagnosis | ICD-10-CM |
| E09.620 | Drug or chemical induced diabetes mellitus with diabetic dermatitis | Diagnosis | ICD-10-CM |
| E09.621 | Drug or chemical induced diabetes mellitus with foot ulcer | Diagnosis | ICD-10-CM |
| E09.622 | Drug or chemical induced diabetes mellitus with other skin ulcer | Diagnosis | ICD-10-CM |
| E09.628 | Drug or chemical induced diabetes mellitus with other skin complications | Diagnosis | ICD-10-CM |
| E09.63 | Drug or chemical induced diabetes mellitus with oral complications | Diagnosis | ICD-10-CM |
| E09.630 | Drug or chemical induced diabetes mellitus with periodontal disease | Diagnosis | ICD-10-CM |
| E09.638 | Drug or chemical induced diabetes mellitus with other oral complications | Diagnosis | ICD-10-CM |
| E09.64 | Drug or chemical induced diabetes mellitus with hypoglycemia | Diagnosis | ICD-10-CM |

Appendix C.1. List of RxNorm Concept Unique Identifier (RXCUI), Logical Observation Identifiers Names and Codes (LOINC), International Classification of Diseases, Tenth Revision, Clinical Modification (ICD-10-CM), International Classification of Diseases, Tenth Revision, Procedure Coding System (ICD-10-PCS), Healthcare Common Procedure Coding System (HCPCS), and Current Procedural Terminology (CPT) Codes Used to Define Baseline Characteristics for this Request

| Code | Description | Code Category | Code Type |
|-------------|--|----------------------|------------------|
| E09.641 | Drug or chemical induced diabetes mellitus with hypoglycemia with coma | Diagnosis | ICD-10-CM |
| E09.649 | Drug or chemical induced diabetes mellitus with hypoglycemia without coma | Diagnosis | ICD-10-CM |
| E09.65 | Drug or chemical induced diabetes mellitus with hyperglycemia | Diagnosis | ICD-10-CM |
| E09.69 | Drug or chemical induced diabetes mellitus with other specified complication | Diagnosis | ICD-10-CM |
| E09.8 | Drug or chemical induced diabetes mellitus with unspecified complications | Diagnosis | ICD-10-CM |
| E09.9 | Drug or chemical induced diabetes mellitus without complications | Diagnosis | ICD-10-CM |
| E10.1 | Type 1 diabetes mellitus with ketoacidosis | Diagnosis | ICD-10-CM |
| E10.10 | Type 1 diabetes mellitus with ketoacidosis without coma | Diagnosis | ICD-10-CM |
| E10.11 | Type 1 diabetes mellitus with ketoacidosis with coma | Diagnosis | ICD-10-CM |
| E10.2 | Type 1 diabetes mellitus with kidney complications | Diagnosis | ICD-10-CM |
| E10.21 | Type 1 diabetes mellitus with diabetic nephropathy | Diagnosis | ICD-10-CM |
| E10.22 | Type 1 diabetes mellitus with diabetic chronic kidney disease | Diagnosis | ICD-10-CM |
| E10.29 | Type 1 diabetes mellitus with other diabetic kidney complication | Diagnosis | ICD-10-CM |
| E10.3 | Type 1 diabetes mellitus with ophthalmic complications | Diagnosis | ICD-10-CM |
| E10.31 | Type 1 diabetes mellitus with unspecified diabetic retinopathy | Diagnosis | ICD-10-CM |
| E10.311 | Type 1 diabetes mellitus with unspecified diabetic retinopathy with macular edema | Diagnosis | ICD-10-CM |
| E10.319 | Type 1 diabetes mellitus with unspecified diabetic retinopathy without macular edema | Diagnosis | ICD-10-CM |
| E10.32 | Type 1 diabetes mellitus with mild nonproliferative diabetic | Diagnosis | ICD-10-CM |
| E10.321 | Type 1 diabetes mellitus with mild nonproliferative diabetic retinopathy with macular edema | Diagnosis | ICD-10-CM |
| E10.3211 | Type 1 diabetes mellitus with mild nonproliferative diabetic retinopathy with macular edema, right eye | Diagnosis | ICD-10-CM |
| E10.3212 | Type 1 diabetes mellitus with mild nonproliferative diabetic retinopathy with macular edema, left eye | Diagnosis | ICD-10-CM |
| E10.3213 | Type 1 diabetes mellitus with mild nonproliferative diabetic retinopathy with macular edema, bilateral | Diagnosis | ICD-10-CM |
| E10.3219 | Type 1 diabetes mellitus with mild nonproliferative diabetic retinopathy with macular edema, unspecified eye | Diagnosis | ICD-10-CM |
| E10.329 | Type 1 diabetes mellitus with mild nonproliferative diabetic retinopathy without macular edema | Diagnosis | ICD-10-CM |
| E10.3291 | Type 1 diabetes mellitus with mild nonproliferative diabetic retinopathy without macular edema, right eye | Diagnosis | ICD-10-CM |
| E10.3292 | Type 1 diabetes mellitus with mild nonproliferative diabetic retinopathy without macular edema, left eye | Diagnosis | ICD-10-CM |

Appendix C.1. List of RxNorm Concept Unique Identifier (RXCUI), Logical Observation Identifiers Names and Codes (LOINC), International Classification of Diseases, Tenth Revision, Clinical Modification (ICD-10-CM), International Classification of Diseases, Tenth Revision, Procedure Coding System (ICD-10-PCS), Healthcare Common Procedure Coding System (HCPCS), and Current Procedural Terminology (CPT) Codes Used to Define Baseline Characteristics for this Request

| Code | Description | Code Category | Code Type |
|-------------|---|----------------------|------------------|
| E10.3293 | Type 1 diabetes mellitus with mild nonproliferative diabetic retinopathy without macular edema, bilateral | Diagnosis | ICD-10-CM |
| E10.3299 | Type 1 diabetes mellitus with mild nonproliferative diabetic retinopathy without macular edema, unspecified eye | Diagnosis | ICD-10-CM |
| E10.33 | Type 1 diabetes mellitus with moderate nonproliferative diabetic retinopathy | Diagnosis | ICD-10-CM |
| E10.331 | Type 1 diabetes mellitus with moderate nonproliferative diabetic retinopathy with macular edema | Diagnosis | ICD-10-CM |
| E10.3311 | Type 1 diabetes mellitus with moderate nonproliferative diabetic retinopathy with macular edema, right eye | Diagnosis | ICD-10-CM |
| E10.3312 | Type 1 diabetes mellitus with moderate nonproliferative diabetic retinopathy with macular edema, left eye | Diagnosis | ICD-10-CM |
| E10.3313 | Type 1 diabetes mellitus with moderate nonproliferative diabetic retinopathy with macular edema, bilateral | Diagnosis | ICD-10-CM |
| E10.3319 | Type 1 diabetes mellitus with moderate nonproliferative diabetic retinopathy with macular edema, unspecified eye | Diagnosis | ICD-10-CM |
| E10.339 | Type 1 diabetes mellitus with moderate nonproliferative diabetic retinopathy without macular edema | Diagnosis | ICD-10-CM |
| E10.3391 | Type 1 diabetes mellitus with moderate nonproliferative diabetic retinopathy without macular edema, right eye | Diagnosis | ICD-10-CM |
| E10.3392 | Type 1 diabetes mellitus with moderate nonproliferative diabetic retinopathy without macular edema, left eye | Diagnosis | ICD-10-CM |
| E10.3393 | Type 1 diabetes mellitus with moderate nonproliferative diabetic retinopathy without macular edema, bilateral | Diagnosis | ICD-10-CM |
| E10.3399 | Type 1 diabetes mellitus with moderate nonproliferative diabetic retinopathy without macular edema, unspecified eye | Diagnosis | ICD-10-CM |
| E10.34 | Type 1 diabetes mellitus with severe nonproliferative diabetic retinopathy | Diagnosis | ICD-10-CM |
| E10.341 | Type 1 diabetes mellitus with severe nonproliferative diabetic retinopathy with macular edema | Diagnosis | ICD-10-CM |
| E10.3411 | Type 1 diabetes mellitus with severe nonproliferative diabetic retinopathy with macular edema, right eye | Diagnosis | ICD-10-CM |
| E10.3412 | Type 1 diabetes mellitus with severe nonproliferative diabetic retinopathy with macular edema, left eye | Diagnosis | ICD-10-CM |
| E10.3413 | Type 1 diabetes mellitus with severe nonproliferative diabetic retinopathy with macular edema, bilateral | Diagnosis | ICD-10-CM |
| E10.3419 | Type 1 diabetes mellitus with severe nonproliferative diabetic retinopathy with macular edema, unspecified eye | Diagnosis | ICD-10-CM |
| E10.349 | Type 1 diabetes mellitus with severe nonproliferative diabetic retinopathy without macular edema | Diagnosis | ICD-10-CM |

Appendix C.1. List of RxNorm Concept Unique Identifier (RXCUI), Logical Observation Identifiers Names and Codes (LOINC), International Classification of Diseases, Tenth Revision, Clinical Modification (ICD-10-CM), International Classification of Diseases, Tenth Revision, Procedure Coding System (ICD-10-PCS), Healthcare Common Procedure Coding System (HCPCS), and Current Procedural Terminology (CPT) Codes Used to Define Baseline Characteristics for this Request

| Code | Description | Code Category | Code Type |
|-------------|---|----------------------|------------------|
| E10.3491 | Type 1 diabetes mellitus with severe nonproliferative diabetic retinopathy without macular edema, right eye | Diagnosis | ICD-10-CM |
| E10.3492 | Type 1 diabetes mellitus with severe nonproliferative diabetic retinopathy without macular edema, left eye | Diagnosis | ICD-10-CM |
| E10.3493 | Type 1 diabetes mellitus with severe nonproliferative diabetic retinopathy without macular edema, bilateral | Diagnosis | ICD-10-CM |
| E10.3499 | Type 1 diabetes mellitus with severe nonproliferative diabetic retinopathy without macular edema, unspecified eye | Diagnosis | ICD-10-CM |
| E10.35 | Type 1 diabetes mellitus with proliferative diabetic retinopathy | Diagnosis | ICD-10-CM |
| E10.351 | Type 1 diabetes mellitus with proliferative diabetic retinopathy with macular edema | Diagnosis | ICD-10-CM |
| E10.3511 | Type 1 diabetes mellitus with proliferative diabetic retinopathy with macular edema, right eye | Diagnosis | ICD-10-CM |
| E10.3512 | Type 1 diabetes mellitus with proliferative diabetic retinopathy with macular edema, left eye | Diagnosis | ICD-10-CM |
| E10.3513 | Type 1 diabetes mellitus with proliferative diabetic retinopathy with macular edema, bilateral | Diagnosis | ICD-10-CM |
| E10.3519 | Type 1 diabetes mellitus with proliferative diabetic retinopathy with macular edema, unspecified eye | Diagnosis | ICD-10-CM |
| E10.352 | Type 1 diabetes mellitus with proliferative diabetic retinopathy with traction retinal detachment involving the macula | Diagnosis | ICD-10-CM |
| E10.3521 | Type 1 diabetes mellitus with proliferative diabetic retinopathy with traction retinal detachment involving the macula, right eye | Diagnosis | ICD-10-CM |
| E10.3522 | Type 1 diabetes mellitus with proliferative diabetic retinopathy with traction retinal detachment involving the macula, left eye | Diagnosis | ICD-10-CM |
| E10.3523 | Type 1 diabetes mellitus with proliferative diabetic retinopathy with traction retinal detachment involving the macula, bilateral | Diagnosis | ICD-10-CM |
| E10.3529 | Type 1 diabetes mellitus with proliferative diabetic retinopathy with traction retinal detachment involving the macula, unspecified eye | Diagnosis | ICD-10-CM |
| E10.353 | Type 1 diabetes mellitus with proliferative diabetic retinopathy with traction retinal detachment not involving the macula | Diagnosis | ICD-10-CM |
| E10.3531 | Type 1 diabetes mellitus with proliferative diabetic retinopathy with traction retinal detachment not involving the macula, right eye | Diagnosis | ICD-10-CM |
| E10.3532 | Type 1 diabetes mellitus with proliferative diabetic retinopathy with traction retinal detachment not involving the macula, left eye | Diagnosis | ICD-10-CM |
| E10.3533 | Type 1 diabetes mellitus with proliferative diabetic retinopathy with traction retinal detachment not involving the macula, bilateral | Diagnosis | ICD-10-CM |
| E10.3539 | Type 1 diabetes mellitus with proliferative diabetic retinopathy with traction retinal detachment not involving the macula, unspecified eye | Diagnosis | ICD-10-CM |

Appendix C.1. List of RxNorm Concept Unique Identifier (RXCUI), Logical Observation Identifiers Names and Codes (LOINC), International Classification of Diseases, Tenth Revision, Clinical Modification (ICD-10-CM), International Classification of Diseases, Tenth Revision, Procedure Coding System (ICD-10-PCS), Healthcare Common Procedure Coding System (HCPCS), and Current Procedural Terminology (CPT) Codes Used to Define Baseline Characteristics for this Request

| Code | Description | Code Category | Code Type |
|-------------|---|----------------------|------------------|
| E10.354 | Type 1 diabetes mellitus with proliferative diabetic retinopathy with combined traction retinal detachment and rhegmatogenous retinal detachment | Diagnosis | ICD-10-CM |
| E10.3541 | Type 1 diabetes mellitus with proliferative diabetic retinopathy with combined traction retinal detachment and rhegmatogenous retinal detachment, right eye | Diagnosis | ICD-10-CM |
| E10.3542 | Type 1 diabetes mellitus with proliferative diabetic retinopathy with combined traction retinal detachment and rhegmatogenous retinal detachment, left eye | Diagnosis | ICD-10-CM |
| E10.3543 | Type 1 diabetes mellitus with proliferative diabetic retinopathy with combined traction retinal detachment and rhegmatogenous retinal detachment, bilateral | Diagnosis | ICD-10-CM |
| E10.3549 | Type 1 diabetes mellitus with proliferative diabetic retinopathy with combined traction retinal detachment and rhegmatogenous retinal detachment, unspecified eye | Diagnosis | ICD-10-CM |
| E10.355 | Type 1 diabetes mellitus with stable proliferative diabetic retinopathy | Diagnosis | ICD-10-CM |
| E10.3551 | Type 1 diabetes mellitus with stable proliferative diabetic retinopathy, right eye | Diagnosis | ICD-10-CM |
| E10.3552 | Type 1 diabetes mellitus with stable proliferative diabetic retinopathy, left eye | Diagnosis | ICD-10-CM |
| E10.3553 | Type 1 diabetes mellitus with stable proliferative diabetic retinopathy, bilateral | Diagnosis | ICD-10-CM |
| E10.3559 | Type 1 diabetes mellitus with stable proliferative diabetic retinopathy, unspecified eye | Diagnosis | ICD-10-CM |
| E10.359 | Type 1 diabetes mellitus with proliferative diabetic retinopathy without macular edema | Diagnosis | ICD-10-CM |
| E10.3591 | Type 1 diabetes mellitus with proliferative diabetic retinopathy without macular edema, right eye | Diagnosis | ICD-10-CM |
| E10.3592 | Type 1 diabetes mellitus with proliferative diabetic retinopathy without macular edema, left eye | Diagnosis | ICD-10-CM |
| E10.3593 | Type 1 diabetes mellitus with proliferative diabetic retinopathy without macular edema, bilateral | Diagnosis | ICD-10-CM |
| E10.3599 | Type 1 diabetes mellitus with proliferative diabetic retinopathy without macular edema, unspecified eye | Diagnosis | ICD-10-CM |
| E10.36 | Type 1 diabetes mellitus with diabetic cataract | Diagnosis | ICD-10-CM |
| E10.37 | Type 1 diabetes mellitus with diabetic macular edema, resolved following treatment | Diagnosis | ICD-10-CM |
| E10.37X1 | Type 1 diabetes mellitus with diabetic macular edema, resolved following treatment, right eye | Diagnosis | ICD-10-CM |

Appendix C.1. List of RxNorm Concept Unique Identifier (RXCUI), Logical Observation Identifiers Names and Codes (LOINC), International Classification of Diseases, Tenth Revision, Clinical Modification (ICD-10-CM), International Classification of Diseases, Tenth Revision, Procedure Coding System (ICD-10-PCS), Healthcare Common Procedure Coding System (HCPCS), and Current Procedural Terminology (CPT) Codes Used to Define Baseline Characteristics for this Request

| Code | Description | Code Category | Code Type |
|-------------|---|----------------------|------------------|
| E10.37X2 | Type 1 diabetes mellitus with diabetic macular edema, resolved following treatment, left eye | Diagnosis | ICD-10-CM |
| E10.37X3 | Type 1 diabetes mellitus with diabetic macular edema, resolved following treatment, bilateral | Diagnosis | ICD-10-CM |
| E10.37X9 | Type 1 diabetes mellitus with diabetic macular edema, resolved following treatment, unspecified eye | Diagnosis | ICD-10-CM |
| E10.39 | Type 1 diabetes mellitus with other diabetic ophthalmic complication | Diagnosis | ICD-10-CM |
| E10.4 | Type 1 diabetes mellitus with neurological complications | Diagnosis | ICD-10-CM |
| E10.40 | Type 1 diabetes mellitus with diabetic neuropathy, unspecified | Diagnosis | ICD-10-CM |
| E10.41 | Type 1 diabetes mellitus with diabetic mononeuropathy | Diagnosis | ICD-10-CM |
| E10.42 | Type 1 diabetes mellitus with diabetic polyneuropathy | Diagnosis | ICD-10-CM |
| E10.43 | Type 1 diabetes mellitus with diabetic autonomic (poly)neuropathy | Diagnosis | ICD-10-CM |
| E10.44 | Type 1 diabetes mellitus with diabetic amyotrophy | Diagnosis | ICD-10-CM |
| E10.49 | Type 1 diabetes mellitus with other diabetic neurological complication | Diagnosis | ICD-10-CM |
| E10.5 | Type 1 diabetes mellitus with circulatory complications | Diagnosis | ICD-10-CM |
| E10.51 | Type 1 diabetes mellitus with diabetic peripheral angiopathy without gangrene | Diagnosis | ICD-10-CM |
| E10.52 | Type 1 diabetes mellitus with diabetic peripheral angiopathy with gangrene | Diagnosis | ICD-10-CM |
| E10.59 | Type 1 diabetes mellitus with other circulatory complications | Diagnosis | ICD-10-CM |
| E10.6 | Type 1 diabetes mellitus with other specified complications | Diagnosis | ICD-10-CM |
| E10.61 | Type 1 diabetes mellitus with diabetic arthropathy | Diagnosis | ICD-10-CM |
| E10.610 | Type 1 diabetes mellitus with diabetic neuropathic arthropathy | Diagnosis | ICD-10-CM |
| E10.618 | Type 1 diabetes mellitus with other diabetic arthropathy | Diagnosis | ICD-10-CM |
| E10.62 | Type 1 diabetes mellitus with skin complications | Diagnosis | ICD-10-CM |
| E10.620 | Type 1 diabetes mellitus with diabetic dermatitis | Diagnosis | ICD-10-CM |
| E10.621 | Type 1 diabetes mellitus with foot ulcer | Diagnosis | ICD-10-CM |
| E10.622 | Type 1 diabetes mellitus with other skin ulcer | Diagnosis | ICD-10-CM |
| E10.628 | Type 1 diabetes mellitus with other skin complications | Diagnosis | ICD-10-CM |
| E10.63 | Type 1 diabetes mellitus with oral complications | Diagnosis | ICD-10-CM |
| E10.630 | Type 1 diabetes mellitus with periodontal disease | Diagnosis | ICD-10-CM |
| E10.638 | Type 1 diabetes mellitus with other oral complications | Diagnosis | ICD-10-CM |
| E10.64 | Type 1 diabetes mellitus with hypoglycemia | Diagnosis | ICD-10-CM |
| E10.641 | Type 1 diabetes mellitus with hypoglycemia with coma | Diagnosis | ICD-10-CM |
| E10.649 | Type 1 diabetes mellitus with hypoglycemia without coma | Diagnosis | ICD-10-CM |
| E10.65 | Type 1 diabetes mellitus with hyperglycemia | Diagnosis | ICD-10-CM |
| E10.69 | Type 1 diabetes mellitus with other specified complication | Diagnosis | ICD-10-CM |
| E10.8 | Type 1 diabetes mellitus with unspecified complications | Diagnosis | ICD-10-CM |
| E10.9 | Type 1 diabetes mellitus without complications | Diagnosis | ICD-10-CM |
| E11.0 | Type 2 diabetes mellitus with hyperosmolarity | Diagnosis | ICD-10-CM |

Appendix C.1. List of RxNorm Concept Unique Identifier (RXCUI), Logical Observation Identifiers Names and Codes (LOINC), International Classification of Diseases, Tenth Revision, Clinical Modification (ICD-10-CM), International Classification of Diseases, Tenth Revision, Procedure Coding System (ICD-10-PCS), Healthcare Common Procedure Coding System (HCPCS), and Current Procedural Terminology (CPT) Codes Used to Define Baseline Characteristics for this Request

| Code | Description | Code Category | Code Type |
|-------------|---|----------------------|------------------|
| E11.00 | Type 2 diabetes mellitus with hyperosmolarity without nonketotic hyperglycemic-hyperosmolar coma (NKHHC) | Diagnosis | ICD-10-CM |
| E11.01 | Type 2 diabetes mellitus with hyperosmolarity with coma | Diagnosis | ICD-10-CM |
| E11.1 | Type 2 diabetes mellitus with ketoacidosis | Diagnosis | ICD-10-CM |
| E11.10 | Type 2 diabetes mellitus with ketoacidosis without coma | Diagnosis | ICD-10-CM |
| E11.11 | Type 2 diabetes mellitus with ketoacidosis with coma | Diagnosis | ICD-10-CM |
| E11.2 | Type 2 diabetes mellitus with kidney complications | Diagnosis | ICD-10-CM |
| E11.21 | Type 2 diabetes mellitus with diabetic nephropathy | Diagnosis | ICD-10-CM |
| E11.22 | Type 2 diabetes mellitus with diabetic chronic kidney disease | Diagnosis | ICD-10-CM |
| E11.29 | Type 2 diabetes mellitus with other diabetic kidney complication | Diagnosis | ICD-10-CM |
| E11.3 | Type 2 diabetes mellitus with ophthalmic complications | Diagnosis | ICD-10-CM |
| E11.31 | Type 2 diabetes mellitus with unspecified diabetic retinopathy | Diagnosis | ICD-10-CM |
| E11.311 | Type 2 diabetes mellitus with unspecified diabetic retinopathy with macular edema | Diagnosis | ICD-10-CM |
| E11.319 | Type 2 diabetes mellitus with unspecified diabetic retinopathy without macular edema | Diagnosis | ICD-10-CM |
| E11.32 | Type 2 diabetes mellitus with mild nonproliferative diabetic | Diagnosis | ICD-10-CM |
| E11.321 | Type 2 diabetes mellitus with mild nonproliferative diabetic retinopathy with macular edema | Diagnosis | ICD-10-CM |
| E11.3211 | Type 2 diabetes mellitus with mild nonproliferative diabetic retinopathy with macular edema, right eye | Diagnosis | ICD-10-CM |
| E11.3212 | Type 2 diabetes mellitus with mild nonproliferative diabetic retinopathy with macular edema, left eye | Diagnosis | ICD-10-CM |
| E11.3213 | Type 2 diabetes mellitus with mild nonproliferative diabetic retinopathy with macular edema, bilateral | Diagnosis | ICD-10-CM |
| E11.3219 | Type 2 diabetes mellitus with mild nonproliferative diabetic retinopathy with macular edema, unspecified eye | Diagnosis | ICD-10-CM |
| E11.329 | Type 2 diabetes mellitus with mild nonproliferative diabetic retinopathy without macular edema | Diagnosis | ICD-10-CM |
| E11.3291 | Type 2 diabetes mellitus with mild nonproliferative diabetic retinopathy without macular edema, right eye | Diagnosis | ICD-10-CM |
| E11.3292 | Type 2 diabetes mellitus with mild nonproliferative diabetic retinopathy without macular edema, left eye | Diagnosis | ICD-10-CM |
| E11.3293 | Type 2 diabetes mellitus with mild nonproliferative diabetic retinopathy without macular edema, bilateral | Diagnosis | ICD-10-CM |
| E11.3299 | Type 2 diabetes mellitus with mild nonproliferative diabetic retinopathy without macular edema, unspecified eye | Diagnosis | ICD-10-CM |
| E11.33 | Type 2 diabetes mellitus with moderate nonproliferative diabetic retinopathy | Diagnosis | ICD-10-CM |

Appendix C.1. List of RxNorm Concept Unique Identifier (RXCUI), Logical Observation Identifiers Names and Codes (LOINC), International Classification of Diseases, Tenth Revision, Clinical Modification (ICD-10-CM), International Classification of Diseases, Tenth Revision, Procedure Coding System (ICD-10-PCS), Healthcare Common Procedure Coding System (HCPCS), and Current Procedural Terminology (CPT) Codes Used to Define Baseline Characteristics for this Request

| Code | Description | Code Category | Code Type |
|-------------|---|----------------------|------------------|
| E11.331 | Type 2 diabetes mellitus with moderate nonproliferative diabetic retinopathy with macular edema | Diagnosis | ICD-10-CM |
| E11.3311 | Type 2 diabetes mellitus with moderate nonproliferative diabetic retinopathy with macular edema, right eye | Diagnosis | ICD-10-CM |
| E11.3312 | Type 2 diabetes mellitus with moderate nonproliferative diabetic retinopathy with macular edema, left eye | Diagnosis | ICD-10-CM |
| E11.3313 | Type 2 diabetes mellitus with moderate nonproliferative diabetic retinopathy with macular edema, bilateral | Diagnosis | ICD-10-CM |
| E11.3319 | Type 2 diabetes mellitus with moderate nonproliferative diabetic retinopathy with macular edema, unspecified eye | Diagnosis | ICD-10-CM |
| E11.339 | Type 2 diabetes mellitus with moderate nonproliferative diabetic retinopathy without macular edema | Diagnosis | ICD-10-CM |
| E11.3391 | Type 2 diabetes mellitus with moderate nonproliferative diabetic retinopathy without macular edema, right eye | Diagnosis | ICD-10-CM |
| E11.3392 | Type 2 diabetes mellitus with moderate nonproliferative diabetic retinopathy without macular edema, left eye | Diagnosis | ICD-10-CM |
| E11.3393 | Type 2 diabetes mellitus with moderate nonproliferative diabetic retinopathy without macular edema, bilateral | Diagnosis | ICD-10-CM |
| E11.3399 | Type 2 diabetes mellitus with moderate nonproliferative diabetic retinopathy without macular edema, unspecified eye | Diagnosis | ICD-10-CM |
| E11.34 | Type 2 diabetes mellitus with severe nonproliferative diabetic retinopathy | Diagnosis | ICD-10-CM |
| E11.341 | Type 2 diabetes mellitus with severe nonproliferative diabetic retinopathy with macular edema | Diagnosis | ICD-10-CM |
| E11.3411 | Type 2 diabetes mellitus with severe nonproliferative diabetic retinopathy with macular edema, right eye | Diagnosis | ICD-10-CM |
| E11.3412 | Type 2 diabetes mellitus with severe nonproliferative diabetic retinopathy with macular edema, left eye | Diagnosis | ICD-10-CM |
| E11.3413 | Type 2 diabetes mellitus with severe nonproliferative diabetic retinopathy with macular edema, bilateral | Diagnosis | ICD-10-CM |
| E11.3419 | Type 2 diabetes mellitus with severe nonproliferative diabetic retinopathy with macular edema, unspecified eye | Diagnosis | ICD-10-CM |
| E11.349 | Type 2 diabetes mellitus with severe nonproliferative diabetic retinopathy without macular edema | Diagnosis | ICD-10-CM |
| E11.3491 | Type 2 diabetes mellitus with severe nonproliferative diabetic retinopathy without macular edema, right eye | Diagnosis | ICD-10-CM |
| E11.3492 | Type 2 diabetes mellitus with severe nonproliferative diabetic retinopathy without macular edema, left eye | Diagnosis | ICD-10-CM |
| E11.3493 | Type 2 diabetes mellitus with severe nonproliferative diabetic retinopathy without macular edema, bilateral | Diagnosis | ICD-10-CM |

Appendix C.1. List of RxNorm Concept Unique Identifier (RXCUI), Logical Observation Identifiers Names and Codes (LOINC), International Classification of Diseases, Tenth Revision, Clinical Modification (ICD-10-CM), International Classification of Diseases, Tenth Revision, Procedure Coding System (ICD-10-PCS), Healthcare Common Procedure Coding System (HCPCS), and Current Procedural Terminology (CPT) Codes Used to Define Baseline Characteristics for this Request

| Code | Description | Code Category | Code Type |
|-------------|---|----------------------|------------------|
| E11.3499 | Type 2 diabetes mellitus with severe nonproliferative diabetic retinopathy without macular edema, unspecified eye | Diagnosis | ICD-10-CM |
| E11.35 | Type 2 diabetes mellitus with proliferative diabetic retinopathy | Diagnosis | ICD-10-CM |
| E11.351 | Type 2 diabetes mellitus with proliferative diabetic retinopathy with macular edema | Diagnosis | ICD-10-CM |
| E11.3511 | Type 2 diabetes mellitus with proliferative diabetic retinopathy with macular edema, right eye | Diagnosis | ICD-10-CM |
| E11.3512 | Type 2 diabetes mellitus with proliferative diabetic retinopathy with macular edema, left eye | Diagnosis | ICD-10-CM |
| E11.3513 | Type 2 diabetes mellitus with proliferative diabetic retinopathy with macular edema, bilateral | Diagnosis | ICD-10-CM |
| E11.3519 | Type 2 diabetes mellitus with proliferative diabetic retinopathy with macular edema, unspecified eye | Diagnosis | ICD-10-CM |
| E11.352 | Type 2 diabetes mellitus with proliferative diabetic retinopathy with traction retinal detachment involving the macula | Diagnosis | ICD-10-CM |
| E11.3521 | Type 2 diabetes mellitus with proliferative diabetic retinopathy with traction retinal detachment involving the macula, right eye | Diagnosis | ICD-10-CM |
| E11.3522 | Type 2 diabetes mellitus with proliferative diabetic retinopathy with traction retinal detachment involving the macula, left eye | Diagnosis | ICD-10-CM |
| E11.3523 | Type 2 diabetes mellitus with proliferative diabetic retinopathy with traction retinal detachment involving the macula, bilateral | Diagnosis | ICD-10-CM |
| E11.3529 | Type 2 diabetes mellitus with proliferative diabetic retinopathy with traction retinal detachment involving the macula, unspecified eye | Diagnosis | ICD-10-CM |
| E11.353 | Type 2 diabetes mellitus with proliferative diabetic retinopathy with traction retinal detachment not involving the macula | Diagnosis | ICD-10-CM |
| E11.3531 | Type 2 diabetes mellitus with proliferative diabetic retinopathy with traction retinal detachment not involving the macula, right eye | Diagnosis | ICD-10-CM |
| E11.3532 | Type 2 diabetes mellitus with proliferative diabetic retinopathy with traction retinal detachment not involving the macula, left eye | Diagnosis | ICD-10-CM |
| E11.3533 | Type 2 diabetes mellitus with proliferative diabetic retinopathy with traction retinal detachment not involving the macula, bilateral | Diagnosis | ICD-10-CM |
| E11.3539 | Type 2 diabetes mellitus with proliferative diabetic retinopathy with traction retinal detachment not involving the macula, unspecified eye | Diagnosis | ICD-10-CM |
| E11.354 | Type 2 diabetes mellitus with proliferative diabetic retinopathy with combined traction retinal detachment and rhegmatogenous retinal detachment | Diagnosis | ICD-10-CM |
| E11.3541 | Type 2 diabetes mellitus with proliferative diabetic retinopathy with combined traction retinal detachment and rhegmatogenous retinal detachment, right eye | Diagnosis | ICD-10-CM |

Appendix C.1. List of RxNorm Concept Unique Identifier (RXCUI), Logical Observation Identifiers Names and Codes (LOINC), International Classification of Diseases, Tenth Revision, Clinical Modification (ICD-10-CM), International Classification of Diseases, Tenth Revision, Procedure Coding System (ICD-10-PCS), Healthcare Common Procedure Coding System (HCPCS), and Current Procedural Terminology (CPT) Codes Used to Define Baseline Characteristics for this Request

| Code | Description | Code Category | Code Type |
|-------------|---|----------------------|------------------|
| E11.3542 | Type 2 diabetes mellitus with proliferative diabetic retinopathy with combined traction retinal detachment and rhegmatogenous retinal detachment, left eye | Diagnosis | ICD-10-CM |
| E11.3543 | Type 2 diabetes mellitus with proliferative diabetic retinopathy with combined traction retinal detachment and rhegmatogenous retinal detachment, bilateral | Diagnosis | ICD-10-CM |
| E11.3549 | Type 2 diabetes mellitus with proliferative diabetic retinopathy with combined traction retinal detachment and rhegmatogenous retinal detachment, unspecified eye | Diagnosis | ICD-10-CM |
| E11.355 | Type 2 diabetes mellitus with stable proliferative diabetic retinopathy | Diagnosis | ICD-10-CM |
| E11.3551 | Type 2 diabetes mellitus with stable proliferative diabetic retinopathy, right eye | Diagnosis | ICD-10-CM |
| E11.3552 | Type 2 diabetes mellitus with stable proliferative diabetic retinopathy, left eye | Diagnosis | ICD-10-CM |
| E11.3553 | Type 2 diabetes mellitus with stable proliferative diabetic retinopathy, bilateral | Diagnosis | ICD-10-CM |
| E11.3559 | Type 2 diabetes mellitus with stable proliferative diabetic retinopathy, unspecified eye | Diagnosis | ICD-10-CM |
| E11.359 | Type 2 diabetes mellitus with proliferative diabetic retinopathy without macular edema | Diagnosis | ICD-10-CM |
| E11.3591 | Type 2 diabetes mellitus with proliferative diabetic retinopathy without macular edema, right eye | Diagnosis | ICD-10-CM |
| E11.3592 | Type 2 diabetes mellitus with proliferative diabetic retinopathy without macular edema, left eye | Diagnosis | ICD-10-CM |
| E11.3593 | Type 2 diabetes mellitus with proliferative diabetic retinopathy without macular edema, bilateral | Diagnosis | ICD-10-CM |
| E11.3599 | Type 2 diabetes mellitus with proliferative diabetic retinopathy without macular edema, unspecified eye | Diagnosis | ICD-10-CM |
| E11.36 | Type 2 diabetes mellitus with diabetic cataract | Diagnosis | ICD-10-CM |
| E11.37 | Type 2 diabetes mellitus with diabetic macular edema, resolved following treatment | Diagnosis | ICD-10-CM |
| E11.37X1 | Type 2 diabetes mellitus with diabetic macular edema, resolved following treatment, right eye | Diagnosis | ICD-10-CM |
| E11.37X2 | Type 2 diabetes mellitus with diabetic macular edema, resolved following treatment, left eye | Diagnosis | ICD-10-CM |
| E11.37X3 | Type 2 diabetes mellitus with diabetic macular edema, resolved following treatment, bilateral | Diagnosis | ICD-10-CM |
| E11.37X9 | Type 2 diabetes mellitus with diabetic macular edema, resolved following treatment, unspecified eye | Diagnosis | ICD-10-CM |
| E11.39 | Type 2 diabetes mellitus with other diabetic ophthalmic complication | Diagnosis | ICD-10-CM |

Appendix C.1. List of RxNorm Concept Unique Identifier (RXCUI), Logical Observation Identifiers Names and Codes (LOINC), International Classification of Diseases, Tenth Revision, Clinical Modification (ICD-10-CM), International Classification of Diseases, Tenth Revision, Procedure Coding System (ICD-10-PCS), Healthcare Common Procedure Coding System (HCPCS), and Current Procedural Terminology (CPT) Codes Used to Define Baseline Characteristics for this Request

| Code | Description | Code Category | Code Type |
|-------------|---|----------------------|------------------|
| E11.4 | Type 2 diabetes mellitus with neurological complications | Diagnosis | ICD-10-CM |
| E11.40 | Type 2 diabetes mellitus with diabetic neuropathy, unspecified | Diagnosis | ICD-10-CM |
| E11.41 | Type 2 diabetes mellitus with diabetic mononeuropathy | Diagnosis | ICD-10-CM |
| E11.42 | Type 2 diabetes mellitus with diabetic polyneuropathy | Diagnosis | ICD-10-CM |
| E11.43 | Type 2 diabetes mellitus with diabetic autonomic (poly)neuropathy | Diagnosis | ICD-10-CM |
| E11.44 | Type 2 diabetes mellitus with diabetic amyotrophy | Diagnosis | ICD-10-CM |
| E11.49 | Type 2 diabetes mellitus with other diabetic neurological complication | Diagnosis | ICD-10-CM |
| E11.5 | Type 2 diabetes mellitus with circulatory complications | Diagnosis | ICD-10-CM |
| E11.51 | Type 2 diabetes mellitus with diabetic peripheral angiopathy without gangrene | Diagnosis | ICD-10-CM |
| E11.52 | Type 2 diabetes mellitus with diabetic peripheral angiopathy with gangrene | Diagnosis | ICD-10-CM |
| E11.59 | Type 2 diabetes mellitus with other circulatory complications | Diagnosis | ICD-10-CM |
| E11.6 | Type 2 diabetes mellitus with other specified complications | Diagnosis | ICD-10-CM |
| E11.61 | Type 2 diabetes mellitus with diabetic arthropathy | Diagnosis | ICD-10-CM |
| E11.610 | Type 2 diabetes mellitus with diabetic neuropathic arthropathy | Diagnosis | ICD-10-CM |
| E11.618 | Type 2 diabetes mellitus with other diabetic arthropathy | Diagnosis | ICD-10-CM |
| E11.62 | Type 2 diabetes mellitus with skin complications | Diagnosis | ICD-10-CM |
| E11.620 | Type 2 diabetes mellitus with diabetic dermatitis | Diagnosis | ICD-10-CM |
| E11.621 | Type 2 diabetes mellitus with foot ulcer | Diagnosis | ICD-10-CM |
| E11.622 | Type 2 diabetes mellitus with other skin ulcer | Diagnosis | ICD-10-CM |
| E11.628 | Type 2 diabetes mellitus with other skin complications | Diagnosis | ICD-10-CM |
| E11.63 | Type 2 diabetes mellitus with oral complications | Diagnosis | ICD-10-CM |
| E11.630 | Type 2 diabetes mellitus with periodontal disease | Diagnosis | ICD-10-CM |
| E11.638 | Type 2 diabetes mellitus with other oral complications | Diagnosis | ICD-10-CM |
| E11.64 | Type 2 diabetes mellitus with hypoglycemia | Diagnosis | ICD-10-CM |
| E11.641 | Type 2 diabetes mellitus with hypoglycemia with coma | Diagnosis | ICD-10-CM |
| E11.649 | Type 2 diabetes mellitus with hypoglycemia without coma | Diagnosis | ICD-10-CM |
| E11.65 | Type 2 diabetes mellitus with hyperglycemia | Diagnosis | ICD-10-CM |
| E11.69 | Type 2 diabetes mellitus with other specified complication | Diagnosis | ICD-10-CM |
| E11.8 | Type 2 diabetes mellitus with unspecified complications | Diagnosis | ICD-10-CM |
| E11.9 | Type 2 diabetes mellitus without complications | Diagnosis | ICD-10-CM |
| E13.0 | Other specified diabetes mellitus with hyperosmolarity | Diagnosis | ICD-10-CM |
| E13.00 | Other specified diabetes mellitus with hyperosmolarity without nonketotic hyperglycemic-hyperosmolar coma (NKHHC) | Diagnosis | ICD-10-CM |
| E13.01 | Other specified diabetes mellitus with hyperosmolarity with coma | Diagnosis | ICD-10-CM |
| E13.1 | Other specified diabetes mellitus with ketoacidosis | Diagnosis | ICD-10-CM |
| E13.10 | Other specified diabetes mellitus with ketoacidosis without coma | Diagnosis | ICD-10-CM |
| E13.11 | Other specified diabetes mellitus with ketoacidosis with coma | Diagnosis | ICD-10-CM |
| E13.2 | Other specified diabetes mellitus with kidney complications | Diagnosis | ICD-10-CM |

Appendix C.1. List of RxNorm Concept Unique Identifier (RXCUI), Logical Observation Identifiers Names and Codes (LOINC), International Classification of Diseases, Tenth Revision, Clinical Modification (ICD-10-CM), International Classification of Diseases, Tenth Revision, Procedure Coding System (ICD-10-PCS), Healthcare Common Procedure Coding System (HCPCS), and Current Procedural Terminology (CPT) Codes Used to Define Baseline Characteristics for this Request

| Code | Description | Code Category | Code Type |
|-------------|--|----------------------|------------------|
| E13.21 | Other specified diabetes mellitus with diabetic nephropathy | Diagnosis | ICD-10-CM |
| E13.22 | Other specified diabetes mellitus with diabetic chronic kidney disease | Diagnosis | ICD-10-CM |
| E13.29 | Other specified diabetes mellitus with other diabetic kidney complication | Diagnosis | ICD-10-CM |
| E13.3 | Other specified diabetes mellitus with ophthalmic complications | Diagnosis | ICD-10-CM |
| E13.31 | Other specified diabetes mellitus with unspecified diabetic | Diagnosis | ICD-10-CM |
| E13.311 | Other specified diabetes mellitus with unspecified diabetic retinopathy with macular edema | Diagnosis | ICD-10-CM |
| E13.319 | Other specified diabetes mellitus with unspecified diabetic retinopathy without macular edema | Diagnosis | ICD-10-CM |
| E13.32 | Other specified diabetes mellitus with mild nonproliferative diabetic retinopathy | Diagnosis | ICD-10-CM |
| E13.321 | Other specified diabetes mellitus with mild nonproliferative diabetic retinopathy with macular edema | Diagnosis | ICD-10-CM |
| E13.3211 | Other specified diabetes mellitus with mild nonproliferative diabetic retinopathy with macular edema, right eye | Diagnosis | ICD-10-CM |
| E13.3212 | Other specified diabetes mellitus with mild nonproliferative diabetic retinopathy with macular edema, left eye | Diagnosis | ICD-10-CM |
| E13.3213 | Other specified diabetes mellitus with mild nonproliferative diabetic retinopathy with macular edema, bilateral | Diagnosis | ICD-10-CM |
| E13.3219 | Other specified diabetes mellitus with mild nonproliferative diabetic retinopathy with macular edema, unspecified eye | Diagnosis | ICD-10-CM |
| E13.329 | Other specified diabetes mellitus with mild nonproliferative diabetic retinopathy without macular edema | Diagnosis | ICD-10-CM |
| E13.3291 | Other specified diabetes mellitus with mild nonproliferative diabetic retinopathy without macular edema, right eye | Diagnosis | ICD-10-CM |
| E13.3292 | Other specified diabetes mellitus with mild nonproliferative diabetic retinopathy without macular edema, left eye | Diagnosis | ICD-10-CM |
| E13.3293 | Other specified diabetes mellitus with mild nonproliferative diabetic retinopathy without macular edema, bilateral | Diagnosis | ICD-10-CM |
| E13.3299 | Other specified diabetes mellitus with mild nonproliferative diabetic retinopathy without macular edema, unspecified eye | Diagnosis | ICD-10-CM |
| E13.33 | Other specified diabetes mellitus with moderate nonproliferative diabetic retinopathy | Diagnosis | ICD-10-CM |
| E13.331 | Other specified diabetes mellitus with moderate nonproliferative diabetic retinopathy with macular edema | Diagnosis | ICD-10-CM |
| E13.3311 | Other specified diabetes mellitus with moderate nonproliferative diabetic retinopathy with macular edema, right eye | Diagnosis | ICD-10-CM |
| E13.3312 | Other specified diabetes mellitus with moderate nonproliferative diabetic retinopathy with macular edema, left eye | Diagnosis | ICD-10-CM |

Appendix C.1. List of RxNorm Concept Unique Identifier (RXCUI), Logical Observation Identifiers Names and Codes (LOINC), International Classification of Diseases, Tenth Revision, Clinical Modification (ICD-10-CM), International Classification of Diseases, Tenth Revision, Procedure Coding System (ICD-10-PCS), Healthcare Common Procedure Coding System (HCPCS), and Current Procedural Terminology (CPT) Codes Used to Define Baseline Characteristics for this Request

| Code | Description | Code Category | Code Type |
|-------------|--|----------------------|------------------|
| E13.3313 | Other specified diabetes mellitus with moderate nonproliferative diabetic retinopathy with macular edema, bilateral | Diagnosis | ICD-10-CM |
| E13.3319 | Other specified diabetes mellitus with moderate nonproliferative diabetic retinopathy with macular edema, unspecified eye | Diagnosis | ICD-10-CM |
| E13.339 | Other specified diabetes mellitus with moderate nonproliferative diabetic retinopathy without macular edema | Diagnosis | ICD-10-CM |
| E13.3391 | Other specified diabetes mellitus with moderate nonproliferative diabetic retinopathy without macular edema, right eye | Diagnosis | ICD-10-CM |
| E13.3392 | Other specified diabetes mellitus with moderate nonproliferative diabetic retinopathy without macular edema, left eye | Diagnosis | ICD-10-CM |
| E13.3393 | Other specified diabetes mellitus with moderate nonproliferative diabetic retinopathy without macular edema, bilateral | Diagnosis | ICD-10-CM |
| E13.3399 | Other specified diabetes mellitus with moderate nonproliferative diabetic retinopathy without macular edema, unspecified eye | Diagnosis | ICD-10-CM |
| E13.34 | Other specified diabetes mellitus with severe nonproliferative diabetic retinopathy | Diagnosis | ICD-10-CM |
| E13.341 | Other specified diabetes mellitus with severe nonproliferative diabetic retinopathy with macular edema | Diagnosis | ICD-10-CM |
| E13.3411 | Other specified diabetes mellitus with severe nonproliferative diabetic retinopathy with macular edema, right eye | Diagnosis | ICD-10-CM |
| E13.3412 | Other specified diabetes mellitus with severe nonproliferative diabetic retinopathy with macular edema, left eye | Diagnosis | ICD-10-CM |
| E13.3413 | Other specified diabetes mellitus with severe nonproliferative diabetic retinopathy with macular edema, bilateral | Diagnosis | ICD-10-CM |
| E13.3419 | Other specified diabetes mellitus with severe nonproliferative diabetic retinopathy with macular edema, unspecified eye | Diagnosis | ICD-10-CM |
| E13.349 | Other specified diabetes mellitus with severe nonproliferative diabetic retinopathy without macular edema | Diagnosis | ICD-10-CM |
| E13.3491 | Other specified diabetes mellitus with severe nonproliferative diabetic retinopathy without macular edema, right eye | Diagnosis | ICD-10-CM |
| E13.3492 | Other specified diabetes mellitus with severe nonproliferative diabetic retinopathy without macular edema, left eye | Diagnosis | ICD-10-CM |
| E13.3493 | Other specified diabetes mellitus with severe nonproliferative diabetic retinopathy without macular edema, bilateral | Diagnosis | ICD-10-CM |
| E13.3499 | Other specified diabetes mellitus with severe nonproliferative diabetic retinopathy without macular edema, unspecified eye | Diagnosis | ICD-10-CM |
| E13.35 | Other specified diabetes mellitus with proliferative diabetic retinopathy | Diagnosis | ICD-10-CM |
| E13.351 | Other specified diabetes mellitus with proliferative diabetic retinopathy with macular edema | Diagnosis | ICD-10-CM |

Appendix C.1. List of RxNorm Concept Unique Identifier (RXCUI), Logical Observation Identifiers Names and Codes (LOINC), International Classification of Diseases, Tenth Revision, Clinical Modification (ICD-10-CM), International Classification of Diseases, Tenth Revision, Procedure Coding System (ICD-10-PCS), Healthcare Common Procedure Coding System (HCPCS), and Current Procedural Terminology (CPT) Codes Used to Define Baseline Characteristics for this Request

| Code | Description | Code Category | Code Type |
|-------------|--|----------------------|------------------|
| E13.3511 | Other specified diabetes mellitus with proliferative diabetic retinopathy with macular edema, right eye | Diagnosis | ICD-10-CM |
| E13.3512 | Other specified diabetes mellitus with proliferative diabetic retinopathy with macular edema, left eye | Diagnosis | ICD-10-CM |
| E13.3513 | Other specified diabetes mellitus with proliferative diabetic retinopathy with macular edema, bilateral | Diagnosis | ICD-10-CM |
| E13.3519 | Other specified diabetes mellitus with proliferative diabetic retinopathy with macular edema, unspecified eye | Diagnosis | ICD-10-CM |
| E13.352 | Other specified diabetes mellitus with proliferative diabetic retinopathy with traction retinal detachment involving the macula | Diagnosis | ICD-10-CM |
| E13.3521 | Other specified diabetes mellitus with proliferative diabetic retinopathy with traction retinal detachment involving the macula, | Diagnosis | ICD-10-CM |
| E13.3522 | Other specified diabetes mellitus with proliferative diabetic retinopathy with traction retinal detachment involving the macula, | Diagnosis | ICD-10-CM |
| E13.3523 | Other specified diabetes mellitus with proliferative diabetic retinopathy with traction retinal detachment involving the macula, | Diagnosis | ICD-10-CM |
| E13.3529 | Other specified diabetes mellitus with proliferative diabetic retinopathy with traction retinal detachment involving the macula, | Diagnosis | ICD-10-CM |
| E13.353 | Other specified diabetes mellitus with proliferative diabetic retinopathy with traction retinal detachment not involving the macula | Diagnosis | ICD-10-CM |
| E13.3531 | Other specified diabetes mellitus with proliferative diabetic retinopathy with traction retinal detachment not involving the | Diagnosis | ICD-10-CM |
| E13.3532 | Other specified diabetes mellitus with proliferative diabetic retinopathy with traction retinal detachment not involving the | Diagnosis | ICD-10-CM |
| E13.3533 | Other specified diabetes mellitus with proliferative diabetic retinopathy with traction retinal detachment not involving the | Diagnosis | ICD-10-CM |
| E13.3539 | Other specified diabetes mellitus with proliferative diabetic retinopathy with traction retinal detachment not involving the macula, unspecified eye | Diagnosis | ICD-10-CM |
| E13.354 | Other specified diabetes mellitus with proliferative diabetic retinopathy with combined traction retinal detachment and rhegmatogenous retinal detachment | Diagnosis | ICD-10-CM |
| E13.3541 | Other specified diabetes mellitus with proliferative diabetic retinopathy with combined traction retinal detachment and rhegmatogenous retinal detachment, right eye | Diagnosis | ICD-10-CM |
| E13.3542 | Other specified diabetes mellitus with proliferative diabetic retinopathy with combined traction retinal detachment and rhegmatogenous retinal detachment, left eye | Diagnosis | ICD-10-CM |

Appendix C.1. List of RxNorm Concept Unique Identifier (RXCUI), Logical Observation Identifiers Names and Codes (LOINC), International Classification of Diseases, Tenth Revision, Clinical Modification (ICD-10-CM), International Classification of Diseases, Tenth Revision, Procedure Coding System (ICD-10-PCS), Healthcare Common Procedure Coding System (HCPCS), and Current Procedural Terminology (CPT) Codes Used to Define Baseline Characteristics for this Request

| Code | Description | Code Category | Code Type |
|-------------|--|----------------------|------------------|
| E13.3543 | Other specified diabetes mellitus with proliferative diabetic retinopathy with combined traction retinal detachment and rhegmatogenous retinal detachment, bilateral | Diagnosis | ICD-10-CM |
| E13.3549 | Other specified diabetes mellitus with proliferative diabetic retinopathy with combined traction retinal detachment and rhegmatogenous retinal detachment, unspecified eye | Diagnosis | ICD-10-CM |
| E13.355 | Other specified diabetes mellitus with stable proliferative diabetic retinopathy | Diagnosis | ICD-10-CM |
| E13.3551 | Other specified diabetes mellitus with stable proliferative diabetic retinopathy, right eye | Diagnosis | ICD-10-CM |
| E13.3552 | Other specified diabetes mellitus with stable proliferative diabetic retinopathy, left eye | Diagnosis | ICD-10-CM |
| E13.3553 | Other specified diabetes mellitus with stable proliferative diabetic retinopathy, bilateral | Diagnosis | ICD-10-CM |
| E13.3559 | Other specified diabetes mellitus with stable proliferative diabetic retinopathy, unspecified eye | Diagnosis | ICD-10-CM |
| E13.359 | Other specified diabetes mellitus with proliferative diabetic retinopathy without macular edema | Diagnosis | ICD-10-CM |
| E13.3591 | Other specified diabetes mellitus with proliferative diabetic retinopathy without macular edema, right eye | Diagnosis | ICD-10-CM |
| E13.3592 | Other specified diabetes mellitus with proliferative diabetic retinopathy without macular edema, left eye | Diagnosis | ICD-10-CM |
| E13.3593 | Other specified diabetes mellitus with proliferative diabetic retinopathy without macular edema, bilateral | Diagnosis | ICD-10-CM |
| E13.3599 | Other specified diabetes mellitus with proliferative diabetic retinopathy without macular edema, unspecified eye | Diagnosis | ICD-10-CM |
| E13.36 | Other specified diabetes mellitus with diabetic cataract | Diagnosis | ICD-10-CM |
| E13.37 | Other specified diabetes mellitus with diabetic macular edema, resolved following treatment | Diagnosis | ICD-10-CM |
| E13.37X1 | Other specified diabetes mellitus with diabetic macular edema, resolved following treatment, right eye | Diagnosis | ICD-10-CM |
| E13.37X2 | Other specified diabetes mellitus with diabetic macular edema, resolved following treatment, left eye | Diagnosis | ICD-10-CM |
| E13.37X3 | Other specified diabetes mellitus with diabetic macular edema, resolved following treatment, bilateral | Diagnosis | ICD-10-CM |
| E13.37X9 | Other specified diabetes mellitus with diabetic macular edema, resolved following treatment, unspecified eye | Diagnosis | ICD-10-CM |
| E13.39 | Other specified diabetes mellitus with other diabetic ophthalmic complication | Diagnosis | ICD-10-CM |
| E13.4 | Other specified diabetes mellitus with neurological complications | Diagnosis | ICD-10-CM |

Appendix C.1. List of RxNorm Concept Unique Identifier (RXCUI), Logical Observation Identifiers Names and Codes (LOINC), International Classification of Diseases, Tenth Revision, Clinical Modification (ICD-10-CM), International Classification of Diseases, Tenth Revision, Procedure Coding System (ICD-10-PCS), Healthcare Common Procedure Coding System (HCPCS), and Current Procedural Terminology (CPT) Codes Used to Define Baseline Characteristics for this Request

| Code | Description | Code Category | Code Type |
|-------------------|--|----------------------|------------------|
| E13.40 | Other specified diabetes mellitus with diabetic neuropathy, | Diagnosis | ICD-10-CM |
| E13.41 | Other specified diabetes mellitus with diabetic mononeuropathy | Diagnosis | ICD-10-CM |
| E13.42 | Other specified diabetes mellitus with diabetic polyneuropathy | Diagnosis | ICD-10-CM |
| E13.43 | Other specified diabetes mellitus with diabetic autonomic (poly)neuropathy | Diagnosis | ICD-10-CM |
| E13.44 | Other specified diabetes mellitus with diabetic amyotrophy | Diagnosis | ICD-10-CM |
| E13.49 | Other specified diabetes mellitus with other diabetic neurological complication | Diagnosis | ICD-10-CM |
| E13.5 | Other specified diabetes mellitus with circulatory complications | Diagnosis | ICD-10-CM |
| E13.51 | Other specified diabetes mellitus with diabetic peripheral angiopathy without gangrene | Diagnosis | ICD-10-CM |
| E13.52 | Other specified diabetes mellitus with diabetic peripheral angiopathy with gangrene | Diagnosis | ICD-10-CM |
| E13.59 | Other specified diabetes mellitus with other circulatory complications | Diagnosis | ICD-10-CM |
| E13.6 | Other specified diabetes mellitus with other specified complications | Diagnosis | ICD-10-CM |
| E13.61 | Other specified diabetes mellitus with diabetic arthropathy | Diagnosis | ICD-10-CM |
| E13.610 | Other specified diabetes mellitus with diabetic neuropathic | Diagnosis | ICD-10-CM |
| E13.618 | Other specified diabetes mellitus with other diabetic arthropathy | Diagnosis | ICD-10-CM |
| E13.62 | Other specified diabetes mellitus with skin complications | Diagnosis | ICD-10-CM |
| E13.620 | Other specified diabetes mellitus with diabetic dermatitis | Diagnosis | ICD-10-CM |
| E13.621 | Other specified diabetes mellitus with foot ulcer | Diagnosis | ICD-10-CM |
| E13.622 | Other specified diabetes mellitus with other skin ulcer | Diagnosis | ICD-10-CM |
| E13.628 | Other specified diabetes mellitus with other skin complications | Diagnosis | ICD-10-CM |
| E13.63 | Other specified diabetes mellitus with oral complications | Diagnosis | ICD-10-CM |
| E13.630 | Other specified diabetes mellitus with periodontal disease | Diagnosis | ICD-10-CM |
| E13.638 | Other specified diabetes mellitus with other oral complications | Diagnosis | ICD-10-CM |
| E13.64 | Other specified diabetes mellitus with hypoglycemia | Diagnosis | ICD-10-CM |
| E13.641 | Other specified diabetes mellitus with hypoglycemia with coma | Diagnosis | ICD-10-CM |
| E13.649 | Other specified diabetes mellitus with hypoglycemia without coma | Diagnosis | ICD-10-CM |
| E13.65 | Other specified diabetes mellitus with hyperglycemia | Diagnosis | ICD-10-CM |
| E13.69 | Other specified diabetes mellitus with other specified complication | Diagnosis | ICD-10-CM |
| E13.8 | Other specified diabetes mellitus with unspecified complications | Diagnosis | ICD-10-CM |
| E13.9 | Other specified diabetes mellitus without complications | Diagnosis | ICD-10-CM |
| Diarrhea | | | |
| R19.7 | Diarrhea, unspecified | Diagnosis | ICD-10-CM |
| Drug Abuse | | | |
| F10 | Alcohol related disorders | Diagnosis | ICD-10-CM |
| F10.1 | Alcohol abuse | Diagnosis | ICD-10-CM |
| F10.10 | Alcohol abuse, uncomplicated | Diagnosis | ICD-10-CM |
| F10.11 | Alcohol abuse, in remission | Diagnosis | ICD-10-CM |

Appendix C.1. List of RxNorm Concept Unique Identifier (RXCUI), Logical Observation Identifiers Names and Codes (LOINC), International Classification of Diseases, Tenth Revision, Clinical Modification (ICD-10-CM), International Classification of Diseases, Tenth Revision, Procedure Coding System (ICD-10-PCS), Healthcare Common Procedure Coding System (HCPCS), and Current Procedural Terminology (CPT) Codes Used to Define Baseline Characteristics for this Request

| Code | Description | Code Category | Code Type |
|-------------|--|----------------------|------------------|
| F10.12 | Alcohol abuse with intoxication | Diagnosis | ICD-10-CM |
| F10.120 | Alcohol abuse with intoxication, uncomplicated | Diagnosis | ICD-10-CM |
| F10.121 | Alcohol abuse with intoxication delirium | Diagnosis | ICD-10-CM |
| F10.129 | Alcohol abuse with intoxication, unspecified | Diagnosis | ICD-10-CM |
| F10.14 | Alcohol abuse with alcohol-induced mood disorder | Diagnosis | ICD-10-CM |
| F10.15 | Alcohol abuse with alcohol-induced psychotic disorder | Diagnosis | ICD-10-CM |
| F10.150 | Alcohol abuse with alcohol-induced psychotic disorder with delusions | Diagnosis | ICD-10-CM |
| F10.151 | Alcohol abuse with alcohol-induced psychotic disorder with hallucinations | Diagnosis | ICD-10-CM |
| F10.159 | Alcohol abuse with alcohol-induced psychotic disorder, unspecified | Diagnosis | ICD-10-CM |
| F10.18 | Alcohol abuse with other alcohol-induced disorders | Diagnosis | ICD-10-CM |
| F10.180 | Alcohol abuse with alcohol-induced anxiety disorder | Diagnosis | ICD-10-CM |
| F10.181 | Alcohol abuse with alcohol-induced sexual dysfunction | Diagnosis | ICD-10-CM |
| F10.182 | Alcohol abuse with alcohol-induced sleep disorder | Diagnosis | ICD-10-CM |
| F10.188 | Alcohol abuse with other alcohol-induced disorder | Diagnosis | ICD-10-CM |
| F10.19 | Alcohol abuse with unspecified alcohol-induced disorder | Diagnosis | ICD-10-CM |
| F10.2 | Alcohol dependence | Diagnosis | ICD-10-CM |
| F10.20 | Alcohol dependence, uncomplicated | Diagnosis | ICD-10-CM |
| F10.21 | Alcohol dependence, in remission | Diagnosis | ICD-10-CM |
| F10.22 | Alcohol dependence with intoxication | Diagnosis | ICD-10-CM |
| F10.220 | Alcohol dependence with intoxication, uncomplicated | Diagnosis | ICD-10-CM |
| F10.221 | Alcohol dependence with intoxication delirium | Diagnosis | ICD-10-CM |
| F10.229 | Alcohol dependence with intoxication, unspecified | Diagnosis | ICD-10-CM |
| F10.23 | Alcohol dependence with withdrawal | Diagnosis | ICD-10-CM |
| F10.230 | Alcohol dependence with withdrawal, uncomplicated | Diagnosis | ICD-10-CM |
| F10.231 | Alcohol dependence with withdrawal delirium | Diagnosis | ICD-10-CM |
| F10.232 | Alcohol dependence with withdrawal with perceptual disturbance | Diagnosis | ICD-10-CM |
| F10.239 | Alcohol dependence with withdrawal, unspecified | Diagnosis | ICD-10-CM |
| F10.24 | Alcohol dependence with alcohol-induced mood disorder | Diagnosis | ICD-10-CM |
| F10.25 | Alcohol dependence with alcohol-induced psychotic disorder | Diagnosis | ICD-10-CM |
| F10.250 | Alcohol dependence with alcohol-induced psychotic disorder with delusions | Diagnosis | ICD-10-CM |
| F10.251 | Alcohol dependence with alcohol-induced psychotic disorder with hallucinations | Diagnosis | ICD-10-CM |
| F10.259 | Alcohol dependence with alcohol-induced psychotic disorder, unspecified | Diagnosis | ICD-10-CM |
| F10.26 | Alcohol dependence with alcohol-induced persisting amnesic | Diagnosis | ICD-10-CM |
| F10.27 | Alcohol dependence with alcohol-induced persisting dementia | Diagnosis | ICD-10-CM |
| F10.28 | Alcohol dependence with other alcohol-induced disorders | Diagnosis | ICD-10-CM |
| F10.280 | Alcohol dependence with alcohol-induced anxiety disorder | Diagnosis | ICD-10-CM |

Appendix C.1. List of RxNorm Concept Unique Identifier (RXCUI), Logical Observation Identifiers Names and Codes (LOINC), International Classification of Diseases, Tenth Revision, Clinical Modification (ICD-10-CM), International Classification of Diseases, Tenth Revision, Procedure Coding System (ICD-10-PCS), Healthcare Common Procedure Coding System (HCPCS), and Current Procedural Terminology (CPT) Codes Used to Define Baseline Characteristics for this Request

| Code | Description | Code Category | Code Type |
|-------------|--|----------------------|------------------|
| F10.281 | Alcohol dependence with alcohol-induced sexual dysfunction | Diagnosis | ICD-10-CM |
| F10.282 | Alcohol dependence with alcohol-induced sleep disorder | Diagnosis | ICD-10-CM |
| F10.288 | Alcohol dependence with other alcohol-induced disorder | Diagnosis | ICD-10-CM |
| F10.29 | Alcohol dependence with unspecified alcohol-induced disorder | Diagnosis | ICD-10-CM |
| F10.9 | Alcohol use, unspecified | Diagnosis | ICD-10-CM |
| F10.92 | Alcohol use, unspecified with intoxication | Diagnosis | ICD-10-CM |
| F10.920 | Alcohol use, unspecified with intoxication, uncomplicated | Diagnosis | ICD-10-CM |
| F10.921 | Alcohol use, unspecified with intoxication delirium | Diagnosis | ICD-10-CM |
| F10.929 | Alcohol use, unspecified with intoxication, unspecified | Diagnosis | ICD-10-CM |
| F10.94 | Alcohol use, unspecified with alcohol-induced mood disorder | Diagnosis | ICD-10-CM |
| F10.95 | Alcohol use, unspecified with alcohol-induced psychotic disorder | Diagnosis | ICD-10-CM |
| F10.950 | Alcohol use, unspecified with alcohol-induced psychotic disorder with delusions | Diagnosis | ICD-10-CM |
| F10.951 | Alcohol use, unspecified with alcohol-induced psychotic disorder with hallucinations | Diagnosis | ICD-10-CM |
| F10.959 | Alcohol use, unspecified with alcohol-induced psychotic disorder, unspecified | Diagnosis | ICD-10-CM |
| F10.96 | Alcohol use, unspecified with alcohol-induced persisting amnestic disorder | Diagnosis | ICD-10-CM |
| F10.97 | Alcohol use, unspecified with alcohol-induced persisting dementia | Diagnosis | ICD-10-CM |
| F10.98 | Alcohol use, unspecified with other alcohol-induced disorders | Diagnosis | ICD-10-CM |
| F10.980 | Alcohol use, unspecified with alcohol-induced anxiety disorder | Diagnosis | ICD-10-CM |
| F10.981 | Alcohol use, unspecified with alcohol-induced sexual dysfunction | Diagnosis | ICD-10-CM |
| F10.982 | Alcohol use, unspecified with alcohol-induced sleep disorder | Diagnosis | ICD-10-CM |
| F10.988 | Alcohol use, unspecified with other alcohol-induced disorder | Diagnosis | ICD-10-CM |
| F10.99 | Alcohol use, unspecified with unspecified alcohol-induced disorder | Diagnosis | ICD-10-CM |
| F11.10 | Opioid abuse, uncomplicated | Diagnosis | ICD-10-CM |
| F11.11 | Opioid abuse, in remission | Diagnosis | ICD-10-CM |
| F11.120 | Opioid abuse with intoxication, uncomplicated | Diagnosis | ICD-10-CM |
| F11.121 | Opioid abuse with intoxication delirium | Diagnosis | ICD-10-CM |
| F11.122 | Opioid abuse with intoxication with perceptual disturbance | Diagnosis | ICD-10-CM |
| F11.129 | Opioid abuse with intoxication, unspecified | Diagnosis | ICD-10-CM |
| F11.14 | Opioid abuse with opioid-induced mood disorder | Diagnosis | ICD-10-CM |
| F11.150 | Opioid abuse with opioid-induced psychotic disorder with delusions | Diagnosis | ICD-10-CM |
| F11.151 | Opioid abuse with opioid-induced psychotic disorder with | Diagnosis | ICD-10-CM |
| F11.159 | Opioid abuse with opioid-induced psychotic disorder, unspecified | Diagnosis | ICD-10-CM |
| F11.181 | Opioid abuse with opioid-induced sexual dysfunction | Diagnosis | ICD-10-CM |
| F11.182 | Opioid abuse with opioid-induced sleep disorder | Diagnosis | ICD-10-CM |
| F11.188 | Opioid abuse with other opioid-induced disorder | Diagnosis | ICD-10-CM |
| F11.19 | Opioid abuse with unspecified opioid-induced disorder | Diagnosis | ICD-10-CM |

Appendix C.1. List of RxNorm Concept Unique Identifier (RXCUI), Logical Observation Identifiers Names and Codes (LOINC), International Classification of Diseases, Tenth Revision, Clinical Modification (ICD-10-CM), International Classification of Diseases, Tenth Revision, Procedure Coding System (ICD-10-PCS), Healthcare Common Procedure Coding System (HCPCS), and Current Procedural Terminology (CPT) Codes Used to Define Baseline Characteristics for this Request

| Code | Description | Code Category | Code Type |
|-------------|--|----------------------|------------------|
| F11.220 | Opioid dependence with intoxication, uncomplicated | Diagnosis | ICD-10-CM |
| F11.221 | Opioid dependence with intoxication delirium | Diagnosis | ICD-10-CM |
| F11.222 | Opioid dependence with intoxication with perceptual disturbance | Diagnosis | ICD-10-CM |
| F11.229 | Opioid dependence with intoxication, unspecified | Diagnosis | ICD-10-CM |
| F11.23 | Opioid dependence with withdrawal | Diagnosis | ICD-10-CM |
| F11.24 | Opioid dependence with opioid-induced mood disorder | Diagnosis | ICD-10-CM |
| F11.250 | Opioid dependence with opioid-induced psychotic disorder with delusions | Diagnosis | ICD-10-CM |
| F11.251 | Opioid dependence with opioid-induced psychotic disorder with hallucinations | Diagnosis | ICD-10-CM |
| F11.259 | Opioid dependence with opioid-induced psychotic disorder, | Diagnosis | ICD-10-CM |
| F11.281 | Opioid dependence with opioid-induced sexual dysfunction | Diagnosis | ICD-10-CM |
| F11.282 | Opioid dependence with opioid-induced sleep disorder | Diagnosis | ICD-10-CM |
| F11.288 | Opioid dependence with other opioid-induced disorder | Diagnosis | ICD-10-CM |
| F11.29 | Opioid dependence with unspecified opioid-induced disorder | Diagnosis | ICD-10-CM |
| F11.90 | Opioid use, unspecified, uncomplicated | Diagnosis | ICD-10-CM |
| F11.920 | Opioid use, unspecified with intoxication, uncomplicated | Diagnosis | ICD-10-CM |
| F11.921 | Opioid use, unspecified with intoxication delirium | Diagnosis | ICD-10-CM |
| F11.922 | Opioid use, unspecified with intoxication with perceptual disturbance | Diagnosis | ICD-10-CM |
| F11.929 | Opioid use, unspecified with intoxication, unspecified | Diagnosis | ICD-10-CM |
| F11.93 | Opioid use, unspecified with withdrawal | Diagnosis | ICD-10-CM |
| F11.94 | Opioid use, unspecified with opioid-induced mood disorder | Diagnosis | ICD-10-CM |
| F11.950 | Opioid use, unspecified with opioid-induced psychotic disorder with delusions | Diagnosis | ICD-10-CM |
| F11.951 | Opioid use, unspecified with opioid-induced psychotic disorder with hallucinations | Diagnosis | ICD-10-CM |
| F11.959 | Opioid use, unspecified with opioid-induced psychotic disorder, unspecified | Diagnosis | ICD-10-CM |
| F11.981 | Opioid use, unspecified with opioid-induced sexual dysfunction | Diagnosis | ICD-10-CM |
| F11.982 | Opioid use, unspecified with opioid-induced sleep disorder | Diagnosis | ICD-10-CM |
| F11.988 | Opioid use, unspecified with other opioid-induced disorder | Diagnosis | ICD-10-CM |
| F11.99 | Opioid use, unspecified with unspecified opioid-induced disorder | Diagnosis | ICD-10-CM |
| F12.10 | Cannabis abuse, uncomplicated | Diagnosis | ICD-10-CM |
| F12.11 | Cannabis abuse, in remission | Diagnosis | ICD-10-CM |
| F12.120 | Cannabis abuse with intoxication, uncomplicated | Diagnosis | ICD-10-CM |
| F12.121 | Cannabis abuse with intoxication delirium | Diagnosis | ICD-10-CM |
| F12.122 | Cannabis abuse with intoxication with perceptual disturbance | Diagnosis | ICD-10-CM |
| F12.129 | Cannabis abuse with intoxication, unspecified | Diagnosis | ICD-10-CM |
| F12.150 | Cannabis abuse with psychotic disorder with delusions | Diagnosis | ICD-10-CM |
| F12.151 | Cannabis abuse with psychotic disorder with hallucinations | Diagnosis | ICD-10-CM |

Appendix C.1. List of RxNorm Concept Unique Identifier (RXCUI), Logical Observation Identifiers Names and Codes (LOINC), International Classification of Diseases, Tenth Revision, Clinical Modification (ICD-10-CM), International Classification of Diseases, Tenth Revision, Procedure Coding System (ICD-10-PCS), Healthcare Common Procedure Coding System (HCPCS), and Current Procedural Terminology (CPT) Codes Used to Define Baseline Characteristics for this Request

| Code | Description | Code Category | Code Type |
|-------------|---|----------------------|------------------|
| F12.159 | Cannabis abuse with psychotic disorder, unspecified | Diagnosis | ICD-10-CM |
| F12.180 | Cannabis abuse with cannabis-induced anxiety disorder | Diagnosis | ICD-10-CM |
| F12.188 | Cannabis abuse with other cannabis-induced disorder | Diagnosis | ICD-10-CM |
| F12.19 | Cannabis abuse with unspecified cannabis-induced disorder | Diagnosis | ICD-10-CM |
| F12.220 | Cannabis dependence with intoxication, uncomplicated | Diagnosis | ICD-10-CM |
| F12.221 | Cannabis dependence with intoxication delirium | Diagnosis | ICD-10-CM |
| F12.222 | Cannabis dependence with intoxication with perceptual disturbance | Diagnosis | ICD-10-CM |
| F12.229 | Cannabis dependence with intoxication, unspecified | Diagnosis | ICD-10-CM |
| F12.250 | Cannabis dependence with psychotic disorder with delusions | Diagnosis | ICD-10-CM |
| F12.251 | Cannabis dependence with psychotic disorder with hallucinations | Diagnosis | ICD-10-CM |
| F12.259 | Cannabis dependence with psychotic disorder, unspecified | Diagnosis | ICD-10-CM |
| F12.280 | Cannabis dependence with cannabis-induced anxiety disorder | Diagnosis | ICD-10-CM |
| F12.288 | Cannabis dependence with other cannabis-induced disorder | Diagnosis | ICD-10-CM |
| F12.29 | Cannabis dependence with unspecified cannabis-induced disorder | Diagnosis | ICD-10-CM |
| F12.90 | Cannabis use, unspecified, uncomplicated | Diagnosis | ICD-10-CM |
| F12.920 | Cannabis use, unspecified with intoxication, uncomplicated | Diagnosis | ICD-10-CM |
| F12.921 | Cannabis use, unspecified with intoxication delirium | Diagnosis | ICD-10-CM |
| F12.922 | Cannabis use, unspecified with intoxication with perceptual | Diagnosis | ICD-10-CM |
| F12.929 | Cannabis use, unspecified with intoxication, unspecified | Diagnosis | ICD-10-CM |
| F12.950 | Cannabis use, unspecified with psychotic disorder with delusions | Diagnosis | ICD-10-CM |
| F12.951 | Cannabis use, unspecified with psychotic disorder with hallucinations | Diagnosis | ICD-10-CM |
| F12.959 | Cannabis use, unspecified with psychotic disorder, unspecified | Diagnosis | ICD-10-CM |
| F12.980 | Cannabis use, unspecified with anxiety disorder | Diagnosis | ICD-10-CM |
| F12.988 | Cannabis use, unspecified with other cannabis-induced disorder | Diagnosis | ICD-10-CM |
| F12.99 | Cannabis use, unspecified with unspecified cannabis-induced disorder | Diagnosis | ICD-10-CM |
| F13.10 | Sedative, hypnotic or anxiolytic abuse, uncomplicated | Diagnosis | ICD-10-CM |
| F13.11 | Sedative, hypnotic or anxiolytic abuse, in remission | Diagnosis | ICD-10-CM |
| F13.120 | Sedative, hypnotic or anxiolytic abuse with intoxication, | Diagnosis | ICD-10-CM |
| F13.121 | Sedative, hypnotic or anxiolytic abuse with intoxication delirium | Diagnosis | ICD-10-CM |
| F13.129 | Sedative, hypnotic or anxiolytic abuse with intoxication, unspecified | Diagnosis | ICD-10-CM |
| F13.14 | Sedative, hypnotic or anxiolytic abuse with sedative, hypnotic or anxiolytic-induced mood disorder | Diagnosis | ICD-10-CM |
| F13.150 | Sedative, hypnotic or anxiolytic abuse with sedative, hypnotic or anxiolytic-induced psychotic disorder with delusions | Diagnosis | ICD-10-CM |
| F13.151 | Sedative, hypnotic or anxiolytic abuse with sedative, hypnotic or anxiolytic-induced psychotic disorder with hallucinations | Diagnosis | ICD-10-CM |
| F13.159 | Sedative, hypnotic or anxiolytic abuse with sedative, hypnotic or anxiolytic-induced psychotic disorder, unspecified | Diagnosis | ICD-10-CM |
| F13.180 | Sedative, hypnotic or anxiolytic abuse with sedative, hypnotic or anxiolytic-induced anxiety disorder | Diagnosis | ICD-10-CM |

Appendix C.1. List of RxNorm Concept Unique Identifier (RXCUI), Logical Observation Identifiers Names and Codes (LOINC), International Classification of Diseases, Tenth Revision, Clinical Modification (ICD-10-CM), International Classification of Diseases, Tenth Revision, Procedure Coding System (ICD-10-PCS), Healthcare Common Procedure Coding System (HCPCS), and Current Procedural Terminology (CPT) Codes Used to Define Baseline Characteristics for this Request

| Code | Description | Code Category | Code Type |
|-------------|--|----------------------|------------------|
| F13.181 | Sedative, hypnotic or anxiolytic abuse with sedative, hypnotic or anxiolytic-induced sexual dysfunction | Diagnosis | ICD-10-CM |
| F13.182 | Sedative, hypnotic or anxiolytic abuse with sedative, hypnotic or anxiolytic-induced sleep disorder | Diagnosis | ICD-10-CM |
| F13.188 | Sedative, hypnotic or anxiolytic abuse with other sedative, hypnotic or anxiolytic-induced disorder | Diagnosis | ICD-10-CM |
| F13.19 | Sedative, hypnotic or anxiolytic abuse with unspecified sedative, hypnotic or anxiolytic-induced disorder | Diagnosis | ICD-10-CM |
| F13.220 | Sedative, hypnotic or anxiolytic dependence with intoxication, uncomplicated | Diagnosis | ICD-10-CM |
| F13.221 | Sedative, hypnotic or anxiolytic dependence with intoxication delirium | Diagnosis | ICD-10-CM |
| F13.229 | Sedative, hypnotic or anxiolytic dependence with intoxication, unspecified | Diagnosis | ICD-10-CM |
| F13.230 | Sedative, hypnotic or anxiolytic dependence with withdrawal, uncomplicated | Diagnosis | ICD-10-CM |
| F13.231 | Sedative, hypnotic or anxiolytic dependence with withdrawal delirium | Diagnosis | ICD-10-CM |
| F13.232 | Sedative, hypnotic or anxiolytic dependence with withdrawal with perceptual disturbance | Diagnosis | ICD-10-CM |
| F13.239 | Sedative, hypnotic or anxiolytic dependence with withdrawal, unspecified | Diagnosis | ICD-10-CM |
| F13.24 | Sedative, hypnotic or anxiolytic dependence with sedative, hypnotic or anxiolytic-induced mood disorder | Diagnosis | ICD-10-CM |
| F13.250 | Sedative, hypnotic or anxiolytic dependence with sedative, hypnotic or anxiolytic-induced psychotic disorder with delusions | Diagnosis | ICD-10-CM |
| F13.251 | Sedative, hypnotic or anxiolytic dependence with sedative, hypnotic or anxiolytic-induced psychotic disorder with hallucinations | Diagnosis | ICD-10-CM |
| F13.259 | Sedative, hypnotic or anxiolytic dependence with sedative, hypnotic or anxiolytic-induced psychotic disorder, unspecified | Diagnosis | ICD-10-CM |
| F13.26 | Sedative, hypnotic or anxiolytic dependence with sedative, hypnotic or anxiolytic-induced persisting amnestic disorder | Diagnosis | ICD-10-CM |
| F13.27 | Sedative, hypnotic or anxiolytic dependence with sedative, hypnotic or anxiolytic-induced persisting dementia | Diagnosis | ICD-10-CM |
| F13.280 | Sedative, hypnotic or anxiolytic dependence with sedative, hypnotic or anxiolytic-induced anxiety disorder | Diagnosis | ICD-10-CM |
| F13.281 | Sedative, hypnotic or anxiolytic dependence with sedative, hypnotic or anxiolytic-induced sexual dysfunction | Diagnosis | ICD-10-CM |
| F13.282 | Sedative, hypnotic or anxiolytic dependence with sedative, hypnotic or anxiolytic-induced sleep disorder | Diagnosis | ICD-10-CM |
| F13.288 | Sedative, hypnotic or anxiolytic dependence with other sedative, hypnotic or anxiolytic-induced disorder | Diagnosis | ICD-10-CM |

Appendix C.1. List of RxNorm Concept Unique Identifier (RXCUI), Logical Observation Identifiers Names and Codes (LOINC), International Classification of Diseases, Tenth Revision, Clinical Modification (ICD-10-CM), International Classification of Diseases, Tenth Revision, Procedure Coding System (ICD-10-PCS), Healthcare Common Procedure Coding System (HCPCS), and Current Procedural Terminology (CPT) Codes Used to Define Baseline Characteristics for this Request

| Code | Description | Code Category | Code Type |
|-------------|--|----------------------|------------------|
| F13.29 | Sedative, hypnotic or anxiolytic dependence with unspecified sedative, hypnotic or anxiolytic-induced disorder | Diagnosis | ICD-10-CM |
| F13.90 | Sedative, hypnotic, or anxiolytic use, unspecified, uncomplicated | Diagnosis | ICD-10-CM |
| F13.920 | Sedative, hypnotic or anxiolytic use, unspecified with intoxication, uncomplicated | Diagnosis | ICD-10-CM |
| F13.921 | Sedative, hypnotic or anxiolytic use, unspecified with intoxication delirium | Diagnosis | ICD-10-CM |
| F13.929 | Sedative, hypnotic or anxiolytic use, unspecified with intoxication, unspecified | Diagnosis | ICD-10-CM |
| F13.930 | Sedative, hypnotic or anxiolytic use, unspecified with withdrawal, uncomplicated | Diagnosis | ICD-10-CM |
| F13.931 | Sedative, hypnotic or anxiolytic use, unspecified with withdrawal delirium | Diagnosis | ICD-10-CM |
| F13.932 | Sedative, hypnotic or anxiolytic use, unspecified with withdrawal with perceptual disturbances | Diagnosis | ICD-10-CM |
| F13.939 | Sedative, hypnotic or anxiolytic use, unspecified with withdrawal, unspecified | Diagnosis | ICD-10-CM |
| F13.94 | Sedative, hypnotic or anxiolytic use, unspecified with sedative, hypnotic or anxiolytic-induced mood disorder | Diagnosis | ICD-10-CM |
| F13.950 | Sedative, hypnotic or anxiolytic use, unspecified with sedative, hypnotic or anxiolytic-induced psychotic disorder with delusions | Diagnosis | ICD-10-CM |
| F13.951 | Sedative, hypnotic or anxiolytic use, unspecified with sedative, hypnotic or anxiolytic-induced psychotic disorder with hallucinations | Diagnosis | ICD-10-CM |
| F13.959 | Sedative, hypnotic or anxiolytic use, unspecified with sedative, hypnotic or anxiolytic-induced psychotic disorder, unspecified | Diagnosis | ICD-10-CM |
| F13.96 | Sedative, hypnotic or anxiolytic use, unspecified with sedative, hypnotic or anxiolytic-induced persisting amnestic disorder | Diagnosis | ICD-10-CM |
| F13.97 | Sedative, hypnotic or anxiolytic use, unspecified with sedative, hypnotic or anxiolytic-induced persisting dementia | Diagnosis | ICD-10-CM |
| F13.980 | Sedative, hypnotic or anxiolytic use, unspecified with sedative, hypnotic or anxiolytic-induced anxiety disorder | Diagnosis | ICD-10-CM |
| F13.981 | Sedative, hypnotic or anxiolytic use, unspecified with sedative, hypnotic or anxiolytic-induced sexual dysfunction | Diagnosis | ICD-10-CM |
| F13.982 | Sedative, hypnotic or anxiolytic use, unspecified with sedative, hypnotic or anxiolytic-induced sleep disorder | Diagnosis | ICD-10-CM |
| F13.988 | Sedative, hypnotic or anxiolytic use, unspecified with other sedative, hypnotic or anxiolytic-induced disorder | Diagnosis | ICD-10-CM |
| F13.99 | Sedative, hypnotic or anxiolytic use, unspecified with unspecified sedative, hypnotic or anxiolytic-induced disorder | Diagnosis | ICD-10-CM |
| F14.10 | Cocaine abuse, uncomplicated | Diagnosis | ICD-10-CM |

Appendix C.1. List of RxNorm Concept Unique Identifier (RXCUI), Logical Observation Identifiers Names and Codes (LOINC), International Classification of Diseases, Tenth Revision, Clinical Modification (ICD-10-CM), International Classification of Diseases, Tenth Revision, Procedure Coding System (ICD-10-PCS), Healthcare Common Procedure Coding System (HCPCS), and Current Procedural Terminology (CPT) Codes Used to Define Baseline Characteristics for this Request

| Code | Description | Code Category | Code Type |
|-------------|---|----------------------|------------------|
| F14.11 | Cocaine abuse, in remission | Diagnosis | ICD-10-CM |
| F14.120 | Cocaine abuse with intoxication, uncomplicated | Diagnosis | ICD-10-CM |
| F14.121 | Cocaine abuse with intoxication with delirium | Diagnosis | ICD-10-CM |
| F14.122 | Cocaine abuse with intoxication with perceptual disturbance | Diagnosis | ICD-10-CM |
| F14.129 | Cocaine abuse with intoxication, unspecified | Diagnosis | ICD-10-CM |
| F14.14 | Cocaine abuse with cocaine-induced mood disorder | Diagnosis | ICD-10-CM |
| F14.150 | Cocaine abuse with cocaine-induced psychotic disorder with delusions | Diagnosis | ICD-10-CM |
| F14.151 | Cocaine abuse with cocaine-induced psychotic disorder with hallucinations | Diagnosis | ICD-10-CM |
| F14.159 | Cocaine abuse with cocaine-induced psychotic disorder, unspecified | Diagnosis | ICD-10-CM |
| F14.180 | Cocaine abuse with cocaine-induced anxiety disorder | Diagnosis | ICD-10-CM |
| F14.181 | Cocaine abuse with cocaine-induced sexual dysfunction | Diagnosis | ICD-10-CM |
| F14.182 | Cocaine abuse with cocaine-induced sleep disorder | Diagnosis | ICD-10-CM |
| F14.188 | Cocaine abuse with other cocaine-induced disorder | Diagnosis | ICD-10-CM |
| F14.19 | Cocaine abuse with unspecified cocaine-induced disorder | Diagnosis | ICD-10-CM |
| F14.220 | Cocaine dependence with intoxication, uncomplicated | Diagnosis | ICD-10-CM |
| F14.221 | Cocaine dependence with intoxication delirium | Diagnosis | ICD-10-CM |
| F14.222 | Cocaine dependence with intoxication with perceptual disturbance | Diagnosis | ICD-10-CM |
| F14.229 | Cocaine dependence with intoxication, unspecified | Diagnosis | ICD-10-CM |
| F14.23 | Cocaine dependence with withdrawal | Diagnosis | ICD-10-CM |
| F14.24 | Cocaine dependence with cocaine-induced mood disorder | Diagnosis | ICD-10-CM |
| F14.250 | Cocaine dependence with cocaine-induced psychotic disorder with delusions | Diagnosis | ICD-10-CM |
| F14.251 | Cocaine dependence with cocaine-induced psychotic disorder with hallucinations | Diagnosis | ICD-10-CM |
| F14.259 | Cocaine dependence with cocaine-induced psychotic disorder, unspecified | Diagnosis | ICD-10-CM |
| F14.280 | Cocaine dependence with cocaine-induced anxiety disorder | Diagnosis | ICD-10-CM |
| F14.281 | Cocaine dependence with cocaine-induced sexual dysfunction | Diagnosis | ICD-10-CM |
| F14.282 | Cocaine dependence with cocaine-induced sleep disorder | Diagnosis | ICD-10-CM |
| F14.288 | Cocaine dependence with other cocaine-induced disorder | Diagnosis | ICD-10-CM |
| F14.29 | Cocaine dependence with unspecified cocaine-induced disorder | Diagnosis | ICD-10-CM |
| F14.90 | Cocaine use, unspecified, uncomplicated | Diagnosis | ICD-10-CM |
| F14.920 | Cocaine use, unspecified with intoxication, uncomplicated | Diagnosis | ICD-10-CM |
| F14.921 | Cocaine use, unspecified with intoxication delirium | Diagnosis | ICD-10-CM |
| F14.922 | Cocaine use, unspecified with intoxication with perceptual | Diagnosis | ICD-10-CM |
| F14.929 | Cocaine use, unspecified with intoxication, unspecified | Diagnosis | ICD-10-CM |
| F14.94 | Cocaine use, unspecified with cocaine-induced mood disorder | Diagnosis | ICD-10-CM |
| F14.950 | Cocaine use, unspecified with cocaine-induced psychotic disorder with delusions | Diagnosis | ICD-10-CM |

Appendix C.1. List of RxNorm Concept Unique Identifier (RXCUI), Logical Observation Identifiers Names and Codes (LOINC), International Classification of Diseases, Tenth Revision, Clinical Modification (ICD-10-CM), International Classification of Diseases, Tenth Revision, Procedure Coding System (ICD-10-PCS), Healthcare Common Procedure Coding System (HCPCS), and Current Procedural Terminology (CPT) Codes Used to Define Baseline Characteristics for this Request

| Code | Description | Code Category | Code Type |
|-------------|--|----------------------|------------------|
| F14.951 | Cocaine use, unspecified with cocaine-induced psychotic disorder with hallucinations | Diagnosis | ICD-10-CM |
| F14.959 | Cocaine use, unspecified with cocaine-induced psychotic disorder, unspecified | Diagnosis | ICD-10-CM |
| F14.980 | Cocaine use, unspecified with cocaine-induced anxiety disorder | Diagnosis | ICD-10-CM |
| F14.981 | Cocaine use, unspecified with cocaine-induced sexual dysfunction | Diagnosis | ICD-10-CM |
| F14.982 | Cocaine use, unspecified with cocaine-induced sleep disorder | Diagnosis | ICD-10-CM |
| F14.988 | Cocaine use, unspecified with other cocaine-induced disorder | Diagnosis | ICD-10-CM |
| F14.99 | Cocaine use, unspecified with unspecified cocaine-induced disorder | Diagnosis | ICD-10-CM |
| F15.10 | Other stimulant abuse, uncomplicated | Diagnosis | ICD-10-CM |
| F15.11 | Other stimulant abuse, in remission | Diagnosis | ICD-10-CM |
| F15.120 | Other stimulant abuse with intoxication, uncomplicated | Diagnosis | ICD-10-CM |
| F15.121 | Other stimulant abuse with intoxication delirium | Diagnosis | ICD-10-CM |
| F15.122 | Other stimulant abuse with intoxication with perceptual disturbance | Diagnosis | ICD-10-CM |
| F15.129 | Other stimulant abuse with intoxication, unspecified | Diagnosis | ICD-10-CM |
| F15.14 | Other stimulant abuse with stimulant-induced mood disorder | Diagnosis | ICD-10-CM |
| F15.150 | Other stimulant abuse with stimulant-induced psychotic disorder with delusions | Diagnosis | ICD-10-CM |
| F15.151 | Other stimulant abuse with stimulant-induced psychotic disorder with hallucinations | Diagnosis | ICD-10-CM |
| F15.159 | Other stimulant abuse with stimulant-induced psychotic disorder, unspecified | Diagnosis | ICD-10-CM |
| F15.180 | Other stimulant abuse with stimulant-induced anxiety disorder | Diagnosis | ICD-10-CM |
| F15.181 | Other stimulant abuse with stimulant-induced sexual dysfunction | Diagnosis | ICD-10-CM |
| F15.182 | Other stimulant abuse with stimulant-induced sleep disorder | Diagnosis | ICD-10-CM |
| F15.188 | Other stimulant abuse with other stimulant-induced disorder | Diagnosis | ICD-10-CM |
| F15.19 | Other stimulant abuse with unspecified stimulant-induced disorder | Diagnosis | ICD-10-CM |
| F15.220 | Other stimulant dependence with intoxication, uncomplicated | Diagnosis | ICD-10-CM |
| F15.221 | Other stimulant dependence with intoxication delirium | Diagnosis | ICD-10-CM |
| F15.222 | Other stimulant dependence with intoxication with perceptual disturbance | Diagnosis | ICD-10-CM |
| F15.229 | Other stimulant dependence with intoxication, unspecified | Diagnosis | ICD-10-CM |
| F15.23 | Other stimulant dependence with withdrawal | Diagnosis | ICD-10-CM |
| F15.24 | Other stimulant dependence with stimulant-induced mood disorder | Diagnosis | ICD-10-CM |
| F15.250 | Other stimulant dependence with stimulant-induced psychotic disorder with delusions | Diagnosis | ICD-10-CM |
| F15.251 | Other stimulant dependence with stimulant-induced psychotic disorder with hallucinations | Diagnosis | ICD-10-CM |
| F15.259 | Other stimulant dependence with stimulant-induced psychotic disorder, unspecified | Diagnosis | ICD-10-CM |

Appendix C.1. List of RxNorm Concept Unique Identifier (RXCUI), Logical Observation Identifiers Names and Codes (LOINC), International Classification of Diseases, Tenth Revision, Clinical Modification (ICD-10-CM), International Classification of Diseases, Tenth Revision, Procedure Coding System (ICD-10-PCS), Healthcare Common Procedure Coding System (HCPCS), and Current Procedural Terminology (CPT) Codes Used to Define Baseline Characteristics for this Request

| Code | Description | Code Category | Code Type |
|-------------|--|----------------------|------------------|
| F15.280 | Other stimulant dependence with stimulant-induced anxiety disorder | Diagnosis | ICD-10-CM |
| F15.281 | Other stimulant dependence with stimulant-induced sexual | Diagnosis | ICD-10-CM |
| F15.282 | Other stimulant dependence with stimulant-induced sleep disorder | Diagnosis | ICD-10-CM |
| F15.288 | Other stimulant dependence with other stimulant-induced disorder | Diagnosis | ICD-10-CM |
| F15.29 | Other stimulant dependence with unspecified stimulant-induced disorder | Diagnosis | ICD-10-CM |
| F15.90 | Other stimulant use, unspecified, uncomplicated | Diagnosis | ICD-10-CM |
| F15.920 | Other stimulant use, unspecified with intoxication, uncomplicated | Diagnosis | ICD-10-CM |
| F15.921 | Other stimulant use, unspecified with intoxication delirium | Diagnosis | ICD-10-CM |
| F15.922 | Other stimulant use, unspecified with intoxication with perceptual disturbance | Diagnosis | ICD-10-CM |
| F15.929 | Other stimulant use, unspecified with intoxication, unspecified | Diagnosis | ICD-10-CM |
| F15.93 | Other stimulant use, unspecified with withdrawal | Diagnosis | ICD-10-CM |
| F15.94 | Other stimulant use, unspecified with stimulant-induced mood | Diagnosis | ICD-10-CM |
| F15.950 | Other stimulant use, unspecified with stimulant-induced psychotic disorder with delusions | Diagnosis | ICD-10-CM |
| F15.951 | Other stimulant use, unspecified with stimulant-induced psychotic disorder with hallucinations | Diagnosis | ICD-10-CM |
| F15.959 | Other stimulant use, unspecified with stimulant-induced psychotic disorder, unspecified | Diagnosis | ICD-10-CM |
| F15.980 | Other stimulant use, unspecified with stimulant-induced anxiety disorder | Diagnosis | ICD-10-CM |
| F15.981 | Other stimulant use, unspecified with stimulant-induced sexual dysfunction | Diagnosis | ICD-10-CM |
| F15.982 | Other stimulant use, unspecified with stimulant-induced sleep | Diagnosis | ICD-10-CM |
| F15.988 | Other stimulant use, unspecified with other stimulant-induced | Diagnosis | ICD-10-CM |
| F15.99 | Other stimulant use, unspecified with unspecified stimulant-induced disorder | Diagnosis | ICD-10-CM |
| F16.10 | Hallucinogen abuse, uncomplicated | Diagnosis | ICD-10-CM |
| F16.11 | Hallucinogen abuse, in remission | Diagnosis | ICD-10-CM |
| F16.120 | Hallucinogen abuse with intoxication, uncomplicated | Diagnosis | ICD-10-CM |
| F16.121 | Hallucinogen abuse with intoxication with delirium | Diagnosis | ICD-10-CM |
| F16.122 | Hallucinogen abuse with intoxication with perceptual disturbance | Diagnosis | ICD-10-CM |
| F16.129 | Hallucinogen abuse with intoxication, unspecified | Diagnosis | ICD-10-CM |
| F16.14 | Hallucinogen abuse with hallucinogen-induced mood disorder | Diagnosis | ICD-10-CM |
| F16.150 | Hallucinogen abuse with hallucinogen-induced psychotic disorder with delusions | Diagnosis | ICD-10-CM |
| F16.151 | Hallucinogen abuse with hallucinogen-induced psychotic disorder with hallucinations | Diagnosis | ICD-10-CM |

Appendix C.1. List of RxNorm Concept Unique Identifier (RXCUI), Logical Observation Identifiers Names and Codes (LOINC), International Classification of Diseases, Tenth Revision, Clinical Modification (ICD-10-CM), International Classification of Diseases, Tenth Revision, Procedure Coding System (ICD-10-PCS), Healthcare Common Procedure Coding System (HCPCS), and Current Procedural Terminology (CPT) Codes Used to Define Baseline Characteristics for this Request

| Code | Description | Code Category | Code Type |
|-------------|--|----------------------|------------------|
| F16.159 | Hallucinogen abuse with hallucinogen-induced psychotic disorder, unspecified | Diagnosis | ICD-10-CM |
| F16.180 | Hallucinogen abuse with hallucinogen-induced anxiety disorder | Diagnosis | ICD-10-CM |
| F16.183 | Hallucinogen abuse with hallucinogen persisting perception disorder (flashbacks) | Diagnosis | ICD-10-CM |
| F16.188 | Hallucinogen abuse with other hallucinogen-induced disorder | Diagnosis | ICD-10-CM |
| F16.19 | Hallucinogen abuse with unspecified hallucinogen-induced disorder | Diagnosis | ICD-10-CM |
| F16.220 | Hallucinogen dependence with intoxication, uncomplicated | Diagnosis | ICD-10-CM |
| F16.221 | Hallucinogen dependence with intoxication with delirium | Diagnosis | ICD-10-CM |
| F16.229 | Hallucinogen dependence with intoxication, unspecified | Diagnosis | ICD-10-CM |
| F16.24 | Hallucinogen dependence with hallucinogen-induced mood disorder | Diagnosis | ICD-10-CM |
| F16.250 | Hallucinogen dependence with hallucinogen-induced psychotic disorder with delusions | Diagnosis | ICD-10-CM |
| F16.251 | Hallucinogen dependence with hallucinogen-induced psychotic disorder with hallucinations | Diagnosis | ICD-10-CM |
| F16.259 | Hallucinogen dependence with hallucinogen-induced psychotic disorder, unspecified | Diagnosis | ICD-10-CM |
| F16.280 | Hallucinogen dependence with hallucinogen-induced anxiety disorder | Diagnosis | ICD-10-CM |
| F16.283 | Hallucinogen dependence with hallucinogen persisting perception disorder (flashbacks) | Diagnosis | ICD-10-CM |
| F16.288 | Hallucinogen dependence with other hallucinogen-induced disorder | Diagnosis | ICD-10-CM |
| F16.29 | Hallucinogen dependence with unspecified hallucinogen-induced disorder | Diagnosis | ICD-10-CM |
| F16.90 | Hallucinogen use, unspecified, uncomplicated | Diagnosis | ICD-10-CM |
| F16.920 | Hallucinogen use, unspecified with intoxication, uncomplicated | Diagnosis | ICD-10-CM |
| F16.921 | Hallucinogen use, unspecified with intoxication with delirium | Diagnosis | ICD-10-CM |
| F16.929 | Hallucinogen use, unspecified with intoxication, unspecified | Diagnosis | ICD-10-CM |
| F16.94 | Hallucinogen use, unspecified with hallucinogen-induced mood disorder | Diagnosis | ICD-10-CM |
| F16.950 | Hallucinogen use, unspecified with hallucinogen-induced psychotic disorder with delusions | Diagnosis | ICD-10-CM |
| F16.951 | Hallucinogen use, unspecified with hallucinogen-induced psychotic disorder with hallucinations | Diagnosis | ICD-10-CM |
| F16.959 | Hallucinogen use, unspecified with hallucinogen-induced psychotic disorder, unspecified | Diagnosis | ICD-10-CM |
| F16.980 | Hallucinogen use, unspecified with hallucinogen-induced anxiety disorder | Diagnosis | ICD-10-CM |
| F16.983 | Hallucinogen use, unspecified with hallucinogen persisting perception disorder (flashbacks) | Diagnosis | ICD-10-CM |
| F16.988 | Hallucinogen use, unspecified with other hallucinogen-induced disorder | Diagnosis | ICD-10-CM |

Appendix C.1. List of RxNorm Concept Unique Identifier (RXCUI), Logical Observation Identifiers Names and Codes (LOINC), International Classification of Diseases, Tenth Revision, Clinical Modification (ICD-10-CM), International Classification of Diseases, Tenth Revision, Procedure Coding System (ICD-10-PCS), Healthcare Common Procedure Coding System (HCPCS), and Current Procedural Terminology (CPT) Codes Used to Define Baseline Characteristics for this Request

| Code | Description | Code Category | Code Type |
|-------------|---|----------------------|------------------|
| F16.99 | Hallucinogen use, unspecified with unspecified hallucinogen-induced disorder | Diagnosis | ICD-10-CM |
| F17.203 | Nicotine dependence unspecified, with withdrawal | Diagnosis | ICD-10-CM |
| F17.208 | Nicotine dependence, unspecified, with other nicotine-induced disorders | Diagnosis | ICD-10-CM |
| F17.209 | Nicotine dependence, unspecified, with unspecified nicotine-induced disorders | Diagnosis | ICD-10-CM |
| F17.213 | Nicotine dependence, cigarettes, with withdrawal | Diagnosis | ICD-10-CM |
| F17.218 | Nicotine dependence, cigarettes, with other nicotine-induced | Diagnosis | ICD-10-CM |
| F17.219 | Nicotine dependence, cigarettes, with unspecified nicotine-induced disorders | Diagnosis | ICD-10-CM |
| F17.223 | Nicotine dependence, chewing tobacco, with withdrawal | Diagnosis | ICD-10-CM |
| F17.228 | Nicotine dependence, chewing tobacco, with other nicotine-induced disorders | Diagnosis | ICD-10-CM |
| F17.229 | Nicotine dependence, chewing tobacco, with unspecified nicotine-induced disorders | Diagnosis | ICD-10-CM |
| F17.293 | Nicotine dependence, other tobacco product, with withdrawal | Diagnosis | ICD-10-CM |
| F17.298 | Nicotine dependence, other tobacco product, with other nicotine-induced disorders | Diagnosis | ICD-10-CM |
| F17.299 | Nicotine dependence, other tobacco product, with unspecified nicotine-induced disorders | Diagnosis | ICD-10-CM |
| F18.10 | Inhalant abuse, uncomplicated | Diagnosis | ICD-10-CM |
| F18.11 | Inhalant abuse, in remission | Diagnosis | ICD-10-CM |
| F18.120 | Inhalant abuse with intoxication, uncomplicated | Diagnosis | ICD-10-CM |
| F18.121 | Inhalant abuse with intoxication delirium | Diagnosis | ICD-10-CM |
| F18.129 | Inhalant abuse with intoxication, unspecified | Diagnosis | ICD-10-CM |
| F18.14 | Inhalant abuse with inhalant-induced mood disorder | Diagnosis | ICD-10-CM |
| F18.150 | Inhalant abuse with inhalant-induced psychotic disorder with | Diagnosis | ICD-10-CM |
| F18.151 | Inhalant abuse with inhalant-induced psychotic disorder with hallucinations | Diagnosis | ICD-10-CM |
| F18.159 | Inhalant abuse with inhalant-induced psychotic disorder, unspecified | Diagnosis | ICD-10-CM |
| F18.17 | Inhalant abuse with inhalant-induced dementia | Diagnosis | ICD-10-CM |
| F18.180 | Inhalant abuse with inhalant-induced anxiety disorder | Diagnosis | ICD-10-CM |
| F18.188 | Inhalant abuse with other inhalant-induced disorder | Diagnosis | ICD-10-CM |
| F18.19 | Inhalant abuse with unspecified inhalant-induced disorder | Diagnosis | ICD-10-CM |
| F18.220 | Inhalant dependence with intoxication, uncomplicated | Diagnosis | ICD-10-CM |
| F18.221 | Inhalant dependence with intoxication delirium | Diagnosis | ICD-10-CM |
| F18.229 | Inhalant dependence with intoxication, unspecified | Diagnosis | ICD-10-CM |
| F18.24 | Inhalant dependence with inhalant-induced mood disorder | Diagnosis | ICD-10-CM |

Appendix C.1. List of RxNorm Concept Unique Identifier (RXCUI), Logical Observation Identifiers Names and Codes (LOINC), International Classification of Diseases, Tenth Revision, Clinical Modification (ICD-10-CM), International Classification of Diseases, Tenth Revision, Procedure Coding System (ICD-10-PCS), Healthcare Common Procedure Coding System (HCPCS), and Current Procedural Terminology (CPT) Codes Used to Define Baseline Characteristics for this Request

| Code | Description | Code Category | Code Type |
|-------------|---|----------------------|------------------|
| F18.250 | Inhalant dependence with inhalant-induced psychotic disorder with delusions | Diagnosis | ICD-10-CM |
| F18.251 | Inhalant dependence with inhalant-induced psychotic disorder with hallucinations | Diagnosis | ICD-10-CM |
| F18.259 | Inhalant dependence with inhalant-induced psychotic disorder, unspecified | Diagnosis | ICD-10-CM |
| F18.27 | Inhalant dependence with inhalant-induced dementia | Diagnosis | ICD-10-CM |
| F18.280 | Inhalant dependence with inhalant-induced anxiety disorder | Diagnosis | ICD-10-CM |
| F18.288 | Inhalant dependence with other inhalant-induced disorder | Diagnosis | ICD-10-CM |
| F18.29 | Inhalant dependence with unspecified inhalant-induced disorder | Diagnosis | ICD-10-CM |
| F18.90 | Inhalant use, unspecified, uncomplicated | Diagnosis | ICD-10-CM |
| F18.920 | Inhalant use, unspecified with intoxication, uncomplicated | Diagnosis | ICD-10-CM |
| F18.921 | Inhalant use, unspecified with intoxication with delirium | Diagnosis | ICD-10-CM |
| F18.929 | Inhalant use, unspecified with intoxication, unspecified | Diagnosis | ICD-10-CM |
| F18.94 | Inhalant use, unspecified with inhalant-induced mood disorder | Diagnosis | ICD-10-CM |
| F18.950 | Inhalant use, unspecified with inhalant-induced psychotic disorder with delusions | Diagnosis | ICD-10-CM |
| F18.951 | Inhalant use, unspecified with inhalant-induced psychotic disorder with hallucinations | Diagnosis | ICD-10-CM |
| F18.959 | Inhalant use, unspecified with inhalant-induced psychotic disorder, unspecified | Diagnosis | ICD-10-CM |
| F18.97 | Inhalant use, unspecified with inhalant-induced persisting dementia | Diagnosis | ICD-10-CM |
| F18.980 | Inhalant use, unspecified with inhalant-induced anxiety disorder | Diagnosis | ICD-10-CM |
| F18.988 | Inhalant use, unspecified with other inhalant-induced disorder | Diagnosis | ICD-10-CM |
| F18.99 | Inhalant use, unspecified with unspecified inhalant-induced disorder | Diagnosis | ICD-10-CM |
| F19.10 | Other psychoactive substance abuse, uncomplicated | Diagnosis | ICD-10-CM |
| F19.11 | Other psychoactive substance abuse, in remission | Diagnosis | ICD-10-CM |
| F19.120 | Other psychoactive substance abuse with intoxication, uncomplicated | Diagnosis | ICD-10-CM |
| F19.121 | Other psychoactive substance abuse with intoxication delirium | Diagnosis | ICD-10-CM |
| F19.122 | Other psychoactive substance abuse with intoxication with perceptual disturbances | Diagnosis | ICD-10-CM |
| F19.129 | Other psychoactive substance abuse with intoxication, unspecified | Diagnosis | ICD-10-CM |
| F19.14 | Other psychoactive substance abuse with psychoactive substance-induced mood disorder | Diagnosis | ICD-10-CM |
| F19.150 | Other psychoactive substance abuse with psychoactive substance-induced psychotic disorder with delusions | Diagnosis | ICD-10-CM |
| F19.151 | Other psychoactive substance abuse with psychoactive substance-induced psychotic disorder with hallucinations | Diagnosis | ICD-10-CM |
| F19.159 | Other psychoactive substance abuse with psychoactive substance-induced psychotic disorder, unspecified | Diagnosis | ICD-10-CM |

Appendix C.1. List of RxNorm Concept Unique Identifier (RXCUI), Logical Observation Identifiers Names and Codes (LOINC), International Classification of Diseases, Tenth Revision, Clinical Modification (ICD-10-CM), International Classification of Diseases, Tenth Revision, Procedure Coding System (ICD-10-PCS), Healthcare Common Procedure Coding System (HCPCS), and Current Procedural Terminology (CPT) Codes Used to Define Baseline Characteristics for this Request

| Code | Description | Code Category | Code Type |
|-------------|--|----------------------|------------------|
| F19.16 | Other psychoactive substance abuse with psychoactive substance-induced persisting amnesic disorder | Diagnosis | ICD-10-CM |
| F19.17 | Other psychoactive substance abuse with psychoactive substance-induced persisting dementia | Diagnosis | ICD-10-CM |
| F19.180 | Other psychoactive substance abuse with psychoactive substance-induced anxiety disorder | Diagnosis | ICD-10-CM |
| F19.181 | Other psychoactive substance abuse with psychoactive substance-induced sexual dysfunction | Diagnosis | ICD-10-CM |
| F19.182 | Other psychoactive substance abuse with psychoactive substance-induced sleep disorder | Diagnosis | ICD-10-CM |
| F19.188 | Other psychoactive substance abuse with other psychoactive substance-induced disorder | Diagnosis | ICD-10-CM |
| F19.19 | Other psychoactive substance abuse with unspecified psychoactive substance-induced disorder | Diagnosis | ICD-10-CM |
| F19.21 | Other psychoactive substance dependence, in remission | Diagnosis | ICD-10-CM |
| F19.220 | Other psychoactive substance dependence with intoxication, uncomplicated | Diagnosis | ICD-10-CM |
| F19.221 | Other psychoactive substance dependence with intoxication delirium | Diagnosis | ICD-10-CM |
| F19.222 | Other psychoactive substance dependence with intoxication with perceptual disturbance | Diagnosis | ICD-10-CM |
| F19.229 | Other psychoactive substance dependence with intoxication, unspecified | Diagnosis | ICD-10-CM |
| F19.230 | Other psychoactive substance dependence with withdrawal, uncomplicated | Diagnosis | ICD-10-CM |
| F19.231 | Other psychoactive substance dependence with withdrawal delirium | Diagnosis | ICD-10-CM |
| F19.232 | Other psychoactive substance dependence with withdrawal with perceptual disturbance | Diagnosis | ICD-10-CM |
| F19.239 | Other psychoactive substance dependence with withdrawal, | Diagnosis | ICD-10-CM |
| F19.24 | Other psychoactive substance dependence with psychoactive substance-induced mood disorder | Diagnosis | ICD-10-CM |
| F19.250 | Other psychoactive substance dependence with psychoactive substance-induced psychotic disorder with delusions | Diagnosis | ICD-10-CM |
| F19.251 | Other psychoactive substance dependence with psychoactive substance-induced psychotic disorder with hallucinations | Diagnosis | ICD-10-CM |
| F19.259 | Other psychoactive substance dependence with psychoactive substance-induced psychotic disorder, unspecified | Diagnosis | ICD-10-CM |
| F19.26 | Other psychoactive substance dependence with psychoactive substance-induced persisting amnesic disorder | Diagnosis | ICD-10-CM |
| F19.27 | Other psychoactive substance dependence with psychoactive substance-induced persisting dementia | Diagnosis | ICD-10-CM |

Appendix C.1. List of RxNorm Concept Unique Identifier (RXCUI), Logical Observation Identifiers Names and Codes (LOINC), International Classification of Diseases, Tenth Revision, Clinical Modification (ICD-10-CM), International Classification of Diseases, Tenth Revision, Procedure Coding System (ICD-10-PCS), Healthcare Common Procedure Coding System (HCPCS), and Current Procedural Terminology (CPT) Codes Used to Define Baseline Characteristics for this Request

| Code | Description | Code Category | Code Type |
|-------------|--|----------------------|------------------|
| F19.280 | Other psychoactive substance dependence with psychoactive substance-induced anxiety disorder | Diagnosis | ICD-10-CM |
| F19.281 | Other psychoactive substance dependence with psychoactive substance-induced sexual dysfunction | Diagnosis | ICD-10-CM |
| F19.282 | Other psychoactive substance dependence with psychoactive substance-induced sleep disorder | Diagnosis | ICD-10-CM |
| F19.288 | Other psychoactive substance dependence with other psychoactive substance-induced disorder | Diagnosis | ICD-10-CM |
| F19.29 | Other psychoactive substance dependence with unspecified psychoactive substance-induced disorder | Diagnosis | ICD-10-CM |
| F19.90 | Other psychoactive substance use, unspecified, uncomplicated | Diagnosis | ICD-10-CM |
| F19.920 | Other psychoactive substance use, unspecified with intoxication, uncomplicated | Diagnosis | ICD-10-CM |
| F19.921 | Other psychoactive substance use, unspecified with intoxication with delirium | Diagnosis | ICD-10-CM |
| F19.922 | Other psychoactive substance use, unspecified with intoxication with perceptual disturbance | Diagnosis | ICD-10-CM |
| F19.929 | Other psychoactive substance use, unspecified with intoxication, unspecified | Diagnosis | ICD-10-CM |
| F19.930 | Other psychoactive substance use, unspecified with withdrawal, uncomplicated | Diagnosis | ICD-10-CM |
| F19.931 | Other psychoactive substance use, unspecified with withdrawal | Diagnosis | ICD-10-CM |
| F19.932 | Other psychoactive substance use, unspecified with withdrawal with perceptual disturbance | Diagnosis | ICD-10-CM |
| F19.939 | Other psychoactive substance use, unspecified with withdrawal, unspecified | Diagnosis | ICD-10-CM |
| F19.94 | Other psychoactive substance use, unspecified with psychoactive substance-induced mood disorder | Diagnosis | ICD-10-CM |
| F19.950 | Other psychoactive substance use, unspecified with psychoactive substance-induced psychotic disorder with delusions | Diagnosis | ICD-10-CM |
| F19.951 | Other psychoactive substance use, unspecified with psychoactive substance-induced psychotic disorder with hallucinations | Diagnosis | ICD-10-CM |
| F19.959 | Other psychoactive substance use, unspecified with psychoactive substance-induced psychotic disorder, unspecified | Diagnosis | ICD-10-CM |
| F19.96 | Other psychoactive substance use, unspecified with psychoactive substance-induced persisting amnesic disorder | Diagnosis | ICD-10-CM |
| F19.97 | Other psychoactive substance use, unspecified with psychoactive substance-induced persisting dementia | Diagnosis | ICD-10-CM |
| F19.980 | Other psychoactive substance use, unspecified with psychoactive substance-induced anxiety disorder | Diagnosis | ICD-10-CM |

Appendix C.1. List of RxNorm Concept Unique Identifier (RXCUI), Logical Observation Identifiers Names and Codes (LOINC), International Classification of Diseases, Tenth Revision, Clinical Modification (ICD-10-CM), International Classification of Diseases, Tenth Revision, Procedure Coding System (ICD-10-PCS), Healthcare Common Procedure Coding System (HCPCS), and Current Procedural Terminology (CPT) Codes Used to Define Baseline Characteristics for this Request

| Code | Description | Code Category | Code Type |
|-------------|--|----------------------|------------------|
| F19.981 | Other psychoactive substance use, unspecified with psychoactive substance-induced sexual dysfunction | Diagnosis | ICD-10-CM |
| F19.982 | Other psychoactive substance use, unspecified with psychoactive substance-induced sleep disorder | Diagnosis | ICD-10-CM |
| F19.988 | Other psychoactive substance use, unspecified with other psychoactive substance-induced disorder | Diagnosis | ICD-10-CM |
| F19.99 | Other psychoactive substance use, unspecified with unspecified psychoactive substance-induced disorder | Diagnosis | ICD-10-CM |
| F55.0 | Abuse of antacids | Diagnosis | ICD-10-CM |
| F55.1 | Abuse of herbal or folk remedies | Diagnosis | ICD-10-CM |
| F55.2 | Abuse of laxatives | Diagnosis | ICD-10-CM |
| F55.3 | Abuse of steroids or hormones | Diagnosis | ICD-10-CM |
| F55.4 | Abuse of vitamins | Diagnosis | ICD-10-CM |
| F55.8 | Abuse of other non-psychoactive substances | Diagnosis | ICD-10-CM |
| G62.1 | Alcoholic polyneuropathy | Diagnosis | ICD-10-CM |
| HZ2ZZZZ | Detoxification Services for Substance Abuse Treatment | Procedure | ICD-10-PCS |
| HZ30ZZZ | Individual Counseling for Substance Abuse Treatment, Cognitive | Procedure | ICD-10-PCS |
| HZ31ZZZ | Individual Counseling for Substance Abuse Treatment, Behavioral | Procedure | ICD-10-PCS |
| HZ32ZZZ | Individual Counseling for Substance Abuse Treatment, Cognitive-Behavioral | Procedure | ICD-10-PCS |
| HZ33ZZZ | Individual Counseling for Substance Abuse Treatment, 12-Step | Procedure | ICD-10-PCS |
| HZ34ZZZ | Individual Counseling for Substance Abuse Treatment, Interpersonal | Procedure | ICD-10-PCS |
| HZ35ZZZ | Individual Counseling for Substance Abuse Treatment, Vocational | Procedure | ICD-10-PCS |
| HZ36ZZZ | Individual Counseling for Substance Abuse Treatment, | Procedure | ICD-10-PCS |
| HZ37ZZZ | Individual Counseling for Substance Abuse Treatment, Motivational Enhancement | Procedure | ICD-10-PCS |
| HZ38ZZZ | Individual Counseling for Substance Abuse Treatment, Confrontational | Procedure | ICD-10-PCS |
| HZ39ZZZ | Individual Counseling for Substance Abuse Treatment, Continuing | Procedure | ICD-10-PCS |
| HZ3BZZZ | Individual Counseling for Substance Abuse Treatment, Spiritual | Procedure | ICD-10-PCS |
| HZ40ZZZ | Group Counseling for Substance Abuse Treatment, Cognitive | Procedure | ICD-10-PCS |
| HZ41ZZZ | Group Counseling for Substance Abuse Treatment, Behavioral | Procedure | ICD-10-PCS |
| HZ42ZZZ | Group Counseling for Substance Abuse Treatment, Cognitive- | Procedure | ICD-10-PCS |
| HZ43ZZZ | Group Counseling for Substance Abuse Treatment, 12-Step | Procedure | ICD-10-PCS |
| HZ44ZZZ | Group Counseling for Substance Abuse Treatment, Interpersonal | Procedure | ICD-10-PCS |
| HZ45ZZZ | Group Counseling for Substance Abuse Treatment, Vocational | Procedure | ICD-10-PCS |
| HZ46ZZZ | Group Counseling for Substance Abuse Treatment, Psychoeducation | Procedure | ICD-10-PCS |
| HZ47ZZZ | Group Counseling for Substance Abuse Treatment, Motivational Enhancement | Procedure | ICD-10-PCS |
| HZ48ZZZ | Group Counseling for Substance Abuse Treatment, Confrontational | Procedure | ICD-10-PCS |
| HZ49ZZZ | Group Counseling for Substance Abuse Treatment, Continuing Care | Procedure | ICD-10-PCS |

Appendix C.1. List of RxNorm Concept Unique Identifier (RXCUI), Logical Observation Identifiers Names and Codes (LOINC), International Classification of Diseases, Tenth Revision, Clinical Modification (ICD-10-CM), International Classification of Diseases, Tenth Revision, Procedure Coding System (ICD-10-PCS), Healthcare Common Procedure Coding System (HCPCS), and Current Procedural Terminology (CPT) Codes Used to Define Baseline Characteristics for this Request

| Code | Description | Code Category | Code Type |
|-------------|---|----------------------|------------------|
| HZ4BZZZ | Group Counseling for Substance Abuse Treatment, Spiritual | Procedure | ICD-10-PCS |
| HZ50ZZZ | Individual Psychotherapy for Substance Abuse Treatment, Cognitive | Procedure | ICD-10-PCS |
| HZ51ZZZ | Individual Psychotherapy for Substance Abuse Treatment, Behavioral | Procedure | ICD-10-PCS |
| HZ52ZZZ | Individual Psychotherapy for Substance Abuse Treatment, Cognitive-Behavioral | Procedure | ICD-10-PCS |
| HZ53ZZZ | Individual Psychotherapy for Substance Abuse Treatment, 12-Step | Procedure | ICD-10-PCS |
| HZ54ZZZ | Individual Psychotherapy for Substance Abuse Treatment, | Procedure | ICD-10-PCS |
| HZ55ZZZ | Individual Psychotherapy for Substance Abuse Treatment, Interactive | Procedure | ICD-10-PCS |
| HZ56ZZZ | Individual Psychotherapy for Substance Abuse Treatment, Psychoeducation | Procedure | ICD-10-PCS |
| HZ57ZZZ | Individual Psychotherapy for Substance Abuse Treatment, Motivational Enhancement | Procedure | ICD-10-PCS |
| HZ58ZZZ | Individual Psychotherapy for Substance Abuse Treatment, Confrontational | Procedure | ICD-10-PCS |
| HZ59ZZZ | Individual Psychotherapy for Substance Abuse Treatment, Supportive | Procedure | ICD-10-PCS |
| HZ5BZZZ | Individual Psychotherapy for Substance Abuse Treatment, Psychoanalysis | Procedure | ICD-10-PCS |
| HZ5CZZZ | Individual Psychotherapy for Substance Abuse Treatment, Psychodynamic | Procedure | ICD-10-PCS |
| HZ5DZZZ | Individual Psychotherapy for Substance Abuse Treatment, Psychophysiological | Procedure | ICD-10-PCS |
| HZ63ZZZ | Family Counseling for Substance Abuse Treatment | Procedure | ICD-10-PCS |
| HZ83ZZZ | Medication Management for Substance Abuse Treatment, Antabuse | Procedure | ICD-10-PCS |
| HZ86ZZZ | Medication Management for Substance Abuse Treatment, Clonidine | Procedure | ICD-10-PCS |
| HZ88ZZZ | Medication Management for Substance Abuse Treatment, Psychiatric Medication | Procedure | ICD-10-PCS |
| HZ89ZZZ | Medication Management for Substance Abuse Treatment, Other Replacement Medication | Procedure | ICD-10-PCS |
| HZ93ZZZ | Pharmacotherapy for Substance Abuse Treatment, Antabuse | Procedure | ICD-10-PCS |
| HZ96ZZZ | Pharmacotherapy for Substance Abuse Treatment, Clonidine | Procedure | ICD-10-PCS |
| HZ98ZZZ | Pharmacotherapy for Substance Abuse Treatment, Psychiatric Medication | Procedure | ICD-10-PCS |
| HZ99ZZZ | Pharmacotherapy for Substance Abuse Treatment, Other Replacement Medication | Procedure | ICD-10-PCS |
| I42.6 | Alcoholic cardiomyopathy | Diagnosis | ICD-10-CM |
| K29.2 | Alcoholic gastritis | Diagnosis | ICD-10-CM |
| K29.20 | Alcoholic gastritis without bleeding | Diagnosis | ICD-10-CM |
| K29.21 | Alcoholic gastritis with bleeding | Diagnosis | ICD-10-CM |
| K70.0 | Alcoholic fatty liver | Diagnosis | ICD-10-CM |
| K70.10 | Alcoholic hepatitis without ascites | Diagnosis | ICD-10-CM |

Appendix C.1. List of RxNorm Concept Unique Identifier (RXCUI), Logical Observation Identifiers Names and Codes (LOINC), International Classification of Diseases, Tenth Revision, Clinical Modification (ICD-10-CM), International Classification of Diseases, Tenth Revision, Procedure Coding System (ICD-10-PCS), Healthcare Common Procedure Coding System (HCPCS), and Current Procedural Terminology (CPT) Codes Used to Define Baseline Characteristics for this Request

| Code | Description | Code Category | Code Type |
|-------------|---|----------------------|------------------|
| K70.11 | Alcoholic hepatitis with ascites | Diagnosis | ICD-10-CM |
| K70.2 | Alcoholic fibrosis and sclerosis of liver | Diagnosis | ICD-10-CM |
| K70.3 | Alcoholic cirrhosis of liver | Diagnosis | ICD-10-CM |
| K70.30 | Alcoholic cirrhosis of liver without ascites | Diagnosis | ICD-10-CM |
| K70.31 | Alcoholic cirrhosis of liver with ascites | Diagnosis | ICD-10-CM |
| K70.40 | Alcoholic hepatic failure without coma | Diagnosis | ICD-10-CM |
| K70.41 | Alcoholic hepatic failure with coma | Diagnosis | ICD-10-CM |
| K70.9 | Alcoholic liver disease, unspecified | Diagnosis | ICD-10-CM |
| O99.320 | Drug use complicating pregnancy, unspecified trimester | Diagnosis | ICD-10-CM |
| O99.321 | Drug use complicating pregnancy, first trimester | Diagnosis | ICD-10-CM |
| O99.322 | Drug use complicating pregnancy, second trimester | Diagnosis | ICD-10-CM |
| O99.323 | Drug use complicating pregnancy, third trimester | Diagnosis | ICD-10-CM |
| O99.324 | Drug use complicating childbirth | Diagnosis | ICD-10-CM |
| O99.325 | Drug use complicating the puerperium | Diagnosis | ICD-10-CM |
| R78.0 | Finding of alcohol in blood | Diagnosis | ICD-10-CM |
| T51 | Toxic effect of alcohol | Diagnosis | ICD-10-CM |
| T51.0 | Toxic effect of ethanol | Diagnosis | ICD-10-CM |
| T51.0X | Toxic effect of ethanol | Diagnosis | ICD-10-CM |
| T51.0X1 | Toxic effect of ethanol, accidental (unintentional) | Diagnosis | ICD-10-CM |
| T51.0X1A | Toxic effect of ethanol, accidental (unintentional), initial encounter | Diagnosis | ICD-10-CM |
| T51.0X1D | Toxic effect of ethanol, accidental (unintentional), subsequent encounter | Diagnosis | ICD-10-CM |
| T51.0X1S | Toxic effect of ethanol, accidental (unintentional), sequela | Diagnosis | ICD-10-CM |
| T51.0X2 | Toxic effect of ethanol, intentional self-harm | Diagnosis | ICD-10-CM |
| T51.0X2A | Toxic effect of ethanol, intentional self-harm, initial encounter | Diagnosis | ICD-10-CM |
| T51.0X2D | Toxic effect of ethanol, intentional self-harm, subsequent encounter | Diagnosis | ICD-10-CM |
| T51.0X2S | Toxic effect of ethanol, intentional self-harm, sequela | Diagnosis | ICD-10-CM |
| T51.0X3 | Toxic effect of ethanol, assault | Diagnosis | ICD-10-CM |
| T51.0X3A | Toxic effect of ethanol, assault, initial encounter | Diagnosis | ICD-10-CM |
| T51.0X3D | Toxic effect of ethanol, assault, subsequent encounter | Diagnosis | ICD-10-CM |
| T51.0X3S | Toxic effect of ethanol, assault, sequela | Diagnosis | ICD-10-CM |
| T51.0X4 | Toxic effect of ethanol, undetermined | Diagnosis | ICD-10-CM |
| T51.0X4A | Toxic effect of ethanol, undetermined, initial encounter | Diagnosis | ICD-10-CM |
| T51.0X4D | Toxic effect of ethanol, undetermined, subsequent encounter | Diagnosis | ICD-10-CM |
| T51.0X4S | Toxic effect of ethanol, undetermined, sequela | Diagnosis | ICD-10-CM |
| T51.8 | Toxic effect of other alcohols | Diagnosis | ICD-10-CM |
| T51.8X | Toxic effect of other alcohols | Diagnosis | ICD-10-CM |
| T51.8X1 | Toxic effect of other alcohols, accidental (unintentional) | Diagnosis | ICD-10-CM |
| T51.8X1A | Toxic effect of other alcohols, accidental (unintentional), initial encounter | Diagnosis | ICD-10-CM |

Appendix C.1. List of RxNorm Concept Unique Identifier (RXCUI), Logical Observation Identifiers Names and Codes (LOINC), International Classification of Diseases, Tenth Revision, Clinical Modification (ICD-10-CM), International Classification of Diseases, Tenth Revision, Procedure Coding System (ICD-10-PCS), Healthcare Common Procedure Coding System (HCPCS), and Current Procedural Terminology (CPT) Codes Used to Define Baseline Characteristics for this Request

| Code | Description | Code Category | Code Type |
|-------------|---|----------------------|------------------|
| T51.8X1D | Toxic effect of other alcohols, accidental (unintentional), subsequent encounter | Diagnosis | ICD-10-CM |
| T51.8X1S | Toxic effect of other alcohols, accidental (unintentional), sequela | Diagnosis | ICD-10-CM |
| T51.8X2 | Toxic effect of other alcohols, intentional self-harm | Diagnosis | ICD-10-CM |
| T51.8X2A | Toxic effect of other alcohols, intentional self-harm, initial encounter | Diagnosis | ICD-10-CM |
| T51.8X2D | Toxic effect of other alcohols, intentional self-harm, subsequent encounter | Diagnosis | ICD-10-CM |
| T51.8X2S | Toxic effect of other alcohols, intentional self-harm, sequela | Diagnosis | ICD-10-CM |
| T51.8X3 | Toxic effect of other alcohols, assault | Diagnosis | ICD-10-CM |
| T51.8X3A | Toxic effect of other alcohols, assault, initial encounter | Diagnosis | ICD-10-CM |
| T51.8X3D | Toxic effect of other alcohols, assault, subsequent encounter | Diagnosis | ICD-10-CM |
| T51.8X3S | Toxic effect of other alcohols, assault, sequela | Diagnosis | ICD-10-CM |
| T51.8X4 | Toxic effect of other alcohols, undetermined | Diagnosis | ICD-10-CM |
| T51.8X4A | Toxic effect of other alcohols, undetermined, initial encounter | Diagnosis | ICD-10-CM |
| T51.8X4D | Toxic effect of other alcohols, undetermined, subsequent encounter | Diagnosis | ICD-10-CM |
| T51.8X4S | Toxic effect of other alcohols, undetermined, sequela | Diagnosis | ICD-10-CM |
| T51.9 | Toxic effect of unspecified alcohol | Diagnosis | ICD-10-CM |
| T51.91 | Toxic effect of unspecified alcohol, accidental (unintentional) | Diagnosis | ICD-10-CM |
| T51.91XA | Toxic effect of unspecified alcohol, accidental (unintentional), initial encounter | Diagnosis | ICD-10-CM |
| T51.91XD | Toxic effect of unspecified alcohol, accidental (unintentional), subsequent encounter | Diagnosis | ICD-10-CM |
| T51.91XS | Toxic effect of unspecified alcohol, accidental (unintentional), sequela | Diagnosis | ICD-10-CM |
| T51.92 | Toxic effect of unspecified alcohol, intentional self-harm | Diagnosis | ICD-10-CM |
| T51.92XA | Toxic effect of unspecified alcohol, intentional self-harm, initial encounter | Diagnosis | ICD-10-CM |
| T51.92XD | Toxic effect of unspecified alcohol, intentional self-harm, subsequent encounter | Diagnosis | ICD-10-CM |
| T51.92XS | Toxic effect of unspecified alcohol, intentional self-harm, sequela | Diagnosis | ICD-10-CM |
| T51.93 | Toxic effect of unspecified alcohol, assault | Diagnosis | ICD-10-CM |
| T51.93XA | Toxic effect of unspecified alcohol, assault, initial encounter | Diagnosis | ICD-10-CM |
| T51.93XD | Toxic effect of unspecified alcohol, assault, subsequent encounter | Diagnosis | ICD-10-CM |
| T51.93XS | Toxic effect of unspecified alcohol, assault, sequela | Diagnosis | ICD-10-CM |
| T51.94 | Toxic effect of unspecified alcohol, undetermined | Diagnosis | ICD-10-CM |
| T51.94XA | Toxic effect of unspecified alcohol, undetermined, initial encounter | Diagnosis | ICD-10-CM |
| T51.94XD | Toxic effect of unspecified alcohol, undetermined, subsequent encounter | Diagnosis | ICD-10-CM |
| T51.94XS | Toxic effect of unspecified alcohol, undetermined, sequela | Diagnosis | ICD-10-CM |
| Z65.8 | Other specified problems related to psychosocial circumstances | Diagnosis | ICD-10-CM |
| Z71.4 | Alcohol abuse counseling and surveillance | Diagnosis | ICD-10-CM |

Appendix C.1. List of RxNorm Concept Unique Identifier (RXCUI), Logical Observation Identifiers Names and Codes (LOINC), International Classification of Diseases, Tenth Revision, Clinical Modification (ICD-10-CM), International Classification of Diseases, Tenth Revision, Procedure Coding System (ICD-10-PCS), Healthcare Common Procedure Coding System (HCPCS), and Current Procedural Terminology (CPT) Codes Used to Define Baseline Characteristics for this Request

| Code | Description | Code Category | Code Type |
|-----------------|---|---------------|-----------|
| Dyspnea | | | |
| R06.0 | Dyspnea | Diagnosis | ICD-10-CM |
| R06.00 | Dyspnea, unspecified | Diagnosis | ICD-10-CM |
| R06.01 | Orthopnea | Diagnosis | ICD-10-CM |
| R06.02 | Shortness of breath | Diagnosis | ICD-10-CM |
| R06.03 | Acute respiratory distress | Diagnosis | ICD-10-CM |
| R06.09 | Other forms of dyspnea | Diagnosis | ICD-10-CM |
| R06.2 | Wheezing | Diagnosis | ICD-10-CM |
| R09.02 | Hypoxemia | Diagnosis | ICD-10-CM |
| D-Dimer | | | |
| 48065-7 | Fibrin D-dimer FEU [Mass/volume] in Platelet poor plasma | Lab | LOINC |
| 48067-3 | Fibrin D-dimer FEU [Mass/volume] in Platelet poor plasma by Immunoassay | Lab | LOINC |
| 71427-9 | Fibrin D-dimer FEU [Mass/volume] in Blood by Immunoassay | Lab | LOINC |
| Fatigue | | | |
| R53 | Malaise and fatigue | Diagnosis | ICD-10-CM |
| R53.0 | Neoplastic (malignant) related fatigue | Diagnosis | ICD-10-CM |
| R53.1 | Weakness | Diagnosis | ICD-10-CM |
| R53.8 | Other malaise and fatigue | Diagnosis | ICD-10-CM |
| R53.81 | Other malaise | Diagnosis | ICD-10-CM |
| R53.83 | Other fatigue | Diagnosis | ICD-10-CM |
| Ferritin | | | |
| 20567-4 | Ferritin [Mass/volume] in Serum or Plasma by Immunoassay | Lab | LOINC |
| 2276-4 | Ferritin [Mass/volume] in Serum or Plasma | Lab | LOINC |
| 24373-3 | Ferritin [Mass/volume] in Blood | Lab | LOINC |
| 35209-6 | Ferritin [Mass or Moles/volume] in Serum or Plasma | Lab | LOINC |
| Fever | | | |
| R50 | Fever of other and unknown origin | Diagnosis | ICD-10-CM |
| R50.2 | Drug induced fever | Diagnosis | ICD-10-CM |
| R50.8 | Other specified fever | Diagnosis | ICD-10-CM |
| R50.81 | Fever presenting with conditions classified elsewhere | Diagnosis | ICD-10-CM |
| R50.84 | Febrile nonhemolytic transfusion reaction | Diagnosis | ICD-10-CM |
| R50.9 | Fever, unspecified | Diagnosis | ICD-10-CM |
| R56.00 | Simple febrile convulsions | Diagnosis | ICD-10-CM |
| GFR All | | | |
| 50210-4 | Glomerular filtration rate/1.73 sq M.predicted | Lab | LOINC |
| 50383-9 | Deprecated Glomerular filtration rate/1.73 sq M.predicted in 24 hour by Creatinine-based formula (Schwartz) | Lab | LOINC |
| 50384-7 | Glomerular filtration rate/1.73 sq M.predicted | Lab | LOINC |
| 62238-1 | Glomerular filtration rate/1.73 sq M.predicted | Lab | LOINC |

Appendix C.1. List of RxNorm Concept Unique Identifier (RXCUI), Logical Observation Identifiers Names and Codes (LOINC), International Classification of Diseases, Tenth Revision, Clinical Modification (ICD-10-CM), International Classification of Diseases, Tenth Revision, Procedure Coding System (ICD-10-PCS), Healthcare Common Procedure Coding System (HCPCS), and Current Procedural Terminology (CPT) Codes Used to Define Baseline Characteristics for this Request

| Code | Description | Code Category | Code Type |
|----------------------------|--|---------------|-----------|
| 69405-9 | Glomerular filtration rate/1.73 sq M.predicted | Lab | LOINC |
| 76633-7 | Glomerular filtration rate/1.73 sq M.predicted | Lab | LOINC |
| 77147-7 | Glomerular filtration rate/1.73 sq M.predicted | Lab | LOINC |
| 78006-4 | Isotopic Glomerular filtration rate/1.73 sq M [Volume Rate/Area] in Urine and Serum or Plasma | Lab | LOINC |
| 81604-1 | NM Kidney Views for glomerular filtration rate | Lab | LOINC |
| 94677-2 | Glomerular filtration rate/1.73 sq M.predicted [Volume Rate/Area] in Serum, Plasma or Blood by Creatinine and Cystatin C-based formula (CKD-EPI) | Lab | LOINC |
| 96083-1 | HEDIS MY 2020 Value Set - Estimated Glomerular Filtration Rate Lab Test | Lab | LOINC |
| 97952-6 | Glomerular filtration rate/Body surface area [Volume Rate/Area] in Serum or Plasma by Creatinine-based formula (CKD-EPI) | Lab | LOINC |
| GFR Black | | | |
| 48643-1 | GFR/1.73 sq M.predicted.black | Lab | LOINC |
| 88293-6 | GFR/1.73 sq M.predicted.black | Lab | LOINC |
| 96591-3 | GFR/1.73 sq M.predicted among blacks [Volume Rate/Area] in DBS | Lab | LOINC |
| GFR Female | | | |
| 50044-7 | GFR/1.73 sq M.predicted.female | Lab | LOINC |
| GFR Male | | | |
| 70969-1 | GFR/1.73 sq M.predicted.male | Lab | LOINC |
| GFR Unspecified | | | |
| 33914-3 | GFR/1.73 sq M.predicted | Lab | LOINC |
| GFR Non-black | | | |
| 48642-3 | GFR/1.73 sq M.predicted.non black | Lab | LOINC |
| 96592-1 | GFR/1.73 sq M.predicted among non-blacks [Volume Rate/Area] in | Lab | LOINC |
| 88294-4 | GFR/1.73 sq M.predicted.non black | Lab | LOINC |
| Glucocorticoids Any | | | |
| J0702 | Injection, betamethasone acetate 3 mg and betamethasone sodium phosphate 3 mg | Procedure | HCPCS/CPT |
| J1020 | Injection, methylprednisolone acetate, 20 mg | Procedure | HCPCS/CPT |
| J1030 | Injection, methylprednisolone acetate, 40 mg | Procedure | HCPCS/CPT |
| J1040 | Injection, methylprednisolone acetate, 80 mg | Procedure | HCPCS/CPT |
| J1094 | Injection, dexamethasone acetate, 1 mg | Procedure | HCPCS/CPT |
| J1100 | Injection, dexamethasone sodium phosphate, 1 mg | Procedure | HCPCS/CPT |
| J1700 | Injection, hydrocortisone acetate, up to 25 mg | Procedure | HCPCS/CPT |
| J1710 | Injection, hydrocortisone sodium phosphate, up to 50 mg | Procedure | HCPCS/CPT |
| J1720 | Injection, hydrocortisone sodium succinate, up to 100 mg | Procedure | HCPCS/CPT |
| J2650 | Injection, prednisolone acetate, up to 1 ml | Procedure | HCPCS/CPT |
| J2920 | Injection, methylprednisolone sodium succinate, up to 40 mg | Procedure | HCPCS/CPT |

Appendix C.1. List of RxNorm Concept Unique Identifier (RXCUI), Logical Observation Identifiers Names and Codes (LOINC), International Classification of Diseases, Tenth Revision, Clinical Modification (ICD-10-CM), International Classification of Diseases, Tenth Revision, Procedure Coding System (ICD-10-PCS), Healthcare Common Procedure Coding System (HCPCS), and Current Procedural Terminology (CPT) Codes Used to Define Baseline Characteristics for this Request

| Code | Description | Code Category | Code Type |
|--------------------------------|--|---------------|-----------|
| J2930 | Injection, methylprednisolone sodium succinate, up to 125 mg | Procedure | HCPCS/CPT |
| J3300 | Injection, triamcinolone acetonide, preservative free, 1 mg | Procedure | HCPCS/CPT |
| J3301 | Injection, triamcinolone acetonide, not otherwise specified, 10 mg | Procedure | HCPCS/CPT |
| J3302 | Injection, triamcinolone diacetate, per 5 mg | Procedure | HCPCS/CPT |
| J3303 | Injection, triamcinolone hexacetonide, per 5 mg | Procedure | HCPCS/CPT |
| J3304 | Injection, triamcinolone acetonide, preservative-free, extended-release, microsphere formulation, 1 mg | Procedure | HCPCS/CPT |
| J7401 | Mometasone furoate sinus implant, 10 micrograms | Procedure | HCPCS/CPT |
| J7509 | Methylprednisolone, oral, per 4 mg | Procedure | HCPCS/CPT |
| J7510 | Prednisolone, oral, per 5 mg | Procedure | HCPCS/CPT |
| J7512 | Prednisone, immediate release or delayed release, oral, 1 mg | Procedure | HCPCS/CPT |
| J7622 | Beclomethasone, inhalation solution, compounded product, administered through dme, unit dose form, per milligram | Procedure | HCPCS/CPT |
| J7624 | BETAMETHASONE, INHALATION SOLUTION ADMINISTERED THROUGH DME, UNIT DOSE FORM, PER MILLIGRAM | Procedure | HCPCS/CPT |
| J7626 | Budesonide, inhalation solution, fda-approved final product, non-compounded, administered through dme, unit dose form, up to 0.5 | Procedure | HCPCS/CPT |
| J7627 | Budesonide, inhalation solution, compounded product, administered through dme, unit dose form, up to 0.5 mg | Procedure | HCPCS/CPT |
| J7633 | Budesonide, inhalation solution, fda-approved final product, non-compounded, administered through dme, concentrated form, per 0.25 milligram | Procedure | HCPCS/CPT |
| J7634 | Budesonide, inhalation solution, compounded product, administered through dme, concentrated form, per 0.25 milligram | Procedure | HCPCS/CPT |
| J7637 | Dexamethasone, inhalation solution, compounded product, administered through dme, concentrated form, per milligram | Procedure | HCPCS/CPT |
| J7638 | Dexamethasone, inhalation solution, compounded product, administered through dme, unit dose form, per milligram | Procedure | HCPCS/CPT |
| J7641 | Flunisolide, inhalation solution, compounded product, administered through dme, unit dose, per milligram | Procedure | HCPCS/CPT |
| J7683 | Triamcinolone, inhalation solution, compounded product, administered through dme, concentrated form, per milligram | Procedure | HCPCS/CPT |
| J7684 | Triamcinolone, inhalation solution, compounded product, administered through dme, unit dose form, per milligram | Procedure | HCPCS/CPT |
| J8540 | Dexamethasone, oral, 0.25 mg | Procedure | HCPCS/CPT |
| Glucocorticoids Inhaled | | | |
| 252559 | Inhaled glucocorticoids | Prescribing | RxCUI |
| 349094 | Inhaled glucocorticoids | Prescribing | RxCUI |
| 351109 | Inhaled glucocorticoids | Prescribing | RxCUI |
| 616817 | Inhaled glucocorticoids | Prescribing | RxCUI |

Appendix C.1. List of RxNorm Concept Unique Identifier (RXCUI), Logical Observation Identifiers Names and Codes (LOINC), International Classification of Diseases, Tenth Revision, Clinical Modification (ICD-10-CM), International Classification of Diseases, Tenth Revision, Procedure Coding System (ICD-10-PCS), Healthcare Common Procedure Coding System (HCPCS), and Current Procedural Terminology (CPT) Codes Used to Define Baseline Characteristics for this Request

| Code | Description | Code Category | Code Type |
|-------------|--------------------------|----------------------|------------------|
| 616819 | Inhaled gluccocorticoids | Prescribing | RxCUI |
| 616830 | Inhaled gluccocorticoids | Prescribing | RxCUI |
| 745802 | Inhaled gluccocorticoids | Prescribing | RxCUI |
| 745804 | Inhaled gluccocorticoids | Prescribing | RxCUI |
| 745811 | Inhaled gluccocorticoids | Prescribing | RxCUI |
| 745813 | Inhaled gluccocorticoids | Prescribing | RxCUI |
| 746804 | Inhaled gluccocorticoids | Prescribing | RxCUI |
| 746811 | Inhaled gluccocorticoids | Prescribing | RxCUI |
| 746813 | Inhaled gluccocorticoids | Prescribing | RxCUI |
| 746815 | Inhaled gluccocorticoids | Prescribing | RxCUI |
| 790284 | Inhaled gluccocorticoids | Prescribing | RxCUI |
| 799037 | Inhaled gluccocorticoids | Prescribing | RxCUI |
| 799040 | Inhaled gluccocorticoids | Prescribing | RxCUI |
| 895996 | Inhaled gluccocorticoids | Prescribing | RxCUI |
| 896001 | Inhaled gluccocorticoids | Prescribing | RxCUI |
| 896006 | Inhaled gluccocorticoids | Prescribing | RxCUI |
| 896019 | Inhaled gluccocorticoids | Prescribing | RxCUI |
| 896023 | Inhaled gluccocorticoids | Prescribing | RxCUI |
| 896027 | Inhaled gluccocorticoids | Prescribing | RxCUI |
| 896165 | Inhaled gluccocorticoids | Prescribing | RxCUI |
| 896185 | Inhaled gluccocorticoids | Prescribing | RxCUI |
| 896190 | Inhaled gluccocorticoids | Prescribing | RxCUI |
| 896209 | Inhaled gluccocorticoids | Prescribing | RxCUI |
| 896212 | Inhaled gluccocorticoids | Prescribing | RxCUI |
| 896222 | Inhaled gluccocorticoids | Prescribing | RxCUI |
| 896228 | Inhaled gluccocorticoids | Prescribing | RxCUI |
| 896229 | Inhaled gluccocorticoids | Prescribing | RxCUI |
| 896235 | Inhaled gluccocorticoids | Prescribing | RxCUI |
| 896237 | Inhaled gluccocorticoids | Prescribing | RxCUI |
| 896243 | Inhaled gluccocorticoids | Prescribing | RxCUI |
| 896245 | Inhaled gluccocorticoids | Prescribing | RxCUI |
| 896271 | Inhaled gluccocorticoids | Prescribing | RxCUI |
| 896273 | Inhaled gluccocorticoids | Prescribing | RxCUI |
| 966524 | Inhaled gluccocorticoids | Prescribing | RxCUI |
| 966529 | Inhaled gluccocorticoids | Prescribing | RxCUI |
| 998045 | Inhaled gluccocorticoids | Prescribing | RxCUI |
| 998050 | Inhaled gluccocorticoids | Prescribing | RxCUI |
| 1148646 | Inhaled gluccocorticoids | Prescribing | RxCUI |
| 1246290 | Inhaled gluccocorticoids | Prescribing | RxCUI |
| 1246306 | Inhaled gluccocorticoids | Prescribing | RxCUI |

Appendix C.1. List of RxNorm Concept Unique Identifier (RXCUI), Logical Observation Identifiers Names and Codes (LOINC), International Classification of Diseases, Tenth Revision, Clinical Modification (ICD-10-CM), International Classification of Diseases, Tenth Revision, Procedure Coding System (ICD-10-PCS), Healthcare Common Procedure Coding System (HCPCS), and Current Procedural Terminology (CPT) Codes Used to Define Baseline Characteristics for this Request

| Code | Description | Code Category | Code Type |
|-----------------------------------|----------------------------|----------------------|------------------|
| 1246310 | Inhaled gluccocorticoids | Prescribing | RxCUI |
| 1246313 | Inhaled gluccocorticoids | Prescribing | RxCUI |
| 1246315 | Inhaled gluccocorticoids | Prescribing | RxCUI |
| 1246317 | Inhaled gluccocorticoids | Prescribing | RxCUI |
| 1424894 | Inhaled gluccocorticoids | Prescribing | RxCUI |
| 1424900 | Inhaled gluccocorticoids | Prescribing | RxCUI |
| 1490774 | Inhaled gluccocorticoids | Prescribing | RxCUI |
| 1539891 | Inhaled gluccocorticoids | Prescribing | RxCUI |
| 1539893 | Inhaled gluccocorticoids | Prescribing | RxCUI |
| 1648785 | Inhaled gluccocorticoids | Prescribing | RxCUI |
| 1648789 | Inhaled gluccocorticoids | Prescribing | RxCUI |
| 1660934 | Inhaled gluccocorticoids | Prescribing | RxCUI |
| 1660938 | Inhaled gluccocorticoids | Prescribing | RxCUI |
| 1918194 | Inhaled gluccocorticoids | Prescribing | RxCUI |
| 1918199 | Inhaled gluccocorticoids | Prescribing | RxCUI |
| 1918203 | Inhaled gluccocorticoids | Prescribing | RxCUI |
| 1918205 | Inhaled gluccocorticoids | Prescribing | RxCUI |
| 1918209 | Inhaled gluccocorticoids | Prescribing | RxCUI |
| 1918211 | Inhaled gluccocorticoids | Prescribing | RxCUI |
| 1945044 | Inhaled gluccocorticoids | Prescribing | RxCUI |
| 1945048 | Inhaled gluccocorticoids | Prescribing | RxCUI |
| 1998772 | Inhaled gluccocorticoids | Prescribing | RxCUI |
| 1998774 | Inhaled gluccocorticoids | Prescribing | RxCUI |
| 2045382 | Inhaled gluccocorticoids | Prescribing | RxCUI |
| Glucocorticoids Ophthalmic | | | |
| 204874 | Ophthalmic glucocorticoids | Prescribing | RxCUI |
| 205826 | Ophthalmic glucocorticoids | Prescribing | RxCUI |
| 209002 | Ophthalmic glucocorticoids | Prescribing | RxCUI |
| 209005 | Ophthalmic glucocorticoids | Prescribing | RxCUI |
| 260285 | Ophthalmic glucocorticoids | Prescribing | RxCUI |
| 308487 | Ophthalmic glucocorticoids | Prescribing | RxCUI |
| 314165 | Ophthalmic glucocorticoids | Prescribing | RxCUI |
| 343019 | Ophthalmic glucocorticoids | Prescribing | RxCUI |
| 731220 | Ophthalmic glucocorticoids | Prescribing | RxCUI |
| 1011987 | Ophthalmic glucocorticoids | Prescribing | RxCUI |
| 1012017 | Ophthalmic glucocorticoids | Prescribing | RxCUI |
| 1012021 | Ophthalmic glucocorticoids | Prescribing | RxCUI |
| 1116150 | Ophthalmic glucocorticoids | Prescribing | RxCUI |
| 1116154 | Ophthalmic glucocorticoids | Prescribing | RxCUI |
| 1376336 | Ophthalmic glucocorticoids | Prescribing | RxCUI |

Appendix C.1. List of RxNorm Concept Unique Identifier (RXCUI), Logical Observation Identifiers Names and Codes (LOINC), International Classification of Diseases, Tenth Revision, Clinical Modification (ICD-10-CM), International Classification of Diseases, Tenth Revision, Procedure Coding System (ICD-10-PCS), Healthcare Common Procedure Coding System (HCPCS), and Current Procedural Terminology (CPT) Codes Used to Define Baseline Characteristics for this Request

| Code | Description | Code Category | Code Type |
|---------------------------------|----------------------------|----------------------|------------------|
| 1548714 | Ophthalmic glucocorticoids | Prescribing | RxCUI |
| 1548724 | Ophthalmic glucocorticoids | Prescribing | RxCUI |
| Glucocorticoids Systemic | | | |
| 102860 | Systemic glucocorticoids | Prescribing | RxCUI |
| 105392 | Systemic glucocorticoids | Prescribing | RxCUI |
| 105398 | Systemic glucocorticoids | Prescribing | RxCUI |
| 105403 | Systemic glucocorticoids | Prescribing | RxCUI |
| 197577 | Systemic glucocorticoids | Prescribing | RxCUI |
| 197579 | Systemic glucocorticoids | Prescribing | RxCUI |
| 197580 | Systemic glucocorticoids | Prescribing | RxCUI |
| 197581 | Systemic glucocorticoids | Prescribing | RxCUI |
| 197582 | Systemic glucocorticoids | Prescribing | RxCUI |
| 197583 | Systemic glucocorticoids | Prescribing | RxCUI |
| 197971 | Systemic glucocorticoids | Prescribing | RxCUI |
| 197973 | Systemic glucocorticoids | Prescribing | RxCUI |
| 198144 | Systemic glucocorticoids | Prescribing | RxCUI |
| 198145 | Systemic glucocorticoids | Prescribing | RxCUI |
| 198146 | Systemic glucocorticoids | Prescribing | RxCUI |
| 198148 | Systemic glucocorticoids | Prescribing | RxCUI |
| 205301 | Systemic glucocorticoids | Prescribing | RxCUI |
| 205712 | Systemic glucocorticoids | Prescribing | RxCUI |
| 205717 | Systemic glucocorticoids | Prescribing | RxCUI |
| 207136 | Systemic glucocorticoids | Prescribing | RxCUI |
| 207137 | Systemic glucocorticoids | Prescribing | RxCUI |
| 207138 | Systemic glucocorticoids | Prescribing | RxCUI |
| 207141 | Systemic glucocorticoids | Prescribing | RxCUI |
| 207143 | Systemic glucocorticoids | Prescribing | RxCUI |
| 207168 | Systemic glucocorticoids | Prescribing | RxCUI |
| 207179 | Systemic glucocorticoids | Prescribing | RxCUI |
| 207189 | Systemic glucocorticoids | Prescribing | RxCUI |
| 207191 | Systemic glucocorticoids | Prescribing | RxCUI |
| 207193 | Systemic glucocorticoids | Prescribing | RxCUI |
| 208668 | Systemic glucocorticoids | Prescribing | RxCUI |
| 208669 | Systemic glucocorticoids | Prescribing | RxCUI |
| 208930 | Systemic glucocorticoids | Prescribing | RxCUI |
| 208947 | Systemic glucocorticoids | Prescribing | RxCUI |
| 213010 | Systemic glucocorticoids | Prescribing | RxCUI |
| 238760 | Systemic glucocorticoids | Prescribing | RxCUI |
| 249066 | Systemic glucocorticoids | Prescribing | RxCUI |
| 259966 | Systemic glucocorticoids | Prescribing | RxCUI |

Appendix C.1. List of RxNorm Concept Unique Identifier (RXCUI), Logical Observation Identifiers Names and Codes (LOINC), International Classification of Diseases, Tenth Revision, Clinical Modification (ICD-10-CM), International Classification of Diseases, Tenth Revision, Procedure Coding System (ICD-10-PCS), Healthcare Common Procedure Coding System (HCPCS), and Current Procedural Terminology (CPT) Codes Used to Define Baseline Characteristics for this Request

| Code | Description | Code Category | Code Type |
|-------------|--------------------------|----------------------|------------------|
| 260330 | Systemic glucocorticoids | Prescribing | RxCUI |
| 260409 | Systemic glucocorticoids | Prescribing | RxCUI |
| 283077 | Systemic glucocorticoids | Prescribing | RxCUI |
| 309686 | Systemic glucocorticoids | Prescribing | RxCUI |
| 309696 | Systemic glucocorticoids | Prescribing | RxCUI |
| 309698 | Systemic glucocorticoids | Prescribing | RxCUI |
| 311659 | Systemic glucocorticoids | Prescribing | RxCUI |
| 312614 | Systemic glucocorticoids | Prescribing | RxCUI |
| 312615 | Systemic glucocorticoids | Prescribing | RxCUI |
| 312617 | Systemic glucocorticoids | Prescribing | RxCUI |
| 314099 | Systemic glucocorticoids | Prescribing | RxCUI |
| 315187 | Systemic glucocorticoids | Prescribing | RxCUI |
| 328161 | Systemic glucocorticoids | Prescribing | RxCUI |
| 343033 | Systemic glucocorticoids | Prescribing | RxCUI |
| 343040 | Systemic glucocorticoids | Prescribing | RxCUI |
| 346535 | Systemic glucocorticoids | Prescribing | RxCUI |
| 578803 | Systemic glucocorticoids | Prescribing | RxCUI |
| 578806 | Systemic glucocorticoids | Prescribing | RxCUI |
| 643123 | Systemic glucocorticoids | Prescribing | RxCUI |
| 643125 | Systemic glucocorticoids | Prescribing | RxCUI |
| 643127 | Systemic glucocorticoids | Prescribing | RxCUI |
| 647127 | Systemic glucocorticoids | Prescribing | RxCUI |
| 668658 | Systemic glucocorticoids | Prescribing | RxCUI |
| 668660 | Systemic glucocorticoids | Prescribing | RxCUI |
| 702306 | Systemic glucocorticoids | Prescribing | RxCUI |
| 759481 | Systemic glucocorticoids | Prescribing | RxCUI |
| 759697 | Systemic glucocorticoids | Prescribing | RxCUI |
| 762675 | Systemic glucocorticoids | Prescribing | RxCUI |
| 763179 | Systemic glucocorticoids | Prescribing | RxCUI |
| 763181 | Systemic glucocorticoids | Prescribing | RxCUI |
| 763183 | Systemic glucocorticoids | Prescribing | RxCUI |
| 763185 | Systemic glucocorticoids | Prescribing | RxCUI |
| 794979 | Systemic glucocorticoids | Prescribing | RxCUI |
| 795858 | Systemic glucocorticoids | Prescribing | RxCUI |
| 797022 | Systemic glucocorticoids | Prescribing | RxCUI |
| 797023 | Systemic glucocorticoids | Prescribing | RxCUI |
| 808118 | Systemic glucocorticoids | Prescribing | RxCUI |
| 824889 | Systemic glucocorticoids | Prescribing | RxCUI |
| 828248 | Systemic glucocorticoids | Prescribing | RxCUI |
| 834023 | Systemic glucocorticoids | Prescribing | RxCUI |

Appendix C.1. List of RxNorm Concept Unique Identifier (RXCUI), Logical Observation Identifiers Names and Codes (LOINC), International Classification of Diseases, Tenth Revision, Clinical Modification (ICD-10-CM), International Classification of Diseases, Tenth Revision, Procedure Coding System (ICD-10-PCS), Healthcare Common Procedure Coding System (HCPCS), and Current Procedural Terminology (CPT) Codes Used to Define Baseline Characteristics for this Request

| Code | Description | Code Category | Code Type |
|-------------|--------------------------|----------------------|------------------|
| 846192 | Systemic glucocorticoids | Prescribing | RxCUI |
| 847225 | Systemic glucocorticoids | Prescribing | RxCUI |
| 896031 | Systemic glucocorticoids | Prescribing | RxCUI |
| 896184 | Systemic glucocorticoids | Prescribing | RxCUI |
| 992141 | Systemic glucocorticoids | Prescribing | RxCUI |
| 1005831 | Systemic glucocorticoids | Prescribing | RxCUI |
| 1085752 | Systemic glucocorticoids | Prescribing | RxCUI |
| 1085754 | Systemic glucocorticoids | Prescribing | RxCUI |
| 1085756 | Systemic glucocorticoids | Prescribing | RxCUI |
| 1085994 | Systemic glucocorticoids | Prescribing | RxCUI |
| 1085998 | Systemic glucocorticoids | Prescribing | RxCUI |
| 1116927 | Systemic glucocorticoids | Prescribing | RxCUI |
| 1235042 | Systemic glucocorticoids | Prescribing | RxCUI |
| 1303131 | Systemic glucocorticoids | Prescribing | RxCUI |
| 1303134 | Systemic glucocorticoids | Prescribing | RxCUI |
| 1303137 | Systemic glucocorticoids | Prescribing | RxCUI |
| 1357888 | Systemic glucocorticoids | Prescribing | RxCUI |
| 1358512 | Systemic glucocorticoids | Prescribing | RxCUI |
| 1358610 | Systemic glucocorticoids | Prescribing | RxCUI |
| 1358612 | Systemic glucocorticoids | Prescribing | RxCUI |
| 1358617 | Systemic glucocorticoids | Prescribing | RxCUI |
| 1358619 | Systemic glucocorticoids | Prescribing | RxCUI |
| 1536144 | Systemic glucocorticoids | Prescribing | RxCUI |
| 1536148 | Systemic glucocorticoids | Prescribing | RxCUI |
| 1545696 | Systemic glucocorticoids | Prescribing | RxCUI |
| 1547660 | Systemic glucocorticoids | Prescribing | RxCUI |
| 1547664 | Systemic glucocorticoids | Prescribing | RxCUI |
| 1547668 | Systemic glucocorticoids | Prescribing | RxCUI |
| 1547672 | Systemic glucocorticoids | Prescribing | RxCUI |
| 1738589 | Systemic glucocorticoids | Prescribing | RxCUI |
| 1738592 | Systemic glucocorticoids | Prescribing | RxCUI |
| 1738596 | Systemic glucocorticoids | Prescribing | RxCUI |
| 1743704 | Systemic glucocorticoids | Prescribing | RxCUI |
| 1743707 | Systemic glucocorticoids | Prescribing | RxCUI |
| 1743720 | Systemic glucocorticoids | Prescribing | RxCUI |
| 1743722 | Systemic glucocorticoids | Prescribing | RxCUI |
| 1743726 | Systemic glucocorticoids | Prescribing | RxCUI |
| 1743729 | Systemic glucocorticoids | Prescribing | RxCUI |
| 1743779 | Systemic glucocorticoids | Prescribing | RxCUI |
| 1743781 | Systemic glucocorticoids | Prescribing | RxCUI |

Appendix C.1. List of RxNorm Concept Unique Identifier (RXCUI), Logical Observation Identifiers Names and Codes (LOINC), International Classification of Diseases, Tenth Revision, Clinical Modification (ICD-10-CM), International Classification of Diseases, Tenth Revision, Procedure Coding System (ICD-10-PCS), Healthcare Common Procedure Coding System (HCPCS), and Current Procedural Terminology (CPT) Codes Used to Define Baseline Characteristics for this Request

| Code | Description | Code Category | Code Type |
|--------------------------------|--------------------------|----------------------|------------------|
| 1743855 | Systemic glucocorticoids | Prescribing | RxCUI |
| 1743856 | Systemic glucocorticoids | Prescribing | RxCUI |
| 1792144 | Systemic glucocorticoids | Prescribing | RxCUI |
| 1812079 | Systemic glucocorticoids | Prescribing | RxCUI |
| 1812095 | Systemic glucocorticoids | Prescribing | RxCUI |
| 1812194 | Systemic glucocorticoids | Prescribing | RxCUI |
| 1947133 | Systemic glucocorticoids | Prescribing | RxCUI |
| 1998481 | Systemic glucocorticoids | Prescribing | RxCUI |
| 1998482 | Systemic glucocorticoids | Prescribing | RxCUI |
| 2099700 | Systemic glucocorticoids | Prescribing | RxCUI |
| 2110510 | Systemic glucocorticoids | Prescribing | RxCUI |
| 2110513 | Systemic glucocorticoids | Prescribing | RxCUI |
| 2110516 | Systemic glucocorticoids | Prescribing | RxCUI |
| 2118829 | Systemic glucocorticoids | Prescribing | RxCUI |
| 2118835 | Systemic glucocorticoids | Prescribing | RxCUI |
| 2121735 | Systemic glucocorticoids | Prescribing | RxCUI |
| 2168083 | Systemic glucocorticoids | Prescribing | RxCUI |
| 2168097 | Systemic glucocorticoids | Prescribing | RxCUI |
| 2196592 | Systemic glucocorticoids | Prescribing | RxCUI |
| 2196792 | Systemic glucocorticoids | Prescribing | RxCUI |
| Glucocorticoids Topical | | | |
| 92582 | Topical glucocorticoids | Prescribing | RxCUI |
| 103401 | Topical glucocorticoids | Prescribing | RxCUI |
| 103403 | Topical glucocorticoids | Prescribing | RxCUI |
| 106248 | Topical glucocorticoids | Prescribing | RxCUI |
| 106250 | Topical glucocorticoids | Prescribing | RxCUI |
| 106255 | Topical glucocorticoids | Prescribing | RxCUI |
| 106256 | Topical glucocorticoids | Prescribing | RxCUI |
| 106258 | Topical glucocorticoids | Prescribing | RxCUI |
| 151029 | Topical glucocorticoids | Prescribing | RxCUI |
| 151030 | Topical glucocorticoids | Prescribing | RxCUI |
| 197405 | Topical glucocorticoids | Prescribing | RxCUI |
| 197407 | Topical glucocorticoids | Prescribing | RxCUI |
| 197408 | Topical glucocorticoids | Prescribing | RxCUI |
| 197409 | Topical glucocorticoids | Prescribing | RxCUI |
| 197779 | Topical glucocorticoids | Prescribing | RxCUI |
| 197780 | Topical glucocorticoids | Prescribing | RxCUI |
| 197785 | Topical glucocorticoids | Prescribing | RxCUI |
| 198305 | Topical glucocorticoids | Prescribing | RxCUI |
| 198306 | Topical glucocorticoids | Prescribing | RxCUI |

Appendix C.1. List of RxNorm Concept Unique Identifier (RXCUI), Logical Observation Identifiers Names and Codes (LOINC), International Classification of Diseases, Tenth Revision, Clinical Modification (ICD-10-CM), International Classification of Diseases, Tenth Revision, Procedure Coding System (ICD-10-PCS), Healthcare Common Procedure Coding System (HCPCS), and Current Procedural Terminology (CPT) Codes Used to Define Baseline Characteristics for this Request

| Code | Description | Code Category | Code Type |
|-------------|-------------------------|----------------------|------------------|
| 198307 | Topical glucocorticoids | Prescribing | RxCUI |
| 198308 | Topical glucocorticoids | Prescribing | RxCUI |
| 198309 | Topical glucocorticoids | Prescribing | RxCUI |
| 198706 | Topical glucocorticoids | Prescribing | RxCUI |
| 198707 | Topical glucocorticoids | Prescribing | RxCUI |
| 203105 | Topical glucocorticoids | Prescribing | RxCUI |
| 206026 | Topical glucocorticoids | Prescribing | RxCUI |
| 206314 | Topical glucocorticoids | Prescribing | RxCUI |
| 206336 | Topical glucocorticoids | Prescribing | RxCUI |
| 206341 | Topical glucocorticoids | Prescribing | RxCUI |
| 206347 | Topical glucocorticoids | Prescribing | RxCUI |
| 206349 | Topical glucocorticoids | Prescribing | RxCUI |
| 206352 | Topical glucocorticoids | Prescribing | RxCUI |
| 206400 | Topical glucocorticoids | Prescribing | RxCUI |
| 208622 | Topical glucocorticoids | Prescribing | RxCUI |
| 208653 | Topical glucocorticoids | Prescribing | RxCUI |
| 211765 | Topical glucocorticoids | Prescribing | RxCUI |
| 213641 | Topical glucocorticoids | Prescribing | RxCUI |
| 238920 | Topical glucocorticoids | Prescribing | RxCUI |
| 240209 | Topical glucocorticoids | Prescribing | RxCUI |
| 244492 | Topical glucocorticoids | Prescribing | RxCUI |
| 260309 | Topical glucocorticoids | Prescribing | RxCUI |
| 260311 | Topical glucocorticoids | Prescribing | RxCUI |
| 260318 | Topical glucocorticoids | Prescribing | RxCUI |
| 260321 | Topical glucocorticoids | Prescribing | RxCUI |
| 283896 | Topical glucocorticoids | Prescribing | RxCUI |
| 308714 | Topical glucocorticoids | Prescribing | RxCUI |
| 308715 | Topical glucocorticoids | Prescribing | RxCUI |
| 310861 | Topical glucocorticoids | Prescribing | RxCUI |
| 310870 | Topical glucocorticoids | Prescribing | RxCUI |
| 310891 | Topical glucocorticoids | Prescribing | RxCUI |
| 310893 | Topical glucocorticoids | Prescribing | RxCUI |
| 310898 | Topical glucocorticoids | Prescribing | RxCUI |
| 311753 | Topical glucocorticoids | Prescribing | RxCUI |
| 346495 | Topical glucocorticoids | Prescribing | RxCUI |
| 351396 | Topical glucocorticoids | Prescribing | RxCUI |
| 351706 | Topical glucocorticoids | Prescribing | RxCUI |
| 352003 | Topical glucocorticoids | Prescribing | RxCUI |
| 388525 | Topical glucocorticoids | Prescribing | RxCUI |
| 543492 | Topical glucocorticoids | Prescribing | RxCUI |

Appendix C.1. List of RxNorm Concept Unique Identifier (RXCUI), Logical Observation Identifiers Names and Codes (LOINC), International Classification of Diseases, Tenth Revision, Clinical Modification (ICD-10-CM), International Classification of Diseases, Tenth Revision, Procedure Coding System (ICD-10-PCS), Healthcare Common Procedure Coding System (HCPCS), and Current Procedural Terminology (CPT) Codes Used to Define Baseline Characteristics for this Request

| Code | Description | Code Category | Code Type |
|-------------|-------------------------|----------------------|------------------|
| 543512 | Topical glucocorticoids | Prescribing | RxCUI |
| 584193 | Topical glucocorticoids | Prescribing | RxCUI |
| 688704 | Topical glucocorticoids | Prescribing | RxCUI |
| 702428 | Topical glucocorticoids | Prescribing | RxCUI |
| 706961 | Topical glucocorticoids | Prescribing | RxCUI |
| 827346 | Topical glucocorticoids | Prescribing | RxCUI |
| 830761 | Topical glucocorticoids | Prescribing | RxCUI |
| 833463 | Topical glucocorticoids | Prescribing | RxCUI |
| 833472 | Topical glucocorticoids | Prescribing | RxCUI |
| 833507 | Topical glucocorticoids | Prescribing | RxCUI |
| 846161 | Topical glucocorticoids | Prescribing | RxCUI |
| 848176 | Topical glucocorticoids | Prescribing | RxCUI |
| 848178 | Topical glucocorticoids | Prescribing | RxCUI |
| 848180 | Topical glucocorticoids | Prescribing | RxCUI |
| 848200 | Topical glucocorticoids | Prescribing | RxCUI |
| 848208 | Topical glucocorticoids | Prescribing | RxCUI |
| 884077 | Topical glucocorticoids | Prescribing | RxCUI |
| 895487 | Topical glucocorticoids | Prescribing | RxCUI |
| 895987 | Topical glucocorticoids | Prescribing | RxCUI |
| 895989 | Topical glucocorticoids | Prescribing | RxCUI |
| 895990 | Topical glucocorticoids | Prescribing | RxCUI |
| 895991 | Topical glucocorticoids | Prescribing | RxCUI |
| 904783 | Topical glucocorticoids | Prescribing | RxCUI |
| 998426 | Topical glucocorticoids | Prescribing | RxCUI |
| 1012235 | Topical glucocorticoids | Prescribing | RxCUI |
| 1014314 | Topical glucocorticoids | Prescribing | RxCUI |
| 1039273 | Topical glucocorticoids | Prescribing | RxCUI |
| 1039279 | Topical glucocorticoids | Prescribing | RxCUI |
| 1043063 | Topical glucocorticoids | Prescribing | RxCUI |
| 1043074 | Topical glucocorticoids | Prescribing | RxCUI |
| 1043690 | Topical glucocorticoids | Prescribing | RxCUI |
| 1053697 | Topical glucocorticoids | Prescribing | RxCUI |
| 1053753 | Topical glucocorticoids | Prescribing | RxCUI |
| 1085633 | Topical glucocorticoids | Prescribing | RxCUI |
| 1085636 | Topical glucocorticoids | Prescribing | RxCUI |
| 1085640 | Topical glucocorticoids | Prescribing | RxCUI |
| 1085644 | Topical glucocorticoids | Prescribing | RxCUI |
| 1085686 | Topical glucocorticoids | Prescribing | RxCUI |
| 1085736 | Topical glucocorticoids | Prescribing | RxCUI |
| 1085738 | Topical glucocorticoids | Prescribing | RxCUI |

Appendix C.1. List of RxNorm Concept Unique Identifier (RXCUI), Logical Observation Identifiers Names and Codes (LOINC), International Classification of Diseases, Tenth Revision, Clinical Modification (ICD-10-CM), International Classification of Diseases, Tenth Revision, Procedure Coding System (ICD-10-PCS), Healthcare Common Procedure Coding System (HCPCS), and Current Procedural Terminology (CPT) Codes Used to Define Baseline Characteristics for this Request

| Code | Description | Code Category | Code Type |
|-------------|-------------------------|----------------------|------------------|
| 1085741 | Topical glucocorticoids | Prescribing | RxCUI |
| 1085745 | Topical glucocorticoids | Prescribing | RxCUI |
| 1085773 | Topical glucocorticoids | Prescribing | RxCUI |
| 1088149 | Topical glucocorticoids | Prescribing | RxCUI |
| 1110806 | Topical glucocorticoids | Prescribing | RxCUI |
| 1191376 | Topical glucocorticoids | Prescribing | RxCUI |
| 1191394 | Topical glucocorticoids | Prescribing | RxCUI |
| 1234322 | Topical glucocorticoids | Prescribing | RxCUI |
| 1234338 | Topical glucocorticoids | Prescribing | RxCUI |
| 1234396 | Topical glucocorticoids | Prescribing | RxCUI |
| 1234506 | Topical glucocorticoids | Prescribing | RxCUI |
| 1234509 | Topical glucocorticoids | Prescribing | RxCUI |
| 1234514 | Topical glucocorticoids | Prescribing | RxCUI |
| 1234519 | Topical glucocorticoids | Prescribing | RxCUI |
| 1244634 | Topical glucocorticoids | Prescribing | RxCUI |
| 1244636 | Topical glucocorticoids | Prescribing | RxCUI |
| 1291380 | Topical glucocorticoids | Prescribing | RxCUI |
| 1293729 | Topical glucocorticoids | Prescribing | RxCUI |
| 1293943 | Topical glucocorticoids | Prescribing | RxCUI |
| 1360956 | Topical glucocorticoids | Prescribing | RxCUI |
| 1370748 | Topical glucocorticoids | Prescribing | RxCUI |
| 1370750 | Topical glucocorticoids | Prescribing | RxCUI |
| 1370754 | Topical glucocorticoids | Prescribing | RxCUI |
| 1370758 | Topical glucocorticoids | Prescribing | RxCUI |
| 1370763 | Topical glucocorticoids | Prescribing | RxCUI |
| 1370765 | Topical glucocorticoids | Prescribing | RxCUI |
| 1370767 | Topical glucocorticoids | Prescribing | RxCUI |
| 1370768 | Topical glucocorticoids | Prescribing | RxCUI |
| 1370770 | Topical glucocorticoids | Prescribing | RxCUI |
| 1370772 | Topical glucocorticoids | Prescribing | RxCUI |
| 1436947 | Topical glucocorticoids | Prescribing | RxCUI |
| 1436949 | Topical glucocorticoids | Prescribing | RxCUI |
| 1440184 | Topical glucocorticoids | Prescribing | RxCUI |
| 1440936 | Topical glucocorticoids | Prescribing | RxCUI |
| 1442871 | Topical glucocorticoids | Prescribing | RxCUI |
| 1442876 | Topical glucocorticoids | Prescribing | RxCUI |
| 1494035 | Topical glucocorticoids | Prescribing | RxCUI |
| 1540356 | Topical glucocorticoids | Prescribing | RxCUI |
| 1542806 | Topical glucocorticoids | Prescribing | RxCUI |
| 1648999 | Topical glucocorticoids | Prescribing | RxCUI |

Appendix C.1. List of RxNorm Concept Unique Identifier (RXCUI), Logical Observation Identifiers Names and Codes (LOINC), International Classification of Diseases, Tenth Revision, Clinical Modification (ICD-10-CM), International Classification of Diseases, Tenth Revision, Procedure Coding System (ICD-10-PCS), Healthcare Common Procedure Coding System (HCPCS), and Current Procedural Terminology (CPT) Codes Used to Define Baseline Characteristics for this Request

| Code | Description | Code Category | Code Type |
|-------------------|-------------------------|----------------------|------------------|
| 1659445 | Topical glucocorticoids | Prescribing | RxCUI |
| 1716099 | Topical glucocorticoids | Prescribing | RxCUI |
| 1720617 | Topical glucocorticoids | Prescribing | RxCUI |
| 1738541 | Topical glucocorticoids | Prescribing | RxCUI |
| 1790684 | Topical glucocorticoids | Prescribing | RxCUI |
| 1809845 | Topical glucocorticoids | Prescribing | RxCUI |
| 1865144 | Topical glucocorticoids | Prescribing | RxCUI |
| 2121410 | Topical glucocorticoids | Prescribing | RxCUI |
| Headache | | | |
| R51 | Headache | Diagnosis | ICD-10-CM |
| Heart Rate | | | |
| 11328-2 | Heart rate | Clinical Observation | LOINC |
| 11948-7 | Heart rate | Lab | LOINC |
| 18708-8 | Heart rate | Lab | LOINC |
| 19946-3 | Heart rate | Lab | LOINC |
| 19947-1 | Heart rate | Lab | LOINC |
| 40442-6 | Heart rate | Lab | LOINC |
| 40443-4 | Heart rate | Lab | LOINC |
| 40587-8 | Heart rate | Lab | LOINC |
| 41920-0 | Heart rate | Lab | LOINC |
| 41921-8 | Heart rate | Lab | LOINC |
| 41922-6 | Heart rate | Lab | LOINC |
| 41923-4 | Heart rate | Lab | LOINC |
| 41924-2 | Heart rate | Lab | LOINC |
| 44609-6 | Heart rate | Lab | LOINC |
| 44610-4 | Heart rate | Lab | LOINC |
| 44611-2 | Heart rate | Lab | LOINC |
| 55283-6 | Heart rate | Lab | LOINC |
| 55422-0 | Heart rate | Lab | LOINC |
| 55425-3 | Heart rate | Lab | LOINC |
| 55426-1 | Heart rate | Lab | LOINC |
| 57068-9 | Heart rate | Lab | LOINC |
| 60978-4 | Heart rate | Lab | LOINC |
| 66440-9 | Heart rate | Lab | LOINC |
| 67129-7 | Heart rate | Lab | LOINC |
| 68999-2 | Heart rate | Lab | LOINC |
| 69000-8 | Heart rate | Lab | LOINC |
| 69001-6 | Heart rate | Lab | LOINC |
| 73795-7 | Heart rate | Lab | LOINC |
| 73799-9 | Heart rate | Lab | LOINC |

Appendix C.1. List of RxNorm Concept Unique Identifier (RXCUI), Logical Observation Identifiers Names and Codes (LOINC), International Classification of Diseases, Tenth Revision, Clinical Modification (ICD-10-CM), International Classification of Diseases, Tenth Revision, Procedure Coding System (ICD-10-PCS), Healthcare Common Procedure Coding System (HCPCS), and Current Procedural Terminology (CPT) Codes Used to Define Baseline Characteristics for this Request

| Code | Description | Code Category | Code Type |
|-------------------------------------|--|----------------------|------------------|
| 76000-9 | Heart rate | Lab | LOINC |
| 76282-3 | Heart rate | Lab | LOINC |
| 76476-1 | Heart rate | Lab | LOINC |
| 76477-9 | Heart rate | Lab | LOINC |
| 8867-4 | Heart rate | Lab | LOINC |
| 8869-0 | Heart rate | Lab | LOINC |
| 8870-8 | Heart rate | Lab | LOINC |
| 8871-6 | Heart rate | Lab | LOINC |
| 8872-4 | Heart rate | Lab | LOINC |
| 8873-2 | Heart rate | Lab | LOINC |
| 8874-0 | Heart rate | Lab | LOINC |
| 8875-7 | Heart rate | Lab | LOINC |
| 8876-5 | Heart rate | Lab | LOINC |
| 8877-3 | Heart rate | Lab | LOINC |
| 8878-1 | Heart rate | Lab | LOINC |
| 8879-9 | Heart rate | Lab | LOINC |
| 8880-7 | Heart rate | Lab | LOINC |
| 8881-5 | Heart rate | Lab | LOINC |
| 8882-3 | Heart rate | Lab | LOINC |
| 8883-1 | Heart rate | Lab | LOINC |
| 8889-8 | Heart rate | Lab | LOINC |
| 8890-6 | Heart rate | Lab | LOINC |
| 8891-4 | Heart rate | Lab | LOINC |
| 8892-2 | Heart rate | Lab | LOINC |
| 8893-0 | Heart rate | Lab | LOINC |
| 89271-1 | Heart rate | Lab | LOINC |
| 89273-7 | Heart rate | Lab | LOINC |
| 89278-6 | Heart rate | Lab | LOINC |
| 89282-8 | Heart rate | Lab | LOINC |
| 89291-9 | Heart rate | Lab | LOINC |
| 89692-8 | Heart rate | Lab | LOINC |
| 96935-2 | Heart rate | Lab | LOINC |
| High-flow Nasal Oxygen | | | |
| 5A0945A | Assistance with Respiratory Ventilation, 24-96 Consecutive Hours, High Nasal Flow/Velocity | Procedure | ICD-10-PCS |
| Human immunodeficiency virus | | | |
| B20 | Human immunodeficiency virus [HIV] disease | Diagnosis | ICD-10-CM |
| B97.35 | Human immunodeficiency virus, type 2 [HIV 2] as the cause of diseases classified elsewhere | Diagnosis | ICD-10-CM |

Appendix C.1. List of RxNorm Concept Unique Identifier (RXCUI), Logical Observation Identifiers Names and Codes (LOINC), International Classification of Diseases, Tenth Revision, Clinical Modification (ICD-10-CM), International Classification of Diseases, Tenth Revision, Procedure Coding System (ICD-10-PCS), Healthcare Common Procedure Coding System (HCPCS), and Current Procedural Terminology (CPT) Codes Used to Define Baseline Characteristics for this Request

| Code | Description | Code Category | Code Type |
|---------------------------|--|----------------------|------------------|
| O98.7 | Human immunodeficiency virus [HIV] disease complicating pregnancy, childbirth and the puerperium | Diagnosis | ICD-10-CM |
| O98.71 | Human immunodeficiency virus [HIV] disease complicating pregnancy | Diagnosis | ICD-10-CM |
| O98.711 | Human immunodeficiency virus [HIV] disease complicating pregnancy, first trimester | Diagnosis | ICD-10-CM |
| O98.712 | Human immunodeficiency virus [HIV] disease complicating pregnancy, second trimester | Diagnosis | ICD-10-CM |
| O98.713 | Human immunodeficiency virus [HIV] disease complicating pregnancy, third trimester | Diagnosis | ICD-10-CM |
| O98.719 | Human immunodeficiency virus [HIV] disease complicating pregnancy, unspecified trimester | Diagnosis | ICD-10-CM |
| O98.72 | Human immunodeficiency virus [HIV] disease complicating childbirth | Diagnosis | ICD-10-CM |
| O98.73 | Human immunodeficiency virus [HIV] disease complicating the puerperium | Diagnosis | ICD-10-CM |
| Z21 | Asymptomatic human immunodeficiency virus [HIV] infection status | Diagnosis | ICD-10-CM |
| Hydroxychloroquine | | | |
| 5521 | Hydroxychloroquine | Prescribing | RxCUI |
| 93787 | Hydroxychloroquine | Prescribing | RxCUI |
| 153972 | Hydroxychloroquine | Prescribing | RxCUI |
| 197796 | Hydroxychloroquine | Prescribing | RxCUI |
| 202317 | Hydroxychloroquine | Prescribing | RxCUI |
| 202462 | Hydroxychloroquine | Prescribing | RxCUI |
| 206630 | Hydroxychloroquine | Prescribing | RxCUI |
| 219565 | Hydroxychloroquine | Prescribing | RxCUI |
| 329852 | Hydroxychloroquine | Prescribing | RxCUI |
| 368893 | Hydroxychloroquine | Prescribing | RxCUI |
| 370656 | Hydroxychloroquine | Prescribing | RxCUI |
| 433859 | Hydroxychloroquine | Prescribing | RxCUI |
| 440422 | Hydroxychloroquine | Prescribing | RxCUI |
| 566152 | Hydroxychloroquine | Prescribing | RxCUI |
| 567454 | Hydroxychloroquine | Prescribing | RxCUI |
| 979091 | Hydroxychloroquine | Prescribing | RxCUI |
| 979092 | Hydroxychloroquine | Prescribing | RxCUI |
| 979093 | Hydroxychloroquine | Prescribing | RxCUI |
| 979094 | Hydroxychloroquine | Prescribing | RxCUI |
| 979096 | Hydroxychloroquine | Prescribing | RxCUI |
| 979097 | Hydroxychloroquine | Prescribing | RxCUI |
| 1119311 | Hydroxychloroquine | Prescribing | RxCUI |
| 1119312 | Hydroxychloroquine | Prescribing | RxCUI |
| 1164627 | Hydroxychloroquine | Prescribing | RxCUI |

Appendix C.1. List of RxNorm Concept Unique Identifier (RXCUI), Logical Observation Identifiers Names and Codes (LOINC), International Classification of Diseases, Tenth Revision, Clinical Modification (ICD-10-CM), International Classification of Diseases, Tenth Revision, Procedure Coding System (ICD-10-PCS), Healthcare Common Procedure Coding System (HCPCS), and Current Procedural Terminology (CPT) Codes Used to Define Baseline Characteristics for this Request

| Code | Description | Code Category | Code Type |
|---------------------|---|---------------|-----------|
| 1164628 | Hydroxychloroquine | Prescribing | RxCUI |
| 1181266 | Hydroxychloroquine | Prescribing | RxCUI |
| 1181267 | Hydroxychloroquine | Prescribing | RxCUI |
| 1185918 | Hydroxychloroquine | Prescribing | RxCUI |
| 1185919 | Hydroxychloroquine | Prescribing | RxCUI |
| Hypertension | | | |
| I10 | Essential (primary) hypertension | Diagnosis | ICD-10-CM |
| I11 | Hypertensive heart disease | Diagnosis | ICD-10-CM |
| I11.0 | Hypertensive heart disease with heart failure | Diagnosis | ICD-10-CM |
| I11.9 | Hypertensive heart disease without heart failure | Diagnosis | ICD-10-CM |
| I12 | Hypertensive chronic kidney disease | Diagnosis | ICD-10-CM |
| I12.0 | Hypertensive chronic kidney disease with stage 5 chronic kidney disease or end stage renal disease | Diagnosis | ICD-10-CM |
| I12.9 | Hypertensive chronic kidney disease with stage 1 through stage 4 chronic kidney disease, or unspecified chronic kidney disease | Diagnosis | ICD-10-CM |
| I13 | Hypertensive heart and chronic kidney disease | Diagnosis | ICD-10-CM |
| I13.0 | Hypertensive heart and chronic kidney disease with heart failure and stage 1 through stage 4 chronic kidney disease, or unspecified chronic kidney disease | Diagnosis | ICD-10-CM |
| I13.1 | Hypertensive heart and chronic kidney disease without heart failure | Diagnosis | ICD-10-CM |
| I13.10 | Hypertensive heart and chronic kidney disease without heart failure, with stage 1 through stage 4 chronic kidney disease, or unspecified chronic kidney disease | Diagnosis | ICD-10-CM |
| I13.11 | Hypertensive heart and chronic kidney disease without heart failure, with stage 5 chronic kidney disease, or end stage renal disease | Diagnosis | ICD-10-CM |
| I13.2 | Hypertensive heart and chronic kidney disease with heart failure and with stage 5 chronic kidney disease, or end stage renal disease | Diagnosis | ICD-10-CM |
| I15 | Secondary hypertension | Diagnosis | ICD-10-CM |
| I15.0 | Renovascular hypertension | Diagnosis | ICD-10-CM |
| I15.1 | Hypertension secondary to other renal disorders | Diagnosis | ICD-10-CM |
| I15.2 | Hypertension secondary to endocrine disorders | Diagnosis | ICD-10-CM |
| I15.8 | Other secondary hypertension | Diagnosis | ICD-10-CM |
| I15.9 | Secondary hypertension, unspecified | Diagnosis | ICD-10-CM |
| I16 | Hypertensive crisis | Diagnosis | ICD-10-CM |
| I16.0 | Hypertensive urgency | Diagnosis | ICD-10-CM |
| I16.1 | Hypertensive emergency | Diagnosis | ICD-10-CM |
| I16.9 | Hypertensive crisis, unspecified | Diagnosis | ICD-10-CM |
| I27.0 | Primary pulmonary hypertension | Diagnosis | ICD-10-CM |
| I27.2 | Other secondary pulmonary hypertension | Diagnosis | ICD-10-CM |
| I27.20 | Pulmonary hypertension, unspecified | Diagnosis | ICD-10-CM |

Appendix C.1. List of RxNorm Concept Unique Identifier (RXCUI), Logical Observation Identifiers Names and Codes (LOINC), International Classification of Diseases, Tenth Revision, Clinical Modification (ICD-10-CM), International Classification of Diseases, Tenth Revision, Procedure Coding System (ICD-10-PCS), Healthcare Common Procedure Coding System (HCPCS), and Current Procedural Terminology (CPT) Codes Used to Define Baseline Characteristics for this Request

| Code | Description | Code Category | Code Type |
|-------------|---|----------------------|------------------|
| I27.21 | Secondary pulmonary arterial hypertension | Diagnosis | ICD-10-CM |
| I27.22 | Pulmonary hypertension due to left heart disease | Diagnosis | ICD-10-CM |
| I27.23 | Pulmonary hypertension due to lung diseases and hypoxia | Diagnosis | ICD-10-CM |
| I27.24 | Chronic thromboembolic pulmonary hypertension | Diagnosis | ICD-10-CM |
| I27.29 | Other secondary pulmonary hypertension | Diagnosis | ICD-10-CM |
| I87.3 | Chronic venous hypertension (idiopathic) | Diagnosis | ICD-10-CM |
| I87.30 | Chronic venous hypertension (idiopathic) without complications | Diagnosis | ICD-10-CM |
| I87.301 | Chronic venous hypertension (idiopathic) without complications of right lower extremity | Diagnosis | ICD-10-CM |
| I87.302 | Chronic venous hypertension (idiopathic) without complications of left lower extremity | Diagnosis | ICD-10-CM |
| I87.303 | Chronic venous hypertension (idiopathic) without complications of bilateral lower extremity | Diagnosis | ICD-10-CM |
| I87.309 | Chronic venous hypertension (idiopathic) without complications of unspecified lower extremity | Diagnosis | ICD-10-CM |
| I87.31 | Chronic venous hypertension (idiopathic) with ulcer | Diagnosis | ICD-10-CM |
| I87.311 | Chronic venous hypertension (idiopathic) with ulcer of right lower extremity | Diagnosis | ICD-10-CM |
| I87.312 | Chronic venous hypertension (idiopathic) with ulcer of left lower extremity | Diagnosis | ICD-10-CM |
| I87.313 | Chronic venous hypertension (idiopathic) with ulcer of bilateral lower extremity | Diagnosis | ICD-10-CM |
| I87.319 | Chronic venous hypertension (idiopathic) with ulcer of unspecified lower extremity | Diagnosis | ICD-10-CM |
| I87.32 | Chronic venous hypertension (idiopathic) with inflammation | Diagnosis | ICD-10-CM |
| I87.321 | Chronic venous hypertension (idiopathic) with inflammation of right lower extremity | Diagnosis | ICD-10-CM |
| I87.322 | Chronic venous hypertension (idiopathic) with inflammation of left lower extremity | Diagnosis | ICD-10-CM |
| I87.323 | Chronic venous hypertension (idiopathic) with inflammation of bilateral lower extremity | Diagnosis | ICD-10-CM |
| I87.329 | Chronic venous hypertension (idiopathic) with inflammation of unspecified lower extremity | Diagnosis | ICD-10-CM |
| I87.33 | Chronic venous hypertension (idiopathic) with ulcer and inflammation | Diagnosis | ICD-10-CM |
| I87.331 | Chronic venous hypertension (idiopathic) with ulcer and inflammation of right lower extremity | Diagnosis | ICD-10-CM |
| I87.332 | Chronic venous hypertension (idiopathic) with ulcer and inflammation of left lower extremity | Diagnosis | ICD-10-CM |
| I87.333 | Chronic venous hypertension (idiopathic) with ulcer and inflammation of bilateral lower extremity | Diagnosis | ICD-10-CM |

Appendix C.1. List of RxNorm Concept Unique Identifier (RXCUI), Logical Observation Identifiers Names and Codes (LOINC), International Classification of Diseases, Tenth Revision, Clinical Modification (ICD-10-CM), International Classification of Diseases, Tenth Revision, Procedure Coding System (ICD-10-PCS), Healthcare Common Procedure Coding System (HCPCS), and Current Procedural Terminology (CPT) Codes Used to Define Baseline Characteristics for this Request

| Code | Description | Code Category | Code Type |
|---------|---|---------------|-----------|
| I87.339 | Chronic venous hypertension (idiopathic) with ulcer and inflammation of unspecified lower extremity | Diagnosis | ICD-10-CM |
| I87.39 | Chronic venous hypertension (idiopathic) with other complications | Diagnosis | ICD-10-CM |
| I87.391 | Chronic venous hypertension (idiopathic) with other complications of right lower extremity | Diagnosis | ICD-10-CM |
| I87.392 | Chronic venous hypertension (idiopathic) with other complications of left lower extremity | Diagnosis | ICD-10-CM |
| I87.393 | Chronic venous hypertension (idiopathic) with other complications of bilateral lower extremity | Diagnosis | ICD-10-CM |
| I87.399 | Chronic venous hypertension (idiopathic) with other complications of unspecified lower extremity | Diagnosis | ICD-10-CM |
| I97.3 | Postprocedural hypertension | Diagnosis | ICD-10-CM |
| N26.2 | Page kidney | Diagnosis | ICD-10-CM |

Interleukin 1 Inhibitors

| | | | |
|---------|----------------|-------------|-------|
| 72435 | IL1 inhibitors | Prescribing | RxCUI |
| 351141 | IL1 inhibitors | Prescribing | RxCUI |
| 352056 | IL1 inhibitors | Prescribing | RxCUI |
| 358779 | IL1 inhibitors | Prescribing | RxCUI |
| 378321 | IL1 inhibitors | Prescribing | RxCUI |
| 402706 | IL1 inhibitors | Prescribing | RxCUI |
| 575806 | IL1 inhibitors | Prescribing | RxCUI |
| 582666 | IL1 inhibitors | Prescribing | RxCUI |
| 582667 | IL1 inhibitors | Prescribing | RxCUI |
| 727708 | IL1 inhibitors | Prescribing | RxCUI |
| 727709 | IL1 inhibitors | Prescribing | RxCUI |
| 727710 | IL1 inhibitors | Prescribing | RxCUI |
| 727711 | IL1 inhibitors | Prescribing | RxCUI |
| 727712 | IL1 inhibitors | Prescribing | RxCUI |
| 727713 | IL1 inhibitors | Prescribing | RxCUI |
| 727714 | IL1 inhibitors | Prescribing | RxCUI |
| 727715 | IL1 inhibitors | Prescribing | RxCUI |
| 853491 | IL1 inhibitors | Prescribing | RxCUI |
| 853492 | IL1 inhibitors | Prescribing | RxCUI |
| 853493 | IL1 inhibitors | Prescribing | RxCUI |
| 853494 | IL1 inhibitors | Prescribing | RxCUI |
| 853496 | IL1 inhibitors | Prescribing | RxCUI |
| 853497 | IL1 inhibitors | Prescribing | RxCUI |
| 853498 | IL1 inhibitors | Prescribing | RxCUI |
| 1156606 | IL1 inhibitors | Prescribing | RxCUI |
| 1157701 | IL1 inhibitors | Prescribing | RxCUI |

Appendix C.1. List of RxNorm Concept Unique Identifier (RXCUI), Logical Observation Identifiers Names and Codes (LOINC), International Classification of Diseases, Tenth Revision, Clinical Modification (ICD-10-CM), International Classification of Diseases, Tenth Revision, Procedure Coding System (ICD-10-PCS), Healthcare Common Procedure Coding System (HCPCS), and Current Procedural Terminology (CPT) Codes Used to Define Baseline Characteristics for this Request

| Code | Description | Code Category | Code Type |
|-------------------------|--------------------|----------------------|------------------|
| 1359602 | IL1 inhibitors | Prescribing | RxCUI |
| 1359724 | IL1 inhibitors | Prescribing | RxCUI |
| 1359793 | IL1 inhibitors | Prescribing | RxCUI |
| 1655971 | IL1 inhibitors | Prescribing | RxCUI |
| 1655972 | IL1 inhibitors | Prescribing | RxCUI |
| 1655974 | IL1 inhibitors | Prescribing | RxCUI |
| 1655975 | IL1 inhibitors | Prescribing | RxCUI |
| 1864323 | IL1 inhibitors | Prescribing | RxCUI |
| 1864324 | IL1 inhibitors | Prescribing | RxCUI |
| 1864325 | IL1 inhibitors | Prescribing | RxCUI |
| 1864326 | IL1 inhibitors | Prescribing | RxCUI |
| 1864327 | IL1 inhibitors | Prescribing | RxCUI |
| 1864328 | IL1 inhibitors | Prescribing | RxCUI |
| Immune Modulator | | | |
| 80145 | Adalimumab | Procedure | HCPCS/CPT |
| 80158 | Cyclosporine | Procedure | HCPCS/CPT |
| 80195 | Sirolimus | Procedure | HCPCS/CPT |
| 80197 | Tacrolimus | Procedure | HCPCS/CPT |
| 80230 | Infliximab | Procedure | HCPCS/CPT |
| 105611 | Immune modulators | Prescribing | RxCUI |
| 105648 | Immune modulators | Prescribing | RxCUI |
| 108513 | Immune modulators | Prescribing | RxCUI |
| 108514 | Immune modulators | Prescribing | RxCUI |
| 108515 | Immune modulators | Prescribing | RxCUI |
| 153324 | Immune modulators | Prescribing | RxCUI |
| 197388 | Immune modulators | Prescribing | RxCUI |
| 197552 | Immune modulators | Prescribing | RxCUI |
| 197553 | Immune modulators | Prescribing | RxCUI |
| 199058 | Immune modulators | Prescribing | RxCUI |
| 200060 | Immune modulators | Prescribing | RxCUI |
| 205175 | Immune modulators | Prescribing | RxCUI |
| 205284 | Immune modulators | Prescribing | RxCUI |
| 205285 | Immune modulators | Prescribing | RxCUI |
| 207029 | Immune modulators | Prescribing | RxCUI |
| 207035 | Immune modulators | Prescribing | RxCUI |
| 207052 | Immune modulators | Prescribing | RxCUI |
| 207059 | Immune modulators | Prescribing | RxCUI |
| 207351 | Immune modulators | Prescribing | RxCUI |
| 208083 | Immune modulators | Prescribing | RxCUI |
| 212810 | Immune modulators | Prescribing | RxCUI |

Appendix C.1. List of RxNorm Concept Unique Identifier (RXCUI), Logical Observation Identifiers Names and Codes (LOINC), International Classification of Diseases, Tenth Revision, Clinical Modification (ICD-10-CM), International Classification of Diseases, Tenth Revision, Procedure Coding System (ICD-10-PCS), Healthcare Common Procedure Coding System (HCPCS), and Current Procedural Terminology (CPT) Codes Used to Define Baseline Characteristics for this Request

| Code | Description | Code Category | Code Type |
|-------------|--------------------|----------------------|------------------|
| 212844 | Immune modulators | Prescribing | RxCUI |
| 212957 | Immune modulators | Prescribing | RxCUI |
| 213361 | Immune modulators | Prescribing | RxCUI |
| 213377 | Immune modulators | Prescribing | RxCUI |
| 213379 | Immune modulators | Prescribing | RxCUI |
| 213394 | Immune modulators | Prescribing | RxCUI |
| 213510 | Immune modulators | Prescribing | RxCUI |
| 227146 | Immune modulators | Prescribing | RxCUI |
| 239983 | Immune modulators | Prescribing | RxCUI |
| 241834 | Immune modulators | Prescribing | RxCUI |
| 261105 | Immune modulators | Prescribing | RxCUI |
| 261134 | Immune modulators | Prescribing | RxCUI |
| 261359 | Immune modulators | Prescribing | RxCUI |
| 311880 | Immune modulators | Prescribing | RxCUI |
| 328160 | Immune modulators | Prescribing | RxCUI |
| 351901 | Immune modulators | Prescribing | RxCUI |
| 351989 | Immune modulators | Prescribing | RxCUI |
| 352297 | Immune modulators | Prescribing | RxCUI |
| 404432 | Immune modulators | Prescribing | RxCUI |
| 404475 | Immune modulators | Prescribing | RxCUI |
| 404476 | Immune modulators | Prescribing | RxCUI |
| 485020 | Immune modulators | Prescribing | RxCUI |
| 485023 | Immune modulators | Prescribing | RxCUI |
| 545357 | Immune modulators | Prescribing | RxCUI |
| 603541 | Immune modulators | Prescribing | RxCUI |
| 616018 | Immune modulators | Prescribing | RxCUI |
| 616114 | Immune modulators | Prescribing | RxCUI |
| 616116 | Immune modulators | Prescribing | RxCUI |
| 616435 | Immune modulators | Prescribing | RxCUI |
| 616444 | Immune modulators | Prescribing | RxCUI |
| 616447 | Immune modulators | Prescribing | RxCUI |
| 616449 | Immune modulators | Prescribing | RxCUI |
| 616450 | Immune modulators | Prescribing | RxCUI |
| 643714 | Immune modulators | Prescribing | RxCUI |
| 700387 | Immune modulators | Prescribing | RxCUI |
| 722289 | Immune modulators | Prescribing | RxCUI |
| 725108 | Immune modulators | Prescribing | RxCUI |
| 727537 | Immune modulators | Prescribing | RxCUI |
| 727542 | Immune modulators | Prescribing | RxCUI |
| 727545 | Immune modulators | Prescribing | RxCUI |

Appendix C.1. List of RxNorm Concept Unique Identifier (RXCUI), Logical Observation Identifiers Names and Codes (LOINC), International Classification of Diseases, Tenth Revision, Clinical Modification (ICD-10-CM), International Classification of Diseases, Tenth Revision, Procedure Coding System (ICD-10-PCS), Healthcare Common Procedure Coding System (HCPCS), and Current Procedural Terminology (CPT) Codes Used to Define Baseline Characteristics for this Request

| Code | Description | Code Category | Code Type |
|-------------|--------------------|----------------------|------------------|
| 727705 | Immune modulators | Prescribing | RxCUI |
| 727714 | Immune modulators | Prescribing | RxCUI |
| 727816 | Immune modulators | Prescribing | RxCUI |
| 731328 | Immune modulators | Prescribing | RxCUI |
| 751970 | Immune modulators | Prescribing | RxCUI |
| 758027 | Immune modulators | Prescribing | RxCUI |
| 758032 | Immune modulators | Prescribing | RxCUI |
| 763457 | Immune modulators | Prescribing | RxCUI |
| 763565 | Immune modulators | Prescribing | RxCUI |
| 795085 | Immune modulators | Prescribing | RxCUI |
| 795724 | Immune modulators | Prescribing | RxCUI |
| 795749 | Immune modulators | Prescribing | RxCUI |
| 802652 | Immune modulators | Prescribing | RxCUI |
| 805007 | Immune modulators | Prescribing | RxCUI |
| 809159 | Immune modulators | Prescribing | RxCUI |
| 825170 | Immune modulators | Prescribing | RxCUI |
| 835835 | Immune modulators | Prescribing | RxCUI |
| 835886 | Immune modulators | Prescribing | RxCUI |
| 835892 | Immune modulators | Prescribing | RxCUI |
| 835894 | Immune modulators | Prescribing | RxCUI |
| 835896 | Immune modulators | Prescribing | RxCUI |
| 835899 | Immune modulators | Prescribing | RxCUI |
| 835909 | Immune modulators | Prescribing | RxCUI |
| 835911 | Immune modulators | Prescribing | RxCUI |
| 835925 | Immune modulators | Prescribing | RxCUI |
| 848164 | Immune modulators | Prescribing | RxCUI |
| 849599 | Immune modulators | Prescribing | RxCUI |
| 857237 | Immune modulators | Prescribing | RxCUI |
| 860244 | Immune modulators | Prescribing | RxCUI |
| 895764 | Immune modulators | Prescribing | RxCUI |
| 905160 | Immune modulators | Prescribing | RxCUI |
| 993456 | Immune modulators | Prescribing | RxCUI |
| 1046402 | Immune modulators | Prescribing | RxCUI |
| 1092444 | Immune modulators | Prescribing | RxCUI |
| 1099052 | Immune modulators | Prescribing | RxCUI |
| 1099056 | Immune modulators | Prescribing | RxCUI |
| 1099060 | Immune modulators | Prescribing | RxCUI |
| 1112980 | Immune modulators | Prescribing | RxCUI |
| 1145932 | Immune modulators | Prescribing | RxCUI |
| 1193337 | Immune modulators | Prescribing | RxCUI |

Appendix C.1. List of RxNorm Concept Unique Identifier (RXCUI), Logical Observation Identifiers Names and Codes (LOINC), International Classification of Diseases, Tenth Revision, Clinical Modification (ICD-10-CM), International Classification of Diseases, Tenth Revision, Procedure Coding System (ICD-10-PCS), Healthcare Common Procedure Coding System (HCPCS), and Current Procedural Terminology (CPT) Codes Used to Define Baseline Characteristics for this Request

| Code | Description | Code Category | Code Type |
|-------------|--------------------|----------------------|------------------|
| 1193341 | Immune modulators | Prescribing | RxCUI |
| 1193345 | Immune modulators | Prescribing | RxCUI |
| 1193349 | Immune modulators | Prescribing | RxCUI |
| 1193353 | Immune modulators | Prescribing | RxCUI |
| 1242233 | Immune modulators | Prescribing | RxCUI |
| 1251596 | Immune modulators | Prescribing | RxCUI |
| 1429367 | Immune modulators | Prescribing | RxCUI |
| 1431647 | Immune modulators | Prescribing | RxCUI |
| 1431977 | Immune modulators | Prescribing | RxCUI |
| 1431982 | Immune modulators | Prescribing | RxCUI |
| 1431987 | Immune modulators | Prescribing | RxCUI |
| 1441530 | Immune modulators | Prescribing | RxCUI |
| 1442681 | Immune modulators | Prescribing | RxCUI |
| 1442683 | Immune modulators | Prescribing | RxCUI |
| 1442992 | Immune modulators | Prescribing | RxCUI |
| 1482814 | Immune modulators | Prescribing | RxCUI |
| 1546187 | Immune modulators | Prescribing | RxCUI |
| 1546189 | Immune modulators | Prescribing | RxCUI |
| 1546198 | Immune modulators | Prescribing | RxCUI |
| 1551888 | Immune modulators | Prescribing | RxCUI |
| 1594352 | Immune modulators | Prescribing | RxCUI |
| 1594358 | Immune modulators | Prescribing | RxCUI |
| 1599797 | Immune modulators | Prescribing | RxCUI |
| 1605071 | Immune modulators | Prescribing | RxCUI |
| 1605075 | Immune modulators | Prescribing | RxCUI |
| 1649593 | Immune modulators | Prescribing | RxCUI |
| 1649605 | Immune modulators | Prescribing | RxCUI |
| 1649946 | Immune modulators | Prescribing | RxCUI |
| 1649964 | Immune modulators | Prescribing | RxCUI |
| 1649996 | Immune modulators | Prescribing | RxCUI |
| 1650004 | Immune modulators | Prescribing | RxCUI |
| 1650282 | Immune modulators | Prescribing | RxCUI |
| 1650901 | Immune modulators | Prescribing | RxCUI |
| 1650940 | Immune modulators | Prescribing | RxCUI |
| 1653144 | Immune modulators | Prescribing | RxCUI |
| 1653166 | Immune modulators | Prescribing | RxCUI |
| 1653225 | Immune modulators | Prescribing | RxCUI |
| 1653243 | Immune modulators | Prescribing | RxCUI |
| 1655728 | Immune modulators | Prescribing | RxCUI |
| 1656398 | Immune modulators | Prescribing | RxCUI |

Appendix C.1. List of RxNorm Concept Unique Identifier (RXCUI), Logical Observation Identifiers Names and Codes (LOINC), International Classification of Diseases, Tenth Revision, Clinical Modification (ICD-10-CM), International Classification of Diseases, Tenth Revision, Procedure Coding System (ICD-10-PCS), Healthcare Common Procedure Coding System (HCPCS), and Current Procedural Terminology (CPT) Codes Used to Define Baseline Characteristics for this Request

| Code | Description | Code Category | Code Type |
|-------------|--------------------|----------------------|------------------|
| 1656402 | Immune modulators | Prescribing | RxCUI |
| 1656646 | Immune modulators | Prescribing | RxCUI |
| 1656650 | Immune modulators | Prescribing | RxCUI |
| 1657343 | Immune modulators | Prescribing | RxCUI |
| 1657362 | Immune modulators | Prescribing | RxCUI |
| 1657976 | Immune modulators | Prescribing | RxCUI |
| 1657980 | Immune modulators | Prescribing | RxCUI |
| 1657982 | Immune modulators | Prescribing | RxCUI |
| 1664440 | Immune modulators | Prescribing | RxCUI |
| 1664458 | Immune modulators | Prescribing | RxCUI |
| 1664463 | Immune modulators | Prescribing | RxCUI |
| 1720606 | Immune modulators | Prescribing | RxCUI |
| 1720881 | Immune modulators | Prescribing | RxCUI |
| 1726846 | Immune modulators | Prescribing | RxCUI |
| 1741049 | Immune modulators | Prescribing | RxCUI |
| 1745108 | Immune modulators | Prescribing | RxCUI |
| 1745114 | Immune modulators | Prescribing | RxCUI |
| 1746898 | Immune modulators | Prescribing | RxCUI |
| 1790546 | Immune modulators | Prescribing | RxCUI |
| 1799230 | Immune modulators | Prescribing | RxCUI |
| 1801278 | Immune modulators | Prescribing | RxCUI |
| 1811257 | Immune modulators | Prescribing | RxCUI |
| 1855524 | Immune modulators | Prescribing | RxCUI |
| 1855527 | Immune modulators | Prescribing | RxCUI |
| 1864326 | Immune modulators | Prescribing | RxCUI |
| 1872261 | Immune modulators | Prescribing | RxCUI |
| 1872980 | Immune modulators | Prescribing | RxCUI |
| 1873087 | Immune modulators | Prescribing | RxCUI |
| 1921010 | Immune modulators | Prescribing | RxCUI |
| 1921017 | Immune modulators | Prescribing | RxCUI |
| 1921240 | Immune modulators | Prescribing | RxCUI |
| 1921245 | Immune modulators | Prescribing | RxCUI |
| 1921466 | Immune modulators | Prescribing | RxCUI |
| 1921468 | Immune modulators | Prescribing | RxCUI |
| 1923338 | Immune modulators | Prescribing | RxCUI |
| 1923347 | Immune modulators | Prescribing | RxCUI |
| 1925255 | Immune modulators | Prescribing | RxCUI |
| 1925257 | Immune modulators | Prescribing | RxCUI |
| 1927290 | Immune modulators | Prescribing | RxCUI |
| 1928689 | Immune modulators | Prescribing | RxCUI |

Appendix C.1. List of RxNorm Concept Unique Identifier (RXCUI), Logical Observation Identifiers Names and Codes (LOINC), International Classification of Diseases, Tenth Revision, Clinical Modification (ICD-10-CM), International Classification of Diseases, Tenth Revision, Procedure Coding System (ICD-10-PCS), Healthcare Common Procedure Coding System (HCPCS), and Current Procedural Terminology (CPT) Codes Used to Define Baseline Characteristics for this Request

| Code | Description | Code Category | Code Type |
|-------------|---|----------------------|------------------|
| 1939299 | Immune modulators | Prescribing | RxCUI |
| 1939348 | Immune modulators | Prescribing | RxCUI |
| 1986819 | Immune modulators | Prescribing | RxCUI |
| 1989109 | Immune modulators | Prescribing | RxCUI |
| 1994362 | Immune modulators | Prescribing | RxCUI |
| 2000019 | Immune modulators | Prescribing | RxCUI |
| 2000023 | Immune modulators | Prescribing | RxCUI |
| 2000027 | Immune modulators | Prescribing | RxCUI |
| 2000031 | Immune modulators | Prescribing | RxCUI |
| 2003757 | Immune modulators | Prescribing | RxCUI |
| 2003767 | Immune modulators | Prescribing | RxCUI |
| 2047247 | Immune modulators | Prescribing | RxCUI |
| 2048025 | Immune modulators | Prescribing | RxCUI |
| 2052609 | Immune modulators | Prescribing | RxCUI |
| 2052704 | Immune modulators | Prescribing | RxCUI |
| 2053458 | Immune modulators | Prescribing | RxCUI |
| 2057205 | Immune modulators | Prescribing | RxCUI |
| 2057212 | Immune modulators | Prescribing | RxCUI |
| 2057216 | Immune modulators | Prescribing | RxCUI |
| 2057219 | Immune modulators | Prescribing | RxCUI |
| 2099302 | Immune modulators | Prescribing | RxCUI |
| 2101459 | Immune modulators | Prescribing | RxCUI |
| 2101465 | Immune modulators | Prescribing | RxCUI |
| 2102705 | Immune modulators | Prescribing | RxCUI |
| 2106075 | Immune modulators | Prescribing | RxCUI |
| 2118741 | Immune modulators | Prescribing | RxCUI |
| 2166142 | Immune modulators | Prescribing | RxCUI |
| 2166143 | Immune modulators | Prescribing | RxCUI |
| 2170993 | Immune modulators | Prescribing | RxCUI |
| 2173822 | Immune modulators | Prescribing | RxCUI |
| 2182340 | Immune modulators | Prescribing | RxCUI |
| A9544 | Iodine I-131 tositumomab, diagnostic, per study dose | Procedure | HCPCS/CPT |
| A9545 | Iodine I-131 tositumomab, therapeutic, per treatment dose | Procedure | HCPCS/CPT |
| C1084 | Denileukin diftitox, 300 mcg, ontak iv | Procedure | HCPCS/CPT |
| C9003 | Palivizumab-RSV-IgM, per 50 mg | Procedure | HCPCS/CPT |
| C9004 | Injection, gemtuzumab ozogamicin, per 5 mg | Procedure | HCPCS/CPT |
| C9006 | Injection, tacrolimus, per 5 mg (1 amp) | Procedure | HCPCS/CPT |
| C9020 | Sirolimus tablet, 1 mg | Procedure | HCPCS/CPT |
| C9021 | Injection, obinutuzumab, 10 mg | Procedure | HCPCS/CPT |
| C9025 | Injection, ramucirumab, 5 mg | Procedure | HCPCS/CPT |

Appendix C.1. List of RxNorm Concept Unique Identifier (RXCU), Logical Observation Identifiers Names and Codes (LOINC), International Classification of Diseases, Tenth Revision, Clinical Modification (ICD-10-CM), International Classification of Diseases, Tenth Revision, Procedure Coding System (ICD-10-PCS), Healthcare Common Procedure Coding System (HCPCS), and Current Procedural Terminology (CPT) Codes Used to Define Baseline Characteristics for this Request

| Code | Description | Code Category | Code Type |
|-------------|--|----------------------|------------------|
| C9027 | Injection, pembrolizumab, 1 mg | Procedure | HCPCS/CPT |
| C9028 | Injection, inotuzumab ozogamicin, 0.1 mg | Procedure | HCPCS/CPT |
| C9029 | Injection, guselkumab, 1 mg | Procedure | HCPCS/CPT |
| C9038 | Injection, mogamulizumab-kpkc, 1 mg | Procedure | HCPCS/CPT |
| C9044 | Injection, cemiplimab-rwlc, 1 mg | Procedure | HCPCS/CPT |
| C9049 | Injection, tagraxofusp-erzs, 10 mcg | Procedure | HCPCS/CPT |
| C9062 | Injection, daratumumab 10 mg and hyaluronidase-fihj | Procedure | HCPCS/CPT |
| C9070 | Injection, tafasitamab-cxix, 2 mg | Procedure | HCPCS/CPT |
| C9106 | Sirolimus, per 1 mg/ml | Procedure | HCPCS/CPT |
| C9119 | Injection, pegfilgrastim, per 6 mg single dose vial | Procedure | HCPCS/CPT |
| C9126 | Injection natalizumab per 5 mg | Procedure | HCPCS/CPT |
| C9131 | Injection, ado-trastuzumab emtansine, 1 mg | Procedure | HCPCS/CPT |
| C9211 | Injection, alefacept, for intravenous use, per 7.5 mg | Procedure | HCPCS/CPT |
| C9212 | Injection, alefacept, for intramuscular use, per 7.5 mg | Procedure | HCPCS/CPT |
| C9214 | Injection, bevacizumab, per 10 mg | Procedure | HCPCS/CPT |
| C9215 | Injection, cetuximab, per 10 mg | Procedure | HCPCS/CPT |
| C9230 | Injection, abatacept, per 10 mg | Procedure | HCPCS/CPT |
| C9235 | Injection, panitumumab, 10 mg | Procedure | HCPCS/CPT |
| C9236 | Injection, eculizumab, 10 mg | Procedure | HCPCS/CPT |
| C9239 | Injection, temsirolimus, 1 mg | Procedure | HCPCS/CPT |
| C9249 | Injection, certolizumab pegol, 1 mg | Procedure | HCPCS/CPT |
| C9257 | Injection, bevacizumab, 0.25 mg | Procedure | HCPCS/CPT |
| C9260 | Injection, ofatumumab, 10 mg | Procedure | HCPCS/CPT |
| C9261 | Injection, ustekinumab, 1 mg | Procedure | HCPCS/CPT |
| C9264 | Injection, tocilizumab, 1 mg | Procedure | HCPCS/CPT |
| C9272 | Injection, denosumab, 1 mg | Procedure | HCPCS/CPT |
| C9273 | Sipuleucel-T, minimum of 50 million autologous CD54+ cells activated with PAP-GM-CSF, including leukapheresis and all other preparatory procedures, per infusion | Procedure | HCPCS/CPT |
| C9284 | Injection, ipilimumab, 1 mg | Procedure | HCPCS/CPT |
| C9286 | Injection, belatacept, 1 mg | Procedure | HCPCS/CPT |
| C9287 | Injection, brentuximab vedotin, 1 mg | Procedure | HCPCS/CPT |
| C9292 | Injection, pertuzumab, 10 mg | Procedure | HCPCS/CPT |
| C9436 | Azathioprine, parenteral, brand name, per 100 mg | Procedure | HCPCS/CPT |
| C9438 | Cyclosporine, oral, 100 mg, brand name | Procedure | HCPCS/CPT |
| C9449 | Injection, blinatumomab, 1 mcg | Procedure | HCPCS/CPT |
| C9453 | Injection, nivolumab, 1 mg | Procedure | HCPCS/CPT |
| C9455 | Injection, siltuximab, 10 mg | Procedure | HCPCS/CPT |
| C9466 | Injection, benralizumab, 1 mg | Procedure | HCPCS/CPT |
| C9467 | Injection, rituximab and hyaluronidase, 10 mg | Procedure | HCPCS/CPT |

Appendix C.1. List of RxNorm Concept Unique Identifier (RXCUI), Logical Observation Identifiers Names and Codes (LOINC), International Classification of Diseases, Tenth Revision, Clinical Modification (ICD-10-CM), International Classification of Diseases, Tenth Revision, Procedure Coding System (ICD-10-PCS), Healthcare Common Procedure Coding System (HCPCS), and Current Procedural Terminology (CPT) Codes Used to Define Baseline Characteristics for this Request

| Code | Description | Code Category | Code Type |
|-------------|--|----------------------|------------------|
| C9473 | Injection, mepolizumab, 1 mg | Procedure | HCPCS/CPT |
| C9475 | Injection, necitumumab, 1 mg | Procedure | HCPCS/CPT |
| C9476 | Injection, daratumumab, 10 mg | Procedure | HCPCS/CPT |
| C9477 | Injection, elotuzumab, 1 mg | Procedure | HCPCS/CPT |
| C9481 | Injection, reslizumab, 1 mg | Procedure | HCPCS/CPT |
| C9483 | Injection, atezolizumab, 10 mg | Procedure | HCPCS/CPT |
| C9485 | Injection, olaratumab, 10 mg | Procedure | HCPCS/CPT |
| C9487 | Ustekinumab, for intravenous injection, 1 mg | Procedure | HCPCS/CPT |
| C9491 | Injection, avelumab, 10 mg | Procedure | HCPCS/CPT |
| C9492 | Injection, durvalumab, 10 mg | Procedure | HCPCS/CPT |
| G3001 | Administration and supply of tositumomab, 450 mg | Procedure | HCPCS/CPT |
| J0129 | Injection, abatacept, 10 mg (code may be used for Medicare when drug administered under the direct supervision of a physician, not for use when drug is self-administered) | Procedure | HCPCS/CPT |
| J0135 | Injection, adalimumab, 20 mg | Procedure | HCPCS/CPT |
| J0215 | Injection, alefacept, 0.5 mg | Procedure | HCPCS/CPT |
| J0480 | Injection, basiliximab, 20 mg | Procedure | HCPCS/CPT |
| J0485 | Injection, belatacept, 1 mg | Procedure | HCPCS/CPT |
| J0490 | Injection, belimumab, 10 mg | Procedure | HCPCS/CPT |
| J0517 | Injection, benralizumab, 1 mg | Procedure | HCPCS/CPT |
| J0638 | Injection, canakinumab, 1 mg | Procedure | HCPCS/CPT |
| J0717 | Injection, certolizumab pegol, 1 mg (code may be used for Medicare when drug administered under the direct supervision of a physician, not for use when drug is self-administered) | Procedure | HCPCS/CPT |
| J0718 | Injection, certolizumab pegol, 1 mg | Procedure | HCPCS/CPT |
| J0896 | Injection, luspatercept-aamt, 0.25 mg | Procedure | HCPCS/CPT |
| J0897 | Injection, denosumab, 1 mg | Procedure | HCPCS/CPT |
| J1300 | Injection, eculizumab, 10 mg | Procedure | HCPCS/CPT |
| J1438 | Injection, etanercept, 25 mg (code may be used for Medicare when drug administered under the direct supervision of a physician, not for use when drug is self-administered) | Procedure | HCPCS/CPT |
| J1440 | Injection, filgrastim (G-CSF), 300 mcg | Procedure | HCPCS/CPT |
| J1441 | Injection, filgrastim (G-CSF), 480 mcg | Procedure | HCPCS/CPT |
| J1442 | Injection, filgrastim (G-CSF), excludes biosimilars, 1 mcg | Procedure | HCPCS/CPT |
| J1446 | Injection, TBO-filgrastim, 5 micrograms | Procedure | HCPCS/CPT |
| J1447 | Injection, tbo-filgrastim, 1 mcg | Procedure | HCPCS/CPT |
| J1602 | Injection, golimumab, 1 mg, for intravenous use | Procedure | HCPCS/CPT |
| J1628 | Injection, guselkumab, 1 mg | Procedure | HCPCS/CPT |
| J1745 | Injection, infliximab, excludes biosimilar, 10 mg | Procedure | HCPCS/CPT |
| J1825 | Injection, interferon beta-1a, 33 mcg | Procedure | HCPCS/CPT |

Appendix C.1. List of RxNorm Concept Unique Identifier (RXCUI), Logical Observation Identifiers Names and Codes (LOINC), International Classification of Diseases, Tenth Revision, Clinical Modification (ICD-10-CM), International Classification of Diseases, Tenth Revision, Procedure Coding System (ICD-10-PCS), Healthcare Common Procedure Coding System (HCPCS), and Current Procedural Terminology (CPT) Codes Used to Define Baseline Characteristics for this Request

| Code | Description | Code Category | Code Type |
|-------------|--|----------------------|------------------|
| J1826 | Injection, interferon beta-1a, 30 mcg | Procedure | HCPCS/CPT |
| J1830 | Injection interferon beta-1b, 0.25 mg (code may be used for Medicare when drug administered under the direct supervision of a physician, not for use when drug is self-administered) | Procedure | HCPCS/CPT |
| J2182 | Injection, mepolizumab, 1 mg | Procedure | HCPCS/CPT |
| J2323 | Injection, natalizumab, 1 mg | Procedure | HCPCS/CPT |
| J2425 | Injection, palifermin, 50 mcg | Procedure | HCPCS/CPT |
| J2504 | Injection, pegademase bovine, 25 IU | Procedure | HCPCS/CPT |
| J2505 | Injection, pegfilgrastim, 6 mg | Procedure | HCPCS/CPT |
| J2786 | Injection, reslizumab, 1 mg | Procedure | HCPCS/CPT |
| J2793 | Injection, riloncept, 1 mg | Procedure | HCPCS/CPT |
| J2820 | Injection, sargramostim (GM-CSF), 50 mcg | Procedure | HCPCS/CPT |
| J2860 | Injection, siltuximab, 10 mg | Procedure | HCPCS/CPT |
| J2910 | Injection, aurothioglucose, up to 50 mg | Procedure | HCPCS/CPT |
| J3245 | Injection, tildrakizumab, 1 mg | Procedure | HCPCS/CPT |
| J3262 | Injection, tocilizumab, 1 mg | Procedure | HCPCS/CPT |
| J3357 | Ustekinumab, for subcutaneous injection, 1 mg | Procedure | HCPCS/CPT |
| J3358 | Ustekinumab, for intravenous injection, 1 mg | Procedure | HCPCS/CPT |
| J7500 | Azathioprine, oral, 50 mg | Procedure | HCPCS/CPT |
| J7501 | Azathioprine, parenteral, 100 mg | Procedure | HCPCS/CPT |
| J7502 | Cyclosporine, oral, 100 mg | Procedure | HCPCS/CPT |
| J7503 | Tacrolimus, extended release, (Envarsus XR), oral, 0.25 mg | Procedure | HCPCS/CPT |
| J7507 | Tacrolimus, immediate release, oral, 1 mg | Procedure | HCPCS/CPT |
| J7508 | Tacrolimus, extended release, (Astagraf XL), oral, 0.1 mg | Procedure | HCPCS/CPT |
| J7513 | Daclizumab, parenteral, 25 mg | Procedure | HCPCS/CPT |
| J7515 | Cyclosporine, oral, 25 mg | Procedure | HCPCS/CPT |
| J7516 | Cyclosporine, parenteral, 250 mg | Procedure | HCPCS/CPT |
| J7517 | Mycophenolate mofetil, oral, 250 mg | Procedure | HCPCS/CPT |
| J7520 | Sirolimus, oral, 1 mg | Procedure | HCPCS/CPT |
| J7525 | Tacrolimus, parenteral, 5 mg | Procedure | HCPCS/CPT |
| J9015 | Injection, aldesleukin, per single use vial | Procedure | HCPCS/CPT |
| J9022 | Injection, atezolizumab, 10 mg | Procedure | HCPCS/CPT |
| J9023 | Injection, avelumab, 10 mg | Procedure | HCPCS/CPT |
| J9035 | Injection, bevacizumab, 10 mg | Procedure | HCPCS/CPT |
| J9039 | Injection, blinatumomab, 1 mcg | Procedure | HCPCS/CPT |
| J9042 | Injection, brentuximab vedotin, 1 mg | Procedure | HCPCS/CPT |
| J9055 | Injection, cetuximab, 10 mg | Procedure | HCPCS/CPT |
| J9119 | Injection, cemiplimab-rwlc, 1 mg | Procedure | HCPCS/CPT |
| J9145 | Injection, daratumumab, 10 mg | Procedure | HCPCS/CPT |
| J9160 | Injection, denileukin diftitox, 300 mcg | Procedure | HCPCS/CPT |

Appendix C.1. List of RxNorm Concept Unique Identifier (RXCUI), Logical Observation Identifiers Names and Codes (LOINC), International Classification of Diseases, Tenth Revision, Clinical Modification (ICD-10-CM), International Classification of Diseases, Tenth Revision, Procedure Coding System (ICD-10-PCS), Healthcare Common Procedure Coding System (HCPCS), and Current Procedural Terminology (CPT) Codes Used to Define Baseline Characteristics for this Request

| Code | Description | Code Category | Code Type |
|-------------|---|----------------------|------------------|
| J9173 | Injection, durvalumab, 10 mg | Procedure | HCPCS/CPT |
| J9176 | Injection, elotuzumab, 1 mg | Procedure | HCPCS/CPT |
| J9177 | Injection, enfortumab vedotin-ejfv, 0.25 mg | Procedure | HCPCS/CPT |
| J9203 | Injection, gemtuzumab ozogamicin, 0.1 mg | Procedure | HCPCS/CPT |
| J9204 | Injection, mogamulizumab-kpkc, 1 mg | Procedure | HCPCS/CPT |
| J9212 | Injection, interferon alfacon-1, recombinant, 1 mcg | Procedure | HCPCS/CPT |
| J9213 | Injection, interferon, alfa-2a, recombinant, 3 million units | Procedure | HCPCS/CPT |
| J9214 | Injection, interferon, alfa-2b, recombinant, 1 million units | Procedure | HCPCS/CPT |
| J9215 | Injection, interferon, alfa-N3, (human leukocyte derived), 250,000 IU | Procedure | HCPCS/CPT |
| J9216 | Injection, interferon, gamma 1-b, 3 million units | Procedure | HCPCS/CPT |
| J9227 | Injection, isatuximab-irfc, 10 mg | Procedure | HCPCS/CPT |
| J9228 | Injection, ipilimumab, 1 mg | Procedure | HCPCS/CPT |
| J9229 | Injection, inotuzumab ozogamicin, 0.1 mg | Procedure | HCPCS/CPT |
| J9269 | Injection, tagraxofusp-erzs, 10 mcg | Procedure | HCPCS/CPT |
| J9271 | Injection, pembrolizumab, 1 mg | Procedure | HCPCS/CPT |
| J9285 | Injection, olaratumab, 10 mg | Procedure | HCPCS/CPT |
| J9295 | Injection, necitumumab, 1 mg | Procedure | HCPCS/CPT |
| J9299 | Injection, nivolumab, 1 mg | Procedure | HCPCS/CPT |
| J9300 | Injection, gemtuzumab ozogamicin, 5 mg | Procedure | HCPCS/CPT |
| J9301 | Injection, obinutuzumab, 10 mg | Procedure | HCPCS/CPT |
| J9302 | Injection, ofatumumab, 10 mg | Procedure | HCPCS/CPT |
| J9303 | Injection, panitumumab, 10 mg | Procedure | HCPCS/CPT |
| J9306 | Injection, pertuzumab, 1 mg | Procedure | HCPCS/CPT |
| J9308 | Injection, ramucirumab, 5 mg | Procedure | HCPCS/CPT |
| J9309 | Injection, polatuzumab vedotin-piiq, 1 mg | Procedure | HCPCS/CPT |
| J9310 | Injection, rituximab, 100 mg | Procedure | HCPCS/CPT |
| J9311 | Injection, rituximab 10 mg and hyaluronidase | Procedure | HCPCS/CPT |
| J9312 | Injection, rituximab, 10 mg | Procedure | HCPCS/CPT |
| J9330 | Injection, temsirolimus, 1 mg | Procedure | HCPCS/CPT |
| J9349 | Injection, tafasitamab-cxix, 2 mg | Procedure | HCPCS/CPT |
| J9354 | Injection, ado-trastuzumab emtansine, 1 mg | Procedure | HCPCS/CPT |
| J9355 | Injection, trastuzumab, excludes biosimilar, 10 mg | Procedure | HCPCS/CPT |
| K0119 | Azathioprine, oral, tab, 50 mg | Procedure | HCPCS/CPT |
| K0120 | Azathioprine, parenteral, 100 mg | Procedure | HCPCS/CPT |
| K0122 | Cyclosporine, parenteral, 250 mg | Procedure | HCPCS/CPT |
| K0412 | Mycophenolate mofetil, oral, 250 mg (CellCept) | Procedure | HCPCS/CPT |
| Q2012 | Injection, pegademase bovine, 25 IU | Procedure | HCPCS/CPT |
| Q2019 | Injection, basiliximab, 20 mg | Procedure | HCPCS/CPT |
| Q2024 | Injection, bevacizumab, 0.25 mg | Procedure | HCPCS/CPT |

Appendix C.1. List of RxNorm Concept Unique Identifier (RXCUI), Logical Observation Identifiers Names and Codes (LOINC), International Classification of Diseases, Tenth Revision, Clinical Modification (ICD-10-CM), International Classification of Diseases, Tenth Revision, Procedure Coding System (ICD-10-PCS), Healthcare Common Procedure Coding System (HCPCS), and Current Procedural Terminology (CPT) Codes Used to Define Baseline Characteristics for this Request

| Code | Description | Code Category | Code Type |
|--------------------------|--|---------------|-----------|
| Q2040 | Tisagenlecleucel, up to 250 million CAR-positive viable T cells, including leukapheresis and dose preparation procedures, per infusion | Procedure | HCPCS/CPT |
| Q2043 | Sipuleucel-T, minimum of 50 million autologous CD54+ cells activated with PAP-GM-CSF, including leukapheresis and all other preparatory procedures, per infusion | Procedure | HCPCS/CPT |
| Q2044 | Injection, belimumab, 10 mg | Procedure | HCPCS/CPT |
| Q3025 | Injection, interferon beta-1a, 11 mcg for intramuscular use | Procedure | HCPCS/CPT |
| Q3026 | Injection, interferon beta-1a, 11 mcg for subcutaneous use | Procedure | HCPCS/CPT |
| Q3027 | Injection, interferon beta-1a, 1 mcg for intramuscular use | Procedure | HCPCS/CPT |
| Q3028 | Injection, interferon beta-1a, 1 mcg for subcutaneous use | Procedure | HCPCS/CPT |
| Q4053 | Injection, pegfilgrastim, 1 mg | Procedure | HCPCS/CPT |
| Q4079 | Injection, natalizumab, 1 mg | Procedure | HCPCS/CPT |
| Q5101 | Injection, filgrastim-sndz, biosimilar, (Zarxio), 1 mcg | Procedure | HCPCS/CPT |
| Q5102 | Injection, infliximab, biosimilar, 10 mg | Procedure | HCPCS/CPT |
| Q5103 | Injection, infliximab-dyyb, biosimilar, (Inflectra), 10 mg | Procedure | HCPCS/CPT |
| Q5104 | Injection, infliximab-abda, biosimilar, (Renflexis), 10 mg | Procedure | HCPCS/CPT |
| Q5107 | Injection, bevacizumab-awwb, biosimilar, (Mvasi), 10 mg | Procedure | HCPCS/CPT |
| Q5108 | Injection, pegfilgrastim-jmdb, biosimilar, (Fulphila), 0.5 mg | Procedure | HCPCS/CPT |
| Q5109 | Injection, infliximab-qbtx, biosimilar, (Ixifi), 10 mg | Procedure | HCPCS/CPT |
| Q5110 | Injection, filgrastim-aafi, biosimilar, (Nivestym), 1 mcg | Procedure | HCPCS/CPT |
| Q5111 | Injection, pegfilgrastim-cbqv, biosimilar, (Udenyca), 0.5 mg | Procedure | HCPCS/CPT |
| Q5112 | Injection, trastuzumab-dttb, biosimilar, (Ontruzant), 10 mg | Procedure | HCPCS/CPT |
| Q5113 | Injection, trastuzumab-pkrb, biosimilar, (Herzuma), 10 mg | Procedure | HCPCS/CPT |
| Q5114 | Injection, Trastuzumab-dkst, biosimilar, (Ogivri), 10 mg | Procedure | HCPCS/CPT |
| Q5115 | Injection, rituximab-abbs, biosimilar, (Truxima), 10 mg | Procedure | HCPCS/CPT |
| Q5116 | Injection, trastuzumab-qyyp, biosimilar, (Trazimera), 10 mg | Procedure | HCPCS/CPT |
| Q5117 | Injection, trastuzumab-anns, biosimilar, (Kanjinti), 10 mg | Procedure | HCPCS/CPT |
| Q5118 | Injection, bevacizumab-bvzr, biosimilar, (Zirabev), 10 mg | Procedure | HCPCS/CPT |
| Q5119 | Injection, rituximab-pvvr, biosimilar, (RUXIENCE), 10 mg | Procedure | HCPCS/CPT |
| Q9989 | Ustekinumab, for intravenous injection, 1 mg | Procedure | HCPCS/CPT |
| S0116 | Bevacizumab, 100 mg | Procedure | HCPCS/CPT |
| S0135 | Injection pegfilgrastim, 6 mg | Procedure | HCPCS/CPT |
| S0145 | Injection, PEGylated interferon alfa-2A, 180 mcg per ml | Procedure | HCPCS/CPT |
| S0146 | Injection, pegylated interferon alfa-2b, 10 mcg per 0.5 ml | Procedure | HCPCS/CPT |
| S0148 | Injection, PEGylated interferon alfa-2B, 10 mcg | Procedure | HCPCS/CPT |
| S0162 | Injection, efalizumab, 125 mg | Procedure | HCPCS/CPT |
| S0177 | Levamisole HCl, oral, 50 mg | Procedure | HCPCS/CPT |
| S0193 | Injection alefacept, 7.5 mg (includes dose packaging) | Procedure | HCPCS/CPT |
| Immunosuppressant | | | |
| 103 | MERCAPTOPYRINE | Prescribing | RxCUI |

Appendix C.1. List of RxNorm Concept Unique Identifier (RXCUI), Logical Observation Identifiers Names and Codes (LOINC), International Classification of Diseases, Tenth Revision, Clinical Modification (ICD-10-CM), International Classification of Diseases, Tenth Revision, Procedure Coding System (ICD-10-PCS), Healthcare Common Procedure Coding System (HCPCS), and Current Procedural Terminology (CPT) Codes Used to Define Baseline Characteristics for this Request

| Code | Description | Code Category | Code Type |
|-------------|---|----------------------|------------------|
| 1256 | AZATHIOPRINE | Prescribing | RxCUI |
| 2346 | CHLORAMBUCIL | Prescribing | RxCUI |
| 3008 | CYCLOSPORINE | Prescribing | RxCUI |
| 6851 | METHOTREXATE | Prescribing | RxCUI |
| 27169 | LEFLUNOMIDE | Prescribing | RxCUI |
| 35302 | SIROLIMUS | Prescribing | RxCUI |
| 42316 | TACROLIMUS | Prescribing | RxCUI |
| 42405 | MUROMONAB-CD3 | Prescribing | RxCUI |
| 68149 | MYCOPHENOLATE MOFETIL | Prescribing | RxCUI |
| 72435 | anakinra | Prescribing | RxCUI |
| 81770 | ZENAPAX | Prescribing | RxCUI |
| 92955 | AZATHIOPRINE INJECTABLE SOLUTION [IMURAN] | Prescribing | RxCUI |
| 94034 | CYCLOSPORINE INJECTABLE SOLUTION [SANDIMMUNE] | Prescribing | RxCUI |
| 94035 | CYCLOSPORINE ORAL SOLUTION [SANDIMMUNE] | Prescribing | RxCUI |
| 102953 | METHOTREXATE 10 MG ORAL TABLET [EMTEXATE] | Prescribing | RxCUI |
| 102954 | METHOTREXATE 2.5 MG/ML INJECTABLE SOLUTION [EMTEXATE] | Prescribing | RxCUI |
| 102955 | METHOTREXATE 25 MG/ML INJECTABLE SOLUTION [EMTEXATE] | Prescribing | RxCUI |
| 102956 | METHOTREXATE 100 MG/ML INJECTABLE SOLUTION [EMTEXATE] | Prescribing | RxCUI |
| 102957 | METHOTREXATE 50 MG/ML INJECTABLE SOLUTION [EMTEXATE] | Prescribing | RxCUI |
| 102958 | METHOTREXATE 2.5 MG/ML INJECTABLE SOLUTION [MAXTREX] | Prescribing | RxCUI |
| 102959 | METHOTREXATE 25 MG/ML INJECTABLE SOLUTION [MAXTREX] | Prescribing | RxCUI |
| 105553 | CHLORAMBUCIL 2 MG ORAL TABLET [LEUKERAN] | Prescribing | RxCUI |
| 105554 | CHLORAMBUCIL 5 MG ORAL TABLET [LEUKERAN] | Prescribing | RxCUI |
| 105585 | METHOTREXATE 2.5 MG ORAL TABLET | Prescribing | RxCUI |
| 105586 | METHOTREXATE 10 MG ORAL TABLET | Prescribing | RxCUI |
| 105587 | METHOTREXATE 2.5 MG ORAL TABLET [MAXTREX] | Prescribing | RxCUI |
| 105588 | METHOTREXATE 10 MG ORAL TABLET [MAXTREX] | Prescribing | RxCUI |
| 105589 | METHOTREXATE 100 MG/ML INJECTABLE SOLUTION | Prescribing | RxCUI |
| 105609 | AZATHIOPRINE 50 MG ORAL TABLET [AZAMUNE] | Prescribing | RxCUI |
| 105610 | AZATHIOPRINE 25 MG ORAL TABLET [IMURAN] | Prescribing | RxCUI |
| 105611 | AZATHIOPRINE 50 MG ORAL TABLET [IMURAN] | Prescribing | RxCUI |
| 105612 | AZATHIOPRINE 50 MG ORAL TABLET [IMMUNOPRIN] | Prescribing | RxCUI |
| 105613 | AZATHIOPRINE 50 MG ORAL TABLET [BERKAPRINE] | Prescribing | RxCUI |
| 108513 | TACROLIMUS 1 MG ORAL CAPSULE [PROGRAF] | Prescribing | RxCUI |
| 108514 | TACROLIMUS 5 MG ORAL CAPSULE [PROGRAF] | Prescribing | RxCUI |
| 108515 | 1 ML TACROLIMUS 5 MG/ML INJECTION [PROGRAF] | Prescribing | RxCUI |
| 108843 | CYCLOSPORINE 100 MG ORAL CAPSULE [NEORAL] | Prescribing | RxCUI |
| 108844 | CYCLOSPORINE 50 MG ORAL CAPSULE [NEORAL] | Prescribing | RxCUI |
| 108845 | CYCLOSPORINE 25 MG ORAL CAPSULE [NEORAL] | Prescribing | RxCUI |
| 108922 | AZATHIOPRINE 50 MG ORAL TABLET [OPRISINE] | Prescribing | RxCUI |

Appendix C.1. List of RxNorm Concept Unique Identifier (RXCUI), Logical Observation Identifiers Names and Codes (LOINC), International Classification of Diseases, Tenth Revision, Clinical Modification (ICD-10-CM), International Classification of Diseases, Tenth Revision, Procedure Coding System (ICD-10-PCS), Healthcare Common Procedure Coding System (HCPCS), and Current Procedural Terminology (CPT) Codes Used to Define Baseline Characteristics for this Request

| Code | Description | Code Category | Code Type |
|-------------|---|----------------------|------------------|
| 117055 | ALEMTUZUMAB | Prescribing | RxCUI |
| 121191 | RITUXIMAB | Prescribing | RxCUI |
| 141704 | EVEROLIMUS | Prescribing | RxCUI |
| 151397 | AZAMUNE | Prescribing | RxCUI |
| 151888 | IMMUNOPRIN | Prescribing | RxCUI |
| 152008 | MAXTREX | Prescribing | RxCUI |
| 152156 | OPRISINE | Prescribing | RxCUI |
| 152591 | MYCOPHENOLATE 250 MG ORAL CAPSULE [CELLCEPT] | Prescribing | RxCUI |
| 152633 | CELLCEPT | Prescribing | RxCUI |
| 153129 | AZATHIOPRINE 10 MG ORAL TABLET | Prescribing | RxCUI |
| 153130 | AZATHIOPRINE 10 MG ORAL TABLET [IMURAN] | Prescribing | RxCUI |
| 153754 | MYCOPHENOLATE 500 MG ORAL TABLET [CELLCEPT] | Prescribing | RxCUI |
| 190353 | DACLIZUMAB | Prescribing | RxCUI |
| 191831 | INFLIXIMAB | Prescribing | RxCUI |
| 196102 | BASILIXIMAB | Prescribing | RxCUI |
| 196463 | PROGRAF | Prescribing | RxCUI |
| 197388 | AZATHIOPRINE 50 MG ORAL TABLET | Prescribing | RxCUI |
| 197462 | CHLORAMBUCIL 2 MG ORAL TABLET | Prescribing | RxCUI |
| 197552 | CYCLOSPORINE 100 MG ORAL CAPSULE [SANDIMMUNE] | Prescribing | RxCUI |
| 197553 | CYCLOSPORINE 25 MG ORAL CAPSULE | Prescribing | RxCUI |
| 197931 | MERCAPTOPYRINE 50 MG ORAL TABLET | Prescribing | RxCUI |
| 198377 | TACROLIMUS 1 MG ORAL CAPSULE | Prescribing | RxCUI |
| 198378 | TACROLIMUS 5 MG ORAL CAPSULE | Prescribing | RxCUI |
| 198379 | 1 ML TACROLIMUS 5 MG/ML INJECTION | Prescribing | RxCUI |
| 199058 | MYCOPHENOLATE MOFETIL 250 MG ORAL CAPSULE | Prescribing | RxCUI |
| 199310 | AZATHIOPRINE 25 MG ORAL TABLET | Prescribing | RxCUI |
| 199311 | CHLORAMBUCIL 5 MG ORAL TABLET | Prescribing | RxCUI |
| 199766 | MERCAPTOPYRINE 10 MG ORAL TABLET | Prescribing | RxCUI |
| 200060 | MYCOPHENOLATE MOFETIL 500 MG ORAL TABLET | Prescribing | RxCUI |
| 200171 | DACLIZUMAB 5 MG/ML INJECTABLE SOLUTION | Prescribing | RxCUI |
| 202559 | IMURAN | Prescribing | RxCUI |
| 202816 | SANDIMMUNE | Prescribing | RxCUI |
| 202817 | NEORAL | Prescribing | RxCUI |
| 202994 | LEUKERAN | Prescribing | RxCUI |
| 205168 | CYCLOSPORINE 50 MG ORAL CAPSULE | Prescribing | RxCUI |
| 205175 | 5 ML CYCLOSPORINE 50 MG/ML INJECTION | Prescribing | RxCUI |
| 205284 | LEFLUNOMIDE 10 MG ORAL TABLET | Prescribing | RxCUI |
| 205285 | LEFLUNOMIDE 20 MG ORAL TABLET | Prescribing | RxCUI |
| 205286 | LEFLUNOMIDE 100 MG ORAL TABLET | Prescribing | RxCUI |
| 206788 | MERCAPTOPYRINE 50 MG ORAL TABLET [PURINETHOL] | Prescribing | RxCUI |

Appendix C.1. List of RxNorm Concept Unique Identifier (RXCUI), Logical Observation Identifiers Names and Codes (LOINC), International Classification of Diseases, Tenth Revision, Clinical Modification (ICD-10-CM), International Classification of Diseases, Tenth Revision, Procedure Coding System (ICD-10-PCS), Healthcare Common Procedure Coding System (HCPCS), and Current Procedural Terminology (CPT) Codes Used to Define Baseline Characteristics for this Request

| Code | Description | Code Category | Code Type |
|-------------|---|----------------------|------------------|
| 206950 | MUROMONAB-CD3 1 MG/ML INJECTABLE SOLUTION [ORTHOCLONE OKT3] | Prescribing | RxCUI |
| 207033 | METHOTREXATE 25 MG/ML INJECTABLE SOLUTION [FOLEX PFS] | Prescribing | RxCUI |
| 212810 | CYCLOSPORINE 25 MG ORAL CAPSULE [SANDIMMUNE] | Prescribing | RxCUI |
| 212821 | CYCLOSPORINE 50 MG ORAL CAPSULE [SANDIMMUNE] | Prescribing | RxCUI |
| 212844 | 5 ML CYCLOSPORINE 50 MG/ML INJECTION [SANDIMMUNE] | Prescribing | RxCUI |
| 212956 | CYCLOSPORINE 100 MG/ML ORAL SOLUTION [NEORAL] | Prescribing | RxCUI |
| 212957 | CYCLOSPORINE 100 MG/ML ORAL SOLUTION [SANDIMMUNE] | Prescribing | RxCUI |
| 212958 | CYCLOSPORINE 100 MG/ML ORAL SOLUTION [SANGCYA] | Prescribing | RxCUI |
| 213126 | RITUXIMAB 10 MG/ML INJECTABLE SOLUTION [RITUXAN] | Prescribing | RxCUI |
| 213177 | DACLIZUMAB 5 MG/ML INJECTABLE SOLUTION [ZENAPAX] | Prescribing | RxCUI |
| 213361 | INFLIXIMAB 100 MG INJECTION [REMICADE] | Prescribing | RxCUI |
| 213377 | LEFLUNOMIDE 10 MG ORAL TABLET [ARAVA] | Prescribing | RxCUI |
| 213379 | LEFLUNOMIDE 20 MG ORAL TABLET [ARAVA] | Prescribing | RxCUI |
| 213380 | LEFLUNOMIDE 100 MG ORAL TABLET [ARAVA] | Prescribing | RxCUI |
| 213394 | MYCOPHENOLATE MOFETIL 500 MG INJECTION [CELLCEPT] | Prescribing | RxCUI |
| 213563 | AZATHIOPRINE 10 MG/ML INJECTABLE SOLUTION [IMURAN] | Prescribing | RxCUI |
| 214555 | ETANERCEPT | Prescribing | RxCUI |
| 215393 | ARAVA | Prescribing | RxCUI |
| 216891 | ENBREL | Prescribing | RxCUI |
| 219513 | PURINETHOL | Prescribing | RxCUI |
| 219610 | REMICADE | Prescribing | RxCUI |
| 219800 | SANGCYA | Prescribing | RxCUI |
| 219912 | SIMULECT | Prescribing | RxCUI |
| 226692 | CYCLOSPORINE 10 MG ORAL CAPSULE | Prescribing | RxCUI |
| 226754 | RITUXAN | Prescribing | RxCUI |
| 227146 | BASILIXIMAB 4 MG/ML INJECTABLE SOLUTION [SIMULECT] | Prescribing | RxCUI |
| 227302 | ORTHOCLONE OKT3 | Prescribing | RxCUI |
| 235991 | ANHYDROUS TACROLIMUS | Prescribing | RxCUI |
| 236077 | CYCLOSPORINE, MODIFIED | Prescribing | RxCUI |
| 237112 | MYCOPHENOLATE MOFETIL HYDROCHLORIDE | Prescribing | RxCUI |
| 239983 | AZATHIOPRINE 100 MG INJECTION | Prescribing | RxCUI |
| 239984 | MUROMONAB-CD3 1 MG/ML INJECTABLE SOLUTION | Prescribing | RxCUI |
| 241834 | CYCLOSPORINE, MODIFIED 100 MG ORAL CAPSULE | Prescribing | RxCUI |
| 242435 | RITUXIMAB 10 MG/ML INJECTABLE SOLUTION | Prescribing | RxCUI |
| 245256 | METHOTREXATE 10 MG/ML INJECTABLE SOLUTION | Prescribing | RxCUI |
| 249898 | CHLORAMBUCIL 10 MG ORAL TABLET | Prescribing | RxCUI |
| 250936 | METHOTREXATE 500 MG INJECTABLE SOLUTION | Prescribing | RxCUI |
| 253014 | ETANERCEPT 25 MG/ML INJECTABLE SOLUTION | Prescribing | RxCUI |
| 258355 | RAPAMUNE | Prescribing | RxCUI |

Appendix C.1. List of RxNorm Concept Unique Identifier (RXCUI), Logical Observation Identifiers Names and Codes (LOINC), International Classification of Diseases, Tenth Revision, Clinical Modification (ICD-10-CM), International Classification of Diseases, Tenth Revision, Procedure Coding System (ICD-10-PCS), Healthcare Common Procedure Coding System (HCPCS), and Current Procedural Terminology (CPT) Codes Used to Define Baseline Characteristics for this Request

| Code | Description | Code Category | Code Type |
|-------------|---|----------------------|------------------|
| 261105 | ETANERCEPT 25 MG/ML INJECTABLE SOLUTION [ENBREL] | Prescribing | RxCUI |
| 261134 | TACROLIMUS 0.5 MG ORAL CAPSULE [PROGRAF] | Prescribing | RxCUI |
| 261236 | MYCOPHENOLATE 200 MG/ML ORAL SUSPENSION [CELLCEPT] | Prescribing | RxCUI |
| 261530 | GENGRAF | Prescribing | RxCUI |
| 265323 | MYCOPHENOLATE | Prescribing | RxCUI |
| 267476 | AZATHIOPRINE SODIUM | Prescribing | RxCUI |
| 283510 | METHOTREXATE 15 MG ORAL TABLET | Prescribing | RxCUI |
| 283511 | METHOTREXATE 5 MG ORAL TABLET | Prescribing | RxCUI |
| 283671 | METHOTREXATE 7.5 MG ORAL TABLET | Prescribing | RxCUI |
| 284064 | ALEMTUZUMAB 10 MG/ML INJECTABLE SOLUTION | Prescribing | RxCUI |
| 284592 | METHOTREXATE 5 MG ORAL TABLET [TREXALL] | Prescribing | RxCUI |
| 284593 | METHOTREXATE 10 MG ORAL TABLET [TREXALL] | Prescribing | RxCUI |
| 284594 | METHOTREXATE 7.5 MG ORAL TABLET [TREXALL] | Prescribing | RxCUI |
| 284595 | METHOTREXATE 15 MG ORAL TABLET [TREXALL] | Prescribing | RxCUI |
| 284679 | CAMPATH | Prescribing | RxCUI |
| 284900 | TREXALL | Prescribing | RxCUI |
| 287734 | METHOTREXATE SODIUM | Prescribing | RxCUI |
| 309627 | CYCLOSPORINE 100 MG ORAL CAPSULE [EON BRAND OF CYCLOSPORINE] | Prescribing | RxCUI |
| 309628 | CYCLOSPORINE 100 MG ORAL CAPSULE [GENGRAF] | Prescribing | RxCUI |
| 309629 | CYCLOSPORINE 25 MG ORAL CAPSULE [GENGRAF] | Prescribing | RxCUI |
| 309630 | CYCLOSPORINE 100 MG ORAL CAPSULE [SIDMAK BRAND OF CYCLOSPORINE] | Prescribing | RxCUI |
| 309631 | CYCLOSPORINE 25 MG ORAL CAPSULE [SIDMAK BRAND OF CYCLOSPORINE] | Prescribing | RxCUI |
| 309632 | CYCLOSPORINE 100 MG/ML ORAL SOLUTION | Prescribing | RxCUI |
| 310994 | INFLIXIMAB 100 MG INJECTION | Prescribing | RxCUI |
| 311624 | METHOTREXATE 15 MG/ML INJECTABLE SOLUTION | Prescribing | RxCUI |
| 311625 | METHOTREXATE 1000 MG INJECTION | Prescribing | RxCUI |
| 311626 | METHOTREXATE 12.5 MG/ML INJECTABLE SOLUTION | Prescribing | RxCUI |
| 311627 | METHOTREXATE 25 MG/ML INJECTABLE SOLUTION | Prescribing | RxCUI |
| 311880 | MYCOPHENOLATE MOFETIL 200 MG/ML ORAL SUSPENSION | Prescribing | RxCUI |
| 311881 | MYCOPHENOLATE MOFETIL 500 MG INJECTION | Prescribing | RxCUI |
| 313190 | TACROLIMUS 0.5 MG ORAL CAPSULE | Prescribing | RxCUI |
| 313873 | BASILIXIMAB 10 MG INJECTABLE SOLUTION | Prescribing | RxCUI |
| 313937 | CYCLOSPORINE 25 MG ORAL CAPSULE [EON BRAND OF CYCLOSPORINE] | Prescribing | RxCUI |
| 314230 | SIROLIMUS 1 MG/ML ORAL SOLUTION | Prescribing | RxCUI |
| 315148 | METHOTREXATE 2.5 MG/ML INJECTABLE SOLUTION | Prescribing | RxCUI |
| 315447 | AZATHIOPRINE 50 MG | Prescribing | RxCUI |

Appendix C.1. List of RxNorm Concept Unique Identifier (RXCUI), Logical Observation Identifiers Names and Codes (LOINC), International Classification of Diseases, Tenth Revision, Clinical Modification (ICD-10-CM), International Classification of Diseases, Tenth Revision, Procedure Coding System (ICD-10-PCS), Healthcare Common Procedure Coding System (HCPCS), and Current Procedural Terminology (CPT) Codes Used to Define Baseline Characteristics for this Request

| Code | Description | Code Category | Code Type |
|-------------|----------------------------------|----------------------|------------------|
| 315626 | CHLORAMBUCIL 2 MG | Prescribing | RxCUI |
| 315749 | CYCLOSPORINE 100 MG | Prescribing | RxCUI |
| 315750 | CYCLOSPORINE 100 MG/ML | Prescribing | RxCUI |
| 315751 | CYCLOSPORINE 25 MG | Prescribing | RxCUI |
| 315752 | CYCLOSPORINE 50 MG | Prescribing | RxCUI |
| 315753 | CYCLOSPORINE 50 MG/ML | Prescribing | RxCUI |
| 315755 | DACLIZUMAB 5 MG/ML | Prescribing | RxCUI |
| 316133 | LEFLUNOMIDE 10 MG | Prescribing | RxCUI |
| 316134 | LEFLUNOMIDE 20 MG | Prescribing | RxCUI |
| 316246 | MERCAPTOPYRINE 50 MG | Prescribing | RxCUI |
| 316316 | MYCOPHENOLATE MOFETIL 250 MG | Prescribing | RxCUI |
| 316317 | MYCOPHENOLATE MOFETIL 500 MG | Prescribing | RxCUI |
| 316648 | RITUXIMAB 10 MG/ML | Prescribing | RxCUI |
| 316758 | TACROLIMUS 1 MG | Prescribing | RxCUI |
| 316759 | TACROLIMUS 5 MG | Prescribing | RxCUI |
| 317399 | LEFLUNOMIDE 100 MG | Prescribing | RxCUI |
| 317432 | MUROMONAB-CD3 1 MG/ML | Prescribing | RxCUI |
| 317510 | TACROLIMUS 5 MG/ML | Prescribing | RxCUI |
| 327361 | ADALIMUMAB | Prescribing | RxCUI |
| 328160 | CYCLOSPORINE 100 MG ORAL CAPSULE | Prescribing | RxCUI |
| 328404 | METHOTREXATE 50 MG/ML | Prescribing | RxCUI |
| 328406 | METHOTREXATE 25 MG/ML | Prescribing | RxCUI |
| 328407 | METHOTREXATE 2.5 MG | Prescribing | RxCUI |
| 329313 | AZATHIOPRINE 25 MG | Prescribing | RxCUI |
| 330028 | METHOTREXATE 2.5 MG/ML | Prescribing | RxCUI |
| 330404 | TACROLIMUS 0.5 MG | Prescribing | RxCUI |
| 331549 | TACROLIMUS 0.001 MG/MG | Prescribing | RxCUI |
| 331550 | TACROLIMUS 0.0003 MG/MG | Prescribing | RxCUI |
| 331568 | METHOTREXATE 10 MG | Prescribing | RxCUI |
| 331569 | METHOTREXATE 15 MG | Prescribing | RxCUI |
| 331587 | MYCOPHENOLATE MOFETIL 200 MG/ML | Prescribing | RxCUI |
| 331665 | CHLORAMBUCIL 5 MG | Prescribing | RxCUI |
| 332204 | MERCAPTOPYRINE 10 MG | Prescribing | RxCUI |
| 332454 | METHOTREXATE 5 MG | Prescribing | RxCUI |
| 332455 | METHOTREXATE 7.5 MG | Prescribing | RxCUI |
| 332547 | MYCOPHENOLATE MOFETIL 6 MG/ML | Prescribing | RxCUI |
| 332752 | CHLORAMBUCIL 10 MG | Prescribing | RxCUI |
| 333296 | SIROLIMUS 1 MG/ML | Prescribing | RxCUI |
| 333493 | AZATHIOPRINE 10 MG/ML | Prescribing | RxCUI |
| 333494 | BASILIXIMAB 10 MG | Prescribing | RxCUI |

Appendix C.1. List of RxNorm Concept Unique Identifier (RXCUI), Logical Observation Identifiers Names and Codes (LOINC), International Classification of Diseases, Tenth Revision, Clinical Modification (ICD-10-CM), International Classification of Diseases, Tenth Revision, Procedure Coding System (ICD-10-PCS), Healthcare Common Procedure Coding System (HCPCS), and Current Procedural Terminology (CPT) Codes Used to Define Baseline Characteristics for this Request

| Code | Description | Code Category | Code Type |
|-------------|---|----------------------|------------------|
| 334051 | METHOTREXATE 10 MG/ML | Prescribing | RxCUI |
| 334294 | CYCLOSPORINE, MODIFIED 100 MG | Prescribing | RxCUI |
| 334421 | METHOTREXATE 500 MG | Prescribing | RxCUI |
| 342977 | ETANERCEPT 25 MG/ML | Prescribing | RxCUI |
| 343434 | ALEMTUZUMAB 10 MG/ML | Prescribing | RxCUI |
| 346335 | METHOTREXATE 12.5 MG/ML | Prescribing | RxCUI |
| 346424 | EMTEXATE | Prescribing | RxCUI |
| 348431 | CYCLOSPORINE 1000 MG/ML ORAL SOLUTION | Prescribing | RxCUI |
| 349208 | SIROLIMUS 1 MG ORAL TABLET | Prescribing | RxCUI |
| 349643 | EON BRAND OF CYCLOSPORINE | Prescribing | RxCUI |
| 349644 | SIDMAK BRAND OF CYCLOSPORINE | Prescribing | RxCUI |
| 350512 | SIROLIMUS 1 MG | Prescribing | RxCUI |
| 351290 | 0.8 ML ADALIMUMAB 50 MG/ML INJECTION | Prescribing | RxCUI |
| 351901 | SIROLIMUS 1 MG/ML ORAL SOLUTION [RAPAMUNE] | Prescribing | RxCUI |
| 351967 | ALEMTUZUMAB 10 MG/ML INJECTABLE SOLUTION [CAMPATH] | Prescribing | RxCUI |
| 351989 | SIROLIMUS 1 MG ORAL TABLET [RAPAMUNE] | Prescribing | RxCUI |
| 352334 | 0.8 ML ADALIMUMAB 50 MG/ML INJECTION [HUMIRA] | Prescribing | RxCUI |
| 352734 | Kineret | Prescribing | RxCUI |
| 353404 | MYCOPHENOLATE 250 MG | Prescribing | RxCUI |
| 353412 | MYCOPHENOLATE 500 MG | Prescribing | RxCUI |
| 353414 | MYCOPHENOLATE 200 MG/ML | Prescribing | RxCUI |
| 353484 | HUMIRA | Prescribing | RxCUI |
| 358693 | INFLIXIMAB 10 MG/ML | Prescribing | RxCUI |
| 358763 | CYCLOSPORINE 1000 MG/ML | Prescribing | RxCUI |
| 358817 | ADALIMUMAB 50 MG/ML | Prescribing | RxCUI |
| 358934 | CYCLOSPORINE 100 MG/ML ORAL SOLUTION [GENGRAF] | Prescribing | RxCUI |
| 358935 | CYCLOSPORINE 100 MG/ML ORAL SOLUTION [SIDMAK BRAND OF CYCLOSPORINE] | Prescribing | RxCUI |
| 359228 | AZATHIOPRINE 100 MG ORAL TABLET | Prescribing | RxCUI |
| 359229 | AZATHIOPRINE 75 MG ORAL TABLET | Prescribing | RxCUI |
| 359248 | BASILIXIMAB 10 MG INJECTABLE SOLUTION | Prescribing | RxCUI |
| 360110 | SIROLIMUS 2 MG ORAL TABLET | Prescribing | RxCUI |
| 360265 | AZATHIOPRINE 75 MG | Prescribing | RxCUI |
| 360266 | AZATHIOPRINE 100 MG | Prescribing | RxCUI |
| 360267 | BASILIXIMAB 10 MG | Prescribing | RxCUI |
| 360318 | SIROLIMUS 2 MG | Prescribing | RxCUI |
| 360547 | METHOTREXATE 100 MG/ML | Prescribing | RxCUI |
| 360562 | BERKAPRINE | Prescribing | RxCUI |
| 362547 | METHOTREXATE INJECTABLE SOLUTION [EMTEXATE] | Prescribing | RxCUI |
| 362559 | BASILIXIMAB INJECTABLE SOLUTION [SIMULECT] | Prescribing | RxCUI |

Appendix C.1. List of RxNorm Concept Unique Identifier (RXCUI), Logical Observation Identifiers Names and Codes (LOINC), International Classification of Diseases, Tenth Revision, Clinical Modification (ICD-10-CM), International Classification of Diseases, Tenth Revision, Procedure Coding System (ICD-10-PCS), Healthcare Common Procedure Coding System (HCPCS), and Current Procedural Terminology (CPT) Codes Used to Define Baseline Characteristics for this Request

| Code | Description | Code Category | Code Type |
|-------------|---|----------------------|------------------|
| 362736 | METHOTREXATE INJECTABLE SOLUTION [MAXTREX] | Prescribing | RxCUI |
| 362780 | ALEMTUZUMAB INJECTABLE SOLUTION [CAMPATH] | Prescribing | RxCUI |
| 362855 | DACLIZUMAB INJECTABLE SOLUTION [ZENAPAX] | Prescribing | RxCUI |
| 362879 | TACROLIMUS INJECTABLE SOLUTION [PROGRAF] | Prescribing | RxCUI |
| 362907 | RITUXIMAB INJECTABLE SOLUTION [RITUXAN] | Prescribing | RxCUI |
| 363166 | MYCOPHENOLATE MOFETIL INJECTABLE SOLUTION [CELLCEPT] | Prescribing | RxCUI |
| 363197 | ETANERCEPT INJECTABLE SOLUTION [ENBREL] | Prescribing | RxCUI |
| 363432 | METHOTREXATE INJECTABLE SOLUTION [FOLEX PFS] | Prescribing | RxCUI |
| 363437 | INFLIXIMAB INJECTABLE SOLUTION [REMICADE] | Prescribing | RxCUI |
| 363562 | ADALIMUMAB INJECTABLE SOLUTION [HUMIRA] | Prescribing | RxCUI |
| 363913 | CYCLOSPORINE ORAL SOLUTION [SIDMAK BRAND OF CYCLOSPORINE] | Prescribing | RxCUI |
| 363914 | CYCLOSPORINE ORAL SOLUTION [GENGRAF] | Prescribing | RxCUI |
| 363942 | CYCLOSPORINE ORAL SOLUTION [NEORAL] | Prescribing | RxCUI |
| 364418 | CYCLOSPORINE ORAL SOLUTION [SANGCYA] | Prescribing | RxCUI |
| 364904 | SIROLIMUS ORAL SOLUTION [RAPAMUNE] | Prescribing | RxCUI |
| 365853 | MYCOPHENOLATE ORAL SUSPENSION [CELLCEPT] | Prescribing | RxCUI |
| 366172 | CYCLOSPORINE ORAL CAPSULE [SIDMAK BRAND OF CYCLOSPORINE] | Prescribing | RxCUI |
| 366173 | CYCLOSPORINE ORAL CAPSULE [GENGRAF] | Prescribing | RxCUI |
| 366174 | CYCLOSPORINE ORAL CAPSULE [EON BRAND OF CYCLOSPORINE] | Prescribing | RxCUI |
| 366273 | TACROLIMUS ORAL CAPSULE [PROGRAF] | Prescribing | RxCUI |
| 366479 | CYCLOSPORINE ORAL CAPSULE [NEORAL] | Prescribing | RxCUI |
| 366488 | CYCLOSPORINE ORAL CAPSULE [SANDIMMUNE] | Prescribing | RxCUI |
| 366524 | MYCOPHENOLATE ORAL CAPSULE [CELLCEPT] | Prescribing | RxCUI |
| 368138 | METHOTREXATE ORAL TABLET [TREXALL] | Prescribing | RxCUI |
| 368214 | AZATHIOPRINE ORAL TABLET [IMURAN] | Prescribing | RxCUI |
| 368264 | LEFLUNOMIDE ORAL TABLET [ARAVA] | Prescribing | RxCUI |
| 368349 | CHLORAMBUCIL ORAL TABLET [LEUKERAN] | Prescribing | RxCUI |
| 368521 | AZATHIOPRINE ORAL TABLET [BERKAPRINE] | Prescribing | RxCUI |
| 368588 | METHOTREXATE ORAL TABLET [MAXTREX] | Prescribing | RxCUI |
| 368665 | METHOTREXATE ORAL TABLET [EMTEXATE] | Prescribing | RxCUI |
| 368672 | SIROLIMUS ORAL TABLET [RAPAMUNE] | Prescribing | RxCUI |
| 368861 | MERCAPTOPYRINE ORAL TABLET [PURINETHOL] | Prescribing | RxCUI |
| 369377 | MYCOPHENOLATE ORAL TABLET [CELLCEPT] | Prescribing | RxCUI |
| 369525 | AZATHIOPRINE ORAL TABLET [AZAMUNE] | Prescribing | RxCUI |
| 369534 | AZATHIOPRINE ORAL TABLET [IMMUNOPRIN] | Prescribing | RxCUI |
| 370973 | AZATHIOPRINE ORAL TABLET | Prescribing | RxCUI |
| 371375 | CHLORAMBUCIL ORAL TABLET | Prescribing | RxCUI |
| 371666 | CYCLOSPORINE ORAL CAPSULE | Prescribing | RxCUI |
| 371667 | CYCLOSPORINE ORAL SOLUTION | Prescribing | RxCUI |
| 372570 | LEFLUNOMIDE ORAL TABLET | Prescribing | RxCUI |

Appendix C.1. List of RxNorm Concept Unique Identifier (RXCUI), Logical Observation Identifiers Names and Codes (LOINC), International Classification of Diseases, Tenth Revision, Clinical Modification (ICD-10-CM), International Classification of Diseases, Tenth Revision, Procedure Coding System (ICD-10-PCS), Healthcare Common Procedure Coding System (HCPCS), and Current Procedural Terminology (CPT) Codes Used to Define Baseline Characteristics for this Request

| Code | Description | Code Category | Code Type |
|-------------|---|----------------------|------------------|
| 372782 | MERCAPTOPYRINE ORAL TABLET | Prescribing | RxCUI |
| 372835 | METHOTREXATE INJECTABLE SOLUTION | Prescribing | RxCUI |
| 372836 | METHOTREXATE ORAL TABLET | Prescribing | RxCUI |
| 372973 | MUROMONAB-CD3 INJECTABLE SOLUTION | Prescribing | RxCUI |
| 374015 | TACROLIMUS ORAL CAPSULE | Prescribing | RxCUI |
| 374573 | CYCLOSPORINE INJECTABLE SOLUTION | Prescribing | RxCUI |
| 374667 | MYCOPHENOLATE MOFETIL ORAL TABLET | Prescribing | RxCUI |
| 374670 | MYCOPHENOLATE MOFETIL ORAL SUSPENSION | Prescribing | RxCUI |
| 375278 | SIROLIMUS ORAL SOLUTION | Prescribing | RxCUI |
| 375463 | AZATHIOPRINE INJECTABLE SOLUTION | Prescribing | RxCUI |
| 376670 | MYCOPHENOLATE MOFETIL INJECTABLE SOLUTION | Prescribing | RxCUI |
| 376873 | INFLIXIMAB INJECTABLE SOLUTION | Prescribing | RxCUI |
| 377119 | TACROLIMUS INJECTABLE SOLUTION | Prescribing | RxCUI |
| 377149 | BASILIXIMAB INJECTABLE SOLUTION | Prescribing | RxCUI |
| 377159 | DACLIZUMAB INJECTABLE SOLUTION | Prescribing | RxCUI |
| 377259 | RITUXIMAB INJECTABLE SOLUTION | Prescribing | RxCUI |
| 378277 | SIROLIMUS ORAL TABLET | Prescribing | RxCUI |
| 378757 | ALEMTUZUMAB INJECTABLE SOLUTION | Prescribing | RxCUI |
| 378758 | ADALIMUMAB INJECTABLE SOLUTION | Prescribing | RxCUI |
| 379060 | MYCOPHENOLATE MOFETIL ORAL CAPSULE | Prescribing | RxCUI |
| 380984 | METHOTREXATE 15 MG/ML | Prescribing | RxCUI |
| 385098 | ETANERCEPT INJECTABLE SOLUTION | Prescribing | RxCUI |
| 385562 | AZATHIOPRINE 10 MG | Prescribing | RxCUI |
| 385602 | CYCLOSPORINE 10 MG | Prescribing | RxCUI |
| 402708 | MUROMONAB-CD3 INJECTABLE SOLUTION [ORTHOCLONE OKT3] | Prescribing | RxCUI |
| 403109 | AZATHIOPRINE ORAL TABLET [OPRISINE] | Prescribing | RxCUI |
| 404351 | AZATHIOPRINE 50 MG ORAL TABLET [AZASAN] | Prescribing | RxCUI |
| 404432 | SIROLIMUS 2 MG ORAL TABLET [RAPAMUNE] | Prescribing | RxCUI |
| 404475 | AZATHIOPRINE 75 MG ORAL TABLET [AZASAN] | Prescribing | RxCUI |
| 404476 | AZATHIOPRINE 100 MG ORAL TABLET [AZASAN] | Prescribing | RxCUI |
| 404872 | AZASAN | Prescribing | RxCUI |
| 405819 | AZATHIOPRINE ORAL TABLET [AZASAN] | Prescribing | RxCUI |
| 408142 | MYCOPHENOLATE SODIUM | Prescribing | RxCUI |
| 410148 | AZATHIOPRINE 250 MG ORAL CAPSULE | Prescribing | RxCUI |
| 411288 | CHLORAMBUCIL 2 MG ORAL CAPSULE | Prescribing | RxCUI |
| 414999 | MYCOPHENOLATE MOFETIL 25 MG/ML INJECTABLE SOLUTION | Prescribing | RxCUI |
| 415045 | METHOTREXATE 5 MG/ML INJECTABLE SOLUTION | Prescribing | RxCUI |
| 415046 | METHOTREXATE 7.5 MG/ML INJECTABLE SOLUTION | Prescribing | RxCUI |
| 415063 | METHOTREXATE 7.46 MG/ML INJECTABLE SOLUTION | Prescribing | RxCUI |
| 427807 | TACROLIMUS 5 MG ORAL TABLET | Prescribing | RxCUI |

Appendix C.1. List of RxNorm Concept Unique Identifier (RXCUI), Logical Observation Identifiers Names and Codes (LOINC), International Classification of Diseases, Tenth Revision, Clinical Modification (ICD-10-CM), International Classification of Diseases, Tenth Revision, Procedure Coding System (ICD-10-PCS), Healthcare Common Procedure Coding System (HCPCS), and Current Procedural Terminology (CPT) Codes Used to Define Baseline Characteristics for this Request

| Code | Description | Code Category | Code Type |
|-------------|--|----------------------|------------------|
| 427808 | TACROLIMUS 1 MG ORAL TABLET | Prescribing | RxCUI |
| 433833 | MYCOPHENOLATE 180 MG ENTERIC COATED TABLET | Prescribing | RxCUI |
| 433834 | MYCOPHENOLATE 360 MG ENTERIC COATED TABLET | Prescribing | RxCUI |
| 434684 | AZATHIOPRINE 250 MG | Prescribing | RxCUI |
| 434685 | AZATHIOPRINE ORAL CAPSULE | Prescribing | RxCUI |
| 438413 | CHLORAMBUCIL ORAL CAPSULE | Prescribing | RxCUI |
| 446560 | MYCOPHENOLATE 180 MG | Prescribing | RxCUI |
| 446561 | MYCOPHENOLATE ENTERIC COATED TABLET | Prescribing | RxCUI |
| 446562 | MYCOPHENOLATE 360 MG | Prescribing | RxCUI |
| 451557 | METHOTREXATE 7.46 MG/ML | Prescribing | RxCUI |
| 451875 | TACROLIMUS ORAL TABLET | Prescribing | RxCUI |
| 451938 | METHOTREXATE 5 MG/ML | Prescribing | RxCUI |
| 451941 | METHOTREXATE 7.5 MG/ML | Prescribing | RxCUI |
| 452791 | MYCOPHENOLATE MOFETIL 25 MG/ML | Prescribing | RxCUI |
| 484288 | TACROLIMUS MONOHYDRATE | Prescribing | RxCUI |
| 485018 | MYCOPHENOLATE 180 MG | Prescribing | RxCUI |
| 485022 | MYCOPHENOLATE 360 MG | Prescribing | RxCUI |
| 485515 | ALEMTUZUMAB 30 MG/ML | Prescribing | RxCUI |
| 485516 | ALEMTUZUMAB 30 MG/ML INJECTABLE SOLUTION | Prescribing | RxCUI |
| 486331 | CYCLOSPORINE 100 MG/ML [SANDIMMUNE] | Prescribing | RxCUI |
| 491604 | RHEUMATREX | Prescribing | RxCUI |
| 541580 | MYCOPHENOLATE 180 MG [MYFORTIC] | Prescribing | RxCUI |
| 541585 | MYCOPHENOLATE 360 MG [MYFORTIC] | Prescribing | RxCUI |
| 543437 | ALEMTUZUMAB 30 MG/ML [CAMPATH] | Prescribing | RxCUI |
| 543438 | ALEMTUZUMAB 30 MG/ML INJECTABLE SOLUTION [CAMPATH] | Prescribing | RxCUI |
| 562142 | MYCOPHENOLATE ORAL CAPSULE | Prescribing | RxCUI |
| 562143 | MYCOPHENOLATE 250 MG ORAL CAPSULE | Prescribing | RxCUI |
| 562174 | MYCOPHENOLATE ORAL TABLET | Prescribing | RxCUI |
| 562175 | MYCOPHENOLATE 500 MG ORAL TABLET | Prescribing | RxCUI |
| 562700 | MYCOPHENOLATE ORAL SUSPENSION | Prescribing | RxCUI |
| 562701 | MYCOPHENOLATE 200 MG/ML ORAL SUSPENSION | Prescribing | RxCUI |
| 563189 | METHOTREXATE 10 MG [EMTEXATE] | Prescribing | RxCUI |
| 563190 | METHOTREXATE 2.5 MG/ML [EMTEXATE] | Prescribing | RxCUI |
| 563191 | METHOTREXATE 25 MG/ML [EMTEXATE] | Prescribing | RxCUI |
| 563192 | METHOTREXATE 100 MG/ML [EMTEXATE] | Prescribing | RxCUI |
| 563193 | METHOTREXATE 50 MG/ML [EMTEXATE] | Prescribing | RxCUI |
| 563194 | METHOTREXATE 2.5 MG/ML [MAXTREX] | Prescribing | RxCUI |
| 563195 | METHOTREXATE 25 MG/ML [MAXTREX] | Prescribing | RxCUI |
| 564080 | CHLORAMBUCIL 2 MG [LEUKERAN] | Prescribing | RxCUI |
| 564081 | CHLORAMBUCIL 5 MG [LEUKERAN] | Prescribing | RxCUI |

Appendix C.1. List of RxNorm Concept Unique Identifier (RXCUI), Logical Observation Identifiers Names and Codes (LOINC), International Classification of Diseases, Tenth Revision, Clinical Modification (ICD-10-CM), International Classification of Diseases, Tenth Revision, Procedure Coding System (ICD-10-PCS), Healthcare Common Procedure Coding System (HCPCS), and Current Procedural Terminology (CPT) Codes Used to Define Baseline Characteristics for this Request

| Code | Description | Code Category | Code Type |
|-------------|--|----------------------|------------------|
| 564104 | METHOTREXATE 2.5 MG [MAXTREX] | Prescribing | RxCUI |
| 564105 | METHOTREXATE 10 MG [MAXTREX] | Prescribing | RxCUI |
| 564118 | AZATHIOPRINE 50 MG [AZAMUNE] | Prescribing | RxCUI |
| 564119 | AZATHIOPRINE 25 MG [IMURAN] | Prescribing | RxCUI |
| 564120 | AZATHIOPRINE 50 MG [IMURAN] | Prescribing | RxCUI |
| 564121 | AZATHIOPRINE 50 MG [IMMUNOPRIN] | Prescribing | RxCUI |
| 564122 | AZATHIOPRINE 50 MG [BERKAPRINE] | Prescribing | RxCUI |
| 564557 | TACROLIMUS 1 MG [PROGRAF] | Prescribing | RxCUI |
| 564558 | TACROLIMUS 5 MG [PROGRAF] | Prescribing | RxCUI |
| 564559 | TACROLIMUS 5 MG/ML [PROGRAF] | Prescribing | RxCUI |
| 564618 | CYCLOSPORINE 100 MG [NEORAL] | Prescribing | RxCUI |
| 564619 | CYCLOSPORINE 50 MG [NEORAL] | Prescribing | RxCUI |
| 564620 | CYCLOSPORINE 25 MG [NEORAL] | Prescribing | RxCUI |
| 564655 | AZATHIOPRINE 50 MG [OPRISINE] | Prescribing | RxCUI |
| 564992 | MYCOPHENOLATE 250 MG [CELLCEPT] | Prescribing | RxCUI |
| 565180 | AZATHIOPRINE 10 MG [IMURAN] | Prescribing | RxCUI |
| 565378 | MYCOPHENOLATE 500 MG [CELLCEPT] | Prescribing | RxCUI |
| 565430 | CYCLOSPORINE 100 MG [SANDIMMUNE] | Prescribing | RxCUI |
| 567599 | MERCAPTOPYRIMIDINE 50 MG [PURINETHOL] | Prescribing | RxCUI |
| 567751 | MUROMONAB-CD3 1 MG/ML [ORTHOCLONE OKT3] | Prescribing | RxCUI |
| 567829 | METHOTREXATE 25 MG/ML [FOLEX PFS] | Prescribing | RxCUI |
| 572889 | CYCLOSPORINE 25 MG [SANDIMMUNE] | Prescribing | RxCUI |
| 572895 | CYCLOSPORINE 50 MG [SANDIMMUNE] | Prescribing | RxCUI |
| 572915 | CYCLOSPORINE 50 MG/ML [SANDIMMUNE] | Prescribing | RxCUI |
| 572918 | CYCLOSPORINE 100 MG/ML [NEORAL] | Prescribing | RxCUI |
| 572919 | CYCLOSPORINE 100 MG/ML [SANGCYA] | Prescribing | RxCUI |
| 573051 | RITUXIMAB 10 MG/ML [RITUXAN] | Prescribing | RxCUI |
| 573100 | DACLIZUMAB 5 MG/ML [ZENAPAX] | Prescribing | RxCUI |
| 573255 | INFLIXIMAB 10 MG/ML [REMICADE] | Prescribing | RxCUI |
| 573271 | LEFLUNOMIDE 10 MG [ARAVA] | Prescribing | RxCUI |
| 573273 | LEFLUNOMIDE 20 MG [ARAVA] | Prescribing | RxCUI |
| 573274 | LEFLUNOMIDE 100 MG [ARAVA] | Prescribing | RxCUI |
| 573288 | MYCOPHENOLATE MOFETIL 6 MG/ML [CELLCEPT] | Prescribing | RxCUI |
| 573446 | AZATHIOPRINE 10 MG/ML [IMURAN] | Prescribing | RxCUI |
| 574069 | BASILIXIMAB 4 MG/ML [SIMULECT] | Prescribing | RxCUI |
| 574352 | ETANERCEPT 25 MG/ML [ENBREL] | Prescribing | RxCUI |
| 574378 | TACROLIMUS 0.5 MG [PROGRAF] | Prescribing | RxCUI |
| 574465 | MYCOPHENOLATE 200 MG/ML [CELLCEPT] | Prescribing | RxCUI |
| 575019 | METHOTREXATE 5 MG [Trexall] | Prescribing | RxCUI |
| 575020 | METHOTREXATE 10 MG [Trexall] | Prescribing | RxCUI |

Appendix C.1. List of RxNorm Concept Unique Identifier (RXCUI), Logical Observation Identifiers Names and Codes (LOINC), International Classification of Diseases, Tenth Revision, Clinical Modification (ICD-10-CM), International Classification of Diseases, Tenth Revision, Procedure Coding System (ICD-10-PCS), Healthcare Common Procedure Coding System (HCPCS), and Current Procedural Terminology (CPT) Codes Used to Define Baseline Characteristics for this Request

| Code | Description | Code Category | Code Type |
|-------------|---|----------------------|------------------|
| 575021 | METHOTREXATE 7.5 MG [Trexall] | Prescribing | RxCUI |
| 575022 | METHOTREXATE 15 MG [Trexall] | Prescribing | RxCUI |
| 575103 | CYCLOSPORINE 100 MG [EON Brand of Cyclosporine] | Prescribing | RxCUI |
| 575104 | CYCLOSPORINE 100 MG [Gengraf] | Prescribing | RxCUI |
| 575105 | CYCLOSPORINE 25 MG [Gengraf] | Prescribing | RxCUI |
| 575106 | CYCLOSPORINE 100 MG [Sidmak Brand of Cyclosporine] | Prescribing | RxCUI |
| 575107 | CYCLOSPORINE 25 MG [Sidmak Brand of Cyclosporine] | Prescribing | RxCUI |
| 575200 | CYCLOSPORINE 25 MG [EON Brand of Cyclosporine] | Prescribing | RxCUI |
| 575659 | SIROLIMUS 1 MG/ML [Rapamune] | Prescribing | RxCUI |
| 575719 | ALEMTUZUMAB 10 MG/ML [Campath] | Prescribing | RxCUI |
| 575733 | SIROLIMUS 1 MG [Rapamune] | Prescribing | RxCUI |
| 576023 | ADALIMUMAB 50 MG/ML [Humira] | Prescribing | RxCUI |
| 576050 | CYCLOSPORINE 100 MG/ML [Gengraf] | Prescribing | RxCUI |
| 576051 | CYCLOSPORINE 100 MG/ML [Sidmak Brand of Cyclosporine] | Prescribing | RxCUI |
| 576332 | AZATHIOPRINE 50 MG [Azasan] | Prescribing | RxCUI |
| 576390 | SIROLIMUS 2 MG [Rapamune] | Prescribing | RxCUI |
| 576426 | AZATHIOPRINE 75 MG [Azasan] | Prescribing | RxCUI |
| 576427 | AZATHIOPRINE 100 MG [Azasan] | Prescribing | RxCUI |
| 579567 | MYCOPHENOLATE 180 MG | Prescribing | RxCUI |
| 579568 | MYCOPHENOLATE ENTERIC COATED TABLET | Prescribing | RxCUI |
| 579569 | MYCOPHENOLATE 180 MG ENTERIC COATED TABLET | Prescribing | RxCUI |
| 579571 | MYCOPHENOLATE 180 MG [Myfortic] | Prescribing | RxCUI |
| 579572 | MYCOPHENOLATE ENTERIC COATED TABLET [Myfortic] | Prescribing | RxCUI |
| 579573 | MYCOPHENOLATE 180 MG ENTERIC COATED TABLET [Myfortic] | Prescribing | RxCUI |
| 579574 | MYCOPHENOLATE 360 MG [Myfortic] | Prescribing | RxCUI |
| 579575 | MYCOPHENOLATE ENTERIC COATED TABLET [Myfortic] | Prescribing | RxCUI |
| 579576 | MYCOPHENOLATE 360 MG ENTERIC COATED TABLET [Myfortic] | Prescribing | RxCUI |
| 579780 | METHOTREXATE 2.5 MG [Rheumatrex] | Prescribing | RxCUI |
| 579781 | METHOTREXATE ORAL TABLET [Rheumatrex] | Prescribing | RxCUI |
| 579782 | METHOTREXATE 2.5 MG ORAL TABLET [Rheumatrex] | Prescribing | RxCUI |
| 582670 | ETANERCEPT 50 MG/ML | Prescribing | RxCUI |
| 582671 | ETANERCEPT 50 MG/ML INJECTABLE SOLUTION | Prescribing | RxCUI |
| 582672 | ETANERCEPT 50 MG/ML [Enbrel] | Prescribing | RxCUI |
| 582673 | ETANERCEPT 50 MG/ML INJECTABLE SOLUTION [Enbrel] | Prescribing | RxCUI |
| 583287 | CYCLOSPORINE | Prescribing | RxCUI |
| 583288 | CYCLOSPORINE 100 MG [Cyclosporine] | Prescribing | RxCUI |
| 583289 | CYCLOSPORINE ORAL CAPSULE [Cyclosporine] | Prescribing | RxCUI |
| 583290 | CYCLOSPORINE 100 MG ORAL CAPSULE [Cyclosporine] | Prescribing | RxCUI |
| 591781 | ECULIZUMAB | Prescribing | RxCUI |
| 596872 | MYCOPHENOLATE EXTENDED RELEASE ENTERIC COATED TABLET | Prescribing | RxCUI |

Appendix C.1. List of RxNorm Concept Unique Identifier (RXCUI), Logical Observation Identifiers Names and Codes (LOINC), International Classification of Diseases, Tenth Revision, Clinical Modification (ICD-10-CM), International Classification of Diseases, Tenth Revision, Procedure Coding System (ICD-10-PCS), Healthcare Common Procedure Coding System (HCPCS), and Current Procedural Terminology (CPT) Codes Used to Define Baseline Characteristics for this Request

| Code | Description | Code Category | Code Type |
|-------------|---|----------------------|------------------|
| 596873 | MYCOPHENOLATE 180 MG EXTENDED RELEASE ENTERIC COATED TABLET | Prescribing | RxCUI |
| 607377 | ABATACEPT | Prescribing | RxCUI |
| 607379 | ABATACEPT 10 MG/ML | Prescribing | RxCUI |
| 607380 | ABATACEPT INJECTABLE SOLUTION | Prescribing | RxCUI |
| 607381 | ABATACEPT 10 MG/ML INJECTABLE SOLUTION | Prescribing | RxCUI |
| 612865 | TOCILIZUMAB | Prescribing | RxCUI |
| 614391 | ABATACEPT | Prescribing | RxCUI |
| 616011 | ORENCIA | Prescribing | RxCUI |
| 616014 | ABATACEPT 25 MG/ML | Prescribing | RxCUI |
| 616015 | ABATACEPT 250 MG INJECTION | Prescribing | RxCUI |
| 616016 | ABATACEPT 25 MG/ML [ORENCIA] | Prescribing | RxCUI |
| 616017 | ABATACEPT INJECTABLE SOLUTION [ORENCIA] | Prescribing | RxCUI |
| 616018 | ABATACEPT 250 MG INJECTION [ORENCIA] | Prescribing | RxCUI |
| 616206 | ABATACEPT 10 MG/ML [ORENCIA] | Prescribing | RxCUI |
| 616207 | ABATACEPT 10 MG/ML INJECTABLE SOLUTION [ORENCIA] | Prescribing | RxCUI |
| 616433 | MYCOPHENOLATE MOFETIL 500 MG [CELLCEPT] | Prescribing | RxCUI |
| 616434 | MYCOPHENOLATE MOFETIL ORAL TABLET [CELLCEPT] | Prescribing | RxCUI |
| 616435 | MYCOPHENOLATE MOFETIL 500 MG ORAL TABLET [CELLCEPT] | Prescribing | RxCUI |
| 616442 | MYCOPHENOLATE MOFETIL 200 MG/ML [CELLCEPT] | Prescribing | RxCUI |
| 616443 | MYCOPHENOLATE MOFETIL ORAL SUSPENSION [CELLCEPT] | Prescribing | RxCUI |
| 616444 | MYCOPHENOLATE MOFETIL 200 MG/ML ORAL SUSPENSION [CELLCEPT] | Prescribing | RxCUI |
| 616445 | MYCOPHENOLATE MOFETIL 250 MG [CELLCEPT] | Prescribing | RxCUI |
| 616446 | MYCOPHENOLATE MOFETIL ORAL CAPSULE [CELLCEPT] | Prescribing | RxCUI |
| 616447 | MYCOPHENOLATE MOFETIL 250 MG ORAL CAPSULE [CELLCEPT] | Prescribing | RxCUI |
| 616448 | MYCOPHENOLATE ENTERIC COATED TABLET [MYFORTIC] | Prescribing | RxCUI |
| 616449 | MYCOPHENOLATE 360 MG ENTERIC COATED TABLET [MYFORTIC] | Prescribing | RxCUI |
| 616450 | MYCOPHENOLATE 180 MG ENTERIC COATED TABLET [MYFORTIC] | Prescribing | RxCUI |
| 657797 | TEMSIROLIMUS | Prescribing | RxCUI |
| 670048 | MYCOPHENOLATE 180 MG | Prescribing | RxCUI |
| 670049 | MYCOPHENOLATE 180 MG ENTERIC COATED TABLET | Prescribing | RxCUI |
| 670050 | MYCOPHENOLATE 360 MG | Prescribing | RxCUI |
| 670051 | MYCOPHENOLATE 360 MG ENTERIC COATED TABLET | Prescribing | RxCUI |
| 670177 | CYCLOSPORINE 50 MG/ML ORAL SOLUTION | Prescribing | RxCUI |
| 680973 | SOLIRIS | Prescribing | RxCUI |
| 700382 | ECULIZUMAB 10 MG/ML | Prescribing | RxCUI |
| 700383 | ECULIZUMAB INJECTABLE SOLUTION | Prescribing | RxCUI |
| 700384 | 30 ML ECULIZUMAB 10 MG/ML INJECTION | Prescribing | RxCUI |
| 700385 | ECULIZUMAB 10 MG/ML [SOLIRIS] | Prescribing | RxCUI |

Appendix C.1. List of RxNorm Concept Unique Identifier (RXCUI), Logical Observation Identifiers Names and Codes (LOINC), International Classification of Diseases, Tenth Revision, Clinical Modification (ICD-10-CM), International Classification of Diseases, Tenth Revision, Procedure Coding System (ICD-10-PCS), Healthcare Common Procedure Coding System (HCPCS), and Current Procedural Terminology (CPT) Codes Used to Define Baseline Characteristics for this Request

| Code | Description | Code Category | Code Type |
|-------------|--|----------------------|------------------|
| 700386 | ECULIZUMAB INJECTABLE SOLUTION [SOLIRIS] | Prescribing | RxCUI |
| 700387 | 30 ML ECULIZUMAB 10 MG/ML INJECTION [SOLIRIS] | Prescribing | RxCUI |
| 701337 | AZATHIOPRINE 25 MG [AZASAN] | Prescribing | RxCUI |
| 701338 | AZATHIOPRINE 25 MG ORAL TABLET [AZASAN] | Prescribing | RxCUI |
| 709271 | CERTOLIZUMAB PEGOL | Prescribing | RxCUI |
| 712566 | OFATUMUMAB | Prescribing | RxCUI |
| 722287 | TEMSIROLIMUS 25 MG/ML | Prescribing | RxCUI |
| 722288 | TEMSIROLIMUS INJECTABLE SOLUTION | Prescribing | RxCUI |
| 722289 | 1.2 ML TEMSIROLIMUS 25 MG/ML INJECTION | Prescribing | RxCUI |
| 723805 | TORISEL | Prescribing | RxCUI |
| 725106 | TEMSIROLIMUS 25 MG/ML [TORISEL] | Prescribing | RxCUI |
| 725107 | TEMSIROLIMUS INJECTABLE SOLUTION [TORISEL] | Prescribing | RxCUI |
| 725108 | 1.2 ML TEMSIROLIMUS 25 MG/ML INJECTION [TORISEL] | Prescribing | RxCUI |
| 727702 | ADALIMUMAB PREFILLED SYRINGE | Prescribing | RxCUI |
| 727703 | 0.8 ML ADALIMUMAB 50 MG/ML PREFILLED SYRINGE | Prescribing | RxCUI |
| 727704 | ADALIMUMAB PREFILLED SYRINGE [HUMIRA] | Prescribing | RxCUI |
| 727705 | 0.8 ML ADALIMUMAB 50 MG/ML PREFILLED SYRINGE [HUMIRA] | Prescribing | RxCUI |
| 727708 | anakinra Prefilled Syringe | Prescribing | RxCUI |
| 727710 | anakinra 149 MG/ML | Prescribing | RxCUI |
| 727711 | 0.67 ML anakinra 149 MG/ML Prefilled Syringe | Prescribing | RxCUI |
| 727712 | anakinra 149 MG/ML [Kineret] | Prescribing | RxCUI |
| 727713 | anakinra Prefilled Syringe [Kineret] | Prescribing | RxCUI |
| 727714 | 0.67 ML anakinra 149 MG/ML Prefilled Syringe [Kineret] | Prescribing | RxCUI |
| 727756 | ETANERCEPT PREFILLED SYRINGE | Prescribing | RxCUI |
| 727757 | 1 ML ETANERCEPT 50 MG/ML PREFILLED SYRINGE | Prescribing | RxCUI |
| 727903 | ETANERCEPT 20 MG/ML | Prescribing | RxCUI |
| 727904 | 0.51 ML ETANERCEPT 20 MG/ML PREFILLED SYRINGE | Prescribing | RxCUI |
| 763450 | RILONACEPT | Prescribing | RxCUI |
| 763451 | RILONACEPT 80 MG/ML | Prescribing | RxCUI |
| 763452 | RILONACEPT INJECTABLE SOLUTION | Prescribing | RxCUI |
| 763453 | RILONACEPT 220 MG INJECTION | Prescribing | RxCUI |
| 763454 | ARCALYST | Prescribing | RxCUI |
| 763455 | RILONACEPT 80 MG/ML [ARCALYST] | Prescribing | RxCUI |
| 763456 | RILONACEPT INJECTABLE SOLUTION [ARCALYST] | Prescribing | RxCUI |
| 763457 | RILONACEPT 220 MG INJECTION [ARCALYST] | Prescribing | RxCUI |
| 763564 | 0.4 ML ADALIMUMAB 50 MG/ML PREFILLED SYRINGE | Prescribing | RxCUI |
| 763565 | 0.4 ML ADALIMUMAB 50 MG/ML PREFILLED SYRINGE [HUMIRA] | Prescribing | RxCUI |
| 795079 | CERTOLIZUMAB PEGOL 200 MG/ML | Prescribing | RxCUI |
| 795080 | CERTOLIZUMAB PEGOL INJECTABLE SOLUTION | Prescribing | RxCUI |
| 795081 | CERTOLIZUMAB PEGOL 200 MG INJECTION | Prescribing | RxCUI |

Appendix C.1. List of RxNorm Concept Unique Identifier (RXCUI), Logical Observation Identifiers Names and Codes (LOINC), International Classification of Diseases, Tenth Revision, Clinical Modification (ICD-10-CM), International Classification of Diseases, Tenth Revision, Procedure Coding System (ICD-10-PCS), Healthcare Common Procedure Coding System (HCPCS), and Current Procedural Terminology (CPT) Codes Used to Define Baseline Characteristics for this Request

| Code | Description | Code Category | Code Type |
|-------------|--|----------------------|------------------|
| 795082 | CIMZIA | Prescribing | RxCUI |
| 795083 | CERTOLIZUMAB PEGOL 200 MG/ML [CIMZIA] | Prescribing | RxCUI |
| 795084 | CERTOLIZUMAB PEGOL INJECTABLE SOLUTION [CIMZIA] | Prescribing | RxCUI |
| 795085 | CERTOLIZUMAB PEGOL 200 MG INJECTION [CIMZIA] | Prescribing | RxCUI |
| 802651 | ETANERCEPT PREFILLED SYRINGE [ENBREL] | Prescribing | RxCUI |
| 802652 | 1 ML ETANERCEPT 50 MG/ML PREFILLED SYRINGE [ENBREL] | Prescribing | RxCUI |
| 802653 | 1 ML ETANERCEPT 50 MG/ML PREFILLED SYRINGE | Prescribing | RxCUI |
| 802654 | 1 ML ETANERCEPT 50 MG/ML PREFILLED SYRINGE [ENBREL] | Prescribing | RxCUI |
| 809158 | 0.5 ML ETANERCEPT 50 MG/ML PREFILLED SYRINGE | Prescribing | RxCUI |
| 809159 | 0.5 ML ETANERCEPT 50 MG/ML PREFILLED SYRINGE [ENBREL] | Prescribing | RxCUI |
| 819300 | GOLIMUMAB | Prescribing | RxCUI |
| 825169 | {6 (0.8 ML ADALIMUMAB 50 MG/ML PREFILLED SYRINGE) } PACK | Prescribing | RxCUI |
| 825170 | {6 (0.8 ML ADALIMUMAB 50 MG/ML AUTO-INJECTOR [HUMIRA]) } PACK [HUMIRA PEN - CROHN'S DISEASE STARTER PACK] | Prescribing | RxCUI |
| 828264 | ALEMTUZUMAB 0.3 MG/ML | Prescribing | RxCUI |
| 828265 | 1 ML ALEMTUZUMAB 30 MG/ML INJECTION | Prescribing | RxCUI |
| 828266 | ALEMTUZUMAB 0.3 MG/ML [CAMPATH] | Prescribing | RxCUI |
| 828267 | 1 ML ALEMTUZUMAB 30 MG/ML INJECTION [CAMPATH] | Prescribing | RxCUI |
| 835787 | CYCLOSPORINE, MODIFIED 100 MG [GENGRAF] | Prescribing | RxCUI |
| 835835 | CYCLOSPORINE, MODIFIED 100 MG ORAL CAPSULE [GENGRAF] | Prescribing | RxCUI |
| 835885 | CYCLOSPORINE, MODIFIED 100 MG/ML | Prescribing | RxCUI |
| 835886 | CYCLOSPORINE, MODIFIED 100 MG/ML ORAL SOLUTION | Prescribing | RxCUI |
| 835887 | CYCLOSPORINE, MODIFIED 100 MG/ML [GENGRAF] | Prescribing | RxCUI |
| 835892 | CYCLOSPORINE, MODIFIED 100 MG/ML ORAL SOLUTION [GENGRAF] | Prescribing | RxCUI |
| 835893 | CYCLOSPORINE, MODIFIED 25 MG | Prescribing | RxCUI |
| 835894 | CYCLOSPORINE, MODIFIED 25 MG ORAL CAPSULE | Prescribing | RxCUI |
| 835895 | CYCLOSPORINE, MODIFIED 25 MG [GENGRAF] | Prescribing | RxCUI |
| 835896 | CYCLOSPORINE, MODIFIED 25 MG ORAL CAPSULE [GENGRAF] | Prescribing | RxCUI |
| 835897 | CYCLOSPORINE, MODIFIED 100 MG/ML [NEORAL] | Prescribing | RxCUI |
| 835899 | CYCLOSPORINE, MODIFIED 100 MG/ML ORAL SOLUTION [NEORAL] | Prescribing | RxCUI |
| 835900 | CYCLOSPORINE, MODIFIED 100 MG [NEORAL] | Prescribing | RxCUI |
| 835901 | CYCLOSPORINE, MODIFIED 25 MG [NEORAL] | Prescribing | RxCUI |
| 835909 | CYCLOSPORINE, MODIFIED 25 MG ORAL CAPSULE [NEORAL] | Prescribing | RxCUI |
| 835911 | CYCLOSPORINE, MODIFIED 100 MG ORAL CAPSULE [NEORAL] | Prescribing | RxCUI |
| 835918 | CYCLOSPORINE, MODIFIED 10 MG | Prescribing | RxCUI |
| 835919 | CYCLOSPORINE, MODIFIED 10 MG ORAL CAPSULE | Prescribing | RxCUI |
| 835924 | CYCLOSPORINE, MODIFIED 50 MG | Prescribing | RxCUI |
| 835925 | CYCLOSPORINE, MODIFIED 50 MG ORAL CAPSULE | Prescribing | RxCUI |
| 845505 | EVEROLIMUS 10 MG | Prescribing | RxCUI |
| 845506 | EVEROLIMUS ORAL TABLET | Prescribing | RxCUI |

Appendix C.1. List of RxNorm Concept Unique Identifier (RXCUI), Logical Observation Identifiers Names and Codes (LOINC), International Classification of Diseases, Tenth Revision, Clinical Modification (ICD-10-CM), International Classification of Diseases, Tenth Revision, Procedure Coding System (ICD-10-PCS), Healthcare Common Procedure Coding System (HCPCS), and Current Procedural Terminology (CPT) Codes Used to Define Baseline Characteristics for this Request

| Code | Description | Code Category | Code Type |
|-------------|--|----------------------|------------------|
| 845507 | EVEROLIMUS 10 MG ORAL TABLET | Prescribing | RxCUI |
| 845508 | {28 (EVEROLIMUS 10 MG ORAL TABLET) } PACK | Prescribing | RxCUI |
| 845509 | AFINITOR | Prescribing | RxCUI |
| 845510 | EVEROLIMUS 10 MG [AFINITOR] | Prescribing | RxCUI |
| 845511 | EVEROLIMUS ORAL TABLET [AFINITOR] | Prescribing | RxCUI |
| 845512 | EVEROLIMUS 10 MG ORAL TABLET [AFINITOR] | Prescribing | RxCUI |
| 845514 | EVEROLIMUS 5 MG | Prescribing | RxCUI |
| 845515 | EVEROLIMUS 5 MG ORAL TABLET | Prescribing | RxCUI |
| 845516 | {28 (EVEROLIMUS 5 MG ORAL TABLET) } PACK | Prescribing | RxCUI |
| 845517 | EVEROLIMUS 5 MG [AFINITOR] | Prescribing | RxCUI |
| 845518 | EVEROLIMUS 5 MG ORAL TABLET [AFINITOR] | Prescribing | RxCUI |
| 848158 | GOLIMUMAB 100 MG/ML | Prescribing | RxCUI |
| 848159 | GOLIMUMAB PREFILLED SYRINGE | Prescribing | RxCUI |
| 848160 | 0.5 ML GOLIMUMAB 100 MG/ML PREFILLED SYRINGE | Prescribing | RxCUI |
| 848161 | SIMPONI | Prescribing | RxCUI |
| 848162 | GOLIMUMAB 100 MG/ML [SIMPONI] | Prescribing | RxCUI |
| 848163 | GOLIMUMAB PREFILLED SYRINGE [SIMPONI] | Prescribing | RxCUI |
| 848164 | 0.5 ML GOLIMUMAB 100 MG/ML PREFILLED SYRINGE [SIMPONI] | Prescribing | RxCUI |
| 849596 | CERTOLIZUMAB PEGOL PREFILLED SYRINGE | Prescribing | RxCUI |
| 849597 | 1 ML CERTOLIZUMAB PEGOL 200 MG/ML PREFILLED SYRINGE | Prescribing | RxCUI |
| 849598 | CERTOLIZUMAB PEGOL PREFILLED SYRINGE [CIMZIA] | Prescribing | RxCUI |
| 849599 | 1 ML CERTOLIZUMAB PEGOL 200 MG/ML PREFILLED SYRINGE | Prescribing | RxCUI |
| 853491 | CANAKINUMAB | Prescribing | RxCUI |
| 853492 | CANAKINUMAB 150 MG/ML | Prescribing | RxCUI |
| 853493 | CANAKINUMAB INJECTABLE SOLUTION | Prescribing | RxCUI |
| 853494 | CANAKINUMAB 180 MG INJECTION | Prescribing | RxCUI |
| 853495 | ILARIS | Prescribing | RxCUI |
| 853496 | CANAKINUMAB 150 MG/ML [ILARIS] | Prescribing | RxCUI |
| 853497 | CANAKINUMAB INJECTABLE SOLUTION [ILARIS] | Prescribing | RxCUI |
| 853498 | CANAKINUMAB 180 MG INJECTION [ILARIS] | Prescribing | RxCUI |
| 876298 | OFATUMUMAB 10 MG/ML | Prescribing | RxCUI |
| 876299 | OFATUMUMAB INJECTABLE SOLUTION | Prescribing | RxCUI |
| 876300 | OFATUMUMAB 10 MG/ML INJECTABLE SOLUTION | Prescribing | RxCUI |
| 876301 | ARZERRA | Prescribing | RxCUI |
| 876302 | OFATUMUMAB 10 MG/ML [ARZERRA] | Prescribing | RxCUI |
| 876303 | OFATUMUMAB INJECTABLE SOLUTION [ARZERRA] | Prescribing | RxCUI |
| 876304 | OFATUMUMAB 10 MG/ML INJECTABLE SOLUTION [ARZERRA] | Prescribing | RxCUI |
| 877009 | OFATUMUMAB 20 MG/ML | Prescribing | RxCUI |
| 877010 | OFATUMUMAB 20 MG/ML INJECTABLE SOLUTION | Prescribing | RxCUI |
| 877011 | OFATUMUMAB 20 MG/ML [ARZERRA] | Prescribing | RxCUI |

Appendix C.1. List of RxNorm Concept Unique Identifier (RXCUI), Logical Observation Identifiers Names and Codes (LOINC), International Classification of Diseases, Tenth Revision, Clinical Modification (ICD-10-CM), International Classification of Diseases, Tenth Revision, Procedure Coding System (ICD-10-PCS), Healthcare Common Procedure Coding System (HCPCS), and Current Procedural Terminology (CPT) Codes Used to Define Baseline Characteristics for this Request

| Code | Description | Code Category | Code Type |
|-------------|--|----------------------|------------------|
| 877012 | OFATUMUMAB 20 MG/ML INJECTABLE SOLUTION [ARZERRA] | Prescribing | RxCUI |
| 895758 | TOCILIZUMAB 20 MG/ML | Prescribing | RxCUI |
| 895759 | TOCILIZUMAB INJECTABLE SOLUTION | Prescribing | RxCUI |
| 895760 | TOCILIZUMAB 20 MG/ML INJECTABLE SOLUTION | Prescribing | RxCUI |
| 895761 | ACTEMRA | Prescribing | RxCUI |
| 895762 | TOCILIZUMAB 20 MG/ML [ACTEMRA] | Prescribing | RxCUI |
| 895763 | TOCILIZUMAB INJECTABLE SOLUTION [ACTEMRA] | Prescribing | RxCUI |
| 895764 | TOCILIZUMAB 20 MG/ML INJECTABLE SOLUTION [ACTEMRA] | Prescribing | RxCUI |
| 905157 | SIROLIMUS 0.5 MG | Prescribing | RxCUI |
| 905158 | SIROLIMUS 0.5 MG ORAL TABLET | Prescribing | RxCUI |
| 905159 | SIROLIMUS 0.5 MG [RAPAMUNE] | Prescribing | RxCUI |
| 905160 | SIROLIMUS 0.5 MG ORAL TABLET [RAPAMUNE] | Prescribing | RxCUI |
| 977426 | EVEROLIMUS 0.25 MG | Prescribing | RxCUI |
| 977427 | EVEROLIMUS 0.25 MG ORAL TABLET | Prescribing | RxCUI |
| 977428 | ZORTRESS | Prescribing | RxCUI |
| 977429 | EVEROLIMUS 0.25 MG [ZORTRESS] | Prescribing | RxCUI |
| 977430 | EVEROLIMUS ORAL TABLET [ZORTRESS] | Prescribing | RxCUI |
| 977431 | EVEROLIMUS 0.25 MG ORAL TABLET [ZORTRESS] | Prescribing | RxCUI |
| 977433 | EVEROLIMUS 0.5 MG | Prescribing | RxCUI |
| 977434 | EVEROLIMUS 0.5 MG ORAL TABLET | Prescribing | RxCUI |
| 977435 | EVEROLIMUS 0.5 MG [ZORTRESS] | Prescribing | RxCUI |
| 977436 | EVEROLIMUS 0.5 MG ORAL TABLET [ZORTRESS] | Prescribing | RxCUI |
| 977437 | EVEROLIMUS 0.75 MG | Prescribing | RxCUI |
| 977438 | EVEROLIMUS 0.75 MG ORAL TABLET | Prescribing | RxCUI |
| 977439 | EVEROLIMUS 0.75 MG [ZORTRESS] | Prescribing | RxCUI |
| 977440 | EVEROLIMUS 0.75 MG ORAL TABLET [ZORTRESS] | Prescribing | RxCUI |
| 993784 | TEMSIROLIMUS 10 MG/ML | Prescribing | RxCUI |
| 993785 | TEMSIROLIMUS 10 MG/ML INJECTABLE SOLUTION | Prescribing | RxCUI |
| 998188 | EVEROLIMUS 2.5 MG | Prescribing | RxCUI |
| 998189 | EVEROLIMUS 2.5 MG ORAL TABLET | Prescribing | RxCUI |
| 998190 | EVEROLIMUS 2.5 MG [AFINITOR] | Prescribing | RxCUI |
| 998191 | EVEROLIMUS 2.5 MG ORAL TABLET [AFINITOR] | Prescribing | RxCUI |
| 1092437 | BELIMUMAB | Prescribing | RxCUI |
| 1092438 | BELIMUMAB 80 MG/ML | Prescribing | RxCUI |
| 1092439 | BELIMUMAB INJECTABLE SOLUTION | Prescribing | RxCUI |
| 1092440 | BELIMUMAB 80 MG/ML INJECTABLE SOLUTION | Prescribing | RxCUI |
| 1092441 | BENLYSTA | Prescribing | RxCUI |
| 1092442 | BELIMUMAB 80 MG/ML [BENLYSTA] | Prescribing | RxCUI |
| 1092443 | BELIMUMAB INJECTABLE SOLUTION [BENLYSTA] | Prescribing | RxCUI |
| 1092444 | BELIMUMAB 80 MG/ML INJECTABLE SOLUTION [BENLYSTA] | Prescribing | RxCUI |

Appendix C.1. List of RxNorm Concept Unique Identifier (RXCU), Logical Observation Identifiers Names and Codes (LOINC), International Classification of Diseases, Tenth Revision, Clinical Modification (ICD-10-CM), International Classification of Diseases, Tenth Revision, Procedure Coding System (ICD-10-PCS), Healthcare Common Procedure Coding System (HCPCS), and Current Procedural Terminology (CPT) Codes Used to Define Baseline Characteristics for this Request

| Code | Description | Code Category | Code Type |
|---------|--|---------------|-----------|
| 1112973 | BELATACEPT | Prescribing | RxCUI |
| 1112974 | BELATACEPT 25 MG/ML | Prescribing | RxCUI |
| 1112975 | BELATACEPT INJECTABLE SOLUTION | Prescribing | RxCUI |
| 1112976 | BELATACEPT 250 MG INJECTION | Prescribing | RxCUI |
| 1112977 | NULOJIX | Prescribing | RxCUI |
| 1112978 | BELATACEPT 25 MG/ML [NULOJIX] | Prescribing | RxCUI |
| 1112979 | BELATACEPT INJECTABLE SOLUTION [NULOJIX] | Prescribing | RxCUI |
| 1112980 | BELATACEPT 250 MG INJECTION [NULOJIX] | Prescribing | RxCUI |
| 1119399 | EVEROLIMUS 7.5 MG | Prescribing | RxCUI |
| 1119400 | EVEROLIMUS 7.5 MG ORAL TABLET | Prescribing | RxCUI |
| 1119401 | EVEROLIMUS 7.5 MG [AFINITOR] | Prescribing | RxCUI |
| 1119402 | EVEROLIMUS 7.5 MG ORAL TABLET [AFINITOR] | Prescribing | RxCUI |
| 1145927 | ABATACEPT 125 MG/ML | Prescribing | RxCUI |
| 1145928 | ABATACEPT PREFILLED SYRINGE | Prescribing | RxCUI |
| 1145929 | 1 ML ABATACEPT 125 MG/ML PREFILLED SYRINGE | Prescribing | RxCUI |
| 1145930 | ABATACEPT 125 MG/ML [ORENCIA] | Prescribing | RxCUI |
| 1145931 | ABATACEPT PREFILLED SYRINGE [ORENCIA] | Prescribing | RxCUI |
| 1145932 | 1 ML ABATACEPT 125 MG/ML PREFILLED SYRINGE [ORENCIA] | Prescribing | RxCUI |
| 1150117 | {8 (METHOTREXATE 2.5 MG ORAL TABLET) } PACK | Prescribing | RxCUI |
| 1150118 | {8 (METHOTREXATE 2.5 MG ORAL TABLET [RHEUMATREX]) } PACK [RHEUMATREX DOSE PACK 8] | Prescribing | RxCUI |
| 1151834 | DACLIZUMAB INJECTABLE PRODUCT | Prescribing | RxCUI |
| 1153038 | CHLORAMBUCIL ORAL PRODUCT | Prescribing | RxCUI |
| 1153039 | CHLORAMBUCIL PILL | Prescribing | RxCUI |
| 1155000 | AZATHIOPRINE INJECTABLE PRODUCT | Prescribing | RxCUI |
| 1155001 | AZATHIOPRINE ORAL PRODUCT | Prescribing | RxCUI |
| 1155002 | AZATHIOPRINE PILL | Prescribing | RxCUI |
| 1155316 | BELATACEPT INJECTABLE PRODUCT | Prescribing | RxCUI |
| 1156186 | CYCLOSPORINE INJECTABLE PRODUCT | Prescribing | RxCUI |
| 1156188 | CYCLOSPORINE ORAL LIQUID PRODUCT | Prescribing | RxCUI |
| 1156189 | CYCLOSPORINE ORAL PRODUCT | Prescribing | RxCUI |
| 1156190 | CYCLOSPORINE PILL | Prescribing | RxCUI |
| 1156388 | MUROMONAB-CD3 INJECTABLE PRODUCT | Prescribing | RxCUI |
| 1156606 | CANAKINUMAB INJECTABLE PRODUCT | Prescribing | RxCUI |
| 1156809 | ETANERCEPT INJECTABLE PRODUCT | Prescribing | RxCUI |
| 1157438 | RILONACEPT INJECTABLE PRODUCT | Prescribing | RxCUI |
| 1157701 | anakinra Injectable Product | Prescribing | RxCUI |
| 1157808 | GOLIMUMAB INJECTABLE PRODUCT | Prescribing | RxCUI |
| 1157869 | MYCOPHENOLATE MOFETIL INJECTABLE PRODUCT | Prescribing | RxCUI |
| 1157870 | MYCOPHENOLATE MOFETIL ORAL LIQUID PRODUCT | Prescribing | RxCUI |

Appendix C.1. List of RxNorm Concept Unique Identifier (RXCUI), Logical Observation Identifiers Names and Codes (LOINC), International Classification of Diseases, Tenth Revision, Clinical Modification (ICD-10-CM), International Classification of Diseases, Tenth Revision, Procedure Coding System (ICD-10-PCS), Healthcare Common Procedure Coding System (HCPCS), and Current Procedural Terminology (CPT) Codes Used to Define Baseline Characteristics for this Request

| Code | Description | Code Category | Code Type |
|-------------|---------------------------------------|----------------------|------------------|
| 1157871 | MYCOPHENOLATE MOFETIL ORAL PRODUCT | Prescribing | RxCUI |
| 1157872 | MYCOPHENOLATE MOFETIL PILL | Prescribing | RxCUI |
| 1157967 | RITUXIMAB INJECTABLE PRODUCT | Prescribing | RxCUI |
| 1158757 | SIROLIMUS ORAL LIQUID PRODUCT | Prescribing | RxCUI |
| 1158758 | SIROLIMUS ORAL PRODUCT | Prescribing | RxCUI |
| 1158759 | SIROLIMUS PILL | Prescribing | RxCUI |
| 1159396 | BASILIXIMAB INJECTABLE PRODUCT | Prescribing | RxCUI |
| 1159402 | BELIMUMAB INJECTABLE PRODUCT | Prescribing | RxCUI |
| 1159554 | OFATUMUMAB INJECTABLE PRODUCT | Prescribing | RxCUI |
| 1160692 | INFLIXIMAB INJECTABLE PRODUCT | Prescribing | RxCUI |
| 1161226 | CERTOLIZUMAB PEGOL INJECTABLE PRODUCT | Prescribing | RxCUI |
| 1161281 | ECULIZUMAB INJECTABLE PRODUCT | Prescribing | RxCUI |
| 1161488 | TEMSIROLIMUS INJECTABLE PRODUCT | Prescribing | RxCUI |
| 1162235 | METHOTREXATE INJECTABLE PRODUCT | Prescribing | RxCUI |
| 1162236 | METHOTREXATE ORAL PRODUCT | Prescribing | RxCUI |
| 1162237 | METHOTREXATE PILL | Prescribing | RxCUI |
| 1162566 | LEFLUNOMIDE ORAL PRODUCT | Prescribing | RxCUI |
| 1162567 | LEFLUNOMIDE PILL | Prescribing | RxCUI |
| 1162729 | TOCILIZUMAB INJECTABLE PRODUCT | Prescribing | RxCUI |
| 1163066 | ABATACEPT INJECTABLE PRODUCT | Prescribing | RxCUI |
| 1163655 | TACROLIMUS INJECTABLE PRODUCT | Prescribing | RxCUI |
| 1163691 | ADALIMUMAB INJECTABLE PRODUCT | Prescribing | RxCUI |
| 1163786 | EVEROLIMUS ORAL PRODUCT | Prescribing | RxCUI |
| 1163787 | EVEROLIMUS PILL | Prescribing | RxCUI |
| 1164202 | TACROLIMUS ORAL PRODUCT | Prescribing | RxCUI |
| 1164203 | TACROLIMUS PILL | Prescribing | RxCUI |
| 1164265 | ALEMTUZUMAB INJECTABLE PRODUCT | Prescribing | RxCUI |
| 1165710 | MERCAPTOPYRINE ORAL PRODUCT | Prescribing | RxCUI |
| 1165711 | MERCAPTOPYRINE PILL | Prescribing | RxCUI |
| 1166066 | LEUKERAN ORAL PRODUCT | Prescribing | RxCUI |
| 1166067 | LEUKERAN PILL | Prescribing | RxCUI |
| 1166213 | CELLCEPT INJECTABLE PRODUCT | Prescribing | RxCUI |
| 1166214 | CELLCEPT ORAL LIQUID PRODUCT | Prescribing | RxCUI |
| 1166215 | CELLCEPT ORAL PRODUCT | Prescribing | RxCUI |
| 1166216 | CELLCEPT PILL | Prescribing | RxCUI |
| 1167137 | ILARIS INJECTABLE PRODUCT | Prescribing | RxCUI |
| 1167775 | IMMUNOPRIN ORAL PRODUCT | Prescribing | RxCUI |
| 1167776 | IMMUNOPRIN PILL | Prescribing | RxCUI |
| 1169167 | ACTEMRA INJECTABLE PRODUCT | Prescribing | RxCUI |
| 1169824 | GENGRAF ORAL LIQUID PRODUCT | Prescribing | RxCUI |

Appendix C.1. List of RxNorm Concept Unique Identifier (RXCUI), Logical Observation Identifiers Names and Codes (LOINC), International Classification of Diseases, Tenth Revision, Clinical Modification (ICD-10-CM), International Classification of Diseases, Tenth Revision, Procedure Coding System (ICD-10-PCS), Healthcare Common Procedure Coding System (HCPCS), and Current Procedural Terminology (CPT) Codes Used to Define Baseline Characteristics for this Request

| Code | Description | Code Category | Code Type |
|-------------|------------------------------|----------------------|------------------|
| 1169825 | GENGRAF ORAL PRODUCT | Prescribing | RxCUI |
| 1169826 | GENGRAF PILL | Prescribing | RxCUI |
| 1170095 | ARAVA ORAL PRODUCT | Prescribing | RxCUI |
| 1170096 | ARAVA PILL | Prescribing | RxCUI |
| 1170102 | ARCALYST INJECTABLE PRODUCT | Prescribing | RxCUI |
| 1170741 | Kineret Injectable Product | Prescribing | RxCUI |
| 1170885 | CIMZIA INJECTABLE PRODUCT | Prescribing | RxCUI |
| 1171445 | ARZERRA INJECTABLE PRODUCT | Prescribing | RxCUI |
| 1171464 | BENLYSTA INJECTABLE PRODUCT | Prescribing | RxCUI |
| 1171992 | HUMIRA INJECTABLE PRODUCT | Prescribing | RxCUI |
| 1172006 | IMURAN ORAL PRODUCT | Prescribing | RxCUI |
| 1172007 | IMURAN PILL | Prescribing | RxCUI |
| 1172066 | AFINITOR ORAL PRODUCT | Prescribing | RxCUI |
| 1172067 | AFINITOR PILL | Prescribing | RxCUI |
| 1172211 | BERKAPRINE ORAL PRODUCT | Prescribing | RxCUI |
| 1172212 | BERKAPRINE PILL | Prescribing | RxCUI |
| 1172298 | CAMPATH INJECTABLE PRODUCT | Prescribing | RxCUI |
| 1174462 | CYSLOSPORINE ORAL PRODUCT | Prescribing | RxCUI |
| 1174463 | CYSLOSPORINE PILL | Prescribing | RxCUI |
| 1175944 | EMTEXATE INJECTABLE PRODUCT | Prescribing | RxCUI |
| 1175945 | EMTEXATE ORAL PRODUCT | Prescribing | RxCUI |
| 1175946 | EMTEXATE PILL | Prescribing | RxCUI |
| 1175957 | ENBREL INJECTABLE PRODUCT | Prescribing | RxCUI |
| 1176316 | AZAMUNE ORAL PRODUCT | Prescribing | RxCUI |
| 1176317 | AZAMUNE PILL | Prescribing | RxCUI |
| 1176318 | AZASAN ORAL PRODUCT | Prescribing | RxCUI |
| 1176319 | AZASAN PILL | Prescribing | RxCUI |
| 1177701 | RAPAMUNE ORAL LIQUID PRODUCT | Prescribing | RxCUI |
| 1177702 | RAPAMUNE ORAL PRODUCT | Prescribing | RxCUI |
| 1177703 | RAPAMUNE PILL | Prescribing | RxCUI |
| 1178590 | TORISEL INJECTABLE PRODUCT | Prescribing | RxCUI |
| 1178807 | NULOJIX INJECTABLE PRODUCT | Prescribing | RxCUI |
| 1179677 | TREXALL ORAL PRODUCT | Prescribing | RxCUI |
| 1179678 | TREXALL PILL | Prescribing | RxCUI |
| 1180662 | PROGRAF INJECTABLE PRODUCT | Prescribing | RxCUI |
| 1180663 | PROGRAF ORAL PRODUCT | Prescribing | RxCUI |
| 1180664 | PROGRAF PILL | Prescribing | RxCUI |
| 1180726 | REMICADE INJECTABLE PRODUCT | Prescribing | RxCUI |
| 1181672 | NEORAL ORAL LIQUID PRODUCT | Prescribing | RxCUI |
| 1181673 | NEORAL ORAL PRODUCT | Prescribing | RxCUI |

Appendix C.1. List of RxNorm Concept Unique Identifier (RXCUI), Logical Observation Identifiers Names and Codes (LOINC), International Classification of Diseases, Tenth Revision, Clinical Modification (ICD-10-CM), International Classification of Diseases, Tenth Revision, Procedure Coding System (ICD-10-PCS), Healthcare Common Procedure Coding System (HCPCS), and Current Procedural Terminology (CPT) Codes Used to Define Baseline Characteristics for this Request

| Code | Description | Code Category | Code Type |
|-------------|--|----------------------|------------------|
| 1181674 | NEORAL PILL | Prescribing | RxCUI |
| 1182311 | OPRISINE ORAL PRODUCT | Prescribing | RxCUI |
| 1182312 | OPRISINE PILL | Prescribing | RxCUI |
| 1182643 | SIMPONI INJECTABLE PRODUCT | Prescribing | RxCUI |
| 1182652 | SIMULECT INJECTABLE PRODUCT | Prescribing | RxCUI |
| 1182738 | MAXTREX INJECTABLE PRODUCT | Prescribing | RxCUI |
| 1182739 | MAXTREX ORAL PRODUCT | Prescribing | RxCUI |
| 1182740 | MAXTREX PILL | Prescribing | RxCUI |
| 1183068 | RHEUMATREX ORAL PRODUCT | Prescribing | RxCUI |
| 1183069 | RHEUMATREX PILL | Prescribing | RxCUI |
| 1183583 | PURINETHOL ORAL PRODUCT | Prescribing | RxCUI |
| 1183584 | PURINETHOL PILL | Prescribing | RxCUI |
| 1183963 | ORENCIA INJECTABLE PRODUCT | Prescribing | RxCUI |
| 1184532 | ORTHOCLONE OKT3 INJECTABLE PRODUCT | Prescribing | RxCUI |
| 1184826 | SOLIRIS INJECTABLE PRODUCT | Prescribing | RxCUI |
| 1185345 | RITUXAN INJECTABLE PRODUCT | Prescribing | RxCUI |
| 1185408 | SANDIMMUNE INJECTABLE PRODUCT | Prescribing | RxCUI |
| 1185409 | SANDIMMUNE ORAL LIQUID PRODUCT | Prescribing | RxCUI |
| 1185410 | SANDIMMUNE ORAL PRODUCT | Prescribing | RxCUI |
| 1185411 | SANDIMMUNE PILL | Prescribing | RxCUI |
| 1185971 | SANGCYA ORAL LIQUID PRODUCT | Prescribing | RxCUI |
| 1185972 | SANGCYA ORAL PRODUCT | Prescribing | RxCUI |
| 1186316 | ZORTRESS ORAL PRODUCT | Prescribing | RxCUI |
| 1186317 | ZORTRESS PILL | Prescribing | RxCUI |
| 1187246 | ZENAPAX INJECTABLE PRODUCT | Prescribing | RxCUI |
| 1235236 | HECORIA | Prescribing | RxCUI |
| 1235237 | TACROLIMUS 0.5 MG [HECORIA] | Prescribing | RxCUI |
| 1235238 | TACROLIMUS ORAL CAPSULE [HECORIA] | Prescribing | RxCUI |
| 1235239 | HECORIA ORAL PRODUCT | Prescribing | RxCUI |
| 1235240 | HECORIA PILL | Prescribing | RxCUI |
| 1235241 | TACROLIMUS 0.5 MG ORAL CAPSULE [HECORIA] | Prescribing | RxCUI |
| 1235242 | TACROLIMUS 1 MG [HECORIA] | Prescribing | RxCUI |
| 1235243 | TACROLIMUS 1 MG ORAL CAPSULE [HECORIA] | Prescribing | RxCUI |
| 1235244 | TACROLIMUS 5 MG [HECORIA] | Prescribing | RxCUI |
| 1235245 | TACROLIMUS 5 MG ORAL CAPSULE [HECORIA] | Prescribing | RxCUI |
| 1308425 | EVEROLIMUS 0.08 MG/ML | Prescribing | RxCUI |
| 1308426 | EVEROLIMUS ORAL LIQUID PRODUCT | Prescribing | RxCUI |
| 1308427 | EVEROLIMUS ORAL SUSPENSION | Prescribing | RxCUI |
| 1308428 | EVEROLIMUS 2 MG TABLET FOR ORAL SUSPENSION | Prescribing | RxCUI |
| 1308429 | EVEROLIMUS 0.12 MG/ML | Prescribing | RxCUI |

Appendix C.1. List of RxNorm Concept Unique Identifier (RXCUI), Logical Observation Identifiers Names and Codes (LOINC), International Classification of Diseases, Tenth Revision, Clinical Modification (ICD-10-CM), International Classification of Diseases, Tenth Revision, Procedure Coding System (ICD-10-PCS), Healthcare Common Procedure Coding System (HCPCS), and Current Procedural Terminology (CPT) Codes Used to Define Baseline Characteristics for this Request

| Code | Description | Code Category | Code Type |
|-------------|---|----------------------|------------------|
| 1308430 | EVEROLIMUS 3 MG TABLET FOR ORAL SUSPENSION | Prescribing | RxCUI |
| 1308431 | EVEROLIMUS 0.2 MG/ML | Prescribing | RxCUI |
| 1308432 | EVEROLIMUS 5 MG TABLET FOR ORAL SUSPENSION | Prescribing | RxCUI |
| 1310135 | EVEROLIMUS 0.08 MG/ML [AFINITOR] | Prescribing | RxCUI |
| 1310136 | EVEROLIMUS ORAL SUSPENSION [AFINITOR] | Prescribing | RxCUI |
| 1310137 | AFINITOR ORAL LIQUID PRODUCT | Prescribing | RxCUI |
| 1310138 | EVEROLIMUS 2 MG TABLET FOR ORAL SUSPENSION [AFINITOR] | Prescribing | RxCUI |
| 1310143 | EVEROLIMUS 0.12 MG/ML [AFINITOR] | Prescribing | RxCUI |
| 1310144 | EVEROLIMUS 3 MG TABLET FOR ORAL SUSPENSION [AFINITOR] | Prescribing | RxCUI |
| 1310146 | EVEROLIMUS 0.2 MG/ML [AFINITOR] | Prescribing | RxCUI |
| 1310147 | EVEROLIMUS 5 MG TABLET FOR ORAL SUSPENSION [AFINITOR] | Prescribing | RxCUI |
| 1357536 | TOFACITINIB | Prescribing | RxCUI |
| 1357537 | TOFACITINIB 5 MG | Prescribing | RxCUI |
| 1357538 | TOFACITINIB ORAL PRODUCT | Prescribing | RxCUI |
| 1357539 | TOFACITINIB PILL | Prescribing | RxCUI |
| 1357540 | TOFACITINIB ORAL TABLET | Prescribing | RxCUI |
| 1357541 | TOFACITINIB 5 MG ORAL TABLET | Prescribing | RxCUI |
| 1357542 | XELJANZ | Prescribing | RxCUI |
| 1357543 | TOFACITINIB 5 MG [XELJANZ] | Prescribing | RxCUI |
| 1357544 | TOFACITINIB ORAL TABLET [XELJANZ] | Prescribing | RxCUI |
| 1357545 | XELJANZ ORAL PRODUCT | Prescribing | RxCUI |
| 1357546 | XELJANZ PILL | Prescribing | RxCUI |
| 1357547 | TOFACITINIB 5 MG ORAL TABLET [XELJANZ] | Prescribing | RxCUI |
| 1358492 | TOFACITINIB CITRATE | Prescribing | RxCUI |
| 1359480 | ABATACEPT 125 MG/ML PREFILLED SYRINGE [ORENCIA] | Prescribing | RxCUI |
| 1359486 | GOLIMUMAB 100 MG/ML PREFILLED SYRINGE | Prescribing | RxCUI |
| 1359755 | ADALIMUMAB 50 MG/ML PREFILLED SYRINGE [HUMIRA] | Prescribing | RxCUI |
| 1359935 | CERTOLIZUMAB PEGOL 200 MG/ML PREFILLED SYRINGE [CIMZIA] | Prescribing | RxCUI |
| 1359949 | ETANERCEPT 50 MG/ML PREFILLED SYRINGE | Prescribing | RxCUI |
| 1360081 | CERTOLIZUMAB PEGOL 200 MG/ML PREFILLED SYRINGE | Prescribing | RxCUI |
| 1360097 | ADALIMUMAB 50 MG/ML PREFILLED SYRINGE | Prescribing | RxCUI |
| 1360430 | ETANERCEPT 50 MG/ML PREFILLED SYRINGE [ENBREL] | Prescribing | RxCUI |
| 1360436 | GOLIMUMAB 100 MG/ML PREFILLED SYRINGE [SIMPONI] | Prescribing | RxCUI |
| 1360514 | ABATACEPT 125 MG/ML PREFILLED SYRINGE | Prescribing | RxCUI |
| 1431639 | GOLIMUMAB 12.5 MG/ML | Prescribing | RxCUI |
| 1431641 | GOLIMUMAB INJECTABLE SOLUTION | Prescribing | RxCUI |
| 1431642 | 4 ML GOLIMUMAB 12.5 MG/ML INJECTION | Prescribing | RxCUI |
| 1431644 | GOLIMUMAB 12.5 MG/ML [SIMPONI] | Prescribing | RxCUI |
| 1431645 | GOLIMUMAB INJECTABLE SOLUTION [SIMPONI ARIA] | Prescribing | RxCUI |
| 1431647 | 4 ML GOLIMUMAB 12.5 MG/ML INJECTION [SIMPONI] | Prescribing | RxCUI |

Appendix C.1. List of RxNorm Concept Unique Identifier (RXCUI), Logical Observation Identifiers Names and Codes (LOINC), International Classification of Diseases, Tenth Revision, Clinical Modification (ICD-10-CM), International Classification of Diseases, Tenth Revision, Procedure Coding System (ICD-10-PCS), Healthcare Common Procedure Coding System (HCPCS), and Current Procedural Terminology (CPT) Codes Used to Define Baseline Characteristics for this Request

| Code | Description | Code Category | Code Type |
|-------------|--|----------------------|------------------|
| 1431970 | TACROLIMUS EXTENDED RELEASE ORAL CAPSULE | Prescribing | RxCUI |
| 1431971 | 24 HR TACROLIMUS 0.5 MG EXTENDED RELEASE ORAL CAPSULE | Prescribing | RxCUI |
| 1431972 | ASTAGRAF | Prescribing | RxCUI |
| 1431973 | TACROLIMUS 0.5 MG [ASTAGRAF] | Prescribing | RxCUI |
| 1431974 | TACROLIMUS EXTENDED RELEASE ORAL CAPSULE [ASTAGRAF] | Prescribing | RxCUI |
| 1431975 | ASTAGRAF ORAL PRODUCT | Prescribing | RxCUI |
| 1431976 | ASTAGRAF PILL | Prescribing | RxCUI |
| 1431977 | 24 HR TACROLIMUS 0.5 MG EXTENDED RELEASE ORAL CAPSULE [ASTAGRAF] | Prescribing | RxCUI |
| 1431978 | TACROLIMUS 0.5 MG EXTENDED RELEASE ORAL CAPSULE | Prescribing | RxCUI |
| 1431979 | TACROLIMUS 0.5 MG EXTENDED RELEASE ORAL CAPSULE [ASTAGRAF] | Prescribing | RxCUI |
| 1431980 | 24 HR TACROLIMUS 1 MG EXTENDED RELEASE ORAL CAPSULE | Prescribing | RxCUI |
| 1431981 | TACROLIMUS 1 MG [ASTAGRAF] | Prescribing | RxCUI |
| 1431982 | 24 HR TACROLIMUS 1 MG EXTENDED RELEASE ORAL CAPSULE [ASTAGRAF] | Prescribing | RxCUI |
| 1431983 | TACROLIMUS 1 MG EXTENDED RELEASE ORAL CAPSULE | Prescribing | RxCUI |
| 1431984 | TACROLIMUS 1 MG EXTENDED RELEASE ORAL CAPSULE [ASTAGRAF] | Prescribing | RxCUI |
| 1431985 | 24 HR TACROLIMUS 5 MG EXTENDED RELEASE ORAL CAPSULE | Prescribing | RxCUI |
| 1431986 | TACROLIMUS 5 MG [ASTAGRAF] | Prescribing | RxCUI |
| 1431987 | 24 HR TACROLIMUS 5 MG EXTENDED RELEASE ORAL CAPSULE [ASTAGRAF] | Prescribing | RxCUI |
| 1431988 | TACROLIMUS 5 MG EXTENDED RELEASE ORAL CAPSULE | Prescribing | RxCUI |
| 1431989 | TACROLIMUS 5 MG EXTENDED RELEASE ORAL CAPSULE [ASTAGRAF] | Prescribing | RxCUI |
| 1441401 | METHOTREXATE PREFILLED SYRINGE | Prescribing | RxCUI |
| 1441402 | 0.4 ML METHOTREXATE 25 MG/ML AUTO-INJECTOR | Prescribing | RxCUI |
| 1441403 | OTREXUP | Prescribing | RxCUI |
| 1441404 | METHOTREXATE 25 MG/ML [OTREXUP] | Prescribing | RxCUI |
| 1441405 | METHOTREXATE PREFILLED SYRINGE [OTREXUP] | Prescribing | RxCUI |
| 1441406 | OTREXUP INJECTABLE PRODUCT | Prescribing | RxCUI |
| 1441407 | 0.4 ML METHOTREXATE 25 MG/ML AUTO-INJECTOR [OTREXUP] | Prescribing | RxCUI |
| 1441408 | METHOTREXATE 25 MG/ML AUTO-INJECTOR | Prescribing | RxCUI |
| 1441409 | METHOTREXATE 25 MG/ML AUTO-INJECTOR [OTREXUP] | Prescribing | RxCUI |
| 1441410 | METHOTREXATE 37.5 MG/ML | Prescribing | RxCUI |
| 1441411 | 0.4 ML METHOTREXATE 37.5 MG/ML AUTO-INJECTOR | Prescribing | RxCUI |
| 1441412 | METHOTREXATE 37.5 MG/ML [OTREXUP] | Prescribing | RxCUI |
| 1441413 | 0.4 ML METHOTREXATE 37.5 MG/ML AUTO-INJECTOR [OTREXUP] | Prescribing | RxCUI |
| 1441414 | METHOTREXATE 37.5 MG/ML AUTO-INJECTOR | Prescribing | RxCUI |
| 1441415 | METHOTREXATE 37.5 MG/ML AUTO-INJECTOR [OTREXUP] | Prescribing | RxCUI |
| 1441416 | 0.4 ML METHOTREXATE 50 MG/ML AUTO-INJECTOR | Prescribing | RxCUI |
| 1441417 | METHOTREXATE 50 MG/ML [OTREXUP] | Prescribing | RxCUI |

Appendix C.1. List of RxNorm Concept Unique Identifier (RXCUI), Logical Observation Identifiers Names and Codes (LOINC), International Classification of Diseases, Tenth Revision, Clinical Modification (ICD-10-CM), International Classification of Diseases, Tenth Revision, Procedure Coding System (ICD-10-PCS), Healthcare Common Procedure Coding System (HCPCS), and Current Procedural Terminology (CPT) Codes Used to Define Baseline Characteristics for this Request

| Code | Description | Code Category | Code Type |
|---------|--|---------------|-----------|
| 1441418 | 0.4 ML METHOTREXATE 50 MG/ML AUTO-INJECTOR [OTREXUP] | Prescribing | RxCUI |
| 1441419 | METHOTREXATE 50 MG/ML AUTO-INJECTOR | Prescribing | RxCUI |
| 1441420 | METHOTREXATE 50 MG/ML AUTO-INJECTOR [OTREXUP] | Prescribing | RxCUI |
| 1441421 | METHOTREXATE 62.5 MG/ML | Prescribing | RxCUI |
| 1441422 | 0.4 ML METHOTREXATE 62.5 MG/ML AUTO-INJECTOR | Prescribing | RxCUI |
| 1441423 | METHOTREXATE 62.5 MG/ML [OTREXUP] | Prescribing | RxCUI |
| 1441424 | 0.4 ML METHOTREXATE 62.5 MG/ML AUTO-INJECTOR [OTREXUP] | Prescribing | RxCUI |
| 1441425 | METHOTREXATE 62.5 MG/ML AUTO-INJECTOR | Prescribing | RxCUI |
| 1441426 | METHOTREXATE 62.5 MG/ML AUTO-INJECTOR [OTREXUP] | Prescribing | RxCUI |
| 1441525 | TOCILIZUMAB 180 MG/ML | Prescribing | RxCUI |
| 1441526 | TOCILIZUMAB PREFILLED SYRINGE | Prescribing | RxCUI |
| 1441527 | 0.9 ML TOCILIZUMAB 180 MG/ML PREFILLED SYRINGE | Prescribing | RxCUI |
| 1441528 | TOCILIZUMAB 180 MG/ML [ACTEMRA] | Prescribing | RxCUI |
| 1441529 | TOCILIZUMAB PREFILLED SYRINGE [ACTEMRA] | Prescribing | RxCUI |
| 1441530 | 0.9 ML TOCILIZUMAB 180 MG/ML PREFILLED SYRINGE [ACTEMRA] | Prescribing | RxCUI |
| 1441531 | TOCILIZUMAB 180 MG/ML PREFILLED SYRINGE | Prescribing | RxCUI |
| 1441532 | TOCILIZUMAB 180 MG/ML PREFILLED SYRINGE [ACTEMRA] | Prescribing | RxCUI |
| 1482813 | 1 ML GOLIMUMAB 100 MG/ML PREFILLED SYRINGE | Prescribing | RxCUI |
| 1482814 | 1 ML GOLIMUMAB 100 MG/ML PREFILLED SYRINGE [SIMPONI] | Prescribing | RxCUI |
| 1536481 | MERCAPTOPYRINE 20 MG/ML | Prescribing | RxCUI |
| 1536482 | MERCAPTOPYRINE ORAL LIQUID PRODUCT | Prescribing | RxCUI |
| 1536483 | MERCAPTOPYRINE ORAL SUSPENSION | Prescribing | RxCUI |
| 1536484 | MERCAPTOPYRINE 20 MG/ML ORAL SUSPENSION | Prescribing | RxCUI |
| 1536485 | PURIXAN | Prescribing | RxCUI |
| 1536486 | MERCAPTOPYRINE 20 MG/ML [PURIXAN] | Prescribing | RxCUI |
| 1536487 | MERCAPTOPYRINE ORAL SUSPENSION [PURIXAN] | Prescribing | RxCUI |
| 1536488 | PURIXAN ORAL LIQUID PRODUCT | Prescribing | RxCUI |
| 1536489 | PURIXAN ORAL PRODUCT | Prescribing | RxCUI |
| 1536490 | MERCAPTOPYRINE 20 MG/ML ORAL SUSPENSION [PURIXAN] | Prescribing | RxCUI |
| 1541215 | {12 (METHOTREXATE 2.5 MG ORAL TABLET) } PACK | Prescribing | RxCUI |
| 1541216 | {12 (METHOTREXATE 2.5 MG ORAL TABLET [RHEUMATREX]) } PACK [RHEUMATREX DOSE PACK 12] | Prescribing | RxCUI |
| 1541217 | {16 (METHOTREXATE 2.5 MG ORAL TABLET) } PACK | Prescribing | RxCUI |
| 1541218 | {16 (METHOTREXATE 2.5 MG ORAL TABLET [RHEUMATREX]) } PACK [RHEUMATREX DOSE PACK 16] | Prescribing | RxCUI |
| 1541220 | {20 (METHOTREXATE 2.5 MG ORAL TABLET) } PACK | Prescribing | RxCUI |
| 1541221 | {20 (METHOTREXATE 2.5 MG ORAL TABLET [RHEUMATREX]) } PACK [RHEUMATREX DOSE PACK 20] | Prescribing | RxCUI |
| 1541222 | {24 (METHOTREXATE 2.5 MG ORAL TABLET) } PACK | Prescribing | RxCUI |

Appendix C.1. List of RxNorm Concept Unique Identifier (RXCUI), Logical Observation Identifiers Names and Codes (LOINC), International Classification of Diseases, Tenth Revision, Clinical Modification (ICD-10-CM), International Classification of Diseases, Tenth Revision, Procedure Coding System (ICD-10-PCS), Healthcare Common Procedure Coding System (HCPCS), and Current Procedural Terminology (CPT) Codes Used to Define Baseline Characteristics for this Request

| Code | Description | Code Category | Code Type |
|---------|--|---------------|-----------|
| 1541224 | {24 (METHOTREXATE 2.5 MG ORAL TABLET [RHEUMATREX]) } PACK [RHEUMATREX DOSE PACK 24] | Prescribing | RxCUI |
| 1541225 | {28 (METHOTREXATE 2.5 MG ORAL TABLET) } PACK | Prescribing | RxCUI |
| 1541226 | {28 (METHOTREXATE 2.5 MG ORAL TABLET [RHEUMATREX]) } PACK [RHEUMATREX DOSE PACK 28] | Prescribing | RxCUI |
| 1541227 | {32 (METHOTREXATE 2.5 MG ORAL TABLET) } PACK | Prescribing | RxCUI |
| 1541228 | {32 (METHOTREXATE 2.5 MG ORAL TABLET [RHEUMATREX]) } PACK [RHEUMATREX DOSE PACK 32] | Prescribing | RxCUI |
| 1544378 | 0.2 ML METHOTREXATE 50 MG/ML AUTO-INJECTOR | Prescribing | RxCUI |
| 1544379 | RASUVO | Prescribing | RxCUI |
| 1544380 | METHOTREXATE 50 MG/ML [RASUVO] | Prescribing | RxCUI |
| 1544381 | METHOTREXATE PREFILLED SYRINGE [RASUVO] | Prescribing | RxCUI |
| 1544382 | RASUVO INJECTABLE PRODUCT | Prescribing | RxCUI |
| 1544383 | 0.2 ML METHOTREXATE 50 MG/ML AUTO-INJECTOR [RASUVO] | Prescribing | RxCUI |
| 1544384 | METHOTREXATE 50 MG/ML AUTO-INJECTOR [RASUVO] | Prescribing | RxCUI |
| 1544385 | 0.25 ML METHOTREXATE 50 MG/ML AUTO-INJECTOR | Prescribing | RxCUI |
| 1544386 | 0.25 ML METHOTREXATE 50 MG/ML AUTO-INJECTOR [RASUVO] | Prescribing | RxCUI |
| 1544387 | 0.3 ML METHOTREXATE 50 MG/ML AUTO-INJECTOR | Prescribing | RxCUI |
| 1544388 | 0.3 ML METHOTREXATE 50 MG/ML AUTO-INJECTOR [RASUVO] | Prescribing | RxCUI |
| 1544389 | 0.35 ML METHOTREXATE 50 MG/ML AUTO-INJECTOR | Prescribing | RxCUI |
| 1544390 | 0.35 ML METHOTREXATE 50 MG/ML AUTO-INJECTOR [RASUVO] | Prescribing | RxCUI |
| 1544394 | 0.4 ML METHOTREXATE 50 MG/ML AUTO-INJECTOR [RASUVO] | Prescribing | RxCUI |
| 1544395 | 0.45 ML METHOTREXATE 50 MG/ML AUTO-INJECTOR | Prescribing | RxCUI |
| 1544396 | 0.45 ML METHOTREXATE 50 MG/ML AUTO-INJECTOR [RASUVO] | Prescribing | RxCUI |
| 1544397 | 0.5 ML METHOTREXATE 50 MG/ML AUTO-INJECTOR | Prescribing | RxCUI |
| 1544398 | 0.5 ML METHOTREXATE 50 MG/ML AUTO-INJECTOR [RASUVO] | Prescribing | RxCUI |
| 1544399 | 0.55 ML METHOTREXATE 50 MG/ML AUTO-INJECTOR | Prescribing | RxCUI |
| 1544400 | 0.55 ML METHOTREXATE 50 MG/ML AUTO-INJECTOR [RASUVO] | Prescribing | RxCUI |
| 1544401 | 0.6 ML METHOTREXATE 50 MG/ML AUTO-INJECTOR | Prescribing | RxCUI |
| 1544402 | 0.6 ML METHOTREXATE 50 MG/ML AUTO-INJECTOR [RASUVO] | Prescribing | RxCUI |
| 1544403 | 0.15 ML METHOTREXATE 50 MG/ML AUTO-INJECTOR | Prescribing | RxCUI |
| 1544404 | 0.15 ML METHOTREXATE 50 MG/ML AUTO-INJECTOR [RASUVO] | Prescribing | RxCUI |
| 1546028 | MERCAPTOPYRINE ANHYDROUS | Prescribing | RxCUI |
| 1551887 | 0.2 ML ADALIMUMAB 50 MG/ML PREFILLED SYRINGE | Prescribing | RxCUI |
| 1551888 | 0.2 ML ADALIMUMAB 50 MG/ML PREFILLED SYRINGE [HUMIRA] | Prescribing | RxCUI |
| 1594352 | {6 (0.8 ML ADALIMUMAB 50 MG/ML PREFILLED SYRINGE [HUMIRA]) } PACK [HUMIRA PEDIATRIC CROHN'S DISEASE STARTER PACKAGE (6 COUNT)] | Prescribing | RxCUI |
| 1594357 | {3 (0.8 ML ADALIMUMAB 50 MG/ML PREFILLED SYRINGE) } PACK | Prescribing | RxCUI |

Appendix C.1. List of RxNorm Concept Unique Identifier (RXCUI), Logical Observation Identifiers Names and Codes (LOINC), International Classification of Diseases, Tenth Revision, Clinical Modification (ICD-10-CM), International Classification of Diseases, Tenth Revision, Procedure Coding System (ICD-10-PCS), Healthcare Common Procedure Coding System (HCPCS), and Current Procedural Terminology (CPT) Codes Used to Define Baseline Characteristics for this Request

| Code | Description | Code Category | Code Type |
|---------|--|---------------|-----------|
| 1594358 | {3 (0.8 ML ADALIMUMAB 50 MG/ML PREFILLED SYRINGE [HUMIRA]) } PACK [HUMIRA PEDIATRIC CROHN'S DISEASE STARTER PACKAGE (3 COUNT)] | Prescribing | RxCUI |
| 1594657 | ALEMTUZUMAB 10 MG/ML | Prescribing | RxCUI |
| 1594658 | 1.2 ML ALEMTUZUMAB 10 MG/ML INJECTION | Prescribing | RxCUI |
| 1594659 | LEMTRADA | Prescribing | RxCUI |
| 1594660 | ALEMTUZUMAB 10 MG/ML [LEMTRADA] | Prescribing | RxCUI |
| 1594661 | ALEMTUZUMAB INJECTABLE SOLUTION [LEMTRADA] | Prescribing | RxCUI |
| 1594662 | LEMTRADA INJECTABLE PRODUCT | Prescribing | RxCUI |
| 1594663 | 1.2 ML ALEMTUZUMAB 10 MG/ML INJECTION [LEMTRADA] | Prescribing | RxCUI |
| 1594756 | METHOTREXATE 18.75 MG/ML | Prescribing | RxCUI |
| 1594757 | 0.4 ML METHOTREXATE 18.8 MG/ML AUTO-INJECTOR | Prescribing | RxCUI |
| 1594758 | METHOTREXATE 18.75 MG/ML [OTREXUP] | Prescribing | RxCUI |
| 1594759 | 0.4 ML METHOTREXATE 18.8 MG/ML AUTO-INJECTOR [OTREXUP] | Prescribing | RxCUI |
| 1594760 | METHOTREXATE 18.8 MG/ML AUTO-INJECTOR | Prescribing | RxCUI |
| 1594761 | METHOTREXATE 18.8 MG/ML AUTO-INJECTOR [OTREXUP] | Prescribing | RxCUI |
| 1599039 | TACROLIMUS 0.5 MG/ML | Prescribing | RxCUI |
| 1599788 | SECUKINUMAB | Prescribing | RxCUI |
| 1599789 | SECUKINUMAB 150 MG/ML | Prescribing | RxCUI |
| 1599790 | SECUKINUMAB INJECTABLE PRODUCT | Prescribing | RxCUI |
| 1599791 | SECUKINUMAB PREFILLED SYRINGE | Prescribing | RxCUI |
| 1599792 | 1 ML SECUKINUMAB 150 MG/ML PREFILLED SYRINGE | Prescribing | RxCUI |
| 1599793 | COSENTYX | Prescribing | RxCUI |
| 1599794 | SECUKINUMAB 150 MG/ML [COSENTYX] | Prescribing | RxCUI |
| 1599795 | SECUKINUMAB PREFILLED SYRINGE [COSENTYX] | Prescribing | RxCUI |
| 1599796 | COSENTYX INJECTABLE PRODUCT | Prescribing | RxCUI |
| 1599797 | 1 ML SECUKINUMAB 150 MG/ML PREFILLED SYRINGE [COSENTYX] | Prescribing | RxCUI |
| 1599798 | SECUKINUMAB 150 MG/ML PREFILLED SYRINGE | Prescribing | RxCUI |
| 1599799 | SECUKINUMAB 150 MG/ML PREFILLED SYRINGE [COSENTYX] | Prescribing | RxCUI |
| 1653141 | GOLIMUMAB AUTO-INJECTOR | Prescribing | RxCUI |
| 1653142 | 0.5 ML GOLIMUMAB 100 MG/ML AUTO-INJECTOR | Prescribing | RxCUI |
| 1653143 | GOLIMUMAB AUTO-INJECTOR [SIMPONI] | Prescribing | RxCUI |
| 1653144 | 0.5 ML GOLIMUMAB 100 MG/ML AUTO-INJECTOR [SIMPONI] | Prescribing | RxCUI |
| 1653145 | GOLIMUMAB 100 MG/ML AUTO-INJECTOR | Prescribing | RxCUI |
| 1653146 | GOLIMUMAB 100 MG/ML AUTO-INJECTOR [SIMPONI] | Prescribing | RxCUI |
| 1653165 | 1 ML GOLIMUMAB 100 MG/ML AUTO-INJECTOR | Prescribing | RxCUI |
| 1653166 | 1 ML GOLIMUMAB 100 MG/ML AUTO-INJECTOR [SIMPONI] | Prescribing | RxCUI |
| 1653222 | ETANERCEPT AUTO-INJECTOR | Prescribing | RxCUI |
| 1653223 | 1 ML ETANERCEPT 50 MG/ML AUTO-INJECTOR | Prescribing | RxCUI |
| 1653224 | ETANERCEPT AUTO-INJECTOR [ENBREL] | Prescribing | RxCUI |

Appendix C.1. List of RxNorm Concept Unique Identifier (RXCUI), Logical Observation Identifiers Names and Codes (LOINC), International Classification of Diseases, Tenth Revision, Clinical Modification (ICD-10-CM), International Classification of Diseases, Tenth Revision, Procedure Coding System (ICD-10-PCS), Healthcare Common Procedure Coding System (HCPCS), and Current Procedural Terminology (CPT) Codes Used to Define Baseline Characteristics for this Request

| Code | Description | Code Category | Code Type |
|---------|---|---------------|-----------|
| 1653225 | 1 ML ETANERCEPT 50 MG/ML AUTO-INJECTOR [ENBREL] | Prescribing | RxCUI |
| 1653226 | ETANERCEPT 50 MG/ML AUTO-INJECTOR | Prescribing | RxCUI |
| 1653227 | ETANERCEPT 50 MG/ML AUTO-INJECTOR [ENBREL] | Prescribing | RxCUI |
| 1653240 | SECUKINUMAB AUTO-INJECTOR | Prescribing | RxCUI |
| 1653241 | 1 ML SECUKINUMAB 150 MG/ML AUTO-INJECTOR | Prescribing | RxCUI |
| 1653242 | SECUKINUMAB AUTO-INJECTOR [COSENTYX] | Prescribing | RxCUI |
| 1653243 | 1 ML SECUKINUMAB 150 MG/ML AUTO-INJECTOR [COSENTYX] | Prescribing | RxCUI |
| 1653244 | SECUKINUMAB 150 MG/ML AUTO-INJECTOR | Prescribing | RxCUI |
| 1653245 | SECUKINUMAB 150 MG/ML AUTO-INJECTOR [COSENTYX] | Prescribing | RxCUI |
| 1653569 | GOLIMUMAB INJECTION | Prescribing | RxCUI |
| 1653571 | GOLIMUMAB INJECTION [SIMPONI] | Prescribing | RxCUI |
| 1653573 | GOLIMUMAB 12.5 MG/ML INJECTION | Prescribing | RxCUI |
| 1653574 | GOLIMUMAB 12.5 MG/ML INJECTION [SIMPONI] | Prescribing | RxCUI |
| 1653727 | CERTOLIZUMAB PEGOL 200 MG | Prescribing | RxCUI |
| 1653728 | CERTOLIZUMAB PEGOL INJECTION | Prescribing | RxCUI |
| 1653730 | CERTOLIZUMAB PEGOL 200 MG [CIMZIA] | Prescribing | RxCUI |
| 1653731 | CERTOLIZUMAB PEGOL INJECTION [CIMZIA] | Prescribing | RxCUI |
| 1655203 | METHOTREXATE AUTO-INJECTOR | Prescribing | RxCUI |
| 1655205 | METHOTREXATE AUTO-INJECTOR [OTREXUP] | Prescribing | RxCUI |
| 1655252 | METHOTREXATE AUTO-INJECTOR [RASUVO] | Prescribing | RxCUI |
| 1655725 | ADALIMUMAB AUTO-INJECTOR | Prescribing | RxCUI |
| 1655726 | 0.8 ML ADALIMUMAB 50 MG/ML AUTO-INJECTOR | Prescribing | RxCUI |
| 1655727 | ADALIMUMAB AUTO-INJECTOR [HUMIRA] | Prescribing | RxCUI |
| 1655728 | 0.8 ML ADALIMUMAB 50 MG/ML AUTO-INJECTOR [HUMIRA] | Prescribing | RxCUI |
| 1655729 | ADALIMUMAB 50 MG/ML AUTO-INJECTOR | Prescribing | RxCUI |
| 1655730 | ADALIMUMAB 50 MG/ML AUTO-INJECTOR [HUMIRA] | Prescribing | RxCUI |
| 1655940 | INFLIXIMAB 100 MG | Prescribing | RxCUI |
| 1655941 | INFLIXIMAB INJECTION | Prescribing | RxCUI |
| 1655943 | INFLIXIMAB 100 MG [REMICADE] | Prescribing | RxCUI |
| 1655944 | INFLIXIMAB INJECTION [REMICADE] | Prescribing | RxCUI |
| 1655947 | ECULIZUMAB INJECTION | Prescribing | RxCUI |
| 1655949 | ECULIZUMAB INJECTION [SOLIRIS] | Prescribing | RxCUI |
| 1655951 | ECULIZUMAB 10 MG/ML INJECTION | Prescribing | RxCUI |
| 1655952 | ECULIZUMAB 10 MG/ML INJECTION [SOLIRIS] | Prescribing | RxCUI |
| 1655955 | METHOTREXATE INJECTION | Prescribing | RxCUI |
| 1655956 | 40 ML METHOTREXATE 25 MG/ML INJECTION | Prescribing | RxCUI |
| 1655957 | METHOTREXATE 25 MG/ML INJECTION | Prescribing | RxCUI |
| 1655959 | 10 ML METHOTREXATE 25 MG/ML INJECTION | Prescribing | RxCUI |
| 1655960 | 2 ML METHOTREXATE 25 MG/ML INJECTION | Prescribing | RxCUI |
| 1655967 | 4 ML METHOTREXATE 25 MG/ML INJECTION | Prescribing | RxCUI |

Appendix C.1. List of RxNorm Concept Unique Identifier (RXCUI), Logical Observation Identifiers Names and Codes (LOINC), International Classification of Diseases, Tenth Revision, Clinical Modification (ICD-10-CM), International Classification of Diseases, Tenth Revision, Procedure Coding System (ICD-10-PCS), Healthcare Common Procedure Coding System (HCPCS), and Current Procedural Terminology (CPT) Codes Used to Define Baseline Characteristics for this Request

| Code | Description | Code Category | Code Type |
|-------------|--|----------------------|------------------|
| 1655968 | 8 ML METHOTREXATE 25 MG/ML INJECTION | Prescribing | RxCUI |
| 1655971 | CANAKINUMAB 180 MG | Prescribing | RxCUI |
| 1655972 | CANAKINUMAB INJECTION | Prescribing | RxCUI |
| 1655974 | CANAKINUMAB 180 MG [ILARIS] | Prescribing | RxCUI |
| 1655975 | CANAKINUMAB INJECTION [ILARIS] | Prescribing | RxCUI |
| 1656393 | BELIMUMAB 120 MG | Prescribing | RxCUI |
| 1656394 | BELIMUMAB INJECTION | Prescribing | RxCUI |
| 1656395 | BELIMUMAB 120 MG INJECTION | Prescribing | RxCUI |
| 1656396 | BELIMUMAB 120 MG [BENLYSTA] | Prescribing | RxCUI |
| 1656397 | BELIMUMAB INJECTION [BENLYSTA] | Prescribing | RxCUI |
| 1656398 | BELIMUMAB 120 MG INJECTION [BENLYSTA] | Prescribing | RxCUI |
| 1656399 | BELIMUMAB 400 MG | Prescribing | RxCUI |
| 1656400 | BELIMUMAB 400 MG INJECTION | Prescribing | RxCUI |
| 1656401 | BELIMUMAB 400 MG [BENLYSTA] | Prescribing | RxCUI |
| 1656402 | BELIMUMAB 400 MG INJECTION [BENLYSTA] | Prescribing | RxCUI |
| 1656628 | ALEMTUZUMAB 30 MG/ML | Prescribing | RxCUI |
| 1656629 | ALEMTUZUMAB INJECTION | Prescribing | RxCUI |
| 1656631 | ALEMTUZUMAB 30 MG/ML [CAMPATH] | Prescribing | RxCUI |
| 1656632 | ALEMTUZUMAB INJECTION [CAMPATH] | Prescribing | RxCUI |
| 1656634 | ALEMTUZUMAB 30 MG/ML INJECTION | Prescribing | RxCUI |
| 1656635 | ALEMTUZUMAB 30 MG/ML INJECTION [CAMPATH] | Prescribing | RxCUI |
| 1656637 | ALEMTUZUMAB INJECTION [LEMTRADA] | Prescribing | RxCUI |
| 1656639 | ALEMTUZUMAB 10 MG/ML INJECTION | Prescribing | RxCUI |
| 1656640 | ALEMTUZUMAB 10 MG/ML INJECTION [LEMTRADA] | Prescribing | RxCUI |
| 1656641 | BASILIXIMAB 10 MG | Prescribing | RxCUI |
| 1656642 | BASILIXIMAB INJECTION | Prescribing | RxCUI |
| 1656643 | BASILIXIMAB 10 MG INJECTION | Prescribing | RxCUI |
| 1656644 | BASILIXIMAB 10 MG [SIMULECT] | Prescribing | RxCUI |
| 1656645 | BASILIXIMAB INJECTION [SIMULECT] | Prescribing | RxCUI |
| 1656646 | BASILIXIMAB 10 MG INJECTION [SIMULECT] | Prescribing | RxCUI |
| 1656647 | BASILIXIMAB 20 MG | Prescribing | RxCUI |
| 1656648 | BASILIXIMAB 20 MG INJECTION | Prescribing | RxCUI |
| 1656649 | BASILIXIMAB 20 MG [SIMULECT] | Prescribing | RxCUI |
| 1656650 | BASILIXIMAB 20 MG INJECTION [SIMULECT] | Prescribing | RxCUI |
| 1656681 | METHOTREXATE 1000 MG | Prescribing | RxCUI |
| 1656695 | ADALIMUMAB INJECTION | Prescribing | RxCUI |
| 1656698 | ADALIMUMAB INJECTION [HUMIRA] | Prescribing | RxCUI |
| 1656703 | {6 (0.8 ML ADALIMUMAB 50 MG/ML AUTO-INJECTOR) } PACK | Prescribing | RxCUI |
| 1657861 | RITUXIMAB INJECTION | Prescribing | RxCUI |
| 1657862 | 10 ML RITUXIMAB 10 MG/ML INJECTION | Prescribing | RxCUI |

Appendix C.1. List of RxNorm Concept Unique Identifier (RXCUI), Logical Observation Identifiers Names and Codes (LOINC), International Classification of Diseases, Tenth Revision, Clinical Modification (ICD-10-CM), International Classification of Diseases, Tenth Revision, Procedure Coding System (ICD-10-PCS), Healthcare Common Procedure Coding System (HCPCS), and Current Procedural Terminology (CPT) Codes Used to Define Baseline Characteristics for this Request

| Code | Description | Code Category | Code Type |
|-------------|---|----------------------|------------------|
| 1657863 | RITUXIMAB INJECTION [RITUXAN] | Prescribing | RxCUI |
| 1657864 | 10 ML RITUXIMAB 10 MG/ML INJECTION [RITUXAN] | Prescribing | RxCUI |
| 1657865 | RITUXIMAB 10 MG/ML INJECTION | Prescribing | RxCUI |
| 1657866 | RITUXIMAB 10 MG/ML INJECTION [RITUXAN] | Prescribing | RxCUI |
| 1657867 | 50 ML RITUXIMAB 10 MG/ML INJECTION | Prescribing | RxCUI |
| 1657868 | 50 ML RITUXIMAB 10 MG/ML INJECTION [RITUXAN] | Prescribing | RxCUI |
| 1657973 | TOCILIZUMAB INJECTION | Prescribing | RxCUI |
| 1657974 | 4 ML TOCILIZUMAB 20 MG/ML INJECTION | Prescribing | RxCUI |
| 1657975 | TOCILIZUMAB INJECTION [ACTEMRA] | Prescribing | RxCUI |
| 1657976 | 4 ML TOCILIZUMAB 20 MG/ML INJECTION [ACTEMRA] | Prescribing | RxCUI |
| 1657977 | TOCILIZUMAB 20 MG/ML INJECTION | Prescribing | RxCUI |
| 1657978 | TOCILIZUMAB 20 MG/ML INJECTION [ACTEMRA] | Prescribing | RxCUI |
| 1657979 | 10 ML TOCILIZUMAB 20 MG/ML INJECTION | Prescribing | RxCUI |
| 1657980 | 10 ML TOCILIZUMAB 20 MG/ML INJECTION [ACTEMRA] | Prescribing | RxCUI |
| 1657981 | 20 ML TOCILIZUMAB 20 MG/ML INJECTION | Prescribing | RxCUI |
| 1657982 | 20 ML TOCILIZUMAB 20 MG/ML INJECTION [ACTEMRA] | Prescribing | RxCUI |
| 1658041 | OFATUMUMAB INJECTION | Prescribing | RxCUI |
| 1658042 | 50 ML OFATUMUMAB 20 MG/ML INJECTION | Prescribing | RxCUI |
| 1658043 | OFATUMUMAB INJECTION [ARZERRA] | Prescribing | RxCUI |
| 1658044 | 50 ML OFATUMUMAB 20 MG/ML INJECTION [ARZERRA] | Prescribing | RxCUI |
| 1658045 | OFATUMUMAB 20 MG/ML INJECTION | Prescribing | RxCUI |
| 1658046 | OFATUMUMAB 20 MG/ML INJECTION [ARZERRA] | Prescribing | RxCUI |
| 1658047 | 5 ML OFATUMUMAB 20 MG/ML INJECTION | Prescribing | RxCUI |
| 1658048 | 5 ML OFATUMUMAB 20 MG/ML INJECTION [ARZERRA] | Prescribing | RxCUI |
| 1658077 | ADALIMUMAB 50 MG/ML INJECTION | Prescribing | RxCUI |
| 1658078 | ADALIMUMAB 50 MG/ML INJECTION [HUMIRA] | Prescribing | RxCUI |
| 1659719 | METHOTREXATE 18.8 MG/ML | Prescribing | RxCUI |
| 1659721 | METHOTREXATE 18.8 MG/ML [OTREXUP] | Prescribing | RxCUI |
| 1659771 | ABATACEPT 250 MG | Prescribing | RxCUI |
| 1659772 | ABATACEPT INJECTION | Prescribing | RxCUI |
| 1659774 | ABATACEPT 250 MG [ORENCIA] | Prescribing | RxCUI |
| 1659775 | ABATACEPT INJECTION [ORENCIA] | Prescribing | RxCUI |
| 1664432 | TACROLIMUS 4 MG | Prescribing | RxCUI |
| 1664433 | TACROLIMUS EXTENDED RELEASE ORAL TABLET | Prescribing | RxCUI |
| 1664434 | 24 HR TACROLIMUS 4 MG EXTENDED RELEASE ORAL TABLET | Prescribing | RxCUI |
| 1664435 | ENVARUSUS | Prescribing | RxCUI |
| 1664436 | TACROLIMUS 4 MG [ENVARUSUS] | Prescribing | RxCUI |
| 1664437 | TACROLIMUS EXTENDED RELEASE ORAL TABLET [ENVARUSUS] | Prescribing | RxCUI |
| 1664438 | ENVARUSUS ORAL PRODUCT | Prescribing | RxCUI |
| 1664439 | ENVARUSUS PILL | Prescribing | RxCUI |

Appendix C.1. List of RxNorm Concept Unique Identifier (RXCUI), Logical Observation Identifiers Names and Codes (LOINC), International Classification of Diseases, Tenth Revision, Clinical Modification (ICD-10-CM), International Classification of Diseases, Tenth Revision, Procedure Coding System (ICD-10-PCS), Healthcare Common Procedure Coding System (HCPCS), and Current Procedural Terminology (CPT) Codes Used to Define Baseline Characteristics for this Request

| Code | Description | Code Category | Code Type |
|-------------|---|----------------------|------------------|
| 1664440 | 24 HR TACROLIMUS 4 MG EXTENDED RELEASE ORAL TABLET [ENVARUSUS] | Prescribing | RxCUI |
| 1664441 | TACROLIMUS 4 MG EXTENDED RELEASE ORAL TABLET | Prescribing | RxCUI |
| 1664442 | TACROLIMUS 4 MG EXTENDED RELEASE ORAL TABLET [ENVARUSUS] | Prescribing | RxCUI |
| 1664455 | TACROLIMUS 0.75 MG | Prescribing | RxCUI |
| 1664456 | 24 HR TACROLIMUS 0.75 MG EXTENDED RELEASE ORAL TABLET | Prescribing | RxCUI |
| 1664457 | TACROLIMUS 0.75 MG [ENVARUSUS] | Prescribing | RxCUI |
| 1664458 | 24 HR TACROLIMUS 0.75 MG EXTENDED RELEASE ORAL TABLET [ENVARUSUS] | Prescribing | RxCUI |
| 1664459 | TACROLIMUS 0.75 MG EXTENDED RELEASE ORAL TABLET | Prescribing | RxCUI |
| 1664460 | TACROLIMUS 0.75 MG EXTENDED RELEASE ORAL TABLET [ENVARUSUS] | Prescribing | RxCUI |
| 1664461 | 24 HR TACROLIMUS 1 MG EXTENDED RELEASE ORAL TABLET | Prescribing | RxCUI |
| 1664462 | TACROLIMUS 1 MG [ENVARUSUS] | Prescribing | RxCUI |
| 1664463 | 24 HR TACROLIMUS 1 MG EXTENDED RELEASE ORAL TABLET [ENVARUSUS] | Prescribing | RxCUI |
| 1664464 | TACROLIMUS 1 MG EXTENDED RELEASE ORAL TABLET | Prescribing | RxCUI |
| 1664465 | TACROLIMUS 1 MG EXTENDED RELEASE ORAL TABLET [ENVARUSUS] | Prescribing | RxCUI |
| 1724258 | RILONACEPT 220 MG | Prescribing | RxCUI |
| 1724259 | RILONACEPT INJECTION | Prescribing | RxCUI |
| 1724261 | RILONACEPT 220 MG [ARCALYST] | Prescribing | RxCUI |
| 1724262 | RILONACEPT INJECTION [ARCALYST] | Prescribing | RxCUI |
| 1724304 | TEMSIROLIMUS INJECTION | Prescribing | RxCUI |
| 1724306 | TEMSIROLIMUS INJECTION [TORISEL] | Prescribing | RxCUI |
| 1724308 | TEMSIROLIMUS 25 MG/ML INJECTION | Prescribing | RxCUI |
| 1724309 | TEMSIROLIMUS 25 MG/ML INJECTION [TORISEL] | Prescribing | RxCUI |
| 1726176 | MYCOPHENOLATE MOFETIL INJECTION | Prescribing | RxCUI |
| 1726179 | MYCOPHENOLATE MOFETIL INJECTION [CELLCEPT] | Prescribing | RxCUI |
| 1726843 | ADALIMUMAB 100 MG/ML | Prescribing | RxCUI |
| 1726844 | 0.4 ML ADALIMUMAB 100 MG/ML PREFILLED SYRINGE | Prescribing | RxCUI |
| 1726845 | ADALIMUMAB 100 MG/ML [HUMIRA] | Prescribing | RxCUI |
| 1726846 | 0.4 ML ADALIMUMAB 100 MG/ML PREFILLED SYRINGE [HUMIRA] | Prescribing | RxCUI |
| 1726847 | ADALIMUMAB 100 MG/ML PREFILLED SYRINGE | Prescribing | RxCUI |
| 1726848 | ADALIMUMAB 100 MG/ML PREFILLED SYRINGE [HUMIRA] | Prescribing | RxCUI |
| 1732364 | CYCLOSPORINE INJECTION | Prescribing | RxCUI |
| 1732366 | CYCLOSPORINE INJECTION [SANDIMMUNE] | Prescribing | RxCUI |
| 1732368 | CYCLOSPORINE 50 MG/ML INJECTION | Prescribing | RxCUI |
| 1732369 | CYCLOSPORINE 50 MG/ML INJECTION [SANDIMMUNE] | Prescribing | RxCUI |
| 1738334 | TACROLIMUS INJECTION | Prescribing | RxCUI |
| 1738336 | TACROLIMUS INJECTION [PROGRAF] | Prescribing | RxCUI |
| 1738338 | TACROLIMUS 5 MG/ML INJECTION | Prescribing | RxCUI |

Appendix C.1. List of RxNorm Concept Unique Identifier (RXCUI), Logical Observation Identifiers Names and Codes (LOINC), International Classification of Diseases, Tenth Revision, Clinical Modification (ICD-10-CM), International Classification of Diseases, Tenth Revision, Procedure Coding System (ICD-10-PCS), Healthcare Common Procedure Coding System (HCPCS), and Current Procedural Terminology (CPT) Codes Used to Define Baseline Characteristics for this Request

| Code | Description | Code Category | Code Type |
|---------|--|---------------|-----------|
| 1738339 | TACROLIMUS 5 MG/ML INJECTION [PROGRAF] | Prescribing | RxCUI |
| 1741044 | TOFACITINIB 11 MG | Prescribing | RxCUI |
| 1741045 | TOFACITINIB EXTENDED RELEASE ORAL TABLET | Prescribing | RxCUI |
| 1741046 | 24 HR TOFACITINIB 11 MG EXTENDED RELEASE ORAL TABLET | Prescribing | RxCUI |
| 1741047 | TOFACITINIB 11 MG [XELJANZ] | Prescribing | RxCUI |
| 1741048 | TOFACITINIB EXTENDED RELEASE ORAL TABLET [XELJANZ] | Prescribing | RxCUI |
| 1741049 | 24 HR TOFACITINIB 11 MG EXTENDED RELEASE ORAL TABLET [XELJANZ] | Prescribing | RxCUI |
| 1741050 | TOFACITINIB 11 MG EXTENDED RELEASE ORAL TABLET | Prescribing | RxCUI |
| 1741051 | TOFACITINIB 11 MG EXTENDED RELEASE ORAL TABLET [XELJANZ] | Prescribing | RxCUI |
| 1747178 | METHOTREXATE 31.3 MG/ML | Prescribing | RxCUI |
| 1747179 | 0.4 ML METHOTREXATE 31.3 MG/ML AUTO-INJECTOR | Prescribing | RxCUI |
| 1747180 | METHOTREXATE 31.3 MG/ML [OTREXUP] | Prescribing | RxCUI |
| 1747181 | 0.4 ML METHOTREXATE 31.3 MG/ML AUTO-INJECTOR [OTREXUP] | Prescribing | RxCUI |
| 1747182 | METHOTREXATE 31.3 MG/ML AUTO-INJECTOR | Prescribing | RxCUI |
| 1747183 | METHOTREXATE 31.3 MG/ML AUTO-INJECTOR [OTREXUP] | Prescribing | RxCUI |
| 1747184 | METHOTREXATE 43.8 MG/ML | Prescribing | RxCUI |
| 1747185 | 0.4 ML METHOTREXATE 43.8 MG/ML AUTO-INJECTOR | Prescribing | RxCUI |
| 1747186 | METHOTREXATE 43.8 MG/ML [OTREXUP] | Prescribing | RxCUI |
| 1747187 | 0.4 ML METHOTREXATE 43.8 MG/ML AUTO-INJECTOR [OTREXUP] | Prescribing | RxCUI |
| 1747188 | METHOTREXATE 43.8 MG/ML AUTO-INJECTOR | Prescribing | RxCUI |
| 1747189 | METHOTREXATE 43.8 MG/ML AUTO-INJECTOR [OTREXUP] | Prescribing | RxCUI |
| 1747191 | METHOTREXATE 56.3 MG/ML | Prescribing | RxCUI |
| 1747192 | 0.4 ML METHOTREXATE 56.3 MG/ML AUTO-INJECTOR | Prescribing | RxCUI |
| 1747193 | METHOTREXATE 56.3 MG/ML [OTREXUP] | Prescribing | RxCUI |
| 1747194 | 0.4 ML METHOTREXATE 56.3 MG/ML AUTO-INJECTOR [OTREXUP] | Prescribing | RxCUI |
| 1747195 | METHOTREXATE 56.3 MG/ML AUTO-INJECTOR | Prescribing | RxCUI |
| 1747196 | METHOTREXATE 56.3 MG/ML AUTO-INJECTOR [OTREXUP] | Prescribing | RxCUI |
| 1789839 | AZATHIOPRINE INJECTION | Prescribing | RxCUI |
| 1790539 | INFLIXIMAB-DYYB | Prescribing | RxCUI |
| 1790540 | INFLIXIMAB-DYYB 100 MG | Prescribing | RxCUI |
| 1790541 | INFLIXIMAB-DYYB 100 MG INJECTION | Prescribing | RxCUI |
| 1790542 | INFLECTRA | Prescribing | RxCUI |
| 1790543 | INFLIXIMAB-DYYB 100 MG [INFLECTRA] | Prescribing | RxCUI |
| 1790544 | INFLIXIMAB INJECTION [INFLECTRA] | Prescribing | RxCUI |
| 1790545 | INFLECTRA INJECTABLE PRODUCT | Prescribing | RxCUI |
| 1790546 | INFLIXIMAB-DYYB 100 MG INJECTION [INFLECTRA] | Prescribing | RxCUI |
| 1795332 | DACLIZUMAB 150 MG/ML | Prescribing | RxCUI |
| 1795333 | DACLIZUMAB PREFILLED SYRINGE | Prescribing | RxCUI |
| 1795334 | 1 ML DACLIZUMAB 150 MG/ML PREFILLED SYRINGE | Prescribing | RxCUI |

Appendix C.1. List of RxNorm Concept Unique Identifier (RXCUI), Logical Observation Identifiers Names and Codes (LOINC), International Classification of Diseases, Tenth Revision, Clinical Modification (ICD-10-CM), International Classification of Diseases, Tenth Revision, Procedure Coding System (ICD-10-PCS), Healthcare Common Procedure Coding System (HCPCS), and Current Procedural Terminology (CPT) Codes Used to Define Baseline Characteristics for this Request

| Code | Description | Code Category | Code Type |
|---------|---|---------------|-----------|
| 1795335 | ZINBRYTA | Prescribing | RxCUI |
| 1795336 | DACLIZUMAB 150 MG/ML [ZINBRYTA] | Prescribing | RxCUI |
| 1795337 | DACLIZUMAB PREFILLED SYRINGE [ZINBRYTA] | Prescribing | RxCUI |
| 1795338 | ZINBRYTA INJECTABLE PRODUCT | Prescribing | RxCUI |
| 1795339 | 1 ML DACLIZUMAB 150 MG/ML PREFILLED SYRINGE [ZINBRYTA] | Prescribing | RxCUI |
| 1795340 | DACLIZUMAB 150 MG/ML PREFILLED SYRINGE | Prescribing | RxCUI |
| 1795341 | DACLIZUMAB 150 MG/ML PREFILLED SYRINGE [ZINBRYTA] | Prescribing | RxCUI |
| 1797520 | CYCLOSPORINE, MODIFIED 50 MG [GENGRAF] | Prescribing | RxCUI |
| 1797521 | CYCLOSPORINE, MODIFIED 50 MG ORAL CAPSULE [GENGRAF] | Prescribing | RxCUI |
| 1799227 | ABATACEPT AUTO-INJECTOR | Prescribing | RxCUI |
| 1799228 | 1 ML ABATACEPT 125 MG/ML AUTO-INJECTOR | Prescribing | RxCUI |
| 1799229 | ABATACEPT AUTO-INJECTOR [ORENCIA] | Prescribing | RxCUI |
| 1799230 | 1 ML ABATACEPT 125 MG/ML AUTO-INJECTOR [ORENCIA] | Prescribing | RxCUI |
| 1799231 | ABATACEPT 125 MG/ML AUTO-INJECTOR | Prescribing | RxCUI |
| 1799232 | ABATACEPT 125 MG/ML AUTO-INJECTOR [ORENCIA] | Prescribing | RxCUI |
| 1801277 | {4 (0.8 ML ADALIMUMAB 50 MG/ML AUTO-INJECTOR) } PACK | Prescribing | RxCUI |
| 1801278 | {4 (0.8 ML ADALIMUMAB 50 MG/ML AUTO-INJECTOR [HUMIRA]) } PACK [HUMIRA PEN - PSORIASIS STARTER PACK] | Prescribing | RxCUI |
| 1804970 | BELATACEPT 250 MG | Prescribing | RxCUI |
| 1804971 | BELATACEPT INJECTION | Prescribing | RxCUI |
| 1804973 | BELATACEPT 250 MG [NULOJIX] | Prescribing | RxCUI |
| 1804974 | BELATACEPT INJECTION [NULOJIX] | Prescribing | RxCUI |
| 1855523 | 0.8 ML ADALIMUMAB 100 MG/ML PREFILLED SYRINGE | Prescribing | RxCUI |
| 1855524 | 0.8 ML ADALIMUMAB 100 MG/ML PREFILLED SYRINGE [HUMIRA] | Prescribing | RxCUI |
| 1855526 | {1 (0.4 ML ADALIMUMAB 100 MG/ML PREFILLED SYRINGE) / 1 (0.8 ML ADALIMUMAB 100 MG/ML PREFILLED SYRINGE) } PACK | Prescribing | RxCUI |
| 1855527 | {1 (0.4 ML ADALIMUMAB 100 MG/ML PREFILLED SYRINGE [HUMIRA]) / 1 (0.8 ML ADALIMUMAB 100 MG/ML PREFILLED SYRINGE [HUMIRA]) } PACK [HUMIRA PEDIATRIC CROHN'S DISEASE STARTER PACKAGE (2 COUNT)] | Prescribing | RxCUI |
| 1864323 | CANAKINUMAB 150 MG/ML | Prescribing | RxCUI |
| 1864324 | 1 ML CANAKINUMAB 150 MG/ML INJECTION | Prescribing | RxCUI |
| 1864325 | CANAKINUMAB 150 MG/ML [ILARIS] | Prescribing | RxCUI |
| 1864326 | 1 ML CANAKINUMAB 150 MG/ML INJECTION [ILARIS] | Prescribing | RxCUI |
| 1864327 | CANAKINUMAB 150 MG/ML INJECTION | Prescribing | RxCUI |
| 1864328 | CANAKINUMAB 150 MG/ML INJECTION [ILARIS] | Prescribing | RxCUI |
| 1869512 | EVEROLIMUS 2 MG | Prescribing | RxCUI |
| 1869513 | EVEROLIMUS TABLET FOR ORAL SUSPENSION | Prescribing | RxCUI |
| 1869515 | EVEROLIMUS 2 MG [AFINITOR] | Prescribing | RxCUI |
| 1869516 | EVEROLIMUS TABLET FOR ORAL SUSPENSION [AFINITOR] | Prescribing | RxCUI |

Appendix C.1. List of RxNorm Concept Unique Identifier (RXCUI), Logical Observation Identifiers Names and Codes (LOINC), International Classification of Diseases, Tenth Revision, Clinical Modification (ICD-10-CM), International Classification of Diseases, Tenth Revision, Procedure Coding System (ICD-10-PCS), Healthcare Common Procedure Coding System (HCPCS), and Current Procedural Terminology (CPT) Codes Used to Define Baseline Characteristics for this Request

| Code | Description | Code Category | Code Type |
|---------|---|---------------|-----------|
| 1869518 | EVEROLIMUS 3 MG | Prescribing | RxCUI |
| 1869520 | EVEROLIMUS 3 MG [AFINITOR] | Prescribing | RxCUI |
| 1872979 | 0.4 ML ADALIMUMAB 100 MG/ML AUTO-INJECTOR | Prescribing | RxCUI |
| 1872980 | 0.4 ML ADALIMUMAB 100 MG/ML AUTO-INJECTOR [HUMIRA] | Prescribing | RxCUI |
| 1872981 | ADALIMUMAB 100 MG/ML AUTO-INJECTOR | Prescribing | RxCUI |
| 1872982 | ADALIMUMAB 100 MG/ML AUTO-INJECTOR [HUMIRA] | Prescribing | RxCUI |
| 1872983 | {6 (0.4 ML ADALIMUMAB 100 MG/ML AUTO-INJECTOR) } PACK | Prescribing | RxCUI |
| 1872984 | {6 (0.4 ML ADALIMUMAB 100 MG/ML AUTO-INJECTOR [HUMIRA]) } PACK [HUMIRA PEN 40 MG/0.4 ML STARTER PACK - CROHN'S | Prescribing | RxCUI |
| 1872985 | {4 (0.4 ML ADALIMUMAB 100 MG/ML AUTO-INJECTOR) } PACK | Prescribing | RxCUI |
| 1872986 | {4 (0.4 ML ADALIMUMAB 100 MG/ML AUTO-INJECTOR [HUMIRA]) } PACK [HUMIRA PEN 40 MG/0.4 ML STARTER PACK - PSORIASIS] | Prescribing | RxCUI |
| 1873086 | {3 (0.8 ML ADALIMUMAB 100 MG/ML PREFILLED SYRINGE) } PACK | Prescribing | RxCUI |
| 1873087 | {3 (0.8 ML ADALIMUMAB 100 MG/ML PREFILLED SYRINGE [HUMIRA]) } PACK [HUMIRA PREFILLED SYRINGE 80 MG/0.8 ML STARTER PACK - PEDIATRIC CROHN'S DISEASE] | Prescribing | RxCUI |
| 1876366 | OCRELIZUMAB | Prescribing | RxCUI |
| 1876377 | OCRELIZUMAB 30 MG/ML | Prescribing | RxCUI |
| 1876378 | OCRELIZUMAB INJECTABLE PRODUCT | Prescribing | RxCUI |
| 1876379 | OCRELIZUMAB INJECTION | Prescribing | RxCUI |
| 1876380 | 10 ML OCRELIZUMAB 30 MG/ML INJECTION | Prescribing | RxCUI |
| 1876381 | OCREVUS | Prescribing | RxCUI |
| 1876382 | OCRELIZUMAB 30 MG/ML [OCREVUS] | Prescribing | RxCUI |
| 1876383 | OCRELIZUMAB INJECTION [OCREVUS] | Prescribing | RxCUI |
| 1876384 | OCREVUS INJECTABLE PRODUCT | Prescribing | RxCUI |
| 1876385 | 10 ML OCRELIZUMAB 30 MG/ML INJECTION [OCREVUS] | Prescribing | RxCUI |
| 1876386 | OCRELIZUMAB 30 MG/ML INJECTION | Prescribing | RxCUI |
| 1876387 | OCRELIZUMAB 30 MG/ML INJECTION [OCREVUS] | Prescribing | RxCUI |
| 1921009 | 0.1 ML ADALIMUMAB 100 MG/ML PREFILLED SYRINGE | Prescribing | RxCUI |
| 1921010 | 0.1 ML ADALIMUMAB 100 MG/ML PREFILLED SYRINGE [HUMIRA] | Prescribing | RxCUI |
| 1921016 | 0.2 ML ADALIMUMAB 100 MG/ML PREFILLED SYRINGE | Prescribing | RxCUI |
| 1921017 | 0.2 ML ADALIMUMAB 100 MG/ML PREFILLED SYRINGE [HUMIRA] | Prescribing | RxCUI |
| 1921237 | ADALIMUMAB PEN INJECTOR | Prescribing | RxCUI |
| 1921238 | 0.8 ML ADALIMUMAB 100 MG/ML AUTO-INJECTOR | Prescribing | RxCUI |
| 1921239 | ADALIMUMAB PEN INJECTOR [HUMIRA] | Prescribing | RxCUI |
| 1921240 | 0.8 ML ADALIMUMAB 100 MG/ML AUTO-INJECTOR [HUMIRA] | Prescribing | RxCUI |
| 1921241 | ADALIMUMAB 100 MG/ML PEN INJECTOR | Prescribing | RxCUI |
| 1921242 | ADALIMUMAB 100 MG/ML PEN INJECTOR [HUMIRA] | Prescribing | RxCUI |
| 1921244 | {3 (0.8 ML ADALIMUMAB 100 MG/ML AUTO-INJECTOR) } PACK | Prescribing | RxCUI |

Appendix C.1. List of RxNorm Concept Unique Identifier (RXCUI), Logical Observation Identifiers Names and Codes (LOINC), International Classification of Diseases, Tenth Revision, Clinical Modification (ICD-10-CM), International Classification of Diseases, Tenth Revision, Procedure Coding System (ICD-10-PCS), Healthcare Common Procedure Coding System (HCPCS), and Current Procedural Terminology (CPT) Codes Used to Define Baseline Characteristics for this Request

| Code | Description | Code Category | Code Type |
|---------|---|---------------|-----------|
| 1921245 | {3 (0.8 ML ADALIMUMAB 100 MG/ML AUTO-INJECTOR [HUMIRA]) } PACK [HUMIRA PEN 80 MG/0.8 ML - STARTER PACKAGE FOR CROHN'S DISEASE, ULCERATIVE COLITIS OR HIDRADENITIS SUPPURATIVA] | Prescribing | RxCUI |
| 1921465 | 0.4 ML ADALIMUMAB 100 MG/ML PEN INJECTOR | Prescribing | RxCUI |
| 1921466 | 0.4 ML ADALIMUMAB 100 MG/ML PEN INJECTOR [HUMIRA] | Prescribing | RxCUI |
| 1921467 | {2 (0.4 ML ADALIMUMAB 100 MG/ML AUTO-INJECTOR) / 1 (0.8 ML ADALIMUMAB 100 MG/ML AUTO-INJECTOR) } PACK | Prescribing | RxCUI |
| 1921468 | {2 (0.4 ML ADALIMUMAB 100 MG/ML AUTO-INJECTOR [HUMIRA]) / 1 (0.8 ML ADALIMUMAB 100 MG/ML AUTO-INJECTOR [HUMIRA]) } PACK [HUMIRA PEN 80 MG/0.8 ML AND 40 MG/0.4 ML - PSORIASIS/UVEITIS STARTER PACKAGE] | Prescribing | RxCUI |
| 1921590 | METHOTREXATE ORAL LIQUID PRODUCT | Prescribing | RxCUI |
| 1921591 | METHOTREXATE ORAL SOLUTION | Prescribing | RxCUI |
| 1921592 | METHOTREXATE 2.5 MG/ML ORAL SOLUTION | Prescribing | RxCUI |
| 1921593 | XATMEP | Prescribing | RxCUI |
| 1921594 | METHOTREXATE 2.5 MG/ML [XATMEP] | Prescribing | RxCUI |
| 1921595 | METHOTREXATE ORAL SOLUTION [XATMEP] | Prescribing | RxCUI |
| 1921596 | XATMEP ORAL LIQUID PRODUCT | Prescribing | RxCUI |
| 1921597 | XATMEP ORAL PRODUCT | Prescribing | RxCUI |
| 1921598 | METHOTREXATE 2.5 MG/ML ORAL SOLUTION [XATMEP] | Prescribing | RxCUI |
| 1925208 | DACLIZUMAB AUTO-INJECTOR | Prescribing | RxCUI |
| 1925209 | 1 ML DACLIZUMAB 150 MG/ML AUTO-INJECTOR | Prescribing | RxCUI |
| 1925210 | DACLIZUMAB AUTO-INJECTOR [ZINBRYTA] | Prescribing | RxCUI |
| 1925211 | 1 ML DACLIZUMAB 150 MG/ML AUTO-INJECTOR [ZINBRYTA] | Prescribing | RxCUI |
| 1925212 | DACLIZUMAB 150 MG/ML AUTO-INJECTOR | Prescribing | RxCUI |
| 1925213 | DACLIZUMAB 150 MG/ML AUTO-INJECTOR [ZINBRYTA] | Prescribing | RxCUI |
| 1925254 | 0.4 ML ABATACEPT 125 MG/ML PREFILLED SYRINGE | Prescribing | RxCUI |
| 1925255 | 0.4 ML ABATACEPT 125 MG/ML PREFILLED SYRINGE [ORENCIA] | Prescribing | RxCUI |
| 1925256 | 0.7 ML ABATACEPT 125 MG/ML PREFILLED SYRINGE | Prescribing | RxCUI |
| 1925257 | 0.7 ML ABATACEPT 125 MG/ML PREFILLED SYRINGE [ORENCIA] | Prescribing | RxCUI |
| 1927283 | INFLIXIMAB-ABDA | Prescribing | RxCUI |
| 1927284 | INFLIXIMAB-ABDA 100 MG | Prescribing | RxCUI |
| 1927285 | INFLIXIMAB-ABDA 100 MG INJECTION | Prescribing | RxCUI |
| 1927286 | RENFLEXIS | Prescribing | RxCUI |
| 1927287 | INFLIXIMAB-ABDA 100 MG [RENFLEXIS] | Prescribing | RxCUI |
| 1927288 | INFLIXIMAB INJECTION [RENFLEXIS] | Prescribing | RxCUI |
| 1927289 | RENFLEXIS INJECTABLE PRODUCT | Prescribing | RxCUI |
| 1927290 | INFLIXIMAB-ABDA 100 MG INJECTION [RENFLEXIS] | Prescribing | RxCUI |
| 1927881 | RITUXIMAB 120 MG/ML | Prescribing | RxCUI |
| 1927882 | HYALURONIDASE / RITUXIMAB INJECTABLE PRODUCT | Prescribing | RxCUI |

Appendix C.1. List of RxNorm Concept Unique Identifier (RXCUI), Logical Observation Identifiers Names and Codes (LOINC), International Classification of Diseases, Tenth Revision, Clinical Modification (ICD-10-CM), International Classification of Diseases, Tenth Revision, Procedure Coding System (ICD-10-PCS), Healthcare Common Procedure Coding System (HCPCS), and Current Procedural Terminology (CPT) Codes Used to Define Baseline Characteristics for this Request

| Code | Description | Code Category | Code Type |
|-------------|---|----------------------|------------------|
| 1927883 | HYALURONIDASE / RITUXIMAB INJECTION | Prescribing | RxCUI |
| 1927884 | HYALURONIDASE / RITUXIMAB | Prescribing | RxCUI |
| 1927885 | 11.7 ML HYALURONIDASE, HUMAN RECOMBINANT 2000 UNT/ML / RITUXIMAB 120 MG/ML INJECTION | Prescribing | RxCUI |
| 1927886 | RITUXAN HYCELA | Prescribing | RxCUI |
| 1927887 | HYALURONIDASE, HUMAN RECOMBINANT 2000 UNT/ML / RITUXIMAB 120 MG/ML [RITUXAN HYCELA] | Prescribing | RxCUI |
| 1927888 | HYALURONIDASE / RITUXIMAB INJECTION [RITUXAN HYCELA] | Prescribing | RxCUI |
| 1927889 | RITUXAN HYCELA INJECTABLE PRODUCT | Prescribing | RxCUI |
| 1927890 | 11.7 ML HYALURONIDASE, HUMAN RECOMBINANT 2000 UNT/ML / RITUXIMAB 120 MG/ML INJECTION [RITUXAN HYCELA] | Prescribing | RxCUI |
| 1927891 | HYALURONIDASE, HUMAN RECOMBINANT 2000 UNT/ML / RITUXIMAB 120 MG/ML INJECTION | Prescribing | RxCUI |
| 1927892 | HYALURONIDASE, HUMAN RECOMBINANT 2000 UNT/ML / RITUXIMAB 120 MG/ML INJECTION [RITUXAN HYCELA] | Prescribing | RxCUI |
| 1927893 | 13.4 ML HYALURONIDASE, HUMAN RECOMBINANT 2000 UNT/ML / RITUXIMAB 120 MG/ML INJECTION | Prescribing | RxCUI |
| 1927894 | 13.4 ML HYALURONIDASE, HUMAN RECOMBINANT 2000 UNT/ML / RITUXIMAB 120 MG/ML INJECTION [RITUXAN HYCELA] | Prescribing | RxCUI |
| 1939294 | BELIMUMAB 200 MG/ML | Prescribing | RxCUI |
| 1939295 | BELIMUMAB AUTO-INJECTOR | Prescribing | RxCUI |
| 1939296 | 1 ML BELIMUMAB 200 MG/ML AUTO-INJECTOR | Prescribing | RxCUI |
| 1939297 | BELIMUMAB 200 MG/ML [BENLYSTA] | Prescribing | RxCUI |
| 1939298 | BELIMUMAB AUTO-INJECTOR [BENLYSTA] | Prescribing | RxCUI |
| 1939299 | 1 ML BELIMUMAB 200 MG/ML AUTO-INJECTOR [BENLYSTA] | Prescribing | RxCUI |
| 1939300 | BELIMUMAB 200 MG/ML AUTO-INJECTOR | Prescribing | RxCUI |
| 1939301 | BELIMUMAB 200 MG/ML AUTO-INJECTOR [BENLYSTA] | Prescribing | RxCUI |
| 1939345 | BELIMUMAB PREFILLED SYRINGE | Prescribing | RxCUI |
| 1939346 | 1 ML BELIMUMAB 200 MG/ML PREFILLED SYRINGE | Prescribing | RxCUI |
| 1939347 | BELIMUMAB PREFILLED SYRINGE [BENLYSTA] | Prescribing | RxCUI |
| 1939348 | 1 ML BELIMUMAB 200 MG/ML PREFILLED SYRINGE [BENLYSTA] | Prescribing | RxCUI |
| 1939349 | BELIMUMAB 200 MG/ML PREFILLED SYRINGE | Prescribing | RxCUI |
| 1939350 | BELIMUMAB 200 MG/ML PREFILLED SYRINGE [BENLYSTA] | Prescribing | RxCUI |
| 1946772 | METHOTREXATE 25 MG/ML INJECTABLE SOLUTION | Prescribing | RxCUI |
| 2048565 | TOFACITINIB 10 MG | Prescribing | RxCUI |
| 2048566 | TOFACITINIB 10 MG ORAL TABLET | Prescribing | RxCUI |
| 2048567 | TOFACITINIB 10 MG [XELJANZ] | Prescribing | RxCUI |
| 2048568 | TOFACITINIB 10 MG ORAL TABLET [XELJANZ] | Prescribing | RxCUI |
| 2052503 | TACROLIMUS 0.2 MG | Prescribing | RxCUI |
| 2052603 | TACROLIMUS GRANULE PRODUCT | Prescribing | RxCUI |

Appendix C.1. List of RxNorm Concept Unique Identifier (RXCUI), Logical Observation Identifiers Names and Codes (LOINC), International Classification of Diseases, Tenth Revision, Clinical Modification (ICD-10-CM), International Classification of Diseases, Tenth Revision, Procedure Coding System (ICD-10-PCS), Healthcare Common Procedure Coding System (HCPCS), and Current Procedural Terminology (CPT) Codes Used to Define Baseline Characteristics for this Request

| Code | Description | Code Category | Code Type |
|-------------|--|----------------------|------------------|
| 2052604 | TACROLIMUS GRANULES FOR ORAL SUSPENSION | Prescribing | RxCUI |
| 2052605 | TACROLIMUS 0.2 MG GRANULES FOR ORAL SUSPENSION | Prescribing | RxCUI |
| 2052606 | TACROLIMUS 0.2 MG [PROGRAF] | Prescribing | RxCUI |
| 2052607 | TACROLIMUS GRANULES FOR ORAL SUSPENSION [PROGRAF] | Prescribing | RxCUI |
| 2052608 | PROGRAF GRANULE PRODUCT | Prescribing | RxCUI |
| 2052609 | TACROLIMUS 0.2 MG GRANULES FOR ORAL SUSPENSION [PROGRAF] | Prescribing | RxCUI |
| 2052703 | TACROLIMUS 1 MG GRANULES FOR ORAL SUSPENSION | Prescribing | RxCUI |
| 2052704 | TACROLIMUS 1 MG GRANULES FOR ORAL SUSPENSION [PROGRAF] | Prescribing | RxCUI |
| 2056894 | EVEROLIMUS 1 MG | Prescribing | RxCUI |
| 2056895 | EVEROLIMUS 1 MG ORAL TABLET | Prescribing | RxCUI |
| 2056896 | EVEROLIMUS 1 MG [ZORTRESS] | Prescribing | RxCUI |
| 2056897 | EVEROLIMUS 1 MG ORAL TABLET [ZORTRESS] | Prescribing | RxCUI |
| 2103476 | INFLIXIMAB-QBTX | Prescribing | RxCUI |
| 2103477 | ADALIMUMAB-ADBIM | Prescribing | RxCUI |
| 2103479 | ADALIMUMAB-ATTO | Prescribing | RxCUI |
| 2103480 | ETANERCEPT-SZZS | Prescribing | RxCUI |
| 2104603 | EMAPALUMAB-LZSG | Prescribing | RxCUI |
| 2104604 | EMAPALUMAB | Prescribing | RxCUI |
| 2104608 | EMAPALUMAB-LZSG 5 MG/ML | Prescribing | RxCUI |
| 2104609 | EMAPALUMAB INJECTABLE PRODUCT | Prescribing | RxCUI |
| 2104610 | EMAPALUMAB INJECTION | Prescribing | RxCUI |
| 2104611 | 2 ML EMAPALUMAB-LZSG 5 MG/ML INJECTION | Prescribing | RxCUI |
| 2104612 | GAMIFANT | Prescribing | RxCUI |
| 2104613 | EMAPALUMAB-LZSG 5 MG/ML [GAMIFANT] | Prescribing | RxCUI |
| 2104614 | EMAPALUMAB INJECTION [GAMIFANT] | Prescribing | RxCUI |
| 2104615 | GAMIFANT INJECTABLE PRODUCT | Prescribing | RxCUI |
| 2104616 | 2 ML EMAPALUMAB-LZSG 5 MG/ML INJECTION [GAMIFANT] | Prescribing | RxCUI |
| 2104617 | EMAPALUMAB-LZSG 5 MG/ML INJECTION | Prescribing | RxCUI |
| 2104618 | EMAPALUMAB-LZSG 5 MG/ML INJECTION [GAMIFANT] | Prescribing | RxCUI |
| 2104621 | 10 ML EMAPALUMAB-LZSG 5 MG/ML INJECTION | Prescribing | RxCUI |
| 2104622 | 10 ML EMAPALUMAB-LZSG 5 MG/ML INJECTION [GAMIFANT] | Prescribing | RxCUI |
| 2105824 | RITUXIMAB-ABBS | Prescribing | RxCUI |
| 2105825 | RITUXIMAB-ABBS 10 MG/ML | Prescribing | RxCUI |
| 2105826 | 10 ML RITUXIMAB-ABBS 10 MG/ML INJECTION | Prescribing | RxCUI |
| 2105827 | TRUXIMA | Prescribing | RxCUI |
| 2105828 | RITUXIMAB-ABBS 10 MG/ML [TRUXIMA] | Prescribing | RxCUI |
| 2105829 | RITUXIMAB INJECTION [TRUXIMA] | Prescribing | RxCUI |
| 2105830 | TRUXIMA INJECTABLE PRODUCT | Prescribing | RxCUI |
| 2105831 | 10 ML RITUXIMAB-ABBS 10 MG/ML INJECTION [TRUXIMA] | Prescribing | RxCUI |
| 2105832 | RITUXIMAB-ABBS 10 MG/ML INJECTION | Prescribing | RxCUI |

Appendix C.1. List of RxNorm Concept Unique Identifier (RXCUI), Logical Observation Identifiers Names and Codes (LOINC), International Classification of Diseases, Tenth Revision, Clinical Modification (ICD-10-CM), International Classification of Diseases, Tenth Revision, Procedure Coding System (ICD-10-PCS), Healthcare Common Procedure Coding System (HCPCS), and Current Procedural Terminology (CPT) Codes Used to Define Baseline Characteristics for this Request

| Code | Description | Code Category | Code Type |
|-------------|--|----------------------|------------------|
| 2105833 | RITUXIMAB-ABBS 10 MG/ML INJECTION [TRUXIMA] | Prescribing | RxCUI |
| 2105834 | 50 ML RITUXIMAB-ABBS 10 MG/ML INJECTION | Prescribing | RxCUI |
| 2105835 | 50 ML RITUXIMAB-ABBS 10 MG/ML INJECTION [TRUXIMA] | Prescribing | RxCUI |
| 2106072 | TOCILIZUMAB AUTO-INJECTOR | Prescribing | RxCUI |
| 2106073 | 0.9 ML TOCILIZUMAB 180 MG/ML AUTO-INJECTOR | Prescribing | RxCUI |
| 2106074 | TOCILIZUMAB AUTO-INJECTOR [ACTEMRA] | Prescribing | RxCUI |
| 2106075 | 0.9 ML TOCILIZUMAB 180 MG/ML AUTO-INJECTOR [ACTEMRA] | Prescribing | RxCUI |
| 2106076 | TOCILIZUMAB 180 MG/ML AUTO-INJECTOR | Prescribing | RxCUI |
| 2106077 | TOCILIZUMAB 180 MG/ML AUTO-INJECTOR [ACTEMRA] | Prescribing | RxCUI |
| 2182337 | ETANERCEPT CARTRIDGE | Prescribing | RxCUI |
| 2182338 | 1 ML ETANERCEPT 50 MG/ML CARTRIDGE | Prescribing | RxCUI |
| 2182339 | ETANERCEPT CARTRIDGE [ENBREL] | Prescribing | RxCUI |
| 2182340 | 1 ML ETANERCEPT 50 MG/ML CARTRIDGE [ENBREL] | Prescribing | RxCUI |
| 2182341 | ETANERCEPT 50 MG/ML CARTRIDGE | Prescribing | RxCUI |
| 2182342 | ETANERCEPT 50 MG/ML CARTRIDGE [ENBREL] | Prescribing | RxCUI |
| 2266523 | INFLIXIMAB-AXXQ | Prescribing | RxCUI |
| 2266524 | INFLIXIMAB-AXXQ 100 MG | Prescribing | RxCUI |
| 2266525 | INFLIXIMAB-AXXQ 100 MG INJECTION | Prescribing | RxCUI |
| 2266526 | AVSOLA | Prescribing | RxCUI |
| 2266527 | INFLIXIMAB-AXXQ 100 MG [AVSOLA] | Prescribing | RxCUI |
| 2266528 | INFLIXIMAB INJECTION [AVSOLA] | Prescribing | RxCUI |
| 2266529 | AVSOLA INJECTABLE PRODUCT | Prescribing | RxCUI |
| 2266530 | INFLIXIMAB-AXXQ 100 MG INJECTION [AVSOLA] | Prescribing | RxCUI |
| 2273112 | TOFACITINIB 22 MG | Prescribing | RxCUI |
| 2273113 | 24 HR TOFACITINIB 22 MG EXTENDED RELEASE ORAL TABLET | Prescribing | RxCUI |
| 2273114 | TOFACITINIB 22 MG [XELJANZ] | Prescribing | RxCUI |
| 2273115 | 24 HR TOFACITINIB 22 MG EXTENDED RELEASE ORAL TABLET [XELJANZ] | Prescribing | RxCUI |
| 2273116 | TOFACITINIB 22 MG EXTENDED RELEASE ORAL TABLET | Prescribing | RxCUI |
| 2273117 | TOFACITINIB 22 MG EXTENDED RELEASE ORAL TABLET [XELJANZ] | Prescribing | RxCUI |
| 2273510 | RITUXIMAB-PVVR | Prescribing | RxCUI |
| 2273511 | RITUXIMAB-PVVR 10 MG/ML | Prescribing | RxCUI |
| 2273512 | 10 ML RITUXIMAB-PVVR 10 MG/ML INJECTION | Prescribing | RxCUI |
| 2273513 | RUXIENCE | Prescribing | RxCUI |
| 2273514 | RITUXIMAB-PVVR 10 MG/ML [RUXIENCE] | Prescribing | RxCUI |
| 2273515 | RITUXIMAB INJECTION [RUXIENCE] | Prescribing | RxCUI |
| 2273516 | RUXIENCE INJECTABLE PRODUCT | Prescribing | RxCUI |
| 2273517 | 10 ML RITUXIMAB-PVVR 10 MG/ML INJECTION [RUXIENCE] | Prescribing | RxCUI |
| 2273518 | RITUXIMAB-PVVR 10 MG/ML INJECTION | Prescribing | RxCUI |
| 2273519 | RITUXIMAB-PVVR 10 MG/ML INJECTION [RUXIENCE] | Prescribing | RxCUI |

Appendix C.1. List of RxNorm Concept Unique Identifier (RXCUI), Logical Observation Identifiers Names and Codes (LOINC), International Classification of Diseases, Tenth Revision, Clinical Modification (ICD-10-CM), International Classification of Diseases, Tenth Revision, Procedure Coding System (ICD-10-PCS), Healthcare Common Procedure Coding System (HCPCS), and Current Procedural Terminology (CPT) Codes Used to Define Baseline Characteristics for this Request

| Code | Description | Code Category | Code Type |
|---------------------------|--|---------------|-----------|
| 2273520 | 50 ML RITUXIMAB-PVVR 10 MG/ML INJECTION | Prescribing | RxCUI |
| 2273521 | 50 ML RITUXIMAB-PVVR 10 MG/ML INJECTION [RUXIENCE] | Prescribing | RxCUI |
| C9050 | Injection, emapalumab-lzsg, 1 mg | Procedure | HCPCS/CPT |
| C9110 | Injection, alemtuzumab, per 10 mg/ ml | Procedure | HCPCS/CPT |
| J0202 | Injection, alemtuzumab, 1 mg | Procedure | HCPCS/CPT |
| J9010 | Injection, alemtuzumab, 10 mg | Procedure | HCPCS/CPT |
| J9210 | Injection, emapalumab-lzsg, 1 mg | Procedure | HCPCS/CPT |
| Q9979 | Injection, Alemtuzumab, 1 mg | Procedure | HCPCS/CPT |
| S0087 | Injection, alemtuzumab, 30 mg | Procedure | HCPCS/CPT |
| Interstitial Lung Disease | | | |
| J84 | OTHER INTERSTITIAL PULMONARY DISEASES | Diagnosis | ICD-10-CM |
| J84.0 | ALVEOLAR AND PARIETO-ALVEOLAR CONDITIONS | Diagnosis | ICD-10-CM |
| J84.01 | ALVEOLAR PROTEINOSIS | Diagnosis | ICD-10-CM |
| J84.02 | PULMONARY ALVEOLAR MICROLITHIASIS | Diagnosis | ICD-10-CM |
| J84.03 | IDIOPATHIC PULMONARY HEMOSIDEROSIS | Diagnosis | ICD-10-CM |
| J84.09 | OTHER ALVEOLAR AND PARIETO-ALVEOLAR CONDITIONS | Diagnosis | ICD-10-CM |
| J84.1 | OTH INTERSTITIAL PULMONARY DISEASES W/FIBROSIS | Diagnosis | ICD-10-CM |
| J84.10 | PULMONARY FIBROSIS UNSPECIFIED | Diagnosis | ICD-10-CM |
| J84.11 | IDIOPATHIC INTERSTITIAL PNEUMONIA | Diagnosis | ICD-10-CM |
| J84.111 | IDIOPATHIC INTERSTITIAL PNEUMONIA NOS | Diagnosis | ICD-10-CM |
| J84.112 | IDIOPATHIC PULMONARY FIBROSIS | Diagnosis | ICD-10-CM |
| J84.113 | IDIOPATHIC NON-SPECIFIC INTERSTITIAL PNEUMONITIS | Diagnosis | ICD-10-CM |
| J84.114 | ACUTE INTERSTITIAL PNEUMONITIS | Diagnosis | ICD-10-CM |
| J84.115 | RESPIRATORY BRONCHIOLITIS INTERST LUNG DISEASE | Diagnosis | ICD-10-CM |
| J84.116 | CRYPTOGENIC ORGANIZING PNEUMONIA | Diagnosis | ICD-10-CM |
| J84.117 | DESQUAMATIVE INTERSTITIAL PNEUMONIA | Diagnosis | ICD-10-CM |
| J84.17 | OTHER INTERST PULM DZ W/FIBROSIS DZ CLASS ELSW | Diagnosis | ICD-10-CM |
| J84.170 | INTRSTIT LNG DIS W PRGR FIBRT PHNTYP DIS CLASS E | Diagnosis | ICD-10-CM |
| J84.178 | OTH INTERSTIT PULMON DIS FIBROSIS DIS CLASS ELSW | Diagnosis | ICD-10-CM |
| J84.2 | LYMPHOID INTERSTITIAL PNEUMONIA | Diagnosis | ICD-10-CM |
| J84.8 | OTHER SPECIFIED INTERSTITIAL PULMONARY DISEASES | Diagnosis | ICD-10-CM |
| J84.81 | LYMPHANGIOLEIOMYOMATOSIS | Diagnosis | ICD-10-CM |
| J84.82 | ADULT PULMONARY LANGERHANS CELL HISTIOCYTOSIS | Diagnosis | ICD-10-CM |
| J84.83 | SURFACTANT MUTATIONS OF THE LUNG | Diagnosis | ICD-10-CM |
| J84.84 | OTHER INTERSTITIAL LUNG DISEASES OF CHILDHOOD | Diagnosis | ICD-10-CM |
| J84.841 | NEUROENDOCRINE CELL HYPERPLASIA OF INFANCY | Diagnosis | ICD-10-CM |
| J84.842 | PULMONARY INTERSTITIAL GLYCOGENOSIS | Diagnosis | ICD-10-CM |
| J84.843 | ALVEOL CAPILLARY DYSPLASIA W/VEIN MISALIGNMENT | Diagnosis | ICD-10-CM |
| J84.848 | OTHER INTERSTITIAL LUNG DISEASES OF CHILDHOOD | Diagnosis | ICD-10-CM |
| J84.89 | OTHER SPECIFIED INTERSTITIAL PULMONARY DISEASES | Diagnosis | ICD-10-CM |

Appendix C.1. List of RxNorm Concept Unique Identifier (RXCUI), Logical Observation Identifiers Names and Codes (LOINC), International Classification of Diseases, Tenth Revision, Clinical Modification (ICD-10-CM), International Classification of Diseases, Tenth Revision, Procedure Coding System (ICD-10-PCS), Healthcare Common Procedure Coding System (HCPCS), and Current Procedural Terminology (CPT) Codes Used to Define Baseline Characteristics for this Request

| Code | Description | Code Category | Code Type |
|-------------------|--|----------------------|------------------|
| J84.9 | INTERSTITIAL PULMONARY DISEASE UNSPECIFIED | Diagnosis | ICD-10-CM |
| Ivermectin | | | |
| 6069 | Ivermectin | Prescribing | RxCUI |
| 199998 | Ivermectin | Prescribing | RxCUI |
| 212403 | Ivermectin | Prescribing | RxCUI |
| 261314 | Ivermectin | Prescribing | RxCUI |
| 311207 | Ivermectin | Prescribing | RxCUI |
| 316114 | Ivermectin | Prescribing | RxCUI |
| 330366 | Ivermectin | Prescribing | RxCUI |
| 368219 | Ivermectin | Prescribing | RxCUI |
| 370726 | Ivermectin | Prescribing | RxCUI |
| 541937 | Ivermectin | Prescribing | RxCUI |
| 541938 | Ivermectin | Prescribing | RxCUI |
| 541939 | Ivermectin | Prescribing | RxCUI |
| 572592 | Ivermectin | Prescribing | RxCUI |
| 574536 | Ivermectin | Prescribing | RxCUI |
| 855486 | Ivermectin | Prescribing | RxCUI |
| 855487 | Ivermectin | Prescribing | RxCUI |
| 855488 | Ivermectin | Prescribing | RxCUI |
| 855490 | Ivermectin | Prescribing | RxCUI |
| 855491 | Ivermectin | Prescribing | RxCUI |
| 855492 | Ivermectin | Prescribing | RxCUI |
| 865263 | Ivermectin | Prescribing | RxCUI |
| 865267 | Ivermectin | Prescribing | RxCUI |
| 865275 | Ivermectin | Prescribing | RxCUI |
| 866037 | Ivermectin | Prescribing | RxCUI |
| 866038 | Ivermectin | Prescribing | RxCUI |
| 866039 | Ivermectin | Prescribing | RxCUI |
| 866040 | Ivermectin | Prescribing | RxCUI |
| 866295 | Ivermectin | Prescribing | RxCUI |
| 866296 | Ivermectin | Prescribing | RxCUI |
| 866297 | Ivermectin | Prescribing | RxCUI |
| 867595 | Ivermectin | Prescribing | RxCUI |
| 867596 | Ivermectin | Prescribing | RxCUI |
| 867597 | Ivermectin | Prescribing | RxCUI |
| 867599 | Ivermectin | Prescribing | RxCUI |
| 867600 | Ivermectin | Prescribing | RxCUI |
| 867601 | Ivermectin | Prescribing | RxCUI |
| 884013 | Ivermectin | Prescribing | RxCUI |
| 884014 | Ivermectin | Prescribing | RxCUI |

Appendix C.1. List of RxNorm Concept Unique Identifier (RXCUI), Logical Observation Identifiers Names and Codes (LOINC), International Classification of Diseases, Tenth Revision, Clinical Modification (ICD-10-CM), International Classification of Diseases, Tenth Revision, Procedure Coding System (ICD-10-PCS), Healthcare Common Procedure Coding System (HCPCS), and Current Procedural Terminology (CPT) Codes Used to Define Baseline Characteristics for this Request

| Code | Description | Code Category | Code Type |
|-------------|--------------------|----------------------|------------------|
| 894873 | Ivermectin | Prescribing | RxCUI |
| 894874 | Ivermectin | Prescribing | RxCUI |
| 894875 | Ivermectin | Prescribing | RxCUI |
| 895879 | Ivermectin | Prescribing | RxCUI |
| 895882 | Ivermectin | Prescribing | RxCUI |
| 895883 | Ivermectin | Prescribing | RxCUI |
| 895885 | Ivermectin | Prescribing | RxCUI |
| 895886 | Ivermectin | Prescribing | RxCUI |
| 895887 | Ivermectin | Prescribing | RxCUI |
| 895890 | Ivermectin | Prescribing | RxCUI |
| 895893 | Ivermectin | Prescribing | RxCUI |
| 895894 | Ivermectin | Prescribing | RxCUI |
| 895895 | Ivermectin | Prescribing | RxCUI |
| 895896 | Ivermectin | Prescribing | RxCUI |
| 895899 | Ivermectin | Prescribing | RxCUI |
| 895900 | Ivermectin | Prescribing | RxCUI |
| 895901 | Ivermectin | Prescribing | RxCUI |
| 895902 | Ivermectin | Prescribing | RxCUI |
| 895905 | Ivermectin | Prescribing | RxCUI |
| 895906 | Ivermectin | Prescribing | RxCUI |
| 895907 | Ivermectin | Prescribing | RxCUI |
| 896958 | Ivermectin | Prescribing | RxCUI |
| 896960 | Ivermectin | Prescribing | RxCUI |
| 896963 | Ivermectin | Prescribing | RxCUI |
| 896964 | Ivermectin | Prescribing | RxCUI |
| 896966 | Ivermectin | Prescribing | RxCUI |
| 896967 | Ivermectin | Prescribing | RxCUI |
| 900450 | Ivermectin | Prescribing | RxCUI |
| 900452 | Ivermectin | Prescribing | RxCUI |
| 900453 | Ivermectin | Prescribing | RxCUI |
| 900454 | Ivermectin | Prescribing | RxCUI |
| 901790 | Ivermectin | Prescribing | RxCUI |
| 901791 | Ivermectin | Prescribing | RxCUI |
| 901792 | Ivermectin | Prescribing | RxCUI |
| 902281 | Ivermectin | Prescribing | RxCUI |
| 902282 | Ivermectin | Prescribing | RxCUI |
| 902283 | Ivermectin | Prescribing | RxCUI |
| 902284 | Ivermectin | Prescribing | RxCUI |
| 902285 | Ivermectin | Prescribing | RxCUI |
| 905137 | Ivermectin | Prescribing | RxCUI |

Appendix C.1. List of RxNorm Concept Unique Identifier (RXCUI), Logical Observation Identifiers Names and Codes (LOINC), International Classification of Diseases, Tenth Revision, Clinical Modification (ICD-10-CM), International Classification of Diseases, Tenth Revision, Procedure Coding System (ICD-10-PCS), Healthcare Common Procedure Coding System (HCPCS), and Current Procedural Terminology (CPT) Codes Used to Define Baseline Characteristics for this Request

| Code | Description | Code Category | Code Type |
|-------------|--------------------|----------------------|------------------|
| 905138 | Ivermectin | Prescribing | RxCUI |
| 905139 | Ivermectin | Prescribing | RxCUI |
| 905298 | Ivermectin | Prescribing | RxCUI |
| 905299 | Ivermectin | Prescribing | RxCUI |
| 905300 | Ivermectin | Prescribing | RxCUI |
| 966741 | Ivermectin | Prescribing | RxCUI |
| 966742 | Ivermectin | Prescribing | RxCUI |
| 966743 | Ivermectin | Prescribing | RxCUI |
| 966745 | Ivermectin | Prescribing | RxCUI |
| 966746 | Ivermectin | Prescribing | RxCUI |
| 966747 | Ivermectin | Prescribing | RxCUI |
| 968987 | Ivermectin | Prescribing | RxCUI |
| 968988 | Ivermectin | Prescribing | RxCUI |
| 968989 | Ivermectin | Prescribing | RxCUI |
| 968991 | Ivermectin | Prescribing | RxCUI |
| 968992 | Ivermectin | Prescribing | RxCUI |
| 968993 | Ivermectin | Prescribing | RxCUI |
| 978029 | Ivermectin | Prescribing | RxCUI |
| 978030 | Ivermectin | Prescribing | RxCUI |
| 978031 | Ivermectin | Prescribing | RxCUI |
| 978032 | Ivermectin | Prescribing | RxCUI |
| 978033 | Ivermectin | Prescribing | RxCUI |
| 993774 | Ivermectin | Prescribing | RxCUI |
| 993775 | Ivermectin | Prescribing | RxCUI |
| 993776 | Ivermectin | Prescribing | RxCUI |
| 994497 | Ivermectin | Prescribing | RxCUI |
| 994498 | Ivermectin | Prescribing | RxCUI |
| 994505 | Ivermectin | Prescribing | RxCUI |
| 994506 | Ivermectin | Prescribing | RxCUI |
| 994507 | Ivermectin | Prescribing | RxCUI |
| 995487 | Ivermectin | Prescribing | RxCUI |
| 995488 | Ivermectin | Prescribing | RxCUI |
| 995489 | Ivermectin | Prescribing | RxCUI |
| 995491 | Ivermectin | Prescribing | RxCUI |
| 995492 | Ivermectin | Prescribing | RxCUI |
| 995493 | Ivermectin | Prescribing | RxCUI |
| 995498 | Ivermectin | Prescribing | RxCUI |
| 995500 | Ivermectin | Prescribing | RxCUI |
| 995502 | Ivermectin | Prescribing | RxCUI |
| 995503 | Ivermectin | Prescribing | RxCUI |

Appendix C.1. List of RxNorm Concept Unique Identifier (RXCUI), Logical Observation Identifiers Names and Codes (LOINC), International Classification of Diseases, Tenth Revision, Clinical Modification (ICD-10-CM), International Classification of Diseases, Tenth Revision, Procedure Coding System (ICD-10-PCS), Healthcare Common Procedure Coding System (HCPCS), and Current Procedural Terminology (CPT) Codes Used to Define Baseline Characteristics for this Request

| Code | Description | Code Category | Code Type |
|-------------|--------------------|----------------------|------------------|
| 995504 | Ivermectin | Prescribing | RxCUI |
| 1006535 | Ivermectin | Prescribing | RxCUI |
| 1006536 | Ivermectin | Prescribing | RxCUI |
| 1006538 | Ivermectin | Prescribing | RxCUI |
| 1006539 | Ivermectin | Prescribing | RxCUI |
| 1006540 | Ivermectin | Prescribing | RxCUI |
| 1006541 | Ivermectin | Prescribing | RxCUI |
| 1006542 | Ivermectin | Prescribing | RxCUI |
| 1006543 | Ivermectin | Prescribing | RxCUI |
| 1006544 | Ivermectin | Prescribing | RxCUI |
| 1006545 | Ivermectin | Prescribing | RxCUI |
| 1006546 | Ivermectin | Prescribing | RxCUI |
| 1006547 | Ivermectin | Prescribing | RxCUI |
| 1006548 | Ivermectin | Prescribing | RxCUI |
| 1006549 | Ivermectin | Prescribing | RxCUI |
| 1006550 | Ivermectin | Prescribing | RxCUI |
| 1006551 | Ivermectin | Prescribing | RxCUI |
| 1006552 | Ivermectin | Prescribing | RxCUI |
| 1006553 | Ivermectin | Prescribing | RxCUI |
| 1006554 | Ivermectin | Prescribing | RxCUI |
| 1006631 | Ivermectin | Prescribing | RxCUI |
| 1006632 | Ivermectin | Prescribing | RxCUI |
| 1006634 | Ivermectin | Prescribing | RxCUI |
| 1006635 | Ivermectin | Prescribing | RxCUI |
| 1006637 | Ivermectin | Prescribing | RxCUI |
| 1006641 | Ivermectin | Prescribing | RxCUI |
| 1006642 | Ivermectin | Prescribing | RxCUI |
| 1006643 | Ivermectin | Prescribing | RxCUI |
| 1006645 | Ivermectin | Prescribing | RxCUI |
| 1006646 | Ivermectin | Prescribing | RxCUI |
| 1006647 | Ivermectin | Prescribing | RxCUI |
| 1007507 | Ivermectin | Prescribing | RxCUI |
| 1007614 | Ivermectin | Prescribing | RxCUI |
| 1007808 | Ivermectin | Prescribing | RxCUI |
| 1008297 | Ivermectin | Prescribing | RxCUI |
| 1010445 | Ivermectin | Prescribing | RxCUI |
| 1010447 | Ivermectin | Prescribing | RxCUI |
| 1010448 | Ivermectin | Prescribing | RxCUI |
| 1043444 | Ivermectin | Prescribing | RxCUI |
| 1043445 | Ivermectin | Prescribing | RxCUI |

Appendix C.1. List of RxNorm Concept Unique Identifier (RXCUI), Logical Observation Identifiers Names and Codes (LOINC), International Classification of Diseases, Tenth Revision, Clinical Modification (ICD-10-CM), International Classification of Diseases, Tenth Revision, Procedure Coding System (ICD-10-PCS), Healthcare Common Procedure Coding System (HCPCS), and Current Procedural Terminology (CPT) Codes Used to Define Baseline Characteristics for this Request

| Code | Description | Code Category | Code Type |
|-------------|--------------------|----------------------|------------------|
| 1043446 | Ivermectin | Prescribing | RxCUI |
| 1047092 | Ivermectin | Prescribing | RxCUI |
| 1047093 | Ivermectin | Prescribing | RxCUI |
| 1047094 | Ivermectin | Prescribing | RxCUI |
| 1047096 | Ivermectin | Prescribing | RxCUI |
| 1047097 | Ivermectin | Prescribing | RxCUI |
| 1047098 | Ivermectin | Prescribing | RxCUI |
| 1047477 | Ivermectin | Prescribing | RxCUI |
| 1047478 | Ivermectin | Prescribing | RxCUI |
| 1047479 | Ivermectin | Prescribing | RxCUI |
| 1050949 | Ivermectin | Prescribing | RxCUI |
| 1050950 | Ivermectin | Prescribing | RxCUI |
| 1050951 | Ivermectin | Prescribing | RxCUI |
| 1159779 | Ivermectin | Prescribing | RxCUI |
| 1159780 | Ivermectin | Prescribing | RxCUI |
| 1159781 | Ivermectin | Prescribing | RxCUI |
| 1160340 | Ivermectin | Prescribing | RxCUI |
| 1160341 | Ivermectin | Prescribing | RxCUI |
| 1160342 | Ivermectin | Prescribing | RxCUI |
| 1160343 | Ivermectin | Prescribing | RxCUI |
| 1160344 | Ivermectin | Prescribing | RxCUI |
| 1160345 | Ivermectin | Prescribing | RxCUI |
| 1160346 | Ivermectin | Prescribing | RxCUI |
| 1160347 | Ivermectin | Prescribing | RxCUI |
| 1160348 | Ivermectin | Prescribing | RxCUI |
| 1163779 | Ivermectin | Prescribing | RxCUI |
| 1242505 | Ivermectin | Prescribing | RxCUI |
| 1242506 | Ivermectin | Prescribing | RxCUI |
| 1242508 | Ivermectin | Prescribing | RxCUI |
| 1244602 | Ivermectin | Prescribing | RxCUI |
| 1245100 | Ivermectin | Prescribing | RxCUI |
| 1245101 | Ivermectin | Prescribing | RxCUI |
| 1245102 | Ivermectin | Prescribing | RxCUI |
| 1245103 | Ivermectin | Prescribing | RxCUI |
| 1245105 | Ivermectin | Prescribing | RxCUI |
| 1246672 | Ivermectin | Prescribing | RxCUI |
| 1246673 | Ivermectin | Prescribing | RxCUI |
| 1294834 | Ivermectin | Prescribing | RxCUI |
| 1294946 | Ivermectin | Prescribing | RxCUI |
| 1295308 | Ivermectin | Prescribing | RxCUI |

Appendix C.1. List of RxNorm Concept Unique Identifier (RXCUI), Logical Observation Identifiers Names and Codes (LOINC), International Classification of Diseases, Tenth Revision, Clinical Modification (ICD-10-CM), International Classification of Diseases, Tenth Revision, Procedure Coding System (ICD-10-PCS), Healthcare Common Procedure Coding System (HCPCS), and Current Procedural Terminology (CPT) Codes Used to Define Baseline Characteristics for this Request

| Code | Description | Code Category | Code Type |
|-------------|--------------------|----------------------|------------------|
| 1298425 | Ivermectin | Prescribing | RxCUI |
| 1298427 | Ivermectin | Prescribing | RxCUI |
| 1313065 | Ivermectin | Prescribing | RxCUI |
| 1313066 | Ivermectin | Prescribing | RxCUI |
| 1313070 | Ivermectin | Prescribing | RxCUI |
| 1313115 | Ivermectin | Prescribing | RxCUI |
| 1313116 | Ivermectin | Prescribing | RxCUI |
| 1313970 | Ivermectin | Prescribing | RxCUI |
| 1313971 | Ivermectin | Prescribing | RxCUI |
| 1356519 | Ivermectin | Prescribing | RxCUI |
| 1356520 | Ivermectin | Prescribing | RxCUI |
| 1356524 | Ivermectin | Prescribing | RxCUI |
| 1356526 | Ivermectin | Prescribing | RxCUI |
| 1356527 | Ivermectin | Prescribing | RxCUI |
| 1356528 | Ivermectin | Prescribing | RxCUI |
| 1356529 | Ivermectin | Prescribing | RxCUI |
| 1356530 | Ivermectin | Prescribing | RxCUI |
| 1356531 | Ivermectin | Prescribing | RxCUI |
| 1359237 | Ivermectin | Prescribing | RxCUI |
| 1359238 | Ivermectin | Prescribing | RxCUI |
| 1359242 | Ivermectin | Prescribing | RxCUI |
| 1359251 | Ivermectin | Prescribing | RxCUI |
| 1359256 | Ivermectin | Prescribing | RxCUI |
| 1359258 | Ivermectin | Prescribing | RxCUI |
| 1359263 | Ivermectin | Prescribing | RxCUI |
| 1359538 | Ivermectin | Prescribing | RxCUI |
| 1359791 | Ivermectin | Prescribing | RxCUI |
| 1359806 | Ivermectin | Prescribing | RxCUI |
| 1359831 | Ivermectin | Prescribing | RxCUI |
| 1359832 | Ivermectin | Prescribing | RxCUI |
| 1359972 | Ivermectin | Prescribing | RxCUI |
| 1360130 | Ivermectin | Prescribing | RxCUI |
| 1360295 | Ivermectin | Prescribing | RxCUI |
| 1360306 | Ivermectin | Prescribing | RxCUI |
| 1360419 | Ivermectin | Prescribing | RxCUI |
| 1360425 | Ivermectin | Prescribing | RxCUI |
| 1363360 | Ivermectin | Prescribing | RxCUI |
| 1363361 | Ivermectin | Prescribing | RxCUI |
| 1363362 | Ivermectin | Prescribing | RxCUI |
| 1363363 | Ivermectin | Prescribing | RxCUI |

Appendix C.1. List of RxNorm Concept Unique Identifier (RXCUI), Logical Observation Identifiers Names and Codes (LOINC), International Classification of Diseases, Tenth Revision, Clinical Modification (ICD-10-CM), International Classification of Diseases, Tenth Revision, Procedure Coding System (ICD-10-PCS), Healthcare Common Procedure Coding System (HCPCS), and Current Procedural Terminology (CPT) Codes Used to Define Baseline Characteristics for this Request

| Code | Description | Code Category | Code Type |
|-------------|--------------------|----------------------|------------------|
| 1363485 | Ivermectin | Prescribing | RxCUI |
| 1363487 | Ivermectin | Prescribing | RxCUI |
| 1363488 | Ivermectin | Prescribing | RxCUI |
| 1363490 | Ivermectin | Prescribing | RxCUI |
| 1363491 | Ivermectin | Prescribing | RxCUI |
| 1366785 | Ivermectin | Prescribing | RxCUI |
| 1366786 | Ivermectin | Prescribing | RxCUI |
| 1366788 | Ivermectin | Prescribing | RxCUI |
| 1370965 | Ivermectin | Prescribing | RxCUI |
| 1370966 | Ivermectin | Prescribing | RxCUI |
| 1370967 | Ivermectin | Prescribing | RxCUI |
| 1370968 | Ivermectin | Prescribing | RxCUI |
| 1370969 | Ivermectin | Prescribing | RxCUI |
| 1373240 | Ivermectin | Prescribing | RxCUI |
| 1373241 | Ivermectin | Prescribing | RxCUI |
| 1373242 | Ivermectin | Prescribing | RxCUI |
| 1373243 | Ivermectin | Prescribing | RxCUI |
| 1373244 | Ivermectin | Prescribing | RxCUI |
| 1423669 | Ivermectin | Prescribing | RxCUI |
| 1423670 | Ivermectin | Prescribing | RxCUI |
| 1423674 | Ivermectin | Prescribing | RxCUI |
| 1423675 | Ivermectin | Prescribing | RxCUI |
| 1423676 | Ivermectin | Prescribing | RxCUI |
| 1423677 | Ivermectin | Prescribing | RxCUI |
| 1423678 | Ivermectin | Prescribing | RxCUI |
| 1430116 | Ivermectin | Prescribing | RxCUI |
| 1430117 | Ivermectin | Prescribing | RxCUI |
| 1430119 | Ivermectin | Prescribing | RxCUI |
| 1435499 | Ivermectin | Prescribing | RxCUI |
| 1435500 | Ivermectin | Prescribing | RxCUI |
| 1435502 | Ivermectin | Prescribing | RxCUI |
| 1435575 | Ivermectin | Prescribing | RxCUI |
| 1435576 | Ivermectin | Prescribing | RxCUI |
| 1435578 | Ivermectin | Prescribing | RxCUI |
| 1435579 | Ivermectin | Prescribing | RxCUI |
| 1492676 | Ivermectin | Prescribing | RxCUI |
| 1492677 | Ivermectin | Prescribing | RxCUI |
| 1492678 | Ivermectin | Prescribing | RxCUI |
| 1492679 | Ivermectin | Prescribing | RxCUI |
| 1492680 | Ivermectin | Prescribing | RxCUI |

Appendix C.1. List of RxNorm Concept Unique Identifier (RXCUI), Logical Observation Identifiers Names and Codes (LOINC), International Classification of Diseases, Tenth Revision, Clinical Modification (ICD-10-CM), International Classification of Diseases, Tenth Revision, Procedure Coding System (ICD-10-PCS), Healthcare Common Procedure Coding System (HCPCS), and Current Procedural Terminology (CPT) Codes Used to Define Baseline Characteristics for this Request

| Code | Description | Code Category | Code Type |
|-------------|--------------------|----------------------|------------------|
| 1492681 | Ivermectin | Prescribing | RxCUI |
| 1492682 | Ivermectin | Prescribing | RxCUI |
| 1546163 | Ivermectin | Prescribing | RxCUI |
| 1546164 | Ivermectin | Prescribing | RxCUI |
| 1546195 | Ivermectin | Prescribing | RxCUI |
| 1549082 | Ivermectin | Prescribing | RxCUI |
| 1549083 | Ivermectin | Prescribing | RxCUI |
| 1549085 | Ivermectin | Prescribing | RxCUI |
| 1551483 | Ivermectin | Prescribing | RxCUI |
| 1551484 | Ivermectin | Prescribing | RxCUI |
| 1551488 | Ivermectin | Prescribing | RxCUI |
| 1592778 | Ivermectin | Prescribing | RxCUI |
| 1592779 | Ivermectin | Prescribing | RxCUI |
| 1592783 | Ivermectin | Prescribing | RxCUI |
| 1592785 | Ivermectin | Prescribing | RxCUI |
| 1592786 | Ivermectin | Prescribing | RxCUI |
| 1592790 | Ivermectin | Prescribing | RxCUI |
| 1592791 | Ivermectin | Prescribing | RxCUI |
| 1592792 | Ivermectin | Prescribing | RxCUI |
| 1592796 | Ivermectin | Prescribing | RxCUI |
| 1592797 | Ivermectin | Prescribing | RxCUI |
| 1592798 | Ivermectin | Prescribing | RxCUI |
| 1592802 | Ivermectin | Prescribing | RxCUI |
| 1592804 | Ivermectin | Prescribing | RxCUI |
| 1592805 | Ivermectin | Prescribing | RxCUI |
| 1592809 | Ivermectin | Prescribing | RxCUI |
| 1598067 | Ivermectin | Prescribing | RxCUI |
| 1598068 | Ivermectin | Prescribing | RxCUI |
| 1598070 | Ivermectin | Prescribing | RxCUI |
| 1598071 | Ivermectin | Prescribing | RxCUI |
| 1598073 | Ivermectin | Prescribing | RxCUI |
| 1648206 | Ivermectin | Prescribing | RxCUI |
| 1648207 | Ivermectin | Prescribing | RxCUI |
| 1648208 | Ivermectin | Prescribing | RxCUI |
| 1648209 | Ivermectin | Prescribing | RxCUI |
| 1648210 | Ivermectin | Prescribing | RxCUI |
| 1648212 | Ivermectin | Prescribing | RxCUI |
| 1648213 | Ivermectin | Prescribing | RxCUI |
| 1648217 | Ivermectin | Prescribing | RxCUI |
| 1796463 | Ivermectin | Prescribing | RxCUI |

Appendix C.1. List of RxNorm Concept Unique Identifier (RXCUI), Logical Observation Identifiers Names and Codes (LOINC), International Classification of Diseases, Tenth Revision, Clinical Modification (ICD-10-CM), International Classification of Diseases, Tenth Revision, Procedure Coding System (ICD-10-PCS), Healthcare Common Procedure Coding System (HCPCS), and Current Procedural Terminology (CPT) Codes Used to Define Baseline Characteristics for this Request

| Code | Description | Code Category | Code Type |
|------------------------------|--|---------------|-----------|
| 1796468 | Ivermectin | Prescribing | RxCUI |
| 1796490 | Ivermectin | Prescribing | RxCUI |
| 1796495 | Ivermectin | Prescribing | RxCUI |
| 1796496 | Ivermectin | Prescribing | RxCUI |
| 1796501 | Ivermectin | Prescribing | RxCUI |
| 1796506 | Ivermectin | Prescribing | RxCUI |
| 1796540 | Ivermectin | Prescribing | RxCUI |
| 1797243 | Ivermectin | Prescribing | RxCUI |
| 1797248 | Ivermectin | Prescribing | RxCUI |
| 1810552 | Ivermectin | Prescribing | RxCUI |
| 1810553 | Ivermectin | Prescribing | RxCUI |
| 1810557 | Ivermectin | Prescribing | RxCUI |
| 2121102 | Ivermectin | Prescribing | RxCUI |
| 2121103 | Ivermectin | Prescribing | RxCUI |
| 2121105 | Ivermectin | Prescribing | RxCUI |
| Lactate Dehydrogenase | | | |
| 14804-9 | Lactate dehydrogenase [Enzymatic activity/volume] in Serum or Plasma by Lactate to pyruvate reaction | Lab | LOINC |
| 14805-6 | Lactate dehydrogenase [Enzymatic activity/volume] in Serum or Plasma by Pyruvate to lactate reaction | Lab | LOINC |
| 2532-0 | Lactate dehydrogenase [Enzymatic activity/volume] in Serum or | Lab | LOINC |
| 32324-6 | Lactate dehydrogenase [Enzymatic activity/volume] in Specimen | Lab | LOINC |
| Liver Disease | | | |
| B18 | Chronic viral hepatitis | Diagnosis | ICD-10-CM |
| B18.0 | Chronic viral hepatitis B with delta-agent | Diagnosis | ICD-10-CM |
| B18.1 | Chronic viral hepatitis B without delta-agent | Diagnosis | ICD-10-CM |
| B18.2 | Chronic viral hepatitis C | Diagnosis | ICD-10-CM |
| B18.8 | Other chronic viral hepatitis | Diagnosis | ICD-10-CM |
| B18.9 | Chronic viral hepatitis, unspecified | Diagnosis | ICD-10-CM |
| E83.01 | Wilson's disease | Diagnosis | ICD-10-CM |
| E83.110 | Hereditary hemochromatosis | Diagnosis | ICD-10-CM |
| E88.01 | Alpha-1-antitrypsin deficiency | Diagnosis | ICD-10-CM |
| I85 | Esophageal varices | Diagnosis | ICD-10-CM |
| I85.0 | Esophageal varices | Diagnosis | ICD-10-CM |
| I85.00 | Esophageal varices without bleeding | Diagnosis | ICD-10-CM |
| I85.01 | Esophageal varices with bleeding | Diagnosis | ICD-10-CM |
| I85.1 | Secondary esophageal varices | Diagnosis | ICD-10-CM |
| I85.10 | Secondary esophageal varices without bleeding | Diagnosis | ICD-10-CM |
| I85.11 | Secondary esophageal varices with bleeding | Diagnosis | ICD-10-CM |
| I86.4 | Gastric varices | Diagnosis | ICD-10-CM |

Appendix C.1. List of RxNorm Concept Unique Identifier (RXCUI), Logical Observation Identifiers Names and Codes (LOINC), International Classification of Diseases, Tenth Revision, Clinical Modification (ICD-10-CM), International Classification of Diseases, Tenth Revision, Procedure Coding System (ICD-10-PCS), Healthcare Common Procedure Coding System (HCPCS), and Current Procedural Terminology (CPT) Codes Used to Define Baseline Characteristics for this Request

| Code | Description | Code Category | Code Type |
|-------------|---|----------------------|------------------|
| K65.2 | Spontaneous bacterial peritonitis | Diagnosis | ICD-10-CM |
| K70.0 | Alcoholic fatty liver | Diagnosis | ICD-10-CM |
| K70.1 | Alcoholic hepatitis | Diagnosis | ICD-10-CM |
| K70.10 | Alcoholic hepatitis without ascites | Diagnosis | ICD-10-CM |
| K70.11 | Alcoholic hepatitis with ascites | Diagnosis | ICD-10-CM |
| K70.2 | Alcoholic fibrosis and sclerosis of liver | Diagnosis | ICD-10-CM |
| K70.3 | Alcoholic cirrhosis of liver | Diagnosis | ICD-10-CM |
| K70.30 | Alcoholic cirrhosis of liver without ascites | Diagnosis | ICD-10-CM |
| K70.31 | Alcoholic cirrhosis of liver with ascites | Diagnosis | ICD-10-CM |
| K70.4 | Alcoholic hepatic failure | Diagnosis | ICD-10-CM |
| K70.40 | Alcoholic hepatic failure without coma | Diagnosis | ICD-10-CM |
| K70.41 | Alcoholic hepatic failure with coma | Diagnosis | ICD-10-CM |
| K70.9 | Alcoholic liver disease, unspecified | Diagnosis | ICD-10-CM |
| K71.0 | Toxic liver disease with cholestasis | Diagnosis | ICD-10-CM |
| K71.1 | Toxic liver disease with hepatic necrosis | Diagnosis | ICD-10-CM |
| K71.10 | Toxic liver disease with hepatic necrosis, without coma | Diagnosis | ICD-10-CM |
| K71.11 | Toxic liver disease with hepatic necrosis, with coma | Diagnosis | ICD-10-CM |
| K71.2 | Toxic liver disease with acute hepatitis | Diagnosis | ICD-10-CM |
| K71.3 | Toxic liver disease with chronic persistent hepatitis | Diagnosis | ICD-10-CM |
| K71.4 | Toxic liver disease with chronic lobular hepatitis | Diagnosis | ICD-10-CM |
| K71.5 | Toxic liver disease with chronic active hepatitis | Diagnosis | ICD-10-CM |
| K71.50 | Toxic liver disease with chronic active hepatitis without ascites | Diagnosis | ICD-10-CM |
| K71.51 | Toxic liver disease with chronic active hepatitis with ascites | Diagnosis | ICD-10-CM |
| K71.6 | Toxic liver disease with hepatitis, not elsewhere classified | Diagnosis | ICD-10-CM |
| K71.7 | Toxic liver disease with fibrosis and cirrhosis of liver | Diagnosis | ICD-10-CM |
| K71.8 | Toxic liver disease with other disorders of liver | Diagnosis | ICD-10-CM |
| K71.9 | Toxic liver disease, unspecified | Diagnosis | ICD-10-CM |
| K72.01 | Acute and subacute hepatic failure with coma | Diagnosis | ICD-10-CM |
| K72.1 | Chronic hepatic failure | Diagnosis | ICD-10-CM |
| K72.10 | Chronic hepatic failure without coma | Diagnosis | ICD-10-CM |
| K72.11 | Chronic hepatic failure with coma | Diagnosis | ICD-10-CM |
| K72.9 | Hepatic failure, unspecified | Diagnosis | ICD-10-CM |
| K72.90 | Hepatic failure, unspecified without coma | Diagnosis | ICD-10-CM |
| K72.91 | Hepatic failure, unspecified with coma | Diagnosis | ICD-10-CM |
| K73 | Chronic hepatitis, not elsewhere classified | Diagnosis | ICD-10-CM |
| K73.0 | Chronic persistent hepatitis, not elsewhere classified | Diagnosis | ICD-10-CM |
| K73.1 | Chronic lobular hepatitis, not elsewhere classified | Diagnosis | ICD-10-CM |
| K73.2 | Chronic active hepatitis, not elsewhere classified | Diagnosis | ICD-10-CM |
| K73.8 | Other chronic hepatitis, not elsewhere classified | Diagnosis | ICD-10-CM |
| K73.9 | Chronic hepatitis, unspecified | Diagnosis | ICD-10-CM |

Appendix C.1. List of RxNorm Concept Unique Identifier (RXCUI), Logical Observation Identifiers Names and Codes (LOINC), International Classification of Diseases, Tenth Revision, Clinical Modification (ICD-10-CM), International Classification of Diseases, Tenth Revision, Procedure Coding System (ICD-10-PCS), Healthcare Common Procedure Coding System (HCPCS), and Current Procedural Terminology (CPT) Codes Used to Define Baseline Characteristics for this Request

| Code | Description | Code Category | Code Type |
|-------------------------------|---|----------------------|------------------|
| K74 | Fibrosis and cirrhosis of liver | Diagnosis | ICD-10-CM |
| K74.0 | Hepatic fibrosis | Diagnosis | ICD-10-CM |
| K74.1 | Hepatic sclerosis | Diagnosis | ICD-10-CM |
| K74.2 | Hepatic fibrosis with hepatic sclerosis | Diagnosis | ICD-10-CM |
| K74.3 | Primary biliary cirrhosis | Diagnosis | ICD-10-CM |
| K74.4 | Secondary biliary cirrhosis | Diagnosis | ICD-10-CM |
| K74.5 | Biliary cirrhosis, unspecified | Diagnosis | ICD-10-CM |
| K74.6 | Other and unspecified cirrhosis of liver | Diagnosis | ICD-10-CM |
| K74.60 | Unspecified cirrhosis of liver | Diagnosis | ICD-10-CM |
| K74.69 | Other cirrhosis of liver | Diagnosis | ICD-10-CM |
| K75.0 | Abscess of liver | Diagnosis | ICD-10-CM |
| K75.1 | Phlebitis of portal vein | Diagnosis | ICD-10-CM |
| K75.2 | Nonspecific reactive hepatitis | Diagnosis | ICD-10-CM |
| K75.3 | Granulomatous hepatitis, not elsewhere classified | Diagnosis | ICD-10-CM |
| K75.4 | Autoimmune hepatitis | Diagnosis | ICD-10-CM |
| K75.8 | Other specified inflammatory liver diseases | Diagnosis | ICD-10-CM |
| K75.81 | Nonalcoholic steatohepatitis (NASH) | Diagnosis | ICD-10-CM |
| K75.89 | Other specified inflammatory liver diseases | Diagnosis | ICD-10-CM |
| K75.9 | Inflammatory liver disease, unspecified | Diagnosis | ICD-10-CM |
| K76.0 | Fatty (change of) liver, not elsewhere classified | Diagnosis | ICD-10-CM |
| K76.1 | Chronic passive congestion of liver | Diagnosis | ICD-10-CM |
| K76.2 | Central hemorrhagic necrosis of liver | Diagnosis | ICD-10-CM |
| K76.3 | Infarction of liver | Diagnosis | ICD-10-CM |
| K76.4 | Peliosis hepatis | Diagnosis | ICD-10-CM |
| K76.5 | Hepatic veno-occlusive disease | Diagnosis | ICD-10-CM |
| K76.6 | Portal hypertension | Diagnosis | ICD-10-CM |
| K76.7 | Hepatorenal syndrome | Diagnosis | ICD-10-CM |
| K76.8 | Other specified diseases of liver | Diagnosis | ICD-10-CM |
| K76.81 | Hepatopulmonary syndrome | Diagnosis | ICD-10-CM |
| K76.89 | Other specified diseases of liver | Diagnosis | ICD-10-CM |
| K76.9 | Liver disease, unspecified | Diagnosis | ICD-10-CM |
| K83.01 | Primary sclerosing cholangitis | Diagnosis | ICD-10-CM |
| K91.83 | Postprocedural hepatorenal syndrome | Diagnosis | ICD-10-CM |
| Z94.4 | Liver transplant status | Diagnosis | ICD-10-CM |
| Mean Arterial Pressure | | | |
| 75996-9 | Mean blood pressure by Continuous non-invasive monitoring | Lab | LOINC |
| 75996-9 | Mean blood pressure by Continuous non-invasive monitoring | Lab | LOINC |
| 76214-6 | Invasive Mean blood pressure | Lab | LOINC |
| 76214-6 | Invasive Mean blood pressure | Lab | LOINC |
| 76536-2 | Mean blood pressure by Noninvasive | Lab | LOINC |

Appendix C.1. List of RxNorm Concept Unique Identifier (RXCUI), Logical Observation Identifiers Names and Codes (LOINC), International Classification of Diseases, Tenth Revision, Clinical Modification (ICD-10-CM), International Classification of Diseases, Tenth Revision, Procedure Coding System (ICD-10-PCS), Healthcare Common Procedure Coding System (HCPCS), and Current Procedural Terminology (CPT) Codes Used to Define Baseline Characteristics for this Request

| Code | Description | Code Category | Code Type |
|--|------------------------------------|----------------------|------------------|
| 76536-2 | Mean blood pressure by Noninvasive | Lab | LOINC |
| 8458-2 | Mean blood pressure--supine | Lab | LOINC |
| 8458-2 | Mean blood pressure--supine | Lab | LOINC |
| 8478-0 | Mean blood pressure | Lab | LOINC |
| 8478-0 | Mean blood pressure | Lab | LOINC |
| Multisystem inflammatory syndrome | | | |
| M35.81 | Multisystem inflammatory syndrome | Diagnosis | ICD-10-CM |
| Monoclonal Antibodies | | | |
| 206950 | Monoclonal antibodies | Prescribing | RxCUI |
| 213126 | Monoclonal antibodies | Prescribing | RxCUI |
| 213177 | Monoclonal antibodies | Prescribing | RxCUI |
| 227146 | Monoclonal antibodies | Prescribing | RxCUI |
| 261359 | Monoclonal antibodies | Prescribing | RxCUI |
| 403866 | Monoclonal antibodies | Prescribing | RxCUI |
| 404574 | Monoclonal antibodies | Prescribing | RxCUI |
| 544558 | Monoclonal antibodies | Prescribing | RxCUI |
| 544719 | Monoclonal antibodies | Prescribing | RxCUI |
| 667897 | Monoclonal antibodies | Prescribing | RxCUI |
| 797583 | Monoclonal antibodies | Prescribing | RxCUI |
| 798210 | Monoclonal antibodies | Prescribing | RxCUI |
| 806575 | Monoclonal antibodies | Prescribing | RxCUI |
| 828267 | Monoclonal antibodies | Prescribing | RxCUI |
| 877012 | Monoclonal antibodies | Prescribing | RxCUI |
| 1094840 | Monoclonal antibodies | Prescribing | RxCUI |
| 1298953 | Monoclonal antibodies | Prescribing | RxCUI |
| 1366571 | Monoclonal antibodies | Prescribing | RxCUI |
| 1442698 | Monoclonal antibodies | Prescribing | RxCUI |
| 1535247 | Monoclonal antibodies | Prescribing | RxCUI |
| 1535997 | Monoclonal antibodies | Prescribing | RxCUI |
| 1597267 | Monoclonal antibodies | Prescribing | RxCUI |
| 1606283 | Monoclonal antibodies | Prescribing | RxCUI |
| 1656646 | Monoclonal antibodies | Prescribing | RxCUI |
| 1656650 | Monoclonal antibodies | Prescribing | RxCUI |
| 1657007 | Monoclonal antibodies | Prescribing | RxCUI |
| 1657013 | Monoclonal antibodies | Prescribing | RxCUI |
| 1657068 | Monoclonal antibodies | Prescribing | RxCUI |
| 1657074 | Monoclonal antibodies | Prescribing | RxCUI |
| 1657212 | Monoclonal antibodies | Prescribing | RxCUI |
| 1657343 | Monoclonal antibodies | Prescribing | RxCUI |
| 1657362 | Monoclonal antibodies | Prescribing | RxCUI |

Appendix C.1. List of RxNorm Concept Unique Identifier (RXCUI), Logical Observation Identifiers Names and Codes (LOINC), International Classification of Diseases, Tenth Revision, Clinical Modification (ICD-10-CM), International Classification of Diseases, Tenth Revision, Procedure Coding System (ICD-10-PCS), Healthcare Common Procedure Coding System (HCPCS), and Current Procedural Terminology (CPT) Codes Used to Define Baseline Characteristics for this Request

| Code | Description | Code Category | Code Type |
|-------------|-----------------------|----------------------|------------------|
| 1657660 | Monoclonal antibodies | Prescribing | RxCUI |
| 1657664 | Monoclonal antibodies | Prescribing | RxCUI |
| 1657705 | Monoclonal antibodies | Prescribing | RxCUI |
| 1657712 | Monoclonal antibodies | Prescribing | RxCUI |
| 1657723 | Monoclonal antibodies | Prescribing | RxCUI |
| 1657777 | Monoclonal antibodies | Prescribing | RxCUI |
| 1657781 | Monoclonal antibodies | Prescribing | RxCUI |
| 1657864 | Monoclonal antibodies | Prescribing | RxCUI |
| 1657868 | Monoclonal antibodies | Prescribing | RxCUI |
| 1658044 | Monoclonal antibodies | Prescribing | RxCUI |
| 1658048 | Monoclonal antibodies | Prescribing | RxCUI |
| 1658135 | Monoclonal antibodies | Prescribing | RxCUI |
| 1658141 | Monoclonal antibodies | Prescribing | RxCUI |
| 1721956 | Monoclonal antibodies | Prescribing | RxCUI |
| 1723750 | Monoclonal antibodies | Prescribing | RxCUI |
| 1726115 | Monoclonal antibodies | Prescribing | RxCUI |
| 1726119 | Monoclonal antibodies | Prescribing | RxCUI |
| 1726440 | Monoclonal antibodies | Prescribing | RxCUI |
| 1855057 | Monoclonal antibodies | Prescribing | RxCUI |
| 1855744 | Monoclonal antibodies | Prescribing | RxCUI |
| 1872479 | Monoclonal antibodies | Prescribing | RxCUI |
| 1922512 | Monoclonal antibodies | Prescribing | RxCUI |
| 1927890 | Monoclonal antibodies | Prescribing | RxCUI |
| 1927894 | Monoclonal antibodies | Prescribing | RxCUI |
| 2046145 | Monoclonal antibodies | Prescribing | RxCUI |
| 2046149 | Monoclonal antibodies | Prescribing | RxCUI |
| 2054086 | Monoclonal antibodies | Prescribing | RxCUI |
| 2058946 | Monoclonal antibodies | Prescribing | RxCUI |
| 2058950 | Monoclonal antibodies | Prescribing | RxCUI |
| 2104616 | Monoclonal antibodies | Prescribing | RxCUI |
| 2104622 | Monoclonal antibodies | Prescribing | RxCUI |
| 2105831 | Monoclonal antibodies | Prescribing | RxCUI |
| 2105835 | Monoclonal antibodies | Prescribing | RxCUI |
| 2107058 | Monoclonal antibodies | Prescribing | RxCUI |
| 2119719 | Monoclonal antibodies | Prescribing | RxCUI |
| 2169362 | Monoclonal antibodies | Prescribing | RxCUI |
| 2174809 | Monoclonal antibodies | Prescribing | RxCUI |
| 2179758 | Monoclonal antibodies | Prescribing | RxCUI |
| 2179763 | Monoclonal antibodies | Prescribing | RxCUI |

Appendix C.1. List of RxNorm Concept Unique Identifier (RXCUI), Logical Observation Identifiers Names and Codes (LOINC), International Classification of Diseases, Tenth Revision, Clinical Modification (ICD-10-CM), International Classification of Diseases, Tenth Revision, Procedure Coding System (ICD-10-PCS), Healthcare Common Procedure Coding System (HCPCS), and Current Procedural Terminology (CPT) Codes Used to Define Baseline Characteristics for this Request

| Code | Description | Code Category | Code Type |
|-------------------------------|--|----------------------|------------------|
| M0243 | Intravenous infusion or subcutaneous injection, casirivimab and imdevimab, includes infusion or injection, and post administration monitoring | Procedure | HCPCS/CPT |
| M0244 | includes infusion or injection and post administration monitoring in the home or residence; this includes a beneficiary's home that has been made provider-based to the hospital during the COVID-19 public health emergency | Procedure | HCPCS/CPT |
| M0245 | post administration monitoring | Procedure | HCPCS/CPT |
| M0247 | monitoring | Procedure | HCPCS/CPT |
| M0248 | monitoring in the home or residence; this includes a beneficiary's home that has been made provider-based to the hospital during the COVID-19 public health emergency | Procedure | HCPCS/CPT |
| Q0243 | Injection, casirivimab and imdevimab, 2400 mg | Procedure | HCPCS/CPT |
| Q0244 | Injection, casirivimab and imdevimab, 1200 mg | Procedure | HCPCS/CPT |
| Q0245 | Injection, bamlanivimab and etesevimab, 2100 mg | Procedure | HCPCS/CPT |
| Q0247 | Injection, sotrovimab, 500 mg | Procedure | HCPCS/CPT |
| Myalgia | | | |
| M79.1 | Myalgia | Diagnosis | ICD-10-CM |
| M79.10 | Myalgia, unspecified site | Diagnosis | ICD-10-CM |
| M79.11 | Myalgia of mastication muscle | Diagnosis | ICD-10-CM |
| M79.12 | Myalgia of auxiliary muscles, head and neck | Diagnosis | ICD-10-CM |
| M79.18 | Myalgia, other site | Diagnosis | ICD-10-CM |
| Nasal Congestion | | | |
| R09.81 | Nasal Congestion | Diagnosis | ICD-10-CM |
| Nausea and/or Vomiting | | | |
| R11 | Nausea and vomiting | Diagnosis | ICD-10-CM |
| R11.0 | Nausea | Diagnosis | ICD-10-CM |
| R11.1 | Vomiting | Diagnosis | ICD-10-CM |
| R11.10 | Vomiting, unspecified | Diagnosis | ICD-10-CM |
| R11.11 | Vomiting without nausea | Diagnosis | ICD-10-CM |
| R11.12 | Projectile vomiting | Diagnosis | ICD-10-CM |
| R11.13 | Vomiting of fecal matter | Diagnosis | ICD-10-CM |
| R11.14 | Bilious vomiting | Diagnosis | ICD-10-CM |
| R11.15 | Cyclical vomiting syndrome unrelated to migraine | Diagnosis | ICD-10-CM |
| R11.2 | Nausea with vomiting, unspecified | Diagnosis | ICD-10-CM |
| Neurologic Conditions | | | |
| D32 | Benign neoplasm of meninges | Diagnosis | ICD-10-CM |
| D32.0 | Benign neoplasm of cerebral meninges | Diagnosis | ICD-10-CM |
| D32.1 | Benign neoplasm of spinal meninges | Diagnosis | ICD-10-CM |
| D32.9 | Benign neoplasm of meninges, unspecified | Diagnosis | ICD-10-CM |
| D33.3 | Benign neoplasm of cranial nerves | Diagnosis | ICD-10-CM |
| D36.11 | Benign neoplasm of peripheral nerves and autonomic nervous system of face, head, and neck | Diagnosis | ICD-10-CM |

Appendix C.1. List of RxNorm Concept Unique Identifier (RXCUI), Logical Observation Identifiers Names and Codes (LOINC), International Classification of Diseases, Tenth Revision, Clinical Modification (ICD-10-CM), International Classification of Diseases, Tenth Revision, Procedure Coding System (ICD-10-PCS), Healthcare Common Procedure Coding System (HCPCS), and Current Procedural Terminology (CPT) Codes Used to Define Baseline Characteristics for this Request

| Code | Description | Code Category | Code Type |
|-------------|---|----------------------|------------------|
| F01 | Vascular dementia | Diagnosis | ICD-10-CM |
| F01.5 | Vascular dementia | Diagnosis | ICD-10-CM |
| F01.50 | Vascular dementia without behavioral disturbance | Diagnosis | ICD-10-CM |
| F01.51 | Vascular dementia with behavioral disturbance | Diagnosis | ICD-10-CM |
| F02 | Dementia in other diseases classified elsewhere | Diagnosis | ICD-10-CM |
| F02.8 | Dementia in other diseases classified elsewhere | Diagnosis | ICD-10-CM |
| F02.80 | Dementia in other diseases classified elsewhere without behavioral disturbance | Diagnosis | ICD-10-CM |
| F02.81 | Dementia in other diseases classified elsewhere with behavioral disturbance | Diagnosis | ICD-10-CM |
| F03 | Unspecified dementia | Diagnosis | ICD-10-CM |
| F03.9 | Unspecified dementia | Diagnosis | ICD-10-CM |
| F03.90 | Unspecified dementia without behavioral disturbance | Diagnosis | ICD-10-CM |
| F03.91 | Unspecified dementia with behavioral disturbance | Diagnosis | ICD-10-CM |
| F10.27 | Alcohol dependence with alcohol-induced persisting dementia | Diagnosis | ICD-10-CM |
| F10.97 | Alcohol use, unspecified with alcohol-induced persisting dementia | Diagnosis | ICD-10-CM |
| F13.27 | Sedative, hypnotic or anxiolytic dependence with sedative, hypnotic or anxiolytic-induced persisting dementia | Diagnosis | ICD-10-CM |
| F13.97 | Sedative, hypnotic or anxiolytic use, unspecified with sedative, hypnotic or anxiolytic-induced persisting dementia | Diagnosis | ICD-10-CM |
| F18.17 | Inhalant abuse with inhalant-induced dementia | Diagnosis | ICD-10-CM |
| F18.27 | Inhalant dependence with inhalant-induced dementia | Diagnosis | ICD-10-CM |
| F18.97 | Inhalant use, unspecified with inhalant-induced persisting dementia | Diagnosis | ICD-10-CM |
| F19.17 | Other psychoactive substance abuse with psychoactive substance-induced persisting dementia | Diagnosis | ICD-10-CM |
| F19.27 | Other psychoactive substance dependence with psychoactive substance-induced persisting dementia | Diagnosis | ICD-10-CM |
| F19.97 | Other psychoactive substance use, unspecified with psychoactive substance-induced persisting dementia | Diagnosis | ICD-10-CM |
| G10 | Huntington's disease | Diagnosis | ICD-10-CM |
| G11.11 | Friedreich ataxia | Diagnosis | ICD-10-CM |
| G12 | Spinal muscular atrophy and related syndromes | Diagnosis | ICD-10-CM |
| G12.0 | Infantile spinal muscular atrophy, type I [Werdnig-Hoffman] | Diagnosis | ICD-10-CM |
| G12.1 | Other inherited spinal muscular atrophy | Diagnosis | ICD-10-CM |
| G12.2 | Motor neuron disease | Diagnosis | ICD-10-CM |
| G12.20 | Motor neuron disease, unspecified | Diagnosis | ICD-10-CM |
| G12.21 | Amyotrophic lateral sclerosis | Diagnosis | ICD-10-CM |
| G12.22 | Progressive bulbar palsy | Diagnosis | ICD-10-CM |
| G12.23 | Primary lateral sclerosis | Diagnosis | ICD-10-CM |
| G12.24 | Familial motor neuron disease | Diagnosis | ICD-10-CM |

Appendix C.1. List of RxNorm Concept Unique Identifier (RXCUI), Logical Observation Identifiers Names and Codes (LOINC), International Classification of Diseases, Tenth Revision, Clinical Modification (ICD-10-CM), International Classification of Diseases, Tenth Revision, Procedure Coding System (ICD-10-PCS), Healthcare Common Procedure Coding System (HCPCS), and Current Procedural Terminology (CPT) Codes Used to Define Baseline Characteristics for this Request

| Code | Description | Code Category | Code Type |
|-------------|--|----------------------|------------------|
| G12.25 | Progressive spinal muscle atrophy | Diagnosis | ICD-10-CM |
| G12.29 | Other motor neuron disease | Diagnosis | ICD-10-CM |
| G12.8 | Other spinal muscular atrophies and related syndromes | Diagnosis | ICD-10-CM |
| G12.9 | Spinal muscular atrophy, unspecified | Diagnosis | ICD-10-CM |
| G20 | Parkinson's disease | Diagnosis | ICD-10-CM |
| G21 | Secondary parkinsonism | Diagnosis | ICD-10-CM |
| G21.1 | Other drug-induced secondary parkinsonism | Diagnosis | ICD-10-CM |
| G21.11 | Neuroleptic induced parkinsonism | Diagnosis | ICD-10-CM |
| G21.19 | Other drug induced secondary parkinsonism | Diagnosis | ICD-10-CM |
| G21.2 | Secondary parkinsonism due to other external agents | Diagnosis | ICD-10-CM |
| G21.3 | Postencephalitic parkinsonism | Diagnosis | ICD-10-CM |
| G21.4 | Vascular parkinsonism | Diagnosis | ICD-10-CM |
| G21.8 | Other secondary parkinsonism | Diagnosis | ICD-10-CM |
| G21.9 | Secondary parkinsonism, unspecified | Diagnosis | ICD-10-CM |
| G23.1 | Progressive supranuclear ophthalmoplegia [Steele-Richardson-Olszewski] | Diagnosis | ICD-10-CM |
| G30 | Alzheimer's disease | Diagnosis | ICD-10-CM |
| G30.0 | Alzheimer's disease with early onset | Diagnosis | ICD-10-CM |
| G30.1 | Alzheimer's disease with late onset | Diagnosis | ICD-10-CM |
| G30.8 | Other Alzheimer's disease | Diagnosis | ICD-10-CM |
| G30.9 | Alzheimer's disease, unspecified | Diagnosis | ICD-10-CM |
| G31.0 | Frontotemporal dementia | Diagnosis | ICD-10-CM |
| G31.09 | Other frontotemporal dementia | Diagnosis | ICD-10-CM |
| G31.83 | Dementia with Lewy bodies | Diagnosis | ICD-10-CM |
| G32.0 | Subacute combined degeneration of spinal cord in diseases classified elsewhere | Diagnosis | ICD-10-CM |
| G35 | Multiple sclerosis | Diagnosis | ICD-10-CM |
| G40 | Epilepsy and recurrent seizures | Diagnosis | ICD-10-CM |
| G40.0 | Localization-related (focal) (partial) idiopathic epilepsy and epileptic syndromes with seizures of localized onset | Diagnosis | ICD-10-CM |
| G40.00 | Localization-related (focal) (partial) idiopathic epilepsy and epileptic syndromes with seizures of localized onset, not intractable | Diagnosis | ICD-10-CM |
| G40.001 | Localization-related (focal) (partial) idiopathic epilepsy and epileptic syndromes with seizures of localized onset, not intractable, with status epilepticus | Diagnosis | ICD-10-CM |
| G40.009 | Localization-related (focal) (partial) idiopathic epilepsy and epileptic syndromes with seizures of localized onset, not intractable, without status epilepticus | Diagnosis | ICD-10-CM |
| G40.01 | Localization-related (focal) (partial) idiopathic epilepsy and epileptic syndromes with seizures of localized onset, intractable | Diagnosis | ICD-10-CM |

Appendix C.1. List of RxNorm Concept Unique Identifier (RXCUI), Logical Observation Identifiers Names and Codes (LOINC), International Classification of Diseases, Tenth Revision, Clinical Modification (ICD-10-CM), International Classification of Diseases, Tenth Revision, Procedure Coding System (ICD-10-PCS), Healthcare Common Procedure Coding System (HCPCS), and Current Procedural Terminology (CPT) Codes Used to Define Baseline Characteristics for this Request

| Code | Description | Code Category | Code Type |
|-------------|--|----------------------|------------------|
| G40.011 | Localization-related (focal) (partial) idiopathic epilepsy and epileptic syndromes with seizures of localized onset, intractable, with status epilepticus | Diagnosis | ICD-10-CM |
| G40.019 | Localization-related (focal) (partial) idiopathic epilepsy and epileptic syndromes with seizures of localized onset, intractable, without status epilepticus | Diagnosis | ICD-10-CM |
| G40.1 | Localization-related (focal) (partial) symptomatic epilepsy and epileptic syndromes with simple partial seizures | Diagnosis | ICD-10-CM |
| G40.10 | Localization-related (focal) (partial) symptomatic epilepsy and epileptic syndromes with simple partial seizures, not intractable | Diagnosis | ICD-10-CM |
| G40.101 | Localization-related (focal) (partial) symptomatic epilepsy and epileptic syndromes with simple partial seizures, not intractable, with status epilepticus | Diagnosis | ICD-10-CM |
| G40.109 | Localization-related (focal) (partial) symptomatic epilepsy and epileptic syndromes with simple partial seizures, not intractable, without status epilepticus | Diagnosis | ICD-10-CM |
| G40.11 | Localization-related (focal) (partial) symptomatic epilepsy and epileptic syndromes with simple partial seizures, intractable | Diagnosis | ICD-10-CM |
| G40.111 | Localization-related (focal) (partial) symptomatic epilepsy and epileptic syndromes with simple partial seizures, intractable, with status epilepticus | Diagnosis | ICD-10-CM |
| G40.119 | Localization-related (focal) (partial) symptomatic epilepsy and epileptic syndromes with simple partial seizures, intractable, without status epilepticus | Diagnosis | ICD-10-CM |
| G40.2 | Localization-related (focal) (partial) symptomatic epilepsy and epileptic syndromes with complex partial seizures | Diagnosis | ICD-10-CM |
| G40.20 | Localization-related (focal) (partial) symptomatic epilepsy and epileptic syndromes with complex partial seizures, not intractable | Diagnosis | ICD-10-CM |
| G40.201 | Localization-related (focal) (partial) symptomatic epilepsy and epileptic syndromes with complex partial seizures, not intractable, with status epilepticus | Diagnosis | ICD-10-CM |
| G40.209 | Localization-related (focal) (partial) symptomatic epilepsy and epileptic syndromes with complex partial seizures, not intractable, without status epilepticus | Diagnosis | ICD-10-CM |
| G40.21 | Localization-related (focal) (partial) symptomatic epilepsy and epileptic syndromes with complex partial seizures, intractable | Diagnosis | ICD-10-CM |
| G40.211 | Localization-related (focal) (partial) symptomatic epilepsy and epileptic syndromes with complex partial seizures, intractable, with status epilepticus | Diagnosis | ICD-10-CM |

Appendix C.1. List of RxNorm Concept Unique Identifier (RXCUI), Logical Observation Identifiers Names and Codes (LOINC), International Classification of Diseases, Tenth Revision, Clinical Modification (ICD-10-CM), International Classification of Diseases, Tenth Revision, Procedure Coding System (ICD-10-PCS), Healthcare Common Procedure Coding System (HCPCS), and Current Procedural Terminology (CPT) Codes Used to Define Baseline Characteristics for this Request

| Code | Description | Code Category | Code Type |
|-------------|--|----------------------|------------------|
| G40.219 | Localization-related (focal) (partial) symptomatic epilepsy and epileptic syndromes with complex partial seizures, intractable, without status epilepticus | Diagnosis | ICD-10-CM |
| G40.3 | Generalized idiopathic epilepsy and epileptic syndromes | Diagnosis | ICD-10-CM |
| G40.30 | Generalized idiopathic epilepsy and epileptic syndromes, not | Diagnosis | ICD-10-CM |
| G40.301 | Generalized idiopathic epilepsy and epileptic syndromes, not intractable, with status epilepticus | Diagnosis | ICD-10-CM |
| G40.309 | Generalized idiopathic epilepsy and epileptic syndromes, not intractable, without status epilepticus | Diagnosis | ICD-10-CM |
| G40.31 | Generalized idiopathic epilepsy and epileptic syndromes, intractable | Diagnosis | ICD-10-CM |
| G40.311 | Generalized idiopathic epilepsy and epileptic syndromes, intractable, with status epilepticus | Diagnosis | ICD-10-CM |
| G40.319 | Generalized idiopathic epilepsy and epileptic syndromes, intractable, without status epilepticus | Diagnosis | ICD-10-CM |
| G40.4 | Other generalized epilepsy and epileptic syndromes | Diagnosis | ICD-10-CM |
| G40.40 | Other generalized epilepsy and epileptic syndromes, not intractable | Diagnosis | ICD-10-CM |
| G40.401 | Other generalized epilepsy and epileptic syndromes, not intractable, with status epilepticus | Diagnosis | ICD-10-CM |
| G40.409 | Other generalized epilepsy and epileptic syndromes, not intractable, without status epilepticus | Diagnosis | ICD-10-CM |
| G40.41 | Other generalized epilepsy and epileptic syndromes, intractable | Diagnosis | ICD-10-CM |
| G40.411 | Other generalized epilepsy and epileptic syndromes, intractable, with status epilepticus | Diagnosis | ICD-10-CM |
| G40.419 | Other generalized epilepsy and epileptic syndromes, intractable, without status epilepticus | Diagnosis | ICD-10-CM |
| G40.8 | Other epilepsy and recurrent seizures | Diagnosis | ICD-10-CM |
| G40.80 | Other epilepsy | Diagnosis | ICD-10-CM |
| G40.801 | Other epilepsy, not intractable, with status epilepticus | Diagnosis | ICD-10-CM |
| G40.802 | Other epilepsy, not intractable, without status epilepticus | Diagnosis | ICD-10-CM |
| G40.803 | Other epilepsy, intractable, with status epilepticus | Diagnosis | ICD-10-CM |
| G40.804 | Other epilepsy, intractable, without status epilepticus | Diagnosis | ICD-10-CM |
| G40.9 | Epilepsy, unspecified | Diagnosis | ICD-10-CM |
| G40.90 | Epilepsy, unspecified, not intractable | Diagnosis | ICD-10-CM |
| G40.901 | Epilepsy, unspecified, not intractable, with status epilepticus | Diagnosis | ICD-10-CM |
| G40.909 | Epilepsy, unspecified, not intractable, without status epilepticus | Diagnosis | ICD-10-CM |
| G40.91 | Epilepsy, unspecified, intractable | Diagnosis | ICD-10-CM |
| G40.911 | Epilepsy, unspecified, intractable, with status epilepticus | Diagnosis | ICD-10-CM |
| G40.919 | Epilepsy, unspecified, intractable, without status epilepticus | Diagnosis | ICD-10-CM |
| G40.B | Juvenile myoclonic epilepsy [impulsive petit mal] | Diagnosis | ICD-10-CM |
| G40.B0 | Juvenile myoclonic epilepsy, not intractable | Diagnosis | ICD-10-CM |

Appendix C.1. List of RxNorm Concept Unique Identifier (RXCUI), Logical Observation Identifiers Names and Codes (LOINC), International Classification of Diseases, Tenth Revision, Clinical Modification (ICD-10-CM), International Classification of Diseases, Tenth Revision, Procedure Coding System (ICD-10-PCS), Healthcare Common Procedure Coding System (HCPCS), and Current Procedural Terminology (CPT) Codes Used to Define Baseline Characteristics for this Request

| Code | Description | Code Category | Code Type |
|-------------|---|----------------------|------------------|
| G40.B01 | Juvenile myoclonic epilepsy, not intractable, with status epilepticus | Diagnosis | ICD-10-CM |
| G40.B09 | Juvenile myoclonic epilepsy, not intractable, without status | Diagnosis | ICD-10-CM |
| G40.B1 | Juvenile myoclonic epilepsy, intractable | Diagnosis | ICD-10-CM |
| G40.B11 | Juvenile myoclonic epilepsy, intractable, with status epilepticus | Diagnosis | ICD-10-CM |
| G40.B19 | Juvenile myoclonic epilepsy, intractable, without status epilepticus | Diagnosis | ICD-10-CM |
| G45 | Transient cerebral ischemic attacks and related syndromes | Diagnosis | ICD-10-CM |
| G45.0 | Vertebro-basilar artery syndrome | Diagnosis | ICD-10-CM |
| G45.1 | Carotid artery syndrome (hemispheric) | Diagnosis | ICD-10-CM |
| G45.2 | Multiple and bilateral precerebral artery syndromes | Diagnosis | ICD-10-CM |
| G45.3 | Amaurosis fugax | Diagnosis | ICD-10-CM |
| G45.4 | Transient global amnesia | Diagnosis | ICD-10-CM |
| G45.8 | Other transient cerebral ischemic attacks and related syndromes | Diagnosis | ICD-10-CM |
| G45.9 | Transient cerebral ischemic attack, unspecified | Diagnosis | ICD-10-CM |
| G60.0 | Hereditary motor and sensory neuropathy | Diagnosis | ICD-10-CM |
| G61.0 | Guillain-Barre syndrome | Diagnosis | ICD-10-CM |
| G64 | Other disorders of peripheral nervous system | Diagnosis | ICD-10-CM |
| G65.0 | Sequelae of Guillain-Barre syndrome | Diagnosis | ICD-10-CM |
| G70 | Myasthenia gravis and other myoneural disorders | Diagnosis | ICD-10-CM |
| G70.0 | Myasthenia gravis | Diagnosis | ICD-10-CM |
| G70.00 | Myasthenia gravis without (acute) exacerbation | Diagnosis | ICD-10-CM |
| G70.01 | Myasthenia gravis with (acute) exacerbation | Diagnosis | ICD-10-CM |
| G70.1 | Toxic myoneural disorders | Diagnosis | ICD-10-CM |
| G70.2 | Congenital and developmental myasthenia | Diagnosis | ICD-10-CM |
| G70.8 | Other specified myoneural disorders | Diagnosis | ICD-10-CM |
| G70.80 | Lambert-Eaton syndrome, unspecified | Diagnosis | ICD-10-CM |
| G70.81 | Lambert-Eaton syndrome in disease classified elsewhere | Diagnosis | ICD-10-CM |
| G70.89 | Other specified myoneural disorders | Diagnosis | ICD-10-CM |
| G70.9 | Myoneural disorder, unspecified | Diagnosis | ICD-10-CM |
| G71.0 | Muscular dystrophy | Diagnosis | ICD-10-CM |
| G71.00 | Muscular dystrophy, unspecified | Diagnosis | ICD-10-CM |
| G71.01 | Duchenne or Becker muscular dystrophy | Diagnosis | ICD-10-CM |
| G71.02 | Facioscapulohumeral muscular dystrophy | Diagnosis | ICD-10-CM |
| G71.09 | Other specified muscular dystrophies | Diagnosis | ICD-10-CM |
| G71.11 | Myotonic muscular dystrophy | Diagnosis | ICD-10-CM |
| G71.12 | Myotonia congenita | Diagnosis | ICD-10-CM |
| G71.19 | Other specified myotonic disorders | Diagnosis | ICD-10-CM |
| G71.2 | Congenital myopathies | Diagnosis | ICD-10-CM |
| G72.4 | Inflammatory and immune myopathies, not elsewhere classified | Diagnosis | ICD-10-CM |
| G72.41 | Inclusion body myositis [IBM] | Diagnosis | ICD-10-CM |
| G72.49 | Other inflammatory and immune myopathies, not elsewhere | Diagnosis | ICD-10-CM |

Appendix C.1. List of RxNorm Concept Unique Identifier (RXCUI), Logical Observation Identifiers Names and Codes (LOINC), International Classification of Diseases, Tenth Revision, Clinical Modification (ICD-10-CM), International Classification of Diseases, Tenth Revision, Procedure Coding System (ICD-10-PCS), Healthcare Common Procedure Coding System (HCPCS), and Current Procedural Terminology (CPT) Codes Used to Define Baseline Characteristics for this Request

| Code | Description | Code Category | Code Type |
|-------------|---|----------------------|------------------|
| G72.9 | Myopathy, unspecified | Diagnosis | ICD-10-CM |
| G73.1 | Lambert-Eaton syndrome in neoplastic disease | Diagnosis | ICD-10-CM |
| G80 | Cerebral palsy | Diagnosis | ICD-10-CM |
| G80.0 | Spastic quadriplegic cerebral palsy | Diagnosis | ICD-10-CM |
| G80.1 | Spastic diplegic cerebral palsy | Diagnosis | ICD-10-CM |
| G80.2 | Spastic hemiplegic cerebral palsy | Diagnosis | ICD-10-CM |
| G80.3 | Athetoid cerebral palsy | Diagnosis | ICD-10-CM |
| G80.4 | Ataxic cerebral palsy | Diagnosis | ICD-10-CM |
| G80.8 | Other cerebral palsy | Diagnosis | ICD-10-CM |
| G80.9 | Cerebral palsy, unspecified | Diagnosis | ICD-10-CM |
| G91 | Hydrocephalus | Diagnosis | ICD-10-CM |
| G91.0 | Communicating hydrocephalus | Diagnosis | ICD-10-CM |
| G91.1 | Obstructive hydrocephalus | Diagnosis | ICD-10-CM |
| G91.2 | (Idiopathic) normal pressure hydrocephalus | Diagnosis | ICD-10-CM |
| G91.3 | Post-traumatic hydrocephalus, unspecified | Diagnosis | ICD-10-CM |
| G91.4 | Hydrocephalus in diseases classified elsewhere | Diagnosis | ICD-10-CM |
| G91.8 | Other hydrocephalus | Diagnosis | ICD-10-CM |
| G91.9 | Hydrocephalus, unspecified | Diagnosis | ICD-10-CM |
| G95.0 | Syringomyelia and syringobulbia | Diagnosis | ICD-10-CM |
| H93.3 | Disorders of acoustic nerve | Diagnosis | ICD-10-CM |
| I60.7 | Nontraumatic subarachnoid hemorrhage from unspecified intracranial artery | Diagnosis | ICD-10-CM |
| I67.1 | Cerebral aneurysm, nonruptured | Diagnosis | ICD-10-CM |
| M33 | Dermatopolymyositis | Diagnosis | ICD-10-CM |
| M33.0 | Juvenile dermatomyositis | Diagnosis | ICD-10-CM |
| M33.00 | Juvenile dermatomyositis, organ involvement unspecified | Diagnosis | ICD-10-CM |
| M33.01 | Juvenile dermatomyositis with respiratory involvement | Diagnosis | ICD-10-CM |
| M33.02 | Juvenile dermatomyositis with myopathy | Diagnosis | ICD-10-CM |
| M33.03 | Juvenile dermatomyositis without myopathy | Diagnosis | ICD-10-CM |
| M33.09 | Juvenile dermatomyositis with other organ involvement | Diagnosis | ICD-10-CM |
| M33.1 | Other dermatomyositis | Diagnosis | ICD-10-CM |
| M33.10 | Other dermatomyositis, organ involvement unspecified | Diagnosis | ICD-10-CM |
| M33.11 | Other dermatomyositis with respiratory involvement | Diagnosis | ICD-10-CM |
| M33.12 | Other dermatomyositis with myopathy | Diagnosis | ICD-10-CM |
| M33.13 | Other dermatomyositis without myopathy | Diagnosis | ICD-10-CM |
| M33.19 | Other dermatomyositis with other organ involvement | Diagnosis | ICD-10-CM |
| M33.2 | Polymyositis | Diagnosis | ICD-10-CM |
| M33.20 | Polymyositis, organ involvement unspecified | Diagnosis | ICD-10-CM |
| M33.21 | Polymyositis with respiratory involvement | Diagnosis | ICD-10-CM |
| M33.22 | Polymyositis with myopathy | Diagnosis | ICD-10-CM |

Appendix C.1. List of RxNorm Concept Unique Identifier (RXCUI), Logical Observation Identifiers Names and Codes (LOINC), International Classification of Diseases, Tenth Revision, Clinical Modification (ICD-10-CM), International Classification of Diseases, Tenth Revision, Procedure Coding System (ICD-10-PCS), Healthcare Common Procedure Coding System (HCPCS), and Current Procedural Terminology (CPT) Codes Used to Define Baseline Characteristics for this Request

| Code | Description | Code Category | Code Type |
|-------------|---|----------------------|------------------|
| M33.29 | Polymyositis with other organ involvement | Diagnosis | ICD-10-CM |
| M33.9 | Dermatopolymyositis, unspecified | Diagnosis | ICD-10-CM |
| M33.90 | Dermatopolymyositis, unspecified, organ involvement unspecified | Diagnosis | ICD-10-CM |
| M33.91 | Dermatopolymyositis, unspecified with respiratory involvement | Diagnosis | ICD-10-CM |
| M33.92 | Dermatopolymyositis, unspecified with myopathy | Diagnosis | ICD-10-CM |
| M33.93 | Dermatopolymyositis, unspecified without myopathy | Diagnosis | ICD-10-CM |
| M33.99 | Dermatopolymyositis, unspecified with other organ involvement | Diagnosis | ICD-10-CM |
| M48.0 | Spinal stenosis | Diagnosis | ICD-10-CM |
| M48.00 | Spinal stenosis, site unspecified | Diagnosis | ICD-10-CM |
| M48.01 | Spinal stenosis, occipito-atlanto-axial region | Diagnosis | ICD-10-CM |
| M48.02 | Spinal stenosis, cervical region | Diagnosis | ICD-10-CM |
| M48.03 | Spinal stenosis, cervicothoracic region | Diagnosis | ICD-10-CM |
| M48.04 | Spinal stenosis, thoracic region | Diagnosis | ICD-10-CM |
| M48.05 | Spinal stenosis, thoracolumbar region | Diagnosis | ICD-10-CM |
| M48.06 | Spinal stenosis, lumbar region | Diagnosis | ICD-10-CM |
| M48.061 | Spinal stenosis, lumbar region without neurogenic claudication | Diagnosis | ICD-10-CM |
| M48.062 | Spinal stenosis, lumbar region with neurogenic claudication | Diagnosis | ICD-10-CM |
| M48.07 | Spinal stenosis, lumbosacral region | Diagnosis | ICD-10-CM |
| M48.08 | Spinal stenosis, sacral and sacrococcygeal region | Diagnosis | ICD-10-CM |
| Q28 | Other congenital malformations of circulatory system | Diagnosis | ICD-10-CM |
| Q85.0 | Neurofibromatosis (nonmalignant) | Diagnosis | ICD-10-CM |
| Q85.00 | Neurofibromatosis, unspecified | Diagnosis | ICD-10-CM |
| Q85.01 | Neurofibromatosis, type 1 | Diagnosis | ICD-10-CM |
| Q85.02 | Neurofibromatosis, type 2 | Diagnosis | ICD-10-CM |
| Q85.09 | Other neurofibromatosis | Diagnosis | ICD-10-CM |
| S06.2 | Diffuse traumatic brain injury | Diagnosis | ICD-10-CM |
| S06.2X | Diffuse traumatic brain injury | Diagnosis | ICD-10-CM |
| S06.2X0 | Diffuse traumatic brain injury without loss of consciousness | Diagnosis | ICD-10-CM |
| S06.2X0A | Diffuse traumatic brain injury without loss of consciousness, initial encounter | Diagnosis | ICD-10-CM |
| S06.2X0D | Diffuse traumatic brain injury without loss of consciousness, subsequent encounter | Diagnosis | ICD-10-CM |
| S06.2X0S | Diffuse traumatic brain injury without loss of consciousness, sequela | Diagnosis | ICD-10-CM |
| S06.2X1 | Diffuse traumatic brain injury with loss of consciousness of 30 minutes or less | Diagnosis | ICD-10-CM |
| S06.2X1A | Diffuse traumatic brain injury with loss of consciousness of 30 minutes or less, initial encounter | Diagnosis | ICD-10-CM |
| S06.2X1D | Diffuse traumatic brain injury with loss of consciousness of 30 minutes or less, subsequent encounter | Diagnosis | ICD-10-CM |

Appendix C.1. List of RxNorm Concept Unique Identifier (RXCUI), Logical Observation Identifiers Names and Codes (LOINC), International Classification of Diseases, Tenth Revision, Clinical Modification (ICD-10-CM), International Classification of Diseases, Tenth Revision, Procedure Coding System (ICD-10-PCS), Healthcare Common Procedure Coding System (HCPCS), and Current Procedural Terminology (CPT) Codes Used to Define Baseline Characteristics for this Request

| Code | Description | Code Category | Code Type |
|-------------|---|----------------------|------------------|
| S06.2X1S | Diffuse traumatic brain injury with loss of consciousness of 30 minutes or less, sequela | Diagnosis | ICD-10-CM |
| S06.2X2 | Diffuse traumatic brain injury with loss of consciousness of 31 minutes to 59 minutes | Diagnosis | ICD-10-CM |
| S06.2X2A | Diffuse traumatic brain injury with loss of consciousness of 31 minutes to 59 minutes, initial encounter | Diagnosis | ICD-10-CM |
| S06.2X2D | Diffuse traumatic brain injury with loss of consciousness of 31 minutes to 59 minutes, subsequent encounter | Diagnosis | ICD-10-CM |
| S06.2X2S | Diffuse traumatic brain injury with loss of consciousness of 31 minutes to 59 minutes, sequela | Diagnosis | ICD-10-CM |
| S06.2X3 | Diffuse traumatic brain injury with loss of consciousness of 1 hour to 5 hours 59 minutes | Diagnosis | ICD-10-CM |
| S06.2X3A | Diffuse traumatic brain injury with loss of consciousness of 1 hour to 5 hours 59 minutes, initial encounter | Diagnosis | ICD-10-CM |
| S06.2X3D | Diffuse traumatic brain injury with loss of consciousness of 1 hour to 5 hours 59 minutes, subsequent encounter | Diagnosis | ICD-10-CM |
| S06.2X3S | Diffuse traumatic brain injury with loss of consciousness of 1 hour to 5 hours 59 minutes, sequela | Diagnosis | ICD-10-CM |
| S06.2X4 | Diffuse traumatic brain injury with loss of consciousness of 6 hours to 24 hours | Diagnosis | ICD-10-CM |
| S06.2X4A | Diffuse traumatic brain injury with loss of consciousness of 6 hours to 24 hours, initial encounter | Diagnosis | ICD-10-CM |
| S06.2X4D | Diffuse traumatic brain injury with loss of consciousness of 6 hours to 24 hours, subsequent encounter | Diagnosis | ICD-10-CM |
| S06.2X4S | Diffuse traumatic brain injury with loss of consciousness of 6 hours to 24 hours, sequela | Diagnosis | ICD-10-CM |
| S06.2X5 | Diffuse traumatic brain injury with loss of consciousness greater than 24 hours with return to pre-existing conscious levels | Diagnosis | ICD-10-CM |
| S06.2X5A | Diffuse traumatic brain injury with loss of consciousness greater than 24 hours with return to pre-existing conscious levels, initial encounter | Diagnosis | ICD-10-CM |
| S06.2X5D | Diffuse traumatic brain injury with loss of consciousness greater than 24 hours with return to pre-existing conscious levels, subsequent encounter | Diagnosis | ICD-10-CM |
| S06.2X5S | Diffuse traumatic brain injury with loss of consciousness greater than 24 hours with return to pre-existing conscious levels, sequela | Diagnosis | ICD-10-CM |
| S06.2X6 | Diffuse traumatic brain injury with loss of consciousness greater than 24 hours without return to pre-existing conscious level with patient surviving | Diagnosis | ICD-10-CM |

Appendix C.1. List of RxNorm Concept Unique Identifier (RXCUI), Logical Observation Identifiers Names and Codes (LOINC), International Classification of Diseases, Tenth Revision, Clinical Modification (ICD-10-CM), International Classification of Diseases, Tenth Revision, Procedure Coding System (ICD-10-PCS), Healthcare Common Procedure Coding System (HCPCS), and Current Procedural Terminology (CPT) Codes Used to Define Baseline Characteristics for this Request

| Code | Description | Code Category | Code Type |
|-------------|---|----------------------|------------------|
| S06.2X6A | Diffuse traumatic brain injury with loss of consciousness greater than 24 hours without return to pre-existing conscious level with patient surviving, initial encounter | Diagnosis | ICD-10-CM |
| S06.2X6D | Diffuse traumatic brain injury with loss of consciousness greater than 24 hours without return to pre-existing conscious level with patient surviving, subsequent encounter | Diagnosis | ICD-10-CM |
| S06.2X6S | Diffuse traumatic brain injury with loss of consciousness greater than 24 hours without return to pre-existing conscious level with patient surviving, sequela | Diagnosis | ICD-10-CM |
| S06.2X7 | Diffuse traumatic brain injury with loss of consciousness of any duration with death due to brain injury prior to regaining | Diagnosis | ICD-10-CM |
| S06.2X7A | Diffuse traumatic brain injury with loss of consciousness of any duration with death due to brain injury prior to regaining consciousness, initial encounter | Diagnosis | ICD-10-CM |
| S06.2X7D | Diffuse traumatic brain injury with loss of consciousness of any duration with death due to brain injury prior to regaining consciousness, subsequent encounter | Diagnosis | ICD-10-CM |
| S06.2X7S | Diffuse traumatic brain injury with loss of consciousness of any duration with death due to brain injury prior to regaining | Diagnosis | ICD-10-CM |
| S06.2X8 | Diffuse traumatic brain injury with loss of consciousness of any duration with death due to other cause prior to regaining | Diagnosis | ICD-10-CM |
| S06.2X8A | Diffuse traumatic brain injury with loss of consciousness of any duration with death due to other cause prior to regaining consciousness, initial encounter | Diagnosis | ICD-10-CM |
| S06.2X8D | Diffuse traumatic brain injury with loss of consciousness of any duration with death due to other cause prior to regaining consciousness, subsequent encounter | Diagnosis | ICD-10-CM |
| S06.2X8S | Diffuse traumatic brain injury with loss of consciousness of any duration with death due to other cause prior to regaining | Diagnosis | ICD-10-CM |
| S06.2X9 | Diffuse traumatic brain injury with loss of consciousness of unspecified duration | Diagnosis | ICD-10-CM |
| S06.2X9A | Diffuse traumatic brain injury with loss of consciousness of unspecified duration, initial encounter | Diagnosis | ICD-10-CM |
| S06.2X9D | Diffuse traumatic brain injury with loss of consciousness of unspecified duration, subsequent encounter | Diagnosis | ICD-10-CM |
| S06.2X9S | Diffuse traumatic brain injury with loss of consciousness of unspecified duration, sequela | Diagnosis | ICD-10-CM |
| S06.3 | Focal traumatic brain injury | Diagnosis | ICD-10-CM |
| S06.30 | Unspecified focal traumatic brain injury | Diagnosis | ICD-10-CM |
| S06.300 | Unspecified focal traumatic brain injury without loss of consciousness | Diagnosis | ICD-10-CM |

Appendix C.1. List of RxNorm Concept Unique Identifier (RXCUI), Logical Observation Identifiers Names and Codes (LOINC), International Classification of Diseases, Tenth Revision, Clinical Modification (ICD-10-CM), International Classification of Diseases, Tenth Revision, Procedure Coding System (ICD-10-PCS), Healthcare Common Procedure Coding System (HCPCS), and Current Procedural Terminology (CPT) Codes Used to Define Baseline Characteristics for this Request

| Code | Description | Code Category | Code Type |
|-------------|---|----------------------|------------------|
| S06.300A | Unspecified focal traumatic brain injury without loss of consciousness, initial encounter | Diagnosis | ICD-10-CM |
| S06.300D | Unspecified focal traumatic brain injury without loss of consciousness, subsequent encounter | Diagnosis | ICD-10-CM |
| S06.300S | Unspecified focal traumatic brain injury without loss of consciousness, sequela | Diagnosis | ICD-10-CM |
| S06.301 | Unspecified focal traumatic brain injury with loss of consciousness of 30 minutes or less | Diagnosis | ICD-10-CM |
| S06.301A | Unspecified focal traumatic brain injury with loss of consciousness of 30 minutes or less, initial encounter | Diagnosis | ICD-10-CM |
| S06.301D | Unspecified focal traumatic brain injury with loss of consciousness of 30 minutes or less, subsequent encounter | Diagnosis | ICD-10-CM |
| S06.301S | Unspecified focal traumatic brain injury with loss of consciousness of 30 minutes or less, sequela | Diagnosis | ICD-10-CM |
| S06.302 | Unspecified focal traumatic brain injury with loss of consciousness of 31 minutes to 59 minutes | Diagnosis | ICD-10-CM |
| S06.302A | Unspecified focal traumatic brain injury with loss of consciousness of 31 minutes to 59 minutes, initial encounter | Diagnosis | ICD-10-CM |
| S06.302D | Unspecified focal traumatic brain injury with loss of consciousness of 31 minutes to 59 minutes, subsequent encounter | Diagnosis | ICD-10-CM |
| S06.302S | Unspecified focal traumatic brain injury with loss of consciousness of 31 minutes to 59 minutes, sequela | Diagnosis | ICD-10-CM |
| S06.303 | Unspecified focal traumatic brain injury with loss of consciousness of 1 hour to 5 hours 59 minutes | Diagnosis | ICD-10-CM |
| S06.303A | Unspecified focal traumatic brain injury with loss of consciousness of 1 hour to 5 hours 59 minutes, initial encounter | Diagnosis | ICD-10-CM |
| S06.303D | Unspecified focal traumatic brain injury with loss of consciousness of 1 hour to 5 hours 59 minutes, subsequent encounter | Diagnosis | ICD-10-CM |
| S06.303S | Unspecified focal traumatic brain injury with loss of consciousness of 1 hour to 5 hours 59 minutes, sequela | Diagnosis | ICD-10-CM |
| S06.304 | Unspecified focal traumatic brain injury with loss of consciousness of 6 hours to 24 hours | Diagnosis | ICD-10-CM |
| S06.304A | Unspecified focal traumatic brain injury with loss of consciousness of 6 hours to 24 hours, initial encounter | Diagnosis | ICD-10-CM |
| S06.304D | Unspecified focal traumatic brain injury with loss of consciousness of 6 hours to 24 hours, subsequent encounter | Diagnosis | ICD-10-CM |
| S06.304S | Unspecified focal traumatic brain injury with loss of consciousness of 6 hours to 24 hours, sequela | Diagnosis | ICD-10-CM |
| S06.305 | Unspecified focal traumatic brain injury with loss of consciousness greater than 24 hours with return to pre-existing conscious level | Diagnosis | ICD-10-CM |

Appendix C.1. List of RxNorm Concept Unique Identifier (RXCUI), Logical Observation Identifiers Names and Codes (LOINC), International Classification of Diseases, Tenth Revision, Clinical Modification (ICD-10-CM), International Classification of Diseases, Tenth Revision, Procedure Coding System (ICD-10-PCS), Healthcare Common Procedure Coding System (HCPCS), and Current Procedural Terminology (CPT) Codes Used to Define Baseline Characteristics for this Request

| Code | Description | Code Category | Code Type |
|-------------|---|----------------------|------------------|
| S06.305A | Unspecified focal traumatic brain injury with loss of consciousness greater than 24 hours with return to pre-existing conscious level, initial encounter | Diagnosis | ICD-10-CM |
| S06.305D | Unspecified focal traumatic brain injury with loss of consciousness greater than 24 hours with return to pre-existing conscious level, subsequent encounter | Diagnosis | ICD-10-CM |
| S06.305S | Unspecified focal traumatic brain injury with loss of consciousness greater than 24 hours with return to pre-existing conscious level, sequela | Diagnosis | ICD-10-CM |
| S06.306 | Unspecified focal traumatic brain injury with loss of consciousness greater than 24 hours without return to pre-existing conscious level with patient surviving | Diagnosis | ICD-10-CM |
| S06.306A | Unspecified focal traumatic brain injury with loss of consciousness greater than 24 hours without return to pre-existing conscious level with patient surviving, initial encounter | Diagnosis | ICD-10-CM |
| S06.306D | Unspecified focal traumatic brain injury with loss of consciousness greater than 24 hours without return to pre-existing conscious level with patient surviving, subsequent encounter | Diagnosis | ICD-10-CM |
| S06.306S | Unspecified focal traumatic brain injury with loss of consciousness greater than 24 hours without return to pre-existing conscious level with patient surviving, sequela | Diagnosis | ICD-10-CM |
| S06.307 | Unspecified focal traumatic brain injury with loss of consciousness of any duration with death due to brain injury prior to regaining consciousness | Diagnosis | ICD-10-CM |
| S06.307A | Unspecified focal traumatic brain injury with loss of consciousness of any duration with death due to brain injury prior to regaining consciousness, initial encounter | Diagnosis | ICD-10-CM |
| S06.307D | Unspecified focal traumatic brain injury with loss of consciousness of any duration with death due to brain injury prior to regaining consciousness, subsequent encounter | Diagnosis | ICD-10-CM |
| S06.307S | Unspecified focal traumatic brain injury with loss of consciousness of any duration with death due to brain injury prior to regaining consciousness, sequela | Diagnosis | ICD-10-CM |
| S06.308 | Unspecified focal traumatic brain injury with loss of consciousness of any duration with death due to other cause prior to regaining consciousness | Diagnosis | ICD-10-CM |
| S06.308A | Unspecified focal traumatic brain injury with loss of consciousness of any duration with death due to other cause prior to regaining consciousness, initial encounter | Diagnosis | ICD-10-CM |

Appendix C.1. List of RxNorm Concept Unique Identifier (RXCUI), Logical Observation Identifiers Names and Codes (LOINC), International Classification of Diseases, Tenth Revision, Clinical Modification (ICD-10-CM), International Classification of Diseases, Tenth Revision, Procedure Coding System (ICD-10-PCS), Healthcare Common Procedure Coding System (HCPCS), and Current Procedural Terminology (CPT) Codes Used to Define Baseline Characteristics for this Request

| Code | Description | Code Category | Code Type |
|-------------|--|----------------------|------------------|
| S06.308D | Unspecified focal traumatic brain injury with loss of consciousness of any duration with death due to other cause prior to regaining consciousness, subsequent encounter | Diagnosis | ICD-10-CM |
| S06.308S | Unspecified focal traumatic brain injury with loss of consciousness of any duration with death due to other cause prior to regaining consciousness, sequela | Diagnosis | ICD-10-CM |
| S06.309 | Unspecified focal traumatic brain injury with loss of consciousness of unspecified duration | Diagnosis | ICD-10-CM |
| S06.309A | Unspecified focal traumatic brain injury with loss of consciousness of unspecified duration, initial encounter | Diagnosis | ICD-10-CM |
| S06.309D | Unspecified focal traumatic brain injury with loss of consciousness of unspecified duration, subsequent encounter | Diagnosis | ICD-10-CM |
| S06.309S | Unspecified focal traumatic brain injury with loss of consciousness of unspecified duration, sequela | Diagnosis | ICD-10-CM |
| S06.31 | Contusion and laceration of right cerebrum | Diagnosis | ICD-10-CM |
| S06.310 | Contusion and laceration of right cerebrum without loss of consciousness | Diagnosis | ICD-10-CM |
| S06.310A | Contusion and laceration of right cerebrum without loss of consciousness, initial encounter | Diagnosis | ICD-10-CM |
| S06.310D | Contusion and laceration of right cerebrum without loss of consciousness, subsequent encounter | Diagnosis | ICD-10-CM |
| S06.310S | Contusion and laceration of right cerebrum without loss of consciousness, sequela | Diagnosis | ICD-10-CM |
| S06.311 | Contusion and laceration of right cerebrum with loss of consciousness of 30 minutes or less | Diagnosis | ICD-10-CM |
| S06.311A | Contusion and laceration of right cerebrum with loss of consciousness of 30 minutes or less, initial encounter | Diagnosis | ICD-10-CM |
| S06.311D | Contusion and laceration of right cerebrum with loss of consciousness of 30 minutes or less, subsequent encounter | Diagnosis | ICD-10-CM |
| S06.311S | Contusion and laceration of right cerebrum with loss of consciousness of 30 minutes or less, sequela | Diagnosis | ICD-10-CM |
| S06.312 | Contusion and laceration of right cerebrum with loss of consciousness of 31 minutes to 59 minutes | Diagnosis | ICD-10-CM |
| S06.312A | Contusion and laceration of right cerebrum with loss of consciousness of 31 minutes to 59 minutes, initial encounter | Diagnosis | ICD-10-CM |
| S06.312D | Contusion and laceration of right cerebrum with loss of consciousness of 31 minutes to 59 minutes, subsequent encounter | Diagnosis | ICD-10-CM |
| S06.312S | Contusion and laceration of right cerebrum with loss of consciousness of 31 minutes to 59 minutes, sequela | Diagnosis | ICD-10-CM |

Appendix C.1. List of RxNorm Concept Unique Identifier (RXCUI), Logical Observation Identifiers Names and Codes (LOINC), International Classification of Diseases, Tenth Revision, Clinical Modification (ICD-10-CM), International Classification of Diseases, Tenth Revision, Procedure Coding System (ICD-10-PCS), Healthcare Common Procedure Coding System (HCPCS), and Current Procedural Terminology (CPT) Codes Used to Define Baseline Characteristics for this Request

| Code | Description | Code Category | Code Type |
|-------------|---|----------------------|------------------|
| S06.313 | Contusion and laceration of right cerebrum with loss of consciousness of 1 hour to 5 hours 59 minutes | Diagnosis | ICD-10-CM |
| S06.313A | Contusion and laceration of right cerebrum with loss of consciousness of 1 hour to 5 hours 59 minutes, initial encounter | Diagnosis | ICD-10-CM |
| S06.313D | Contusion and laceration of right cerebrum with loss of consciousness of 1 hour to 5 hours 59 minutes, subsequent encounter | Diagnosis | ICD-10-CM |
| S06.313S | Contusion and laceration of right cerebrum with loss of consciousness of 1 hour to 5 hours 59 minutes, sequela | Diagnosis | ICD-10-CM |
| S06.314 | Contusion and laceration of right cerebrum with loss of consciousness of 6 hours to 24 hours | Diagnosis | ICD-10-CM |
| S06.314A | Contusion and laceration of right cerebrum with loss of consciousness of 6 hours to 24 hours, initial encounter | Diagnosis | ICD-10-CM |
| S06.314D | Contusion and laceration of right cerebrum with loss of consciousness of 6 hours to 24 hours, subsequent encounter | Diagnosis | ICD-10-CM |
| S06.314S | Contusion and laceration of right cerebrum with loss of consciousness of 6 hours to 24 hours, sequela | Diagnosis | ICD-10-CM |
| S06.315 | Contusion and laceration of right cerebrum with loss of consciousness greater than 24 hours with return to pre-existing conscious level | Diagnosis | ICD-10-CM |
| S06.315A | Contusion and laceration of right cerebrum with loss of consciousness greater than 24 hours with return to pre-existing conscious level, initial encounter | Diagnosis | ICD-10-CM |
| S06.315D | Contusion and laceration of right cerebrum with loss of consciousness greater than 24 hours with return to pre-existing conscious level, subsequent encounter | Diagnosis | ICD-10-CM |
| S06.315S | Contusion and laceration of right cerebrum with loss of consciousness greater than 24 hours with return to pre-existing conscious level, sequela | Diagnosis | ICD-10-CM |
| S06.316 | Contusion and laceration of right cerebrum with loss of consciousness greater than 24 hours without return to pre-existing conscious level with patient surviving | Diagnosis | ICD-10-CM |
| S06.316A | Contusion and laceration of right cerebrum with loss of consciousness greater than 24 hours without return to pre-existing conscious level with patient surviving, initial encounter | Diagnosis | ICD-10-CM |
| S06.316D | Contusion and laceration of right cerebrum with loss of consciousness greater than 24 hours without return to pre-existing conscious level with patient surviving, subsequent encounter | Diagnosis | ICD-10-CM |
| S06.316S | Contusion and laceration of right cerebrum with loss of consciousness greater than 24 hours without return to pre-existing conscious level with patient surviving, sequela | Diagnosis | ICD-10-CM |

Appendix C.1. List of RxNorm Concept Unique Identifier (RXCUI), Logical Observation Identifiers Names and Codes (LOINC), International Classification of Diseases, Tenth Revision, Clinical Modification (ICD-10-CM), International Classification of Diseases, Tenth Revision, Procedure Coding System (ICD-10-PCS), Healthcare Common Procedure Coding System (HCPCS), and Current Procedural Terminology (CPT) Codes Used to Define Baseline Characteristics for this Request

| Code | Description | Code Category | Code Type |
|-------------|---|----------------------|------------------|
| S06.317 | Contusion and laceration of right cerebrum with loss of consciousness of any duration with death due to brain injury prior to regaining consciousness | Diagnosis | ICD-10-CM |
| S06.317A | Contusion and laceration of right cerebrum with loss of consciousness of any duration with death due to brain injury prior to regaining consciousness, initial encounter | Diagnosis | ICD-10-CM |
| S06.317D | Contusion and laceration of right cerebrum with loss of consciousness of any duration with death due to brain injury prior to regaining consciousness, subsequent encounter | Diagnosis | ICD-10-CM |
| S06.317S | Contusion and laceration of right cerebrum with loss of consciousness of any duration with death due to brain injury prior to regaining consciousness, sequela | Diagnosis | ICD-10-CM |
| S06.318 | Contusion and laceration of right cerebrum with loss of consciousness of any duration with death due to other cause prior to regaining consciousness | Diagnosis | ICD-10-CM |
| S06.318A | Contusion and laceration of right cerebrum with loss of consciousness of any duration with death due to other cause prior to regaining consciousness, initial encounter | Diagnosis | ICD-10-CM |
| S06.318D | Contusion and laceration of right cerebrum with loss of consciousness of any duration with death due to other cause prior to regaining consciousness, subsequent encounter | Diagnosis | ICD-10-CM |
| S06.318S | Contusion and laceration of right cerebrum with loss of consciousness of any duration with death due to other cause prior to regaining consciousness, sequela | Diagnosis | ICD-10-CM |
| S06.319 | Contusion and laceration of right cerebrum with loss of consciousness of unspecified duration | Diagnosis | ICD-10-CM |
| S06.319A | Contusion and laceration of right cerebrum with loss of consciousness of unspecified duration, initial encounter | Diagnosis | ICD-10-CM |
| S06.319D | Contusion and laceration of right cerebrum with loss of consciousness of unspecified duration, subsequent encounter | Diagnosis | ICD-10-CM |
| S06.319S | Contusion and laceration of right cerebrum with loss of consciousness of unspecified duration, sequela | Diagnosis | ICD-10-CM |
| S06.32 | Contusion and laceration of left cerebrum | Diagnosis | ICD-10-CM |
| S06.320 | Contusion and laceration of left cerebrum without loss of consciousness | Diagnosis | ICD-10-CM |
| S06.320A | Contusion and laceration of left cerebrum without loss of consciousness, initial encounter | Diagnosis | ICD-10-CM |
| S06.320D | Contusion and laceration of left cerebrum without loss of consciousness, subsequent encounter | Diagnosis | ICD-10-CM |

Appendix C.1. List of RxNorm Concept Unique Identifier (RXCUI), Logical Observation Identifiers Names and Codes (LOINC), International Classification of Diseases, Tenth Revision, Clinical Modification (ICD-10-CM), International Classification of Diseases, Tenth Revision, Procedure Coding System (ICD-10-PCS), Healthcare Common Procedure Coding System (HCPCS), and Current Procedural Terminology (CPT) Codes Used to Define Baseline Characteristics for this Request

| Code | Description | Code Category | Code Type |
|-------------|---|----------------------|------------------|
| S06.320S | Contusion and laceration of left cerebrum without loss of consciousness, sequela | Diagnosis | ICD-10-CM |
| S06.321 | Contusion and laceration of left cerebrum with loss of consciousness of 30 minutes or less | Diagnosis | ICD-10-CM |
| S06.321A | Contusion and laceration of left cerebrum with loss of consciousness of 30 minutes or less, initial encounter | Diagnosis | ICD-10-CM |
| S06.321D | Contusion and laceration of left cerebrum with loss of consciousness of 30 minutes or less, subsequent encounter | Diagnosis | ICD-10-CM |
| S06.321S | Contusion and laceration of left cerebrum with loss of consciousness of 30 minutes or less, sequela | Diagnosis | ICD-10-CM |
| S06.322 | Contusion and laceration of left cerebrum with loss of consciousness of 31 minutes to 59 minutes | Diagnosis | ICD-10-CM |
| S06.322A | Contusion and laceration of left cerebrum with loss of consciousness of 31 minutes to 59 minutes, initial encounter | Diagnosis | ICD-10-CM |
| S06.322D | Contusion and laceration of left cerebrum with loss of consciousness of 31 minutes to 59 minutes, subsequent encounter | Diagnosis | ICD-10-CM |
| S06.322S | Contusion and laceration of left cerebrum with loss of consciousness of 31 minutes to 59 minutes, sequela | Diagnosis | ICD-10-CM |
| S06.323 | Contusion and laceration of left cerebrum with loss of consciousness of 1 hour to 5 hours 59 minutes | Diagnosis | ICD-10-CM |
| S06.323A | Contusion and laceration of left cerebrum with loss of consciousness of 1 hour to 5 hours 59 minutes, initial encounter | Diagnosis | ICD-10-CM |
| S06.323D | Contusion and laceration of left cerebrum with loss of consciousness of 1 hour to 5 hours 59 minutes, subsequent encounter | Diagnosis | ICD-10-CM |
| S06.323S | Contusion and laceration of left cerebrum with loss of consciousness of 1 hour to 5 hours 59 minutes, sequela | Diagnosis | ICD-10-CM |
| S06.324 | Contusion and laceration of left cerebrum with loss of consciousness of 6 hours to 24 hours | Diagnosis | ICD-10-CM |
| S06.324A | Contusion and laceration of left cerebrum with loss of consciousness of 6 hours to 24 hours, initial encounter | Diagnosis | ICD-10-CM |
| S06.324D | Contusion and laceration of left cerebrum with loss of consciousness of 6 hours to 24 hours, subsequent encounter | Diagnosis | ICD-10-CM |
| S06.324S | Contusion and laceration of left cerebrum with loss of consciousness of 6 hours to 24 hours, sequela | Diagnosis | ICD-10-CM |
| S06.325 | Contusion and laceration of left cerebrum with loss of consciousness greater than 24 hours with return to pre-existing conscious level | Diagnosis | ICD-10-CM |
| S06.325A | Contusion and laceration of left cerebrum with loss of consciousness greater than 24 hours with return to pre-existing conscious level, initial encounter | Diagnosis | ICD-10-CM |

Appendix C.1. List of RxNorm Concept Unique Identifier (RXCUI), Logical Observation Identifiers Names and Codes (LOINC), International Classification of Diseases, Tenth Revision, Clinical Modification (ICD-10-CM), International Classification of Diseases, Tenth Revision, Procedure Coding System (ICD-10-PCS), Healthcare Common Procedure Coding System (HCPCS), and Current Procedural Terminology (CPT) Codes Used to Define Baseline Characteristics for this Request

| Code | Description | Code Category | Code Type |
|-------------|--|----------------------|------------------|
| S06.325D | Contusion and laceration of left cerebrum with loss of consciousness greater than 24 hours with return to pre-existing conscious level, subsequent encounter | Diagnosis | ICD-10-CM |
| S06.325S | Contusion and laceration of left cerebrum with loss of consciousness greater than 24 hours with return to pre-existing conscious level, sequela | Diagnosis | ICD-10-CM |
| S06.326 | Contusion and laceration of left cerebrum with loss of consciousness greater than 24 hours without return to pre-existing conscious level with patient surviving | Diagnosis | ICD-10-CM |
| S06.326A | Contusion and laceration of left cerebrum with loss of consciousness greater than 24 hours without return to pre-existing conscious level with patient surviving, initial encounter | Diagnosis | ICD-10-CM |
| S06.326D | Contusion and laceration of left cerebrum with loss of consciousness greater than 24 hours without return to pre-existing conscious level with patient surviving, subsequent encounter | Diagnosis | ICD-10-CM |
| S06.326S | Contusion and laceration of left cerebrum with loss of consciousness greater than 24 hours without return to pre-existing conscious level with patient surviving, sequela | Diagnosis | ICD-10-CM |
| S06.327 | Contusion and laceration of left cerebrum with loss of consciousness of any duration with death due to brain injury prior to regaining consciousness | Diagnosis | ICD-10-CM |
| S06.327A | Contusion and laceration of left cerebrum with loss of consciousness of any duration with death due to brain injury prior to regaining consciousness, initial encounter | Diagnosis | ICD-10-CM |
| S06.327D | Contusion and laceration of left cerebrum with loss of consciousness of any duration with death due to brain injury prior to regaining consciousness, subsequent encounter | Diagnosis | ICD-10-CM |
| S06.327S | Contusion and laceration of left cerebrum with loss of consciousness of any duration with death due to brain injury prior to regaining consciousness, sequela | Diagnosis | ICD-10-CM |
| S06.328 | Contusion and laceration of left cerebrum with loss of consciousness of any duration with death due to other cause prior to regaining consciousness | Diagnosis | ICD-10-CM |
| S06.328A | Contusion and laceration of left cerebrum with loss of consciousness of any duration with death due to other cause prior to regaining consciousness, initial encounter | Diagnosis | ICD-10-CM |
| S06.328D | Contusion and laceration of left cerebrum with loss of consciousness of any duration with death due to other cause prior to regaining consciousness, subsequent encounter | Diagnosis | ICD-10-CM |

Appendix C.1. List of RxNorm Concept Unique Identifier (RXCUI), Logical Observation Identifiers Names and Codes (LOINC), International Classification of Diseases, Tenth Revision, Clinical Modification (ICD-10-CM), International Classification of Diseases, Tenth Revision, Procedure Coding System (ICD-10-PCS), Healthcare Common Procedure Coding System (HCPCS), and Current Procedural Terminology (CPT) Codes Used to Define Baseline Characteristics for this Request

| Code | Description | Code Category | Code Type |
|-------------|--|----------------------|------------------|
| S06.328S | Contusion and laceration of left cerebrum with loss of consciousness of any duration with death due to other cause prior to regaining consciousness, sequela | Diagnosis | ICD-10-CM |
| S06.329 | Contusion and laceration of left cerebrum with loss of consciousness of unspecified duration | Diagnosis | ICD-10-CM |
| S06.329A | Contusion and laceration of left cerebrum with loss of consciousness of unspecified duration, initial encounter | Diagnosis | ICD-10-CM |
| S06.329D | Contusion and laceration of left cerebrum with loss of consciousness of unspecified duration, subsequent encounter | Diagnosis | ICD-10-CM |
| S06.329S | Contusion and laceration of left cerebrum with loss of consciousness of unspecified duration, sequela | Diagnosis | ICD-10-CM |
| S06.33 | Contusion and laceration of cerebrum, unspecified | Diagnosis | ICD-10-CM |
| S06.330 | Contusion and laceration of cerebrum, unspecified, without loss of consciousness | Diagnosis | ICD-10-CM |
| S06.330A | Contusion and laceration of cerebrum, unspecified, without loss of consciousness, initial encounter | Diagnosis | ICD-10-CM |
| S06.330D | Contusion and laceration of cerebrum, unspecified, without loss of consciousness, subsequent encounter | Diagnosis | ICD-10-CM |
| S06.330S | Contusion and laceration of cerebrum, unspecified, without loss of consciousness, sequela | Diagnosis | ICD-10-CM |
| S06.331 | Contusion and laceration of cerebrum, unspecified, with loss of consciousness of 30 minutes or less | Diagnosis | ICD-10-CM |
| S06.331A | Contusion and laceration of cerebrum, unspecified, with loss of consciousness of 30 minutes or less, initial encounter | Diagnosis | ICD-10-CM |
| S06.331D | Contusion and laceration of cerebrum, unspecified, with loss of consciousness of 30 minutes or less, subsequent encounter | Diagnosis | ICD-10-CM |
| S06.331S | Contusion and laceration of cerebrum, unspecified, with loss of consciousness of 30 minutes or less, sequela | Diagnosis | ICD-10-CM |
| S06.332 | Contusion and laceration of cerebrum, unspecified, with loss of consciousness of 31 minutes to 59 minutes | Diagnosis | ICD-10-CM |
| S06.332A | Contusion and laceration of cerebrum, unspecified, with loss of consciousness of 31 minutes to 59 minutes, initial encounter | Diagnosis | ICD-10-CM |
| S06.332D | Contusion and laceration of cerebrum, unspecified, with loss of consciousness of 31 minutes to 59 minutes, subsequent encounter | Diagnosis | ICD-10-CM |
| S06.332S | Contusion and laceration of cerebrum, unspecified, with loss of consciousness of 31 minutes to 59 minutes, sequela | Diagnosis | ICD-10-CM |
| S06.333 | Contusion and laceration of cerebrum, unspecified, with loss of consciousness of 1 hour to 5 hours 59 minutes | Diagnosis | ICD-10-CM |
| S06.333A | Contusion and laceration of cerebrum, unspecified, with loss of consciousness of 1 hour to 5 hours 59 minutes, initial encounter | Diagnosis | ICD-10-CM |

Appendix C.1. List of RxNorm Concept Unique Identifier (RXCUI), Logical Observation Identifiers Names and Codes (LOINC), International Classification of Diseases, Tenth Revision, Clinical Modification (ICD-10-CM), International Classification of Diseases, Tenth Revision, Procedure Coding System (ICD-10-PCS), Healthcare Common Procedure Coding System (HCPCS), and Current Procedural Terminology (CPT) Codes Used to Define Baseline Characteristics for this Request

| Code | Description | Code Category | Code Type |
|-------------|---|----------------------|------------------|
| S06.333D | Contusion and laceration of cerebrum, unspecified, with loss of consciousness of 1 hour to 5 hours 59 minutes, subsequent encounter | Diagnosis | ICD-10-CM |
| S06.333S | Contusion and laceration of cerebrum, unspecified, with loss of consciousness of 1 hour to 5 hours 59 minutes, sequela | Diagnosis | ICD-10-CM |
| S06.334 | Contusion and laceration of cerebrum, unspecified, with loss of consciousness of 6 hours to 24 hours | Diagnosis | ICD-10-CM |
| S06.334A | Contusion and laceration of cerebrum, unspecified, with loss of consciousness of 6 hours to 24 hours, initial encounter | Diagnosis | ICD-10-CM |
| S06.334D | Contusion and laceration of cerebrum, unspecified, with loss of consciousness of 6 hours to 24 hours, subsequent encounter | Diagnosis | ICD-10-CM |
| S06.334S | Contusion and laceration of cerebrum, unspecified, with loss of consciousness of 6 hours to 24 hours, sequela | Diagnosis | ICD-10-CM |
| S06.335 | Contusion and laceration of cerebrum, unspecified, with loss of consciousness greater than 24 hours with return to pre-existing conscious level | Diagnosis | ICD-10-CM |
| S06.335A | Contusion and laceration of cerebrum, unspecified, with loss of consciousness greater than 24 hours with return to pre-existing conscious level, initial encounter | Diagnosis | ICD-10-CM |
| S06.335D | Contusion and laceration of cerebrum, unspecified, with loss of consciousness greater than 24 hours with return to pre-existing conscious level, subsequent encounter | Diagnosis | ICD-10-CM |
| S06.335S | Contusion and laceration of cerebrum, unspecified, with loss of consciousness greater than 24 hours with return to pre-existing conscious level, sequela | Diagnosis | ICD-10-CM |
| S06.336 | Contusion and laceration of cerebrum, unspecified, with loss of consciousness greater than 24 hours without return to pre-existing conscious level with patient surviving | Diagnosis | ICD-10-CM |
| S06.336A | Contusion and laceration of cerebrum, unspecified, with loss of consciousness greater than 24 hours without return to pre-existing conscious level with patient surviving, initial encounter | Diagnosis | ICD-10-CM |
| S06.336D | Contusion and laceration of cerebrum, unspecified, with loss of consciousness greater than 24 hours without return to pre-existing conscious level with patient surviving, subsequent encounter | Diagnosis | ICD-10-CM |
| S06.336S | Contusion and laceration of cerebrum, unspecified, with loss of consciousness greater than 24 hours without return to pre-existing conscious level with patient surviving, sequela | Diagnosis | ICD-10-CM |
| S06.337 | Contusion and laceration of cerebrum, unspecified, with loss of consciousness of any duration with death due to brain injury prior to regaining consciousness | Diagnosis | ICD-10-CM |

Appendix C.1. List of RxNorm Concept Unique Identifier (RXCUI), Logical Observation Identifiers Names and Codes (LOINC), International Classification of Diseases, Tenth Revision, Clinical Modification (ICD-10-CM), International Classification of Diseases, Tenth Revision, Procedure Coding System (ICD-10-PCS), Healthcare Common Procedure Coding System (HCPCS), and Current Procedural Terminology (CPT) Codes Used to Define Baseline Characteristics for this Request

| Code | Description | Code Category | Code Type |
|-------------|---|----------------------|------------------|
| S06.337A | Contusion and laceration of cerebrum, unspecified, with loss of consciousness of any duration with death due to brain injury prior to regaining consciousness, initial encounter | Diagnosis | ICD-10-CM |
| S06.337D | Contusion and laceration of cerebrum, unspecified, with loss of consciousness of any duration with death due to brain injury prior to regaining consciousness, subsequent encounter | Diagnosis | ICD-10-CM |
| S06.337S | Contusion and laceration of cerebrum, unspecified, with loss of consciousness of any duration with death due to brain injury prior to regaining consciousness, sequela | Diagnosis | ICD-10-CM |
| S06.338 | Contusion and laceration of cerebrum, unspecified, with loss of consciousness of any duration with death due to other cause prior to regaining consciousness | Diagnosis | ICD-10-CM |
| S06.338A | Contusion and laceration of cerebrum, unspecified, with loss of consciousness of any duration with death due to other cause prior to regaining consciousness, initial encounter | Diagnosis | ICD-10-CM |
| S06.338D | Contusion and laceration of cerebrum, unspecified, with loss of consciousness of any duration with death due to other cause prior to regaining consciousness, subsequent encounter | Diagnosis | ICD-10-CM |
| S06.338S | Contusion and laceration of cerebrum, unspecified, with loss of consciousness of any duration with death due to other cause prior to regaining consciousness, sequela | Diagnosis | ICD-10-CM |
| S06.339 | Contusion and laceration of cerebrum, unspecified, with loss of consciousness of unspecified duration | Diagnosis | ICD-10-CM |
| S06.339A | Contusion and laceration of cerebrum, unspecified, with loss of consciousness of unspecified duration, initial encounter | Diagnosis | ICD-10-CM |
| S06.339D | Contusion and laceration of cerebrum, unspecified, with loss of consciousness of unspecified duration, subsequent encounter | Diagnosis | ICD-10-CM |
| S06.339S | Contusion and laceration of cerebrum, unspecified, with loss of consciousness of unspecified duration, sequela | Diagnosis | ICD-10-CM |
| S06.34 | Traumatic hemorrhage of right cerebrum | Diagnosis | ICD-10-CM |
| S06.340 | Traumatic hemorrhage of right cerebrum without loss of consciousness, initial encounter | Diagnosis | ICD-10-CM |
| S06.340A | Traumatic hemorrhage of right cerebrum without loss of consciousness, initial encounter | Diagnosis | ICD-10-CM |
| S06.340D | Traumatic hemorrhage of right cerebrum without loss of consciousness, subsequent encounter | Diagnosis | ICD-10-CM |
| S06.340S | Traumatic hemorrhage of right cerebrum without loss of consciousness, sequela | Diagnosis | ICD-10-CM |
| S06.341 | Traumatic hemorrhage of right cerebrum with loss of consciousness of 30 minutes or less | Diagnosis | ICD-10-CM |

Appendix C.1. List of RxNorm Concept Unique Identifier (RXCUI), Logical Observation Identifiers Names and Codes (LOINC), International Classification of Diseases, Tenth Revision, Clinical Modification (ICD-10-CM), International Classification of Diseases, Tenth Revision, Procedure Coding System (ICD-10-PCS), Healthcare Common Procedure Coding System (HCPCS), and Current Procedural Terminology (CPT) Codes Used to Define Baseline Characteristics for this Request

| Code | Description | Code Category | Code Type |
|-------------|---|----------------------|------------------|
| S06.341A | Traumatic hemorrhage of right cerebrum with loss of consciousness of 30 minutes or less, initial encounter | Diagnosis | ICD-10-CM |
| S06.341D | Traumatic hemorrhage of right cerebrum with loss of consciousness of 30 minutes or less, subsequent encounter | Diagnosis | ICD-10-CM |
| S06.341S | Traumatic hemorrhage of right cerebrum with loss of consciousness of 30 minutes or less, sequela | Diagnosis | ICD-10-CM |
| S06.342 | Traumatic hemorrhage of right cerebrum with loss of consciousness of 31 minutes to 59 minutes | Diagnosis | ICD-10-CM |
| S06.342A | Traumatic hemorrhage of right cerebrum with loss of consciousness of 31 minutes to 59 minutes, initial encounter | Diagnosis | ICD-10-CM |
| S06.342D | Traumatic hemorrhage of right cerebrum with loss of consciousness of 31 minutes to 59 minutes, subsequent encounter | Diagnosis | ICD-10-CM |
| S06.342S | Traumatic hemorrhage of right cerebrum with loss of consciousness of 31 minutes to 59 minutes, sequela | Diagnosis | ICD-10-CM |
| S06.343 | Traumatic hemorrhage of right cerebrum with loss of consciousness of 1 hours to 5 hours 59 minutes | Diagnosis | ICD-10-CM |
| S06.343A | Traumatic hemorrhage of right cerebrum with loss of consciousness of 1 hours to 5 hours 59 minutes, initial encounter | Diagnosis | ICD-10-CM |
| S06.343D | Traumatic hemorrhage of right cerebrum with loss of consciousness of 1 hours to 5 hours 59 minutes, subsequent encounter | Diagnosis | ICD-10-CM |
| S06.343S | Traumatic hemorrhage of right cerebrum with loss of consciousness of 1 hours to 5 hours 59 minutes, sequela | Diagnosis | ICD-10-CM |
| S06.344 | Traumatic hemorrhage of right cerebrum with loss of consciousness of 6 hours to 24 hours | Diagnosis | ICD-10-CM |
| S06.344A | Traumatic hemorrhage of right cerebrum with loss of consciousness of 6 hours to 24 hours, initial encounter | Diagnosis | ICD-10-CM |
| S06.344D | Traumatic hemorrhage of right cerebrum with loss of consciousness of 6 hours to 24 hours, subsequent encounter | Diagnosis | ICD-10-CM |
| S06.344S | Traumatic hemorrhage of right cerebrum with loss of consciousness of 6 hours to 24 hours, sequela | Diagnosis | ICD-10-CM |
| S06.345 | Traumatic hemorrhage of right cerebrum with loss of consciousness greater than 24 hours with return to pre-existing conscious level | Diagnosis | ICD-10-CM |
| S06.345A | Traumatic hemorrhage of right cerebrum with loss of consciousness greater than 24 hours with return to pre-existing conscious level, initial encounter | Diagnosis | ICD-10-CM |
| S06.345D | Traumatic hemorrhage of right cerebrum with loss of consciousness greater than 24 hours with return to pre-existing conscious level, subsequent encounter | Diagnosis | ICD-10-CM |

Appendix C.1. List of RxNorm Concept Unique Identifier (RXCUI), Logical Observation Identifiers Names and Codes (LOINC), International Classification of Diseases, Tenth Revision, Clinical Modification (ICD-10-CM), International Classification of Diseases, Tenth Revision, Procedure Coding System (ICD-10-PCS), Healthcare Common Procedure Coding System (HCPCS), and Current Procedural Terminology (CPT) Codes Used to Define Baseline Characteristics for this Request

| Code | Description | Code Category | Code Type |
|-------------|---|----------------------|------------------|
| S06.345S | Traumatic hemorrhage of right cerebrum with loss of consciousness greater than 24 hours with return to pre-existing conscious level, sequela | Diagnosis | ICD-10-CM |
| S06.346 | Traumatic hemorrhage of right cerebrum with loss of consciousness greater than 24 hours without return to pre-existing conscious level with patient surviving | Diagnosis | ICD-10-CM |
| S06.346A | Traumatic hemorrhage of right cerebrum with loss of consciousness greater than 24 hours without return to pre-existing conscious level with patient surviving, initial encounter | Diagnosis | ICD-10-CM |
| S06.346D | Traumatic hemorrhage of right cerebrum with loss of consciousness greater than 24 hours without return to pre-existing conscious level with patient surviving, subsequent encounter | Diagnosis | ICD-10-CM |
| S06.346S | Traumatic hemorrhage of right cerebrum with loss of consciousness greater than 24 hours without return to pre-existing conscious level with patient surviving, sequela | Diagnosis | ICD-10-CM |
| S06.347 | Traumatic hemorrhage of right cerebrum with loss of consciousness of any duration with death due to brain injury prior to regaining consciousness | Diagnosis | ICD-10-CM |
| S06.347A | Traumatic hemorrhage of right cerebrum with loss of consciousness of any duration with death due to brain injury prior to regaining consciousness, initial encounter | Diagnosis | ICD-10-CM |
| S06.347D | Traumatic hemorrhage of right cerebrum with loss of consciousness of any duration with death due to brain injury prior to regaining consciousness, subsequent encounter | Diagnosis | ICD-10-CM |
| S06.347S | Traumatic hemorrhage of right cerebrum with loss of consciousness of any duration with death due to brain injury prior to regaining consciousness, sequela | Diagnosis | ICD-10-CM |
| S06.348 | Traumatic hemorrhage of right cerebrum with loss of consciousness of any duration with death due to other cause prior to regaining consciousness | Diagnosis | ICD-10-CM |
| S06.348A | Traumatic hemorrhage of right cerebrum with loss of consciousness of any duration with death due to other cause prior to regaining consciousness, initial encounter | Diagnosis | ICD-10-CM |
| S06.348D | Traumatic hemorrhage of right cerebrum with loss of consciousness of any duration with death due to other cause prior to regaining consciousness, subsequent encounter | Diagnosis | ICD-10-CM |
| S06.348S | Traumatic hemorrhage of right cerebrum with loss of consciousness of any duration with death due to other cause prior to regaining consciousness, sequela | Diagnosis | ICD-10-CM |

Appendix C.1. List of RxNorm Concept Unique Identifier (RXCUI), Logical Observation Identifiers Names and Codes (LOINC), International Classification of Diseases, Tenth Revision, Clinical Modification (ICD-10-CM), International Classification of Diseases, Tenth Revision, Procedure Coding System (ICD-10-PCS), Healthcare Common Procedure Coding System (HCPCS), and Current Procedural Terminology (CPT) Codes Used to Define Baseline Characteristics for this Request

| Code | Description | Code Category | Code Type |
|-------------|---|----------------------|------------------|
| S06.349 | Traumatic hemorrhage of right cerebrum with loss of consciousness of unspecified duration | Diagnosis | ICD-10-CM |
| S06.349A | Traumatic hemorrhage of right cerebrum with loss of consciousness of unspecified duration, initial encounter | Diagnosis | ICD-10-CM |
| S06.349D | Traumatic hemorrhage of right cerebrum with loss of consciousness of unspecified duration, subsequent encounter | Diagnosis | ICD-10-CM |
| S06.349S | Traumatic hemorrhage of right cerebrum with loss of consciousness of unspecified duration, sequela | Diagnosis | ICD-10-CM |
| S06.35 | Traumatic hemorrhage of left cerebrum | Diagnosis | ICD-10-CM |
| S06.350 | Traumatic hemorrhage of left cerebrum without loss of consciousness | Diagnosis | ICD-10-CM |
| S06.350A | Traumatic hemorrhage of left cerebrum without loss of consciousness, initial encounter | Diagnosis | ICD-10-CM |
| S06.350D | Traumatic hemorrhage of left cerebrum without loss of consciousness, subsequent encounter | Diagnosis | ICD-10-CM |
| S06.350S | Traumatic hemorrhage of left cerebrum without loss of consciousness, sequela | Diagnosis | ICD-10-CM |
| S06.351 | Traumatic hemorrhage of left cerebrum with loss of consciousness of 30 minutes or less | Diagnosis | ICD-10-CM |
| S06.351A | Traumatic hemorrhage of left cerebrum with loss of consciousness of 30 minutes or less, initial encounter | Diagnosis | ICD-10-CM |
| S06.351D | Traumatic hemorrhage of left cerebrum with loss of consciousness of 30 minutes or less, subsequent encounter | Diagnosis | ICD-10-CM |
| S06.351S | Traumatic hemorrhage of left cerebrum with loss of consciousness of 30 minutes or less, sequela | Diagnosis | ICD-10-CM |
| S06.352 | Traumatic hemorrhage of left cerebrum with loss of consciousness of 31 minutes to 59 minutes | Diagnosis | ICD-10-CM |
| S06.352A | Traumatic hemorrhage of left cerebrum with loss of consciousness of 31 minutes to 59 minutes, initial encounter | Diagnosis | ICD-10-CM |
| S06.352D | Traumatic hemorrhage of left cerebrum with loss of consciousness of 31 minutes to 59 minutes, subsequent encounter | Diagnosis | ICD-10-CM |
| S06.352S | Traumatic hemorrhage of left cerebrum with loss of consciousness of 31 minutes to 59 minutes, sequela | Diagnosis | ICD-10-CM |
| S06.353 | Traumatic hemorrhage of left cerebrum with loss of consciousness of 1 hours to 5 hours 59 minutes | Diagnosis | ICD-10-CM |
| S06.353A | Traumatic hemorrhage of left cerebrum with loss of consciousness of 1 hours to 5 hours 59 minutes, initial encounter | Diagnosis | ICD-10-CM |
| S06.353D | Traumatic hemorrhage of left cerebrum with loss of consciousness of 1 hours to 5 hours 59 minutes, subsequent encounter | Diagnosis | ICD-10-CM |
| S06.353S | Traumatic hemorrhage of left cerebrum with loss of consciousness of 1 hours to 5 hours 59 minutes, sequela | Diagnosis | ICD-10-CM |

Appendix C.1. List of RxNorm Concept Unique Identifier (RXCUI), Logical Observation Identifiers Names and Codes (LOINC), International Classification of Diseases, Tenth Revision, Clinical Modification (ICD-10-CM), International Classification of Diseases, Tenth Revision, Procedure Coding System (ICD-10-PCS), Healthcare Common Procedure Coding System (HCPCS), and Current Procedural Terminology (CPT) Codes Used to Define Baseline Characteristics for this Request

| Code | Description | Code Category | Code Type |
|-------------|--|----------------------|------------------|
| S06.354 | Traumatic hemorrhage of left cerebrum with loss of consciousness of 6 hours to 24 hours | Diagnosis | ICD-10-CM |
| S06.354A | Traumatic hemorrhage of left cerebrum with loss of consciousness of 6 hours to 24 hours, initial encounter | Diagnosis | ICD-10-CM |
| S06.354D | Traumatic hemorrhage of left cerebrum with loss of consciousness of 6 hours to 24 hours, subsequent encounter | Diagnosis | ICD-10-CM |
| S06.354S | Traumatic hemorrhage of left cerebrum with loss of consciousness of 6 hours to 24 hours, sequela | Diagnosis | ICD-10-CM |
| S06.355 | Traumatic hemorrhage of left cerebrum with loss of consciousness greater than 24 hours with return to pre-existing conscious level | Diagnosis | ICD-10-CM |
| S06.355A | Traumatic hemorrhage of left cerebrum with loss of consciousness greater than 24 hours with return to pre-existing conscious level, initial encounter | Diagnosis | ICD-10-CM |
| S06.355D | Traumatic hemorrhage of left cerebrum with loss of consciousness greater than 24 hours with return to pre-existing conscious level, subsequent encounter | Diagnosis | ICD-10-CM |
| S06.355S | Traumatic hemorrhage of left cerebrum with loss of consciousness greater than 24 hours with return to pre-existing conscious level, sequela | Diagnosis | ICD-10-CM |
| S06.356 | Traumatic hemorrhage of left cerebrum with loss of consciousness greater than 24 hours without return to pre-existing conscious level with patient surviving | Diagnosis | ICD-10-CM |
| S06.356A | Traumatic hemorrhage of left cerebrum with loss of consciousness greater than 24 hours without return to pre-existing conscious level with patient surviving, initial encounter | Diagnosis | ICD-10-CM |
| S06.356D | Traumatic hemorrhage of left cerebrum with loss of consciousness greater than 24 hours without return to pre-existing conscious level with patient surviving, subsequent encounter | Diagnosis | ICD-10-CM |
| S06.356S | Traumatic hemorrhage of left cerebrum with loss of consciousness greater than 24 hours without return to pre-existing conscious level with patient surviving, sequela | Diagnosis | ICD-10-CM |
| S06.357 | Traumatic hemorrhage of left cerebrum with loss of consciousness of any duration with death due to brain injury prior to regaining consciousness | Diagnosis | ICD-10-CM |
| S06.357A | Traumatic hemorrhage of left cerebrum with loss of consciousness of any duration with death due to brain injury prior to regaining consciousness, initial encounter | Diagnosis | ICD-10-CM |
| S06.357D | Traumatic hemorrhage of left cerebrum with loss of consciousness of any duration with death due to brain injury prior to regaining consciousness, subsequent encounter | Diagnosis | ICD-10-CM |

Appendix C.1. List of RxNorm Concept Unique Identifier (RXCUI), Logical Observation Identifiers Names and Codes (LOINC), International Classification of Diseases, Tenth Revision, Clinical Modification (ICD-10-CM), International Classification of Diseases, Tenth Revision, Procedure Coding System (ICD-10-PCS), Healthcare Common Procedure Coding System (HCPCS), and Current Procedural Terminology (CPT) Codes Used to Define Baseline Characteristics for this Request

| Code | Description | Code Category | Code Type |
|-------------|---|----------------------|------------------|
| S06.357S | Traumatic hemorrhage of left cerebrum with loss of consciousness of any duration with death due to brain injury prior to regaining consciousness, sequela | Diagnosis | ICD-10-CM |
| S06.358 | Traumatic hemorrhage of left cerebrum with loss of consciousness of any duration with death due to other cause prior to regaining consciousness | Diagnosis | ICD-10-CM |
| S06.358A | Traumatic hemorrhage of left cerebrum with loss of consciousness of any duration with death due to other cause prior to regaining consciousness, initial encounter | Diagnosis | ICD-10-CM |
| S06.358D | Traumatic hemorrhage of left cerebrum with loss of consciousness of any duration with death due to other cause prior to regaining consciousness, subsequent encounter | Diagnosis | ICD-10-CM |
| S06.358S | Traumatic hemorrhage of left cerebrum with loss of consciousness of any duration with death due to other cause prior to regaining consciousness, sequela | Diagnosis | ICD-10-CM |
| S06.359 | Traumatic hemorrhage of left cerebrum with loss of consciousness of unspecified duration | Diagnosis | ICD-10-CM |
| S06.359A | Traumatic hemorrhage of left cerebrum with loss of consciousness of unspecified duration, initial encounter | Diagnosis | ICD-10-CM |
| S06.359D | Traumatic hemorrhage of left cerebrum with loss of consciousness of unspecified duration, subsequent encounter | Diagnosis | ICD-10-CM |
| S06.359S | Traumatic hemorrhage of left cerebrum with loss of consciousness of unspecified duration, sequela | Diagnosis | ICD-10-CM |
| S06.36 | Traumatic hemorrhage of cerebrum, unspecified | Diagnosis | ICD-10-CM |
| S06.360 | Traumatic hemorrhage of cerebrum, unspecified, without loss of consciousness | Diagnosis | ICD-10-CM |
| S06.360A | Traumatic hemorrhage of cerebrum, unspecified, without loss of consciousness, initial encounter | Diagnosis | ICD-10-CM |
| S06.360D | Traumatic hemorrhage of cerebrum, unspecified, without loss of consciousness, subsequent encounter | Diagnosis | ICD-10-CM |
| S06.360S | Traumatic hemorrhage of cerebrum, unspecified, without loss of consciousness, sequela | Diagnosis | ICD-10-CM |
| S06.361 | Traumatic hemorrhage of cerebrum, unspecified, with loss of consciousness of 30 minutes or less | Diagnosis | ICD-10-CM |
| S06.361A | Traumatic hemorrhage of cerebrum, unspecified, with loss of consciousness of 30 minutes or less, initial encounter | Diagnosis | ICD-10-CM |
| S06.361D | Traumatic hemorrhage of cerebrum, unspecified, with loss of consciousness of 30 minutes or less, subsequent encounter | Diagnosis | ICD-10-CM |
| S06.361S | Traumatic hemorrhage of cerebrum, unspecified, with loss of consciousness of 30 minutes or less, sequela | Diagnosis | ICD-10-CM |

Appendix C.1. List of RxNorm Concept Unique Identifier (RXCUI), Logical Observation Identifiers Names and Codes (LOINC), International Classification of Diseases, Tenth Revision, Clinical Modification (ICD-10-CM), International Classification of Diseases, Tenth Revision, Procedure Coding System (ICD-10-PCS), Healthcare Common Procedure Coding System (HCPCS), and Current Procedural Terminology (CPT) Codes Used to Define Baseline Characteristics for this Request

| Code | Description | Code Category | Code Type |
|-------------|---|----------------------|------------------|
| S06.362 | Traumatic hemorrhage of cerebrum, unspecified, with loss of consciousness of 31 minutes to 59 minutes | Diagnosis | ICD-10-CM |
| S06.362A | Traumatic hemorrhage of cerebrum, unspecified, with loss of consciousness of 31 minutes to 59 minutes, initial encounter | Diagnosis | ICD-10-CM |
| S06.362D | Traumatic hemorrhage of cerebrum, unspecified, with loss of consciousness of 31 minutes to 59 minutes, subsequent encounter | Diagnosis | ICD-10-CM |
| S06.362S | Traumatic hemorrhage of cerebrum, unspecified, with loss of consciousness of 31 minutes to 59 minutes, sequela | Diagnosis | ICD-10-CM |
| S06.363 | Traumatic hemorrhage of cerebrum, unspecified, with loss of consciousness of 1 hours to 5 hours 59 minutes | Diagnosis | ICD-10-CM |
| S06.363A | Traumatic hemorrhage of cerebrum, unspecified, with loss of consciousness of 1 hours to 5 hours 59 minutes, initial encounter | Diagnosis | ICD-10-CM |
| S06.363D | Traumatic hemorrhage of cerebrum, unspecified, with loss of consciousness of 1 hours to 5 hours 59 minutes, subsequent | Diagnosis | ICD-10-CM |
| S06.363S | Traumatic hemorrhage of cerebrum, unspecified, with loss of consciousness of 1 hours to 5 hours 59 minutes, sequela | Diagnosis | ICD-10-CM |
| S06.364 | Traumatic hemorrhage of cerebrum, unspecified, with loss of consciousness of 6 hours to 24 hours | Diagnosis | ICD-10-CM |
| S06.364A | Traumatic hemorrhage of cerebrum, unspecified, with loss of consciousness of 6 hours to 24 hours, initial encounter | Diagnosis | ICD-10-CM |
| S06.364D | Traumatic hemorrhage of cerebrum, unspecified, with loss of consciousness of 6 hours to 24 hours, subsequent encounter | Diagnosis | ICD-10-CM |
| S06.364S | Traumatic hemorrhage of cerebrum, unspecified, with loss of consciousness of 6 hours to 24 hours, sequela | Diagnosis | ICD-10-CM |
| S06.365 | Traumatic hemorrhage of cerebrum, unspecified, with loss of consciousness greater than 24 hours with return to pre-existing conscious level | Diagnosis | ICD-10-CM |
| S06.365A | Traumatic hemorrhage of cerebrum, unspecified, with loss of consciousness greater than 24 hours with return to pre-existing conscious level, initial encounter | Diagnosis | ICD-10-CM |
| S06.365D | Traumatic hemorrhage of cerebrum, unspecified, with loss of consciousness greater than 24 hours with return to pre-existing conscious level, subsequent encounter | Diagnosis | ICD-10-CM |
| S06.365S | Traumatic hemorrhage of cerebrum, unspecified, with loss of consciousness greater than 24 hours with return to pre-existing conscious level, sequela | Diagnosis | ICD-10-CM |
| S06.366 | Traumatic hemorrhage of cerebrum, unspecified, with loss of consciousness greater than 24 hours without return to pre-existing conscious level with patient surviving | Diagnosis | ICD-10-CM |

Appendix C.1. List of RxNorm Concept Unique Identifier (RXCUI), Logical Observation Identifiers Names and Codes (LOINC), International Classification of Diseases, Tenth Revision, Clinical Modification (ICD-10-CM), International Classification of Diseases, Tenth Revision, Procedure Coding System (ICD-10-PCS), Healthcare Common Procedure Coding System (HCPCS), and Current Procedural Terminology (CPT) Codes Used to Define Baseline Characteristics for this Request

| Code | Description | Code Category | Code Type |
|-------------|---|----------------------|------------------|
| S06.366A | Traumatic hemorrhage of cerebrum, unspecified, with loss of consciousness greater than 24 hours without return to pre-existing conscious level with patient surviving, initial encounter | Diagnosis | ICD-10-CM |
| S06.366D | Traumatic hemorrhage of cerebrum, unspecified, with loss of consciousness greater than 24 hours without return to pre-existing conscious level with patient surviving, subsequent encounter | Diagnosis | ICD-10-CM |
| S06.366S | Traumatic hemorrhage of cerebrum, unspecified, with loss of consciousness greater than 24 hours without return to pre-existing conscious level with patient surviving, sequela | Diagnosis | ICD-10-CM |
| S06.367 | Traumatic hemorrhage of cerebrum, unspecified, with loss of consciousness of any duration with death due to brain injury prior to regaining consciousness | Diagnosis | ICD-10-CM |
| S06.367A | Traumatic hemorrhage of cerebrum, unspecified, with loss of consciousness of any duration with death due to brain injury prior to regaining consciousness, initial encounter | Diagnosis | ICD-10-CM |
| S06.367D | Traumatic hemorrhage of cerebrum, unspecified, with loss of consciousness of any duration with death due to brain injury prior to regaining consciousness, subsequent encounter | Diagnosis | ICD-10-CM |
| S06.367S | Traumatic hemorrhage of cerebrum, unspecified, with loss of consciousness of any duration with death due to brain injury prior to regaining consciousness, sequela | Diagnosis | ICD-10-CM |
| S06.368 | Traumatic hemorrhage of cerebrum, unspecified, with loss of consciousness of any duration with death due to other cause prior to regaining consciousness | Diagnosis | ICD-10-CM |
| S06.368A | Traumatic hemorrhage of cerebrum, unspecified, with loss of consciousness of any duration with death due to other cause prior to regaining consciousness, initial encounter | Diagnosis | ICD-10-CM |
| S06.368D | Traumatic hemorrhage of cerebrum, unspecified, with loss of consciousness of any duration with death due to other cause prior to regaining consciousness, subsequent encounter | Diagnosis | ICD-10-CM |
| S06.368S | Traumatic hemorrhage of cerebrum, unspecified, with loss of consciousness of any duration with death due to other cause prior to regaining consciousness, sequela | Diagnosis | ICD-10-CM |
| S06.369 | Traumatic hemorrhage of cerebrum, unspecified, with loss of consciousness of unspecified duration | Diagnosis | ICD-10-CM |
| S06.369A | Traumatic hemorrhage of cerebrum, unspecified, with loss of consciousness of unspecified duration, initial encounter | Diagnosis | ICD-10-CM |
| S06.369D | Traumatic hemorrhage of cerebrum, unspecified, with loss of consciousness of unspecified duration, subsequent encounter | Diagnosis | ICD-10-CM |

Appendix C.1. List of RxNorm Concept Unique Identifier (RXCUI), Logical Observation Identifiers Names and Codes (LOINC), International Classification of Diseases, Tenth Revision, Clinical Modification (ICD-10-CM), International Classification of Diseases, Tenth Revision, Procedure Coding System (ICD-10-PCS), Healthcare Common Procedure Coding System (HCPCS), and Current Procedural Terminology (CPT) Codes Used to Define Baseline Characteristics for this Request

| Code | Description | Code Category | Code Type |
|-------------|--|----------------------|------------------|
| S06.369S | Traumatic hemorrhage of cerebrum, unspecified, with loss of consciousness of unspecified duration, sequela | Diagnosis | ICD-10-CM |
| S06.37 | Contusion, laceration, and hemorrhage of cerebellum | Diagnosis | ICD-10-CM |
| S06.370 | Contusion, laceration, and hemorrhage of cerebellum without loss of consciousness | Diagnosis | ICD-10-CM |
| S06.370A | Contusion, laceration, and hemorrhage of cerebellum without loss of consciousness, initial encounter | Diagnosis | ICD-10-CM |
| S06.370D | Contusion, laceration, and hemorrhage of cerebellum without loss of consciousness, subsequent encounter | Diagnosis | ICD-10-CM |
| S06.370S | Contusion, laceration, and hemorrhage of cerebellum without loss of consciousness, sequela | Diagnosis | ICD-10-CM |
| S06.371 | Contusion, laceration, and hemorrhage of cerebellum with loss of consciousness of 30 minutes or less | Diagnosis | ICD-10-CM |
| S06.371A | Contusion, laceration, and hemorrhage of cerebellum with loss of consciousness of 30 minutes or less, initial encounter | Diagnosis | ICD-10-CM |
| S06.371D | Contusion, laceration, and hemorrhage of cerebellum with loss of consciousness of 30 minutes or less, subsequent encounter | Diagnosis | ICD-10-CM |
| S06.371S | Contusion, laceration, and hemorrhage of cerebellum with loss of consciousness of 30 minutes or less, sequela | Diagnosis | ICD-10-CM |
| S06.372 | Contusion, laceration, and hemorrhage of cerebellum with loss of consciousness of 31 minutes to 59 minutes | Diagnosis | ICD-10-CM |
| S06.372A | Contusion, laceration, and hemorrhage of cerebellum with loss of consciousness of 31 minutes to 59 minutes, initial encounter | Diagnosis | ICD-10-CM |
| S06.372D | Contusion, laceration, and hemorrhage of cerebellum with loss of consciousness of 31 minutes to 59 minutes, subsequent encounter | Diagnosis | ICD-10-CM |
| S06.372S | Contusion, laceration, and hemorrhage of cerebellum with loss of consciousness of 31 minutes to 59 minutes, sequela | Diagnosis | ICD-10-CM |
| S06.373 | Contusion, laceration, and hemorrhage of cerebellum with loss of consciousness of 1 hour to 5 hours 59 minutes | Diagnosis | ICD-10-CM |
| S06.373A | Contusion, laceration, and hemorrhage of cerebellum with loss of consciousness of 1 hour to 5 hours 59 minutes, initial encounter | Diagnosis | ICD-10-CM |
| S06.373D | Contusion, laceration, and hemorrhage of cerebellum with loss of consciousness of 1 hour to 5 hours 59 minutes, subsequent encounter | Diagnosis | ICD-10-CM |
| S06.373S | Contusion, laceration, and hemorrhage of cerebellum with loss of consciousness of 1 hour to 5 hours 59 minutes, sequela | Diagnosis | ICD-10-CM |
| S06.374 | Contusion, laceration, and hemorrhage of cerebellum with loss of consciousness of 6 hours to 24 hours | Diagnosis | ICD-10-CM |
| S06.374A | Contusion, laceration, and hemorrhage of cerebellum with loss of consciousness of 6 hours to 24 hours, initial encounter | Diagnosis | ICD-10-CM |

Appendix C.1. List of RxNorm Concept Unique Identifier (RXCUI), Logical Observation Identifiers Names and Codes (LOINC), International Classification of Diseases, Tenth Revision, Clinical Modification (ICD-10-CM), International Classification of Diseases, Tenth Revision, Procedure Coding System (ICD-10-PCS), Healthcare Common Procedure Coding System (HCPCS), and Current Procedural Terminology (CPT) Codes Used to Define Baseline Characteristics for this Request

| Code | Description | Code Category | Code Type |
|-------------|--|----------------------|------------------|
| S06.374D | Contusion, laceration, and hemorrhage of cerebellum with loss of consciousness of 6 hours to 24 hours, subsequent encounter | Diagnosis | ICD-10-CM |
| S06.374S | Contusion, laceration, and hemorrhage of cerebellum with loss of consciousness of 6 hours to 24 hours, sequela | Diagnosis | ICD-10-CM |
| S06.375 | Contusion, laceration, and hemorrhage of cerebellum with loss of consciousness greater than 24 hours with return to pre-existing conscious level | Diagnosis | ICD-10-CM |
| S06.375A | Contusion, laceration, and hemorrhage of cerebellum with loss of consciousness greater than 24 hours with return to pre-existing conscious level, initial encounter | Diagnosis | ICD-10-CM |
| S06.375D | Contusion, laceration, and hemorrhage of cerebellum with loss of consciousness greater than 24 hours with return to pre-existing conscious level, subsequent encounter | Diagnosis | ICD-10-CM |
| S06.375S | Contusion, laceration, and hemorrhage of cerebellum with loss of consciousness greater than 24 hours with return to pre-existing conscious level, sequela | Diagnosis | ICD-10-CM |
| S06.376 | Contusion, laceration, and hemorrhage of cerebellum with loss of consciousness greater than 24 hours without return to pre-existing conscious level with patient surviving | Diagnosis | ICD-10-CM |
| S06.376A | Contusion, laceration, and hemorrhage of cerebellum with loss of consciousness greater than 24 hours without return to pre-existing conscious level with patient surviving, initial encounter | Diagnosis | ICD-10-CM |
| S06.376D | Contusion, laceration, and hemorrhage of cerebellum with loss of consciousness greater than 24 hours without return to pre-existing conscious level with patient surviving, subsequent encounter | Diagnosis | ICD-10-CM |
| S06.376S | Contusion, laceration, and hemorrhage of cerebellum with loss of consciousness greater than 24 hours without return to pre-existing conscious level with patient surviving, sequela | Diagnosis | ICD-10-CM |
| S06.377 | Contusion, laceration, and hemorrhage of cerebellum with loss of consciousness of any duration with death due to brain injury prior to regaining consciousness | Diagnosis | ICD-10-CM |
| S06.377A | Contusion, laceration, and hemorrhage of cerebellum with loss of consciousness of any duration with death due to brain injury prior to regaining consciousness, initial encounter | Diagnosis | ICD-10-CM |
| S06.377D | Contusion, laceration, and hemorrhage of cerebellum with loss of consciousness of any duration with death due to brain injury prior to regaining consciousness, subsequent encounter | Diagnosis | ICD-10-CM |
| S06.377S | Contusion, laceration, and hemorrhage of cerebellum with loss of consciousness of any duration with death due to brain injury prior to regaining consciousness, sequela | Diagnosis | ICD-10-CM |

Appendix C.1. List of RxNorm Concept Unique Identifier (RXCUI), Logical Observation Identifiers Names and Codes (LOINC), International Classification of Diseases, Tenth Revision, Clinical Modification (ICD-10-CM), International Classification of Diseases, Tenth Revision, Procedure Coding System (ICD-10-PCS), Healthcare Common Procedure Coding System (HCPCS), and Current Procedural Terminology (CPT) Codes Used to Define Baseline Characteristics for this Request

| Code | Description | Code Category | Code Type |
|-------------|---|----------------------|------------------|
| S06.378 | Contusion, laceration, and hemorrhage of cerebellum with loss of consciousness of any duration with death due to other cause prior to regaining consciousness | Diagnosis | ICD-10-CM |
| S06.378A | Contusion, laceration, and hemorrhage of cerebellum with loss of consciousness of any duration with death due to other cause prior to regaining consciousness, initial encounter | Diagnosis | ICD-10-CM |
| S06.378D | Contusion, laceration, and hemorrhage of cerebellum with loss of consciousness of any duration with death due to other cause prior to regaining consciousness, subsequent encounter | Diagnosis | ICD-10-CM |
| S06.378S | Contusion, laceration, and hemorrhage of cerebellum with loss of consciousness of any duration with death due to other cause prior to regaining consciousness, sequela | Diagnosis | ICD-10-CM |
| S06.379 | Contusion, laceration, and hemorrhage of cerebellum with loss of consciousness of unspecified duration | Diagnosis | ICD-10-CM |
| S06.379A | Contusion, laceration, and hemorrhage of cerebellum with loss of consciousness of unspecified duration, initial encounter | Diagnosis | ICD-10-CM |
| S06.379D | Contusion, laceration, and hemorrhage of cerebellum with loss of consciousness of unspecified duration, subsequent encounter | Diagnosis | ICD-10-CM |
| S06.379S | Contusion, laceration, and hemorrhage of cerebellum with loss of consciousness of unspecified duration, sequela | Diagnosis | ICD-10-CM |
| S06.38 | Contusion, laceration, and hemorrhage of brainstem | Diagnosis | ICD-10-CM |
| S06.380 | Contusion, laceration, and hemorrhage of brainstem without loss of consciousness | Diagnosis | ICD-10-CM |
| S06.380A | Contusion, laceration, and hemorrhage of brainstem without loss of consciousness, initial encounter | Diagnosis | ICD-10-CM |
| S06.380D | Contusion, laceration, and hemorrhage of brainstem without loss of consciousness, subsequent encounter | Diagnosis | ICD-10-CM |
| S06.380S | Contusion, laceration, and hemorrhage of brainstem without loss of consciousness, sequela | Diagnosis | ICD-10-CM |
| S06.381 | Contusion, laceration, and hemorrhage of brainstem with loss of consciousness of 30 minutes or less | Diagnosis | ICD-10-CM |
| S06.381A | Contusion, laceration, and hemorrhage of brainstem with loss of consciousness of 30 minutes or less, initial encounter | Diagnosis | ICD-10-CM |
| S06.381D | Contusion, laceration, and hemorrhage of brainstem with loss of consciousness of 30 minutes or less, subsequent encounter | Diagnosis | ICD-10-CM |
| S06.381S | Contusion, laceration, and hemorrhage of brainstem with loss of consciousness of 30 minutes or less, sequela | Diagnosis | ICD-10-CM |
| S06.382 | Contusion, laceration, and hemorrhage of brainstem with loss of consciousness of 31 minutes to 59 minutes | Diagnosis | ICD-10-CM |

Appendix C.1. List of RxNorm Concept Unique Identifier (RXCUI), Logical Observation Identifiers Names and Codes (LOINC), International Classification of Diseases, Tenth Revision, Clinical Modification (ICD-10-CM), International Classification of Diseases, Tenth Revision, Procedure Coding System (ICD-10-PCS), Healthcare Common Procedure Coding System (HCPCS), and Current Procedural Terminology (CPT) Codes Used to Define Baseline Characteristics for this Request

| Code | Description | Code Category | Code Type |
|-------------|--|----------------------|------------------|
| S06.382A | Contusion, laceration, and hemorrhage of brainstem with loss of consciousness of 31 minutes to 59 minutes, initial encounter | Diagnosis | ICD-10-CM |
| S06.382D | Contusion, laceration, and hemorrhage of brainstem with loss of consciousness of 31 minutes to 59 minutes, subsequent encounter | Diagnosis | ICD-10-CM |
| S06.382S | Contusion, laceration, and hemorrhage of brainstem with loss of consciousness of 31 minutes to 59 minutes, sequela | Diagnosis | ICD-10-CM |
| S06.383 | Contusion, laceration, and hemorrhage of brainstem with loss of consciousness of 1 hour to 5 hours 59 minutes | Diagnosis | ICD-10-CM |
| S06.383A | Contusion, laceration, and hemorrhage of brainstem with loss of consciousness of 1 hour to 5 hours 59 minutes, initial encounter | Diagnosis | ICD-10-CM |
| S06.383D | Contusion, laceration, and hemorrhage of brainstem with loss of consciousness of 1 hour to 5 hours 59 minutes, subsequent encounter | Diagnosis | ICD-10-CM |
| S06.383S | Contusion, laceration, and hemorrhage of brainstem with loss of consciousness of 1 hour to 5 hours 59 minutes, sequela | Diagnosis | ICD-10-CM |
| S06.384 | Contusion, laceration, and hemorrhage of brainstem with loss of consciousness of 6 hours to 24 hours | Diagnosis | ICD-10-CM |
| S06.384A | Contusion, laceration, and hemorrhage of brainstem with loss of consciousness of 6 hours to 24 hours, initial encounter | Diagnosis | ICD-10-CM |
| S06.384D | Contusion, laceration, and hemorrhage of brainstem with loss of consciousness of 6 hours to 24 hours, subsequent encounter | Diagnosis | ICD-10-CM |
| S06.384S | Contusion, laceration, and hemorrhage of brainstem with loss of consciousness of 6 hours to 24 hours, sequela | Diagnosis | ICD-10-CM |
| S06.385 | Contusion, laceration, and hemorrhage of brainstem with loss of consciousness greater than 24 hours with return to pre-existing conscious level | Diagnosis | ICD-10-CM |
| S06.385A | Contusion, laceration, and hemorrhage of brainstem with loss of consciousness greater than 24 hours with return to pre-existing conscious level, initial encounter | Diagnosis | ICD-10-CM |
| S06.385D | Contusion, laceration, and hemorrhage of brainstem with loss of consciousness greater than 24 hours with return to pre-existing conscious level, subsequent encounter | Diagnosis | ICD-10-CM |
| S06.385S | Contusion, laceration, and hemorrhage of brainstem with loss of consciousness greater than 24 hours with return to pre-existing conscious level, sequela | Diagnosis | ICD-10-CM |
| S06.386 | Contusion, laceration, and hemorrhage of brainstem with loss of consciousness greater than 24 hours without return to pre-existing conscious level with patient surviving | Diagnosis | ICD-10-CM |
| S06.386A | Contusion, laceration, and hemorrhage of brainstem with loss of consciousness greater than 24 hours without return to pre-existing conscious level with patient surviving, initial encounter | Diagnosis | ICD-10-CM |

Appendix C.1. List of RxNorm Concept Unique Identifier (RXCUI), Logical Observation Identifiers Names and Codes (LOINC), International Classification of Diseases, Tenth Revision, Clinical Modification (ICD-10-CM), International Classification of Diseases, Tenth Revision, Procedure Coding System (ICD-10-PCS), Healthcare Common Procedure Coding System (HCPCS), and Current Procedural Terminology (CPT) Codes Used to Define Baseline Characteristics for this Request

| Code | Description | Code Category | Code Type |
|-------------|---|----------------------|------------------|
| S06.386D | Contusion, laceration, and hemorrhage of brainstem with loss of consciousness greater than 24 hours without return to pre-existing conscious level with patient surviving, subsequent encounter | Diagnosis | ICD-10-CM |
| S06.386S | Contusion, laceration, and hemorrhage of brainstem with loss of consciousness greater than 24 hours without return to pre-existing conscious level with patient surviving, sequela | Diagnosis | ICD-10-CM |
| S06.387 | Contusion, laceration, and hemorrhage of brainstem with loss of consciousness of any duration with death due to brain injury prior to regaining consciousness | Diagnosis | ICD-10-CM |
| S06.387A | Contusion, laceration, and hemorrhage of brainstem with loss of consciousness of any duration with death due to brain injury prior to regaining consciousness, initial encounter | Diagnosis | ICD-10-CM |
| S06.387D | Contusion, laceration, and hemorrhage of brainstem with loss of consciousness of any duration with death due to brain injury prior to regaining consciousness, subsequent encounter | Diagnosis | ICD-10-CM |
| S06.387S | Contusion, laceration, and hemorrhage of brainstem with loss of consciousness of any duration with death due to brain injury prior to regaining consciousness, sequela | Diagnosis | ICD-10-CM |
| S06.388 | Contusion, laceration, and hemorrhage of brainstem with loss of consciousness of any duration with death due to other cause prior to regaining consciousness | Diagnosis | ICD-10-CM |
| S06.388A | Contusion, laceration, and hemorrhage of brainstem with loss of consciousness of any duration with death due to other cause prior to regaining consciousness, initial encounter | Diagnosis | ICD-10-CM |
| S06.388D | Contusion, laceration, and hemorrhage of brainstem with loss of consciousness of any duration with death due to other cause prior to regaining consciousness, subsequent encounter | Diagnosis | ICD-10-CM |
| S06.388S | Contusion, laceration, and hemorrhage of brainstem with loss of consciousness of any duration with death due to other cause prior to regaining consciousness, sequela | Diagnosis | ICD-10-CM |
| S06.389 | Contusion, laceration, and hemorrhage of brainstem with loss of consciousness of unspecified duration | Diagnosis | ICD-10-CM |
| S06.389A | Contusion, laceration, and hemorrhage of brainstem with loss of consciousness of unspecified duration, initial encounter | Diagnosis | ICD-10-CM |
| S06.389D | Contusion, laceration, and hemorrhage of brainstem with loss of consciousness of unspecified duration, subsequent encounter | Diagnosis | ICD-10-CM |
| S06.389S | Contusion, laceration, and hemorrhage of brainstem with loss of consciousness of unspecified duration, sequela | Diagnosis | ICD-10-CM |
| Z13.850 | Encounter for screening for traumatic brain injury | Diagnosis | ICD-10-CM |
| Z82.0 | Family history of epilepsy and other diseases of the nervous system | Diagnosis | ICD-10-CM |

Appendix C.1. List of RxNorm Concept Unique Identifier (RXCUI), Logical Observation Identifiers Names and Codes (LOINC), International Classification of Diseases, Tenth Revision, Clinical Modification (ICD-10-CM), International Classification of Diseases, Tenth Revision, Procedure Coding System (ICD-10-PCS), Healthcare Common Procedure Coding System (HCPCS), and Current Procedural Terminology (CPT) Codes Used to Define Baseline Characteristics for this Request

| Code | Description | Code Category | Code Type |
|----------------|--|---------------|------------|
| Z87.820 | Personal history of traumatic brain injury | Diagnosis | ICD-10-CM |
| Obesity | | | |
| 43644 | Laparoscopy, surgical, gastric restrictive procedure; with gastric bypass and Roux-en-Y gastroenterostomy (roux limb 150 cm or less) | Procedure | ICD-10-PCS |
| 43645 | Laparoscopy, surgical, gastric restrictive procedure; with gastric bypass and small intestine reconstruction to limit absorption | Procedure | ICD-10-PCS |
| 43770 | Laparoscopy, surgical, gastric restrictive procedure; placement of adjustable gastric restrictive device (eg, gastric band and subcutaneous port components) | Procedure | ICD-10-PCS |
| 43842 | Gastric restrictive procedure, without gastric bypass, for morbid obesity; vertical-banded gastroplasty | Procedure | ICD-10-PCS |
| 43843 | Gastric restrictive procedure, without gastric bypass, for morbid obesity; other than vertical-banded gastroplasty | Procedure | ICD-10-PCS |
| 43845 | Gastric restrictive procedure with partial gastrectomy, pylorus-preserving duodenoileostomy and ileoileostomy (50 to 100 cm common channel) to limit absorption (biliopancreatic diversion with duodenal switch) | Procedure | ICD-10-PCS |
| 43846 | Gastric restrictive procedure, with gastric bypass for morbid obesity; with short limb (150 cm or less) Roux-en-Y gastroenterostomy | Procedure | ICD-10-PCS |
| 43847 | Gastric restrictive procedure, with gastric bypass for morbid obesity; with small intestine reconstruction to limit absorption | Procedure | ICD-10-PCS |
| 0D16079 | Bypass Stomach to Duodenum with Autologous Tissue Substitute, Open Approach | Procedure | ICD-10-PCS |
| 0D1607A | Bypass Stomach to Jejunum with Autologous Tissue Substitute, Open Approach | Procedure | ICD-10-PCS |
| 0D1607B | Bypass Stomach to Ileum with Autologous Tissue Substitute, Open Approach | Procedure | ICD-10-PCS |
| 0D1607L | Bypass Stomach to Transverse Colon with Autologous Tissue Substitute, Open Approach | Procedure | ICD-10-PCS |
| 0D160J9 | Bypass Stomach to Duodenum with Synthetic Substitute, Open Approach | Procedure | ICD-10-PCS |
| 0D160JA | Bypass Stomach to Jejunum with Synthetic Substitute, Open Approach | Procedure | ICD-10-PCS |
| 0D160JB | Bypass Stomach to Ileum with Synthetic Substitute, Open Approach | Procedure | ICD-10-PCS |
| 0D160JL | Bypass Stomach to Transverse Colon with Synthetic Substitute, Open Approach | Procedure | ICD-10-PCS |
| 0D160K9 | Bypass Stomach to Duodenum with Nonautologous Tissue Substitute, Open Approach | Procedure | ICD-10-PCS |
| 0D160KA | Bypass Stomach to Jejunum with Nonautologous Tissue Substitute, Open Approach | Procedure | ICD-10-PCS |

Appendix C.1. List of RxNorm Concept Unique Identifier (RXCUI), Logical Observation Identifiers Names and Codes (LOINC), International Classification of Diseases, Tenth Revision, Clinical Modification (ICD-10-CM), International Classification of Diseases, Tenth Revision, Procedure Coding System (ICD-10-PCS), Healthcare Common Procedure Coding System (HCPCS), and Current Procedural Terminology (CPT) Codes Used to Define Baseline Characteristics for this Request

| Code | Description | Code Category | Code Type |
|-------------|--|----------------------|------------------|
| OD160KB | Bypass Stomach to Ileum with Nonautologous Tissue Substitute, Open Approach | Procedure | ICD-10-PCS |
| OD160KL | Bypass Stomach to Transverse Colon with Nonautologous Tissue Substitute, Open Approach | Procedure | ICD-10-PCS |
| OD160Z9 | Bypass Stomach to Duodenum, Open Approach | Procedure | ICD-10-PCS |
| OD160ZA | Bypass Stomach to Jejunum, Open Approach | Procedure | ICD-10-PCS |
| OD160ZB | Bypass Stomach to Ileum, Open Approach | Procedure | ICD-10-PCS |
| OD160ZL | Bypass Stomach to Transverse Colon, Open Approach | Procedure | ICD-10-PCS |
| OD16479 | Bypass Stomach to Duodenum with Autologous Tissue Substitute, Percutaneous Endoscopic Approach | Procedure | ICD-10-PCS |
| OD1647A | Bypass Stomach to Jejunum with Autologous Tissue Substitute, Percutaneous Endoscopic Approach | Procedure | ICD-10-PCS |
| OD1647B | Bypass Stomach to Ileum with Autologous Tissue Substitute, Percutaneous Endoscopic Approach | Procedure | ICD-10-PCS |
| OD1647L | Bypass Stomach to Transverse Colon with Autologous Tissue Substitute, Percutaneous Endoscopic Approach | Procedure | ICD-10-PCS |
| OD164J9 | Bypass Stomach to Duodenum with Synthetic Substitute, Percutaneous Endoscopic Approach | Procedure | ICD-10-PCS |
| OD164JA | Bypass Stomach to Jejunum with Synthetic Substitute, Percutaneous Endoscopic Approach | Procedure | ICD-10-PCS |
| OD164JB | Bypass Stomach to Ileum with Synthetic Substitute, Percutaneous Endoscopic Approach | Procedure | ICD-10-PCS |
| OD164JL | Bypass Stomach to Transverse Colon with Synthetic Substitute, Percutaneous Endoscopic Approach | Procedure | ICD-10-PCS |
| OD164K9 | Bypass Stomach to Duodenum with Nonautologous Tissue Substitute, Percutaneous Endoscopic Approach | Procedure | ICD-10-PCS |
| OD164KA | Bypass Stomach to Jejunum with Nonautologous Tissue Substitute, Percutaneous Endoscopic Approach | Procedure | ICD-10-PCS |
| OD164KB | Bypass Stomach to Ileum with Nonautologous Tissue Substitute, Percutaneous Endoscopic Approach | Procedure | ICD-10-PCS |
| OD164KL | Bypass Stomach to Transverse Colon with Nonautologous Tissue Substitute, Percutaneous Endoscopic Approach | Procedure | ICD-10-PCS |
| OD164Z9 | Bypass Stomach to Duodenum, Percutaneous Endoscopic Approach | Procedure | ICD-10-PCS |
| OD164ZA | Bypass Stomach to Jejunum, Percutaneous Endoscopic Approach | Procedure | ICD-10-PCS |
| OD164ZB | Bypass Stomach to Ileum, Percutaneous Endoscopic Approach | Procedure | ICD-10-PCS |
| OD164ZL | Bypass Stomach to Transverse Colon, Percutaneous Endoscopic Approach | Procedure | ICD-10-PCS |
| OD16879 | Bypass Stomach to Duodenum with Autologous Tissue Substitute, Via Natural or Artificial Opening Endoscopic | Procedure | ICD-10-PCS |

Appendix C.1. List of RxNorm Concept Unique Identifier (RXCUI), Logical Observation Identifiers Names and Codes (LOINC), International Classification of Diseases, Tenth Revision, Clinical Modification (ICD-10-CM), International Classification of Diseases, Tenth Revision, Procedure Coding System (ICD-10-PCS), Healthcare Common Procedure Coding System (HCPCS), and Current Procedural Terminology (CPT) Codes Used to Define Baseline Characteristics for this Request

| Code | Description | Code Category | Code Type |
|-------------|---|----------------------|------------------|
| OD1687A | Bypass Stomach to Jejunum with Autologous Tissue Substitute, Via Natural or Artificial Opening Endoscopic | Procedure | ICD-10-PCS |
| OD1687B | Bypass Stomach to Ileum with Autologous Tissue Substitute, Via Natural or Artificial Opening Endoscopic | Procedure | ICD-10-PCS |
| OD1687L | Bypass Stomach to Transverse Colon with Autologous Tissue Substitute, Via Natural or Artificial Opening Endoscopic | Procedure | ICD-10-PCS |
| OD168J9 | Bypass Stomach to Duodenum with Synthetic Substitute, Via Natural or Artificial Opening Endoscopic | Procedure | ICD-10-PCS |
| OD168JA | Bypass Stomach to Jejunum with Synthetic Substitute, Via Natural or Artificial Opening Endoscopic | Procedure | ICD-10-PCS |
| OD168JB | Bypass Stomach to Ileum with Synthetic Substitute, Via Natural or Artificial Opening Endoscopic | Procedure | ICD-10-PCS |
| OD168JL | Bypass Stomach to Transverse Colon with Synthetic Substitute, Via Natural or Artificial Opening Endoscopic | Procedure | ICD-10-PCS |
| OD168K9 | Bypass Stomach to Duodenum with Nonautologous Tissue Substitute, Via Natural or Artificial Opening Endoscopic | Procedure | ICD-10-PCS |
| OD168KA | Bypass Stomach to Jejunum with Nonautologous Tissue Substitute, Via Natural or Artificial Opening Endoscopic | Procedure | ICD-10-PCS |
| OD168KB | Bypass Stomach to Ileum with Nonautologous Tissue Substitute, Via Natural or Artificial Opening Endoscopic | Procedure | ICD-10-PCS |
| OD168KL | Bypass Stomach to Transverse Colon with Nonautologous Tissue Substitute, Via Natural or Artificial Opening Endoscopic | Procedure | ICD-10-PCS |
| OD168Z9 | Bypass Stomach to Duodenum, Via Natural or Artificial Opening Endoscopic | Procedure | ICD-10-PCS |
| OD168ZA | Bypass Stomach to Jejunum, Via Natural or Artificial Opening Endoscopic | Procedure | ICD-10-PCS |
| OD168ZB | Bypass Stomach to Ileum, Via Natural or Artificial Opening Endoscopic | Procedure | ICD-10-PCS |
| OD168ZL | Bypass Stomach to Transverse Colon, Via Natural or Artificial Opening Endoscopic | Procedure | ICD-10-PCS |
| OD19079 | Bypass Duodenum to Duodenum with Autologous Tissue Substitute, Open Approach | Procedure | ICD-10-PCS |
| OD1907A | Bypass Duodenum to Jejunum with Autologous Tissue Substitute, Open Approach | Procedure | ICD-10-PCS |
| OD1907B | Bypass Duodenum to Ileum with Autologous Tissue Substitute, Open Approach | Procedure | ICD-10-PCS |
| OD190J9 | Bypass Duodenum to Duodenum with Synthetic Substitute, Open Approach | Procedure | ICD-10-PCS |
| OD190JA | Bypass Duodenum to Jejunum with Synthetic Substitute, Open Approach | Procedure | ICD-10-PCS |
| OD190JB | Bypass Duodenum to Ileum with Synthetic Substitute, Open Approach | Procedure | ICD-10-PCS |

Appendix C.1. List of RxNorm Concept Unique Identifier (RXCUI), Logical Observation Identifiers Names and Codes (LOINC), International Classification of Diseases, Tenth Revision, Clinical Modification (ICD-10-CM), International Classification of Diseases, Tenth Revision, Procedure Coding System (ICD-10-PCS), Healthcare Common Procedure Coding System (HCPCS), and Current Procedural Terminology (CPT) Codes Used to Define Baseline Characteristics for this Request

| Code | Description | Code Category | Code Type |
|-------------|---|----------------------|------------------|
| OD190K9 | Bypass Duodenum to Duodenum with Nonautologous Tissue Substitute, Open Approach | Procedure | ICD-10-PCS |
| OD190KA | Bypass Duodenum to Jejunum with Nonautologous Tissue Substitute, Open Approach | Procedure | ICD-10-PCS |
| OD190KB | Bypass Duodenum to Ileum with Nonautologous Tissue Substitute, Open Approach | Procedure | ICD-10-PCS |
| OD190Z9 | Bypass Duodenum to Duodenum, Open Approach | Procedure | ICD-10-PCS |
| OD190ZA | Bypass Duodenum to Jejunum, Open Approach | Procedure | ICD-10-PCS |
| OD190ZB | Bypass Duodenum to Ileum, Open Approach | Procedure | ICD-10-PCS |
| OD19479 | Bypass Duodenum to Duodenum with Autologous Tissue Substitute, Percutaneous Endoscopic Approach | Procedure | ICD-10-PCS |
| OD1947A | Bypass Duodenum to Jejunum with Autologous Tissue Substitute, Percutaneous Endoscopic Approach | Procedure | ICD-10-PCS |
| OD1947B | Bypass Duodenum to Ileum with Autologous Tissue Substitute, Percutaneous Endoscopic Approach | Procedure | ICD-10-PCS |
| OD194J9 | Bypass Duodenum to Duodenum with Synthetic Substitute, Percutaneous Endoscopic Approach | Procedure | ICD-10-PCS |
| OD194JA | Bypass Duodenum to Jejunum with Synthetic Substitute, Percutaneous Endoscopic Approach | Procedure | ICD-10-PCS |
| OD194JB | Bypass Duodenum to Ileum with Synthetic Substitute, Percutaneous Endoscopic Approach | Procedure | ICD-10-PCS |
| OD194K9 | Bypass Duodenum to Duodenum with Nonautologous Tissue Substitute, Percutaneous Endoscopic Approach | Procedure | ICD-10-PCS |
| OD194KA | Bypass Duodenum to Jejunum with Nonautologous Tissue Substitute, Percutaneous Endoscopic Approach | Procedure | ICD-10-PCS |
| OD194KB | Bypass Duodenum to Ileum with Nonautologous Tissue Substitute, Percutaneous Endoscopic Approach | Procedure | ICD-10-PCS |
| OD194Z9 | Bypass Duodenum to Duodenum, Percutaneous Endoscopic Approach | Procedure | ICD-10-PCS |
| OD194ZA | Bypass Duodenum to Jejunum, Percutaneous Endoscopic Approach | Procedure | ICD-10-PCS |
| OD194ZB | Bypass Duodenum to Ileum, Percutaneous Endoscopic Approach | Procedure | ICD-10-PCS |
| OD19879 | Bypass Duodenum to Duodenum with Autologous Tissue Substitute, Via Natural or Artificial Opening Endoscopic | Procedure | ICD-10-PCS |
| OD1987A | Bypass Duodenum to Jejunum with Autologous Tissue Substitute, Via Natural or Artificial Opening Endoscopic | Procedure | ICD-10-PCS |
| OD1987B | Bypass Duodenum to Ileum with Autologous Tissue Substitute, Via Natural or Artificial Opening Endoscopic | Procedure | ICD-10-PCS |
| OD198J9 | Bypass Duodenum to Duodenum with Synthetic Substitute, Via Natural or Artificial Opening Endoscopic | Procedure | ICD-10-PCS |
| OD198JA | Bypass Duodenum to Jejunum with Synthetic Substitute, Via Natural or Artificial Opening Endoscopic | Procedure | ICD-10-PCS |

Appendix C.1. List of RxNorm Concept Unique Identifier (RXCUI), Logical Observation Identifiers Names and Codes (LOINC), International Classification of Diseases, Tenth Revision, Clinical Modification (ICD-10-CM), International Classification of Diseases, Tenth Revision, Procedure Coding System (ICD-10-PCS), Healthcare Common Procedure Coding System (HCPCS), and Current Procedural Terminology (CPT) Codes Used to Define Baseline Characteristics for this Request

| Code | Description | Code Category | Code Type |
|-------------|--|----------------------|------------------|
| 0D198JB | Bypass Duodenum to Ileum with Synthetic Substitute, Via Natural or Artificial Opening Endoscopic | Procedure | ICD-10-PCS |
| 0D198K9 | Bypass Duodenum to Duodenum with Nonautologous Tissue Substitute, Via Natural or Artificial Opening Endoscopic | Procedure | ICD-10-PCS |
| 0D198KA | Bypass Duodenum to Jejunum with Nonautologous Tissue Substitute, Via Natural or Artificial Opening Endoscopic | Procedure | ICD-10-PCS |
| 0D198KB | Bypass Duodenum to Ileum with Nonautologous Tissue Substitute, Via Natural or Artificial Opening Endoscopic | Procedure | ICD-10-PCS |
| 0D198Z9 | Bypass Duodenum to Duodenum, Via Natural or Artificial Opening Endoscopic | Procedure | ICD-10-PCS |
| 0D198ZA | Bypass Duodenum to Jejunum, Via Natural or Artificial Opening Endoscopic | Procedure | ICD-10-PCS |
| 0D198ZB | Bypass Duodenum to Ileum, Via Natural or Artificial Opening Endoscopic | Procedure | ICD-10-PCS |
| 0D1A07A | Bypass Jejunum to Jejunum with Autologous Tissue Substitute, Open Approach | Procedure | ICD-10-PCS |
| 0D1A07B | Bypass Jejunum to Ileum with Autologous Tissue Substitute, Open Approach | Procedure | ICD-10-PCS |
| 0D1A0JA | Bypass Jejunum to Jejunum with Synthetic Substitute, Open Approach | Procedure | ICD-10-PCS |
| 0D1A0JB | Bypass Jejunum to Ileum with Synthetic Substitute, Open Approach | Procedure | ICD-10-PCS |
| 0D1A0KA | Bypass Jejunum to Jejunum with Nonautologous Tissue Substitute, Open Approach | Procedure | ICD-10-PCS |
| 0D1A0KB | Bypass Jejunum to Ileum with Nonautologous Tissue Substitute, Open Approach | Procedure | ICD-10-PCS |
| 0D1A0ZA | Bypass Jejunum to Jejunum, Open Approach | Procedure | ICD-10-PCS |
| 0D1A0ZB | Bypass Jejunum to Ileum, Open Approach | Procedure | ICD-10-PCS |
| 0D1A47A | Bypass Jejunum to Jejunum with Autologous Tissue Substitute, Percutaneous Endoscopic Approach | Procedure | ICD-10-PCS |
| 0D1A47B | Bypass Jejunum to Ileum with Autologous Tissue Substitute, Percutaneous Endoscopic Approach | Procedure | ICD-10-PCS |
| 0D1A4JA | Bypass Jejunum to Jejunum with Synthetic Substitute, Percutaneous Endoscopic Approach | Procedure | ICD-10-PCS |
| 0D1A4JB | Bypass Jejunum to Ileum with Synthetic Substitute, Percutaneous Endoscopic Approach | Procedure | ICD-10-PCS |
| 0D1A4KA | Bypass Jejunum to Jejunum with Nonautologous Tissue Substitute, Percutaneous Endoscopic Approach | Procedure | ICD-10-PCS |
| 0D1A4KB | Bypass Jejunum to Ileum with Nonautologous Tissue Substitute, Percutaneous Endoscopic Approach | Procedure | ICD-10-PCS |
| 0D1A4ZA | Bypass Jejunum to Jejunum, Percutaneous Endoscopic Approach | Procedure | ICD-10-PCS |
| 0D1A4ZB | Bypass Jejunum to Ileum, Percutaneous Endoscopic Approach | Procedure | ICD-10-PCS |

Appendix C.1. List of RxNorm Concept Unique Identifier (RXCUI), Logical Observation Identifiers Names and Codes (LOINC), International Classification of Diseases, Tenth Revision, Clinical Modification (ICD-10-CM), International Classification of Diseases, Tenth Revision, Procedure Coding System (ICD-10-PCS), Healthcare Common Procedure Coding System (HCPCS), and Current Procedural Terminology (CPT) Codes Used to Define Baseline Characteristics for this Request

| Code | Description | Code Category | Code Type |
|-------------|--|----------------------|------------------|
| OD1A87A | Bypass Jejunum to Jejunum with Autologous Tissue Substitute, Via Natural or Artificial Opening Endoscopic | Procedure | ICD-10-PCS |
| OD1A87B | Bypass Jejunum to Ileum with Autologous Tissue Substitute, Via Natural or Artificial Opening Endoscopic | Procedure | ICD-10-PCS |
| OD1A8JA | Bypass Jejunum to Jejunum with Synthetic Substitute, Via Natural or Artificial Opening Endoscopic | Procedure | ICD-10-PCS |
| OD1A8JB | Bypass Jejunum to Ileum with Synthetic Substitute, Via Natural or Artificial Opening Endoscopic | Procedure | ICD-10-PCS |
| OD1A8KA | Bypass Jejunum to Jejunum with Nonautologous Tissue Substitute, Via Natural or Artificial Opening Endoscopic | Procedure | ICD-10-PCS |
| OD1A8KB | Bypass Jejunum to Ileum with Nonautologous Tissue Substitute, Via Natural or Artificial Opening Endoscopic | Procedure | ICD-10-PCS |
| OD1A8ZA | Bypass Jejunum to Jejunum, Via Natural or Artificial Opening | Procedure | ICD-10-PCS |
| OD1A8ZB | Bypass Jejunum to Ileum, Via Natural or Artificial Opening Endoscopic | Procedure | ICD-10-PCS |
| OD1B07B | Bypass Ileum to Ileum with Autologous Tissue Substitute, Open Approach | Procedure | ICD-10-PCS |
| OD1B0JB | Bypass Ileum to Ileum with Synthetic Substitute, Open Approach | Procedure | ICD-10-PCS |
| OD1B0KB | Bypass Ileum to Ileum with Nonautologous Tissue Substitute, Open Approach | Procedure | ICD-10-PCS |
| OD1B0ZB | Bypass Ileum to Ileum, Open Approach | Procedure | ICD-10-PCS |
| OD1B47B | Bypass Ileum to Ileum with Autologous Tissue Substitute, Percutaneous Endoscopic Approach | Procedure | ICD-10-PCS |
| OD1B4JB | Bypass Ileum to Ileum with Synthetic Substitute, Percutaneous Endoscopic Approach | Procedure | ICD-10-PCS |
| OD1B4KB | Bypass Ileum to Ileum with Nonautologous Tissue Substitute, Percutaneous Endoscopic Approach | Procedure | ICD-10-PCS |
| OD1B4ZB | Bypass Ileum to Ileum, Percutaneous Endoscopic Approach | Procedure | ICD-10-PCS |
| OD1B87B | Bypass Ileum to Ileum with Autologous Tissue Substitute, Via Natural or Artificial Opening Endoscopic | Procedure | ICD-10-PCS |
| OD1B8JB | Bypass Ileum to Ileum with Synthetic Substitute, Via Natural or Artificial Opening Endoscopic | Procedure | ICD-10-PCS |
| OD1B8KB | Bypass Ileum to Ileum with Nonautologous Tissue Substitute, Via Natural or Artificial Opening Endoscopic | Procedure | ICD-10-PCS |
| OD1B8ZB | Bypass Ileum to Ileum, Via Natural or Artificial Opening Endoscopic | Procedure | ICD-10-PCS |
| OD1B8ZH | Bypass Ileum to Cecum, Via Natural or Artificial Opening Endoscopic | Procedure | ICD-10-PCS |
| ODB60Z3 | Excision of Stomach, Open Approach, Vertical | Procedure | ICD-10-PCS |
| ODB60ZZ | Excision of Stomach, Open Approach | Procedure | ICD-10-PCS |
| ODB63Z3 | Excision of Stomach, Percutaneous Approach, Vertical | Procedure | ICD-10-PCS |
| ODB63ZZ | Excision of Stomach, Percutaneous Approach | Procedure | ICD-10-PCS |
| ODB67Z3 | Excision of Stomach, Via Natural or Artificial Opening, Vertical | Procedure | ICD-10-PCS |

Appendix C.1. List of RxNorm Concept Unique Identifier (RXCUI), Logical Observation Identifiers Names and Codes (LOINC), International Classification of Diseases, Tenth Revision, Clinical Modification (ICD-10-CM), International Classification of Diseases, Tenth Revision, Procedure Coding System (ICD-10-PCS), Healthcare Common Procedure Coding System (HCPCS), and Current Procedural Terminology (CPT) Codes Used to Define Baseline Characteristics for this Request

| Code | Description | Code Category | Code Type |
|-------------|---|----------------------|------------------|
| 0DB67ZZ | Excision of Stomach, Via Natural or Artificial Opening | Procedure | ICD-10-PCS |
| 0DB68Z3 | Excision of Stomach, Via Natural or Artificial Opening Endoscopic, Vertical | Procedure | ICD-10-PCS |
| 0DB80ZZ | Excision of Small Intestine, Open Approach | Procedure | ICD-10-PCS |
| 0DBB0ZZ | Excision of Ileum, Open Approach | Procedure | ICD-10-PCS |
| 0DV64CZ | Restriction of Stomach with Extraluminal Device, Percutaneous Endoscopic Approach | Procedure | ICD-10-PCS |
| 0F190Z3 | Bypass Common Bile Duct to Duodenum, Open Approach | Procedure | ICD-10-PCS |
| 0TRB07Z | Replacement of Bladder with Autologous Tissue Substitute, Open Approach | Procedure | ICD-10-PCS |
| E66.01 | Morbid (severe) obesity due to excess calories | Diagnosis | ICD-10-CM |
| E66.09 | Other obesity due to excess calories | Diagnosis | ICD-10-CM |
| E66.1 | Drug-induced obesity | Diagnosis | ICD-10-CM |
| E66.2 | Morbid (severe) obesity with alveolar hypoventilation | Diagnosis | ICD-10-CM |
| E66.8 | Other obesity | Diagnosis | ICD-10-CM |
| E66.9 | Obesity, unspecified | Diagnosis | ICD-10-CM |
| K95.01 | Infection due to gastric band procedure | Diagnosis | ICD-10-CM |
| K95.09 | Other complications of gastric band procedure | Diagnosis | ICD-10-CM |
| K95.81 | Infection due to other bariatric procedure | Diagnosis | ICD-10-CM |
| K95.89 | Other complications of other bariatric procedure | Diagnosis | ICD-10-CM |
| O99.210 | Obesity complicating pregnancy, unspecified trimester | Diagnosis | ICD-10-CM |
| O99.211 | Obesity complicating pregnancy, first trimester | Diagnosis | ICD-10-CM |
| O99.212 | Obesity complicating pregnancy, second trimester | Diagnosis | ICD-10-CM |
| O99.213 | Obesity complicating pregnancy, third trimester | Diagnosis | ICD-10-CM |
| O99.214 | Obesity complicating childbirth | Diagnosis | ICD-10-CM |
| O99.215 | Obesity complicating the puerperium | Diagnosis | ICD-10-CM |
| O99.840 | Bariatric surgery status complicating pregnancy, unspecified trimester | Diagnosis | ICD-10-CM |
| O99.841 | Bariatric surgery status complicating pregnancy, first trimester | Diagnosis | ICD-10-CM |
| O99.842 | Bariatric surgery status complicating pregnancy, second trimester | Diagnosis | ICD-10-CM |
| O99.843 | Bariatric surgery status complicating pregnancy, third trimester | Diagnosis | ICD-10-CM |
| O99.844 | Bariatric surgery status complicating childbirth | Diagnosis | ICD-10-CM |
| O99.845 | Bariatric surgery status complicating the puerperium | Diagnosis | ICD-10-CM |
| Z68.30 | Body mass index (BMI) 30.0-30.9, adult | Diagnosis | ICD-10-CM |
| Z68.31 | Body mass index (BMI) 31.0-31.9, adult | Diagnosis | ICD-10-CM |
| Z68.32 | Body mass index (BMI) 32.0-32.9, adult | Diagnosis | ICD-10-CM |
| Z68.33 | Body mass index (BMI) 33.0-33.9, adult | Diagnosis | ICD-10-CM |
| Z68.34 | Body mass index (BMI) 34.0-34.9, adult | Diagnosis | ICD-10-CM |
| Z68.35 | Body mass index (BMI) 35.0-35.9, adult | Diagnosis | ICD-10-CM |
| Z68.36 | Body mass index (BMI) 36.0-36.9, adult | Diagnosis | ICD-10-CM |
| Z68.37 | Body mass index (BMI) 37.0-37.9, adult | Diagnosis | ICD-10-CM |

Appendix C.1. List of RxNorm Concept Unique Identifier (RXCUI), Logical Observation Identifiers Names and Codes (LOINC), International Classification of Diseases, Tenth Revision, Clinical Modification (ICD-10-CM), International Classification of Diseases, Tenth Revision, Procedure Coding System (ICD-10-PCS), Healthcare Common Procedure Coding System (HCPCS), and Current Procedural Terminology (CPT) Codes Used to Define Baseline Characteristics for this Request

| Code | Description | Code Category | Code Type |
|--------------------------|--|----------------------|------------------|
| Z68.38 | Body mass index (BMI) 38.0-38.9, adult | Diagnosis | ICD-10-CM |
| Z68.39 | Body mass index (BMI) 39.0-39.9, adult | Diagnosis | ICD-10-CM |
| Z68.41 | Body mass index (BMI) 40.0-44.9, adult | Diagnosis | ICD-10-CM |
| Z68.42 | Body mass index (BMI) 45.0-49.9, adult | Diagnosis | ICD-10-CM |
| Z68.43 | Body mass index (BMI) 50.0-59.9, adult | Diagnosis | ICD-10-CM |
| Z68.44 | Body mass index (BMI) 60.0-69.9, adult | Diagnosis | ICD-10-CM |
| Z68.45 | Body mass index (BMI) 70 or greater, adult | Diagnosis | ICD-10-CM |
| Oxygen Saturation | | | |
| 19224-5 | Oxygen Saturation | Lab | LOINC |
| 20564-1 | Oxygen Saturation | Lab | LOINC |
| 2708-6 | Oxygen Saturation | Lab | LOINC |
| 2709-4 | Oxygen Saturation | Lab | LOINC |
| 2710-2 | Oxygen Saturation | Lab | LOINC |
| 2711-0 | Oxygen Saturation | Lab | LOINC |
| 2713-6 | Oxygen Saturation | Lab | LOINC |
| 28642-7 | Oxygen Saturation | Lab | LOINC |
| 28643-5 | Oxygen Saturation | Lab | LOINC |
| 40449-1 | Oxygen Saturation | Lab | LOINC |
| 44612-0 | Oxygen Saturation | Lab | LOINC |
| 44613-8 | Oxygen Saturation | Lab | LOINC |
| 44614-6 | Oxygen Saturation | Lab | LOINC |
| 51731-8 | Oxygen Saturation | Lab | LOINC |
| 51732-6 | Oxygen Saturation | Lab | LOINC |
| 51733-4 | Oxygen Saturation | Lab | LOINC |
| 59405-1 | Oxygen Saturation | Lab | LOINC |
| 59406-9 | Oxygen Saturation | Lab | LOINC |
| 59407-7 | Oxygen Saturation | Lab | LOINC |
| 59408-5 | Oxygen Saturation | Lab | LOINC |
| 59410-1 | Oxygen Saturation | Lab | LOINC |
| 59417-6 | Oxygen Saturation | Lab | LOINC |
| 59418-4 | Oxygen Saturation | Lab | LOINC |
| 68363-1 | Oxygen Saturation | Lab | LOINC |
| 74105-8 | Oxygen Saturation | Lab | LOINC |
| 8839-3 | Oxygen Saturation | Lab | LOINC |
| 8840-1 | Oxygen Saturation | Lab | LOINC |
| 8841-9 | Oxygen Saturation | Lab | LOINC |
| 8842-7 | Oxygen Saturation | Lab | LOINC |
| 8843-5 | Oxygen Saturation | Lab | LOINC |
| 8844-3 | Oxygen Saturation | Lab | LOINC |
| 8845-0 | Oxygen Saturation | Lab | LOINC |

Appendix C.1. List of RxNorm Concept Unique Identifier (RXCUI), Logical Observation Identifiers Names and Codes (LOINC), International Classification of Diseases, Tenth Revision, Clinical Modification (ICD-10-CM), International Classification of Diseases, Tenth Revision, Procedure Coding System (ICD-10-PCS), Healthcare Common Procedure Coding System (HCPCS), and Current Procedural Terminology (CPT) Codes Used to Define Baseline Characteristics for this Request

| Code | Description | Code Category | Code Type |
|--|--|----------------------|------------------|
| 8846-8 | Oxygen Saturation | Lab | LOINC |
| 8847-6 | Oxygen Saturation | Lab | LOINC |
| 8848-4 | Oxygen Saturation | Lab | LOINC |
| 8849-2 | Oxygen Saturation | Lab | LOINC |
| 8850-0 | Oxygen Saturation | Lab | LOINC |
| 8851-8 | Oxygen Saturation | Lab | LOINC |
| 8852-6 | Oxygen Saturation | Lab | LOINC |
| 8853-4 | Oxygen Saturation | Lab | LOINC |
| 8854-2 | Oxygen Saturation | Lab | LOINC |
| 8855-9 | Oxygen Saturation | Lab | LOINC |
| 97549-0 | Oxygen Saturation | Lab | LOINC |
| 98148-0 | Oxygen Saturation | Lab | LOINC |
| Platelet Count | | | |
| 13056-7 | Platelets [# /volume] in Plasma by Automated count | Lab | LOINC |
| 26515-7 | Platelets [# /volume] in Blood | Lab | LOINC |
| 26516-5 | Platelets [# /volume] in Plasma | Lab | LOINC |
| 49497-1 | Platelets [# /volume] in Blood by Estimate | Lab | LOINC |
| 5907-1 | Deprecated Platelets [# /volume] in Blood by Automated count | Lab | LOINC |
| 74464-9 | Platelets [# /volume] in Capillary blood by Manual count | Lab | LOINC |
| 74775-8 | Platelets [# /volume] in Platelet rich plasma by Automated count | Lab | LOINC |
| 777-3 | Platelets [# /volume] in Blood by Automated count | Lab | LOINC |
| 778-1 | Platelets [# /volume] in Blood by Manual count | Lab | LOINC |
| 97995-5 | Platelets [# /volume] in Blood by Automated count.optical | Lab | LOINC |
| Procalcitonin | | | |
| 33959-8 | Procalcitonin [Mass/volume] in Serum or Plasma | Lab | LOINC |
| 75241-0 | Procalcitonin [Mass/volume] in Serum or Plasma by Immunoassay | Lab | LOINC |
| Prothrombin Time and International Normalized Ratio | | | |
| 34714-6 | INR in Blood by Coagulation assay | Lab | LOINC |
| 38875-1 | INR in Platelet poor plasma or blood by Coagulation assay | Lab | LOINC |
| 46418-0 | INR in Capillary blood by Coagulation assay | Lab | LOINC |
| 52129-4 | INR in Platelet poor plasma by Coagulation assay --post heparin neutralization | Lab | LOINC |
| 61189-7 | INR in Platelet poor plasma from Fetus by Coagulation assay | Lab | LOINC |
| 6301-6 | INR in Platelet poor plasma by Coagulation assay | Lab | LOINC |
| 92891-1 | INR goal in Platelet poor plasma by Coagulation assay | Lab | LOINC |
| Pulmonary Conditions | | | |
| A22.1 | Pulmonary anthrax | Diagnosis | ICD-10-CM |
| A37.01 | Whooping cough due to Bordetella pertussis with pneumonia | Diagnosis | ICD-10-CM |
| A37.11 | Whooping cough due to Bordetella parapertussis with pneumonia | Diagnosis | ICD-10-CM |
| A37.81 | Whooping cough due to other Bordetella species with pneumonia | Diagnosis | ICD-10-CM |

Appendix C.1. List of RxNorm Concept Unique Identifier (RXCUI), Logical Observation Identifiers Names and Codes (LOINC), International Classification of Diseases, Tenth Revision, Clinical Modification (ICD-10-CM), International Classification of Diseases, Tenth Revision, Procedure Coding System (ICD-10-PCS), Healthcare Common Procedure Coding System (HCPCS), and Current Procedural Terminology (CPT) Codes Used to Define Baseline Characteristics for this Request

| Code | Description | Code Category | Code Type |
|-------------|--|----------------------|------------------|
| A37.91 | Whooping cough, unspecified species with pneumonia | Diagnosis | ICD-10-CM |
| A48.1 | Legionnaires' disease | Diagnosis | ICD-10-CM |
| B25.0 | Cytomegaloviral pneumonitis | Diagnosis | ICD-10-CM |
| B44.0 | Invasive pulmonary aspergillosis | Diagnosis | ICD-10-CM |
| B77.81 | Ascariasis pneumonia | Diagnosis | ICD-10-CM |
| J09.X1 | Influenza due to identified novel influenza A virus with pneumonia | Diagnosis | ICD-10-CM |
| J10.00 | Influenza due to other identified influenza virus with unspecified type of pneumonia | Diagnosis | ICD-10-CM |
| J10.01 | Influenza due to other identified influenza virus with the same other identified influenza virus pneumonia | Diagnosis | ICD-10-CM |
| J10.08 | Influenza due to other identified influenza virus with other specified pneumonia | Diagnosis | ICD-10-CM |
| J11.00 | Influenza due to unidentified influenza virus with unspecified type of pneumonia | Diagnosis | ICD-10-CM |
| J11.08 | Influenza due to unidentified influenza virus with specified pneumonia | Diagnosis | ICD-10-CM |
| J12.0 | Adenoviral pneumonia | Diagnosis | ICD-10-CM |
| J12.1 | Respiratory syncytial virus pneumonia | Diagnosis | ICD-10-CM |
| J12.2 | Parainfluenza virus pneumonia | Diagnosis | ICD-10-CM |
| J12.3 | Human metapneumovirus pneumonia | Diagnosis | ICD-10-CM |
| J12.81 | Pneumonia due to SARS-associated coronavirus | Diagnosis | ICD-10-CM |
| J12.89 | Other viral pneumonia | Diagnosis | ICD-10-CM |
| J12.9 | Viral pneumonia, unspecified | Diagnosis | ICD-10-CM |
| J13 | Pneumonia due to Streptococcus pneumoniae | Diagnosis | ICD-10-CM |
| J14 | Pneumonia due to Hemophilus influenzae | Diagnosis | ICD-10-CM |
| J15.0 | Pneumonia due to Klebsiella pneumoniae | Diagnosis | ICD-10-CM |
| J15.1 | Pneumonia due to Pseudomonas | Diagnosis | ICD-10-CM |
| J15.20 | Pneumonia due to staphylococcus, unspecified | Diagnosis | ICD-10-CM |
| J15.211 | Pneumonia due to Methicillin susceptible Staphylococcus aureus | Diagnosis | ICD-10-CM |
| J15.212 | Pneumonia due to Methicillin resistant Staphylococcus aureus | Diagnosis | ICD-10-CM |
| J15.29 | Pneumonia due to other staphylococcus | Diagnosis | ICD-10-CM |
| J15.3 | Pneumonia due to streptococcus, group B | Diagnosis | ICD-10-CM |
| J15.4 | Pneumonia due to other streptococci | Diagnosis | ICD-10-CM |
| J15.5 | Pneumonia due to Escherichia coli | Diagnosis | ICD-10-CM |
| J15.6 | Pneumonia due to other Gram-negative bacteria | Diagnosis | ICD-10-CM |
| J15.7 | Pneumonia due to Mycoplasma pneumoniae | Diagnosis | ICD-10-CM |
| J15.8 | Pneumonia due to other specified bacteria | Diagnosis | ICD-10-CM |
| J15.9 | Unspecified bacterial pneumonia | Diagnosis | ICD-10-CM |
| J16.0 | Chlamydial pneumonia | Diagnosis | ICD-10-CM |
| J16.8 | Pneumonia due to other specified infectious organisms | Diagnosis | ICD-10-CM |
| J17 | Pneumonia in diseases classified elsewhere | Diagnosis | ICD-10-CM |

Appendix C.1. List of RxNorm Concept Unique Identifier (RXCUI), Logical Observation Identifiers Names and Codes (LOINC), International Classification of Diseases, Tenth Revision, Clinical Modification (ICD-10-CM), International Classification of Diseases, Tenth Revision, Procedure Coding System (ICD-10-PCS), Healthcare Common Procedure Coding System (HCPCS), and Current Procedural Terminology (CPT) Codes Used to Define Baseline Characteristics for this Request

| Code | Description | Code Category | Code Type |
|-------------------|--|----------------------|------------------|
| J18.0 | Bronchopneumonia, unspecified organism | Diagnosis | ICD-10-CM |
| J18.1 | Lobar pneumonia, unspecified organism | Diagnosis | ICD-10-CM |
| J18.8 | Other pneumonia, unspecified organism | Diagnosis | ICD-10-CM |
| J18.9 | Pneumonia, unspecified organism | Diagnosis | ICD-10-CM |
| J69.0 | Pneumonitis due to inhalation of food and vomit | Diagnosis | ICD-10-CM |
| J69.1 | Pneumonitis due to inhalation of oils and essences | Diagnosis | ICD-10-CM |
| J69.8 | Pneumonitis due to inhalation of other solids and liquids | Diagnosis | ICD-10-CM |
| J80 | Acute respiratory distress syndrome | Diagnosis | ICD-10-CM |
| J95.4 | Chemical pneumonitis due to anesthesia | Diagnosis | ICD-10-CM |
| J95.5 | Postprocedural subglottic stenosis | Diagnosis | ICD-10-CM |
| J95.851 | Ventilator associated pneumonia | Diagnosis | ICD-10-CM |
| J95.859 | Other complication of respirator [ventilator] | Diagnosis | ICD-10-CM |
| J95.88 | Other intraoperative complications of respiratory system, not elsewhere classified | Diagnosis | ICD-10-CM |
| J95.89 | Other postprocedural complications and disorders of respiratory system, not elsewhere classified | Diagnosis | ICD-10-CM |
| J96.00 | Acute respiratory failure, unspecified whether with hypoxia or hypercapnia | Diagnosis | ICD-10-CM |
| J96.01 | Acute respiratory failure with hypoxia | Diagnosis | ICD-10-CM |
| J96.02 | Acute respiratory failure with hypercapnia | Diagnosis | ICD-10-CM |
| J96.10 | Chronic respiratory failure, unspecified whether with hypoxia or hypercapnia | Diagnosis | ICD-10-CM |
| J96.11 | Chronic respiratory failure with hypoxia | Diagnosis | ICD-10-CM |
| J96.12 | Chronic respiratory failure with hypercapnia | Diagnosis | ICD-10-CM |
| J96.90 | Respiratory failure, unspecified, unspecified whether with hypoxia or hypercapnia | Diagnosis | ICD-10-CM |
| J96.91 | Respiratory failure, unspecified with hypoxia | Diagnosis | ICD-10-CM |
| J96.92 | Respiratory failure, unspecified with hypercapnia | Diagnosis | ICD-10-CM |
| Remdesivir | | | |
| 2284718 | Remdesivir | Prescribing | RxCUI |
| 2284957 | Remdesivir | Prescribing | RxCUI |
| 2284958 | Remdesivir | Prescribing | RxCUI |
| 2284959 | Remdesivir | Prescribing | RxCUI |
| 2284960 | Remdesivir | Prescribing | RxCUI |
| 2367757 | Remdesivir | Prescribing | RxCUI |
| 2367758 | Remdesivir | Prescribing | RxCUI |
| 2395499 | Remdesivir | Prescribing | RxCUI |
| 2395500 | Remdesivir | Prescribing | RxCUI |
| 2395502 | Remdesivir | Prescribing | RxCUI |
| 2395503 | Remdesivir | Prescribing | RxCUI |

Appendix C.1. List of RxNorm Concept Unique Identifier (RXCUI), Logical Observation Identifiers Names and Codes (LOINC), International Classification of Diseases, Tenth Revision, Clinical Modification (ICD-10-CM), International Classification of Diseases, Tenth Revision, Procedure Coding System (ICD-10-PCS), Healthcare Common Procedure Coding System (HCPCS), and Current Procedural Terminology (CPT) Codes Used to Define Baseline Characteristics for this Request

| Code | Description | Code Category | Code Type |
|----------------------------|---|----------------------|------------------|
| 2395504 | Remdesivir | Prescribing | RxCUI |
| XW033E5 | Introduction of Remdesivir Anti-infective into Peripheral Vein, Percutaneous Approach, New Technology Group 5 | Procedure | ICD-10-PCS |
| XW043E5 | Introduction of Remdesivir Anti-infective into Central Vein, Percutaneous Approach, New Technology Group 5 | Procedure | ICD-10-PCS |
| Respiratory Rate | | | |
| 11291-2 | Respiratory rate | Lab | LOINC |
| 76170-0 | Respiratory rate | Lab | LOINC |
| 76171-8 | Respiratory rate | Lab | LOINC |
| 76172-6 | Respiratory rate | Lab | LOINC |
| 76173-4 | Respiratory rate | Lab | LOINC |
| 76174-2 | Respiratory rate | Lab | LOINC |
| 76270-8 | Respiratory rate | Lab | LOINC |
| 9279-1 | Respiratory rate | Lab | LOINC |
| 9280-9 | Respiratory rate | Lab | LOINC |
| 9281-7 | Respiratory rate | Lab | LOINC |
| 9282-5 | Respiratory rate | Lab | LOINC |
| 9283-3 | Respiratory rate | Lab | LOINC |
| 9284-1 | Respiratory rate | Lab | LOINC |
| 9285-8 | Respiratory rate | Lab | LOINC |
| 9286-6 | Respiratory rate | Lab | LOINC |
| 9287-4 | Respiratory rate | Lab | LOINC |
| 9288-2 | Respiratory rate | Lab | LOINC |
| 9289-0 | Respiratory rate | Lab | LOINC |
| 9290-8 | Respiratory rate | Lab | LOINC |
| 9291-6 | Respiratory rate | Lab | LOINC |
| 9292-4 | Respiratory rate | Lab | LOINC |
| 9293-2 | Respiratory rate | Lab | LOINC |
| 9294-0 | Respiratory rate | Lab | LOINC |
| 9303-9 | Respiratory rate | Lab | LOINC |
| Sickle Cell Disease | | | |
| D57 | Sickle-cell disorders | Diagnosis | ICD-10-CM |
| D57.0 | Hb-SS disease with crisis | Diagnosis | ICD-10-CM |
| D57.00 | Hb-SS disease with crisis, unspecified | Diagnosis | ICD-10-CM |
| D57.01 | Hb-SS disease with acute chest syndrome | Diagnosis | ICD-10-CM |
| D57.02 | Hb-SS disease with splenic sequestration | Diagnosis | ICD-10-CM |
| D57.1 | Sickle-cell disease without crisis | Diagnosis | ICD-10-CM |
| D57.2 | Sickle-cell/Hb-C disease | Diagnosis | ICD-10-CM |
| D57.20 | Sickle-cell/Hb-C disease without crisis | Diagnosis | ICD-10-CM |
| D57.21 | Sickle-cell/Hb-C disease with crisis | Diagnosis | ICD-10-CM |

Appendix C.1. List of RxNorm Concept Unique Identifier (RXCUI), Logical Observation Identifiers Names and Codes (LOINC), International Classification of Diseases, Tenth Revision, Clinical Modification (ICD-10-CM), International Classification of Diseases, Tenth Revision, Procedure Coding System (ICD-10-PCS), Healthcare Common Procedure Coding System (HCPCS), and Current Procedural Terminology (CPT) Codes Used to Define Baseline Characteristics for this Request

| Code | Description | Code Category | Code Type |
|-------------------------------|--|----------------------|------------------|
| D57.211 | Sickle-cell/Hb-C disease with acute chest syndrome | Diagnosis | ICD-10-CM |
| D57.212 | Sickle-cell/Hb-C disease with splenic sequestration | Diagnosis | ICD-10-CM |
| D57.219 | Sickle-cell/Hb-C disease with crisis, unspecified | Diagnosis | ICD-10-CM |
| D57.3 | Sickle-cell trait | Diagnosis | ICD-10-CM |
| D57.4 | Sickle-cell thalassemia | Diagnosis | ICD-10-CM |
| D57.40 | Sickle-cell thalassemia without crisis | Diagnosis | ICD-10-CM |
| D57.41 | Sickle-cell thalassemia with crisis | Diagnosis | ICD-10-CM |
| D57.411 | Sickle-cell thalassemia with acute chest syndrome | Diagnosis | ICD-10-CM |
| D57.412 | Sickle-cell thalassemia with splenic sequestration | Diagnosis | ICD-10-CM |
| D57.419 | Sickle-cell thalassemia with crisis, unspecified | Diagnosis | ICD-10-CM |
| D57.8 | Other sickle-cell disorders | Diagnosis | ICD-10-CM |
| D57.80 | Other sickle-cell disorders without crisis | Diagnosis | ICD-10-CM |
| D57.81 | Other sickle-cell disorders with crisis | Diagnosis | ICD-10-CM |
| D57.811 | Other sickle-cell disorders with acute chest syndrome | Diagnosis | ICD-10-CM |
| D57.812 | Other sickle-cell disorders with splenic sequestration | Diagnosis | ICD-10-CM |
| D57.819 | Other sickle-cell disorders with crisis, unspecified | Diagnosis | ICD-10-CM |
| Smoking or Tobacco Use | | | |
| 99406 | Smoking and tobacco use cessation counseling visit; intermediate, greater than 3 minutes up to 10 minutes | Procedure | HCPCS/CPT |
| 99407 | Smoking and tobacco use cessation counseling visit; intensive, greater than 10 minutes | Procedure | HCPCS/CPT |
| 1034F | Current tobacco smoker (CAD, CAP, COPD, PV) (DM) | Procedure | HCPCS/CPT |
| 4001F | Tobacco use cessation intervention, pharmacologic therapy (COPD, CAD, CAP, PV, Asthma) (DM) (PV) | Procedure | HCPCS/CPT |
| 4004F | Patient screened for tobacco use and received tobacco cessation intervention (counseling, pharmacotherapy, or both), if identified as a tobacco user (PV, CAD) | Procedure | HCPCS/CPT |
| F17.21 | Nicotine dependence, cigarettes | Diagnosis | ICD-10-CM |
| F17.210 | Nicotine dependence, cigarettes, uncomplicated | Diagnosis | ICD-10-CM |
| F17.211 | Nicotine dependence, cigarettes, in remission | Diagnosis | ICD-10-CM |
| F17.213 | Nicotine dependence, cigarettes, with withdrawal | Diagnosis | ICD-10-CM |
| F17.218 | Nicotine dependence, cigarettes, with other nicotine-induced | Diagnosis | ICD-10-CM |
| F17.219 | Nicotine dependence, cigarettes, with unspecified nicotine-induced disorders | Diagnosis | ICD-10-CM |
| F17.29 | Nicotine dependence, other tobacco product | Diagnosis | ICD-10-CM |
| F17.290 | Nicotine dependence, other tobacco product, uncomplicated | Diagnosis | ICD-10-CM |
| F17.291 | Nicotine dependence, other tobacco product, in remission | Diagnosis | ICD-10-CM |
| F17.293 | Nicotine dependence, other tobacco product, with withdrawal | Diagnosis | ICD-10-CM |
| F17.298 | Nicotine dependence, other tobacco product, with other nicotine-induced disorders | Diagnosis | ICD-10-CM |

Appendix C.1. List of RxNorm Concept Unique Identifier (RXCUI), Logical Observation Identifiers Names and Codes (LOINC), International Classification of Diseases, Tenth Revision, Clinical Modification (ICD-10-CM), International Classification of Diseases, Tenth Revision, Procedure Coding System (ICD-10-PCS), Healthcare Common Procedure Coding System (HCPCS), and Current Procedural Terminology (CPT) Codes Used to Define Baseline Characteristics for this Request

| Code | Description | Code Category | Code Type |
|-------------------------------|---|---------------|-----------|
| F17.299 | Nicotine dependence, other tobacco product, with unspecified nicotine-induced disorders | Diagnosis | ICD-10-CM |
| G0436 | Smoking and tobacco cessation counseling visit for the asymptomatic patient; intermediate, greater than 3 minutes, up to 10 minutes | Procedure | HCPCS/CPT |
| G9016 | Smoking cessation counseling, individual, in the absence of or in addition to any other evaluation and management service, per session (6-10 minutes) [demo project code only] | Procedure | HCPCS/CPT |
| G9276 | Documentation that patient is a current tobacco user | Procedure | HCPCS/CPT |
| G9458 | Patient documented as tobacco user and received tobacco cessation intervention (must include at least one of the following: advice given to quit smoking or tobacco use, counseling on the benefits of quitting smoking or tobacco use, assistance with or referral to external smoking or tobacco cessation support programs, or current enrollment in smoking or tobacco use cessation program) if identified as a tobacco user | Procedure | HCPCS/CPT |
| S4995 | Smoking cessation gum | Procedure | HCPCS/CPT |
| S9453 | Smoking cessation classes, nonphysician provider, per session | Procedure | HCPCS/CPT |
| Z71.6 | Tobacco abuse counseling | Diagnosis | ICD-10-CM |
| Z72.0 | Tobacco use | Diagnosis | ICD-10-CM |
| Z87.891 | Personal history of nicotine dependence | Diagnosis | ICD-10-CM |
| Sodium | | | |
| 2947-0 | Sodium [Moles/volume] in Blood | Lab | LOINC |
| 2951-2 | Sodium [Moles/volume] in Serum or Plasma | Lab | LOINC |
| 32340-2 | Sodium [Moles/volume] in Specimen | Lab | LOINC |
| 32717-1 | Sodium [Moles/volume] in Arterial blood | Lab | LOINC |
| 39791-9 | Sodium [Moles/volume] in Venous blood | Lab | LOINC |
| 39792-7 | Sodium [Moles/volume] in Capillary blood | Lab | LOINC |
| 41657-8 | Sodium [Moles/volume] in Mixed venous blood | Lab | LOINC |
| 42570-2 | Sodium [Mass or Moles/volume] in Serum or Plasma | Lab | LOINC |
| 77139-4 | Sodium [Moles/volume] in Serum, Plasma or Blood | Lab | LOINC |
| 87451-1 | Sodium [Mass/volume] in Specimen | Lab | LOINC |
| Solid Organ Transplant | | | |
| 23440 | Resection or transplantation of long tendon of biceps | Procedure | HCPCS/CPT |
| 29868 | Arthroscopy, knee, surgical; meniscal transplantation (includes arthrotomy for meniscal insertion), medial or lateral | Procedure | HCPCS/CPT |
| 32851 | Lung transplant, single; without cardiopulmonary bypass | Procedure | HCPCS/CPT |
| 32852 | Lung transplant, single; with cardiopulmonary bypass | Procedure | HCPCS/CPT |
| 32853 | Lung transplant, double (bilateral sequential or en bloc); without cardiopulmonary bypass | Procedure | HCPCS/CPT |

Appendix C.1. List of RxNorm Concept Unique Identifier (RXCUI), Logical Observation Identifiers Names and Codes (LOINC), International Classification of Diseases, Tenth Revision, Clinical Modification (ICD-10-CM), International Classification of Diseases, Tenth Revision, Procedure Coding System (ICD-10-PCS), Healthcare Common Procedure Coding System (HCPCS), and Current Procedural Terminology (CPT) Codes Used to Define Baseline Characteristics for this Request

| Code | Description | Code Category | Code Type |
|-------------|--|----------------------|------------------|
| 32854 | Lung transplant, double (bilateral sequential or en bloc); with cardiopulmonary bypass | Procedure | HCPCS/CPT |
| 33927 | Implantation of a total replacement heart system (artificial heart) with recipient cardiectomy | Procedure | HCPCS/CPT |
| 33935 | Heart-lung transplant with recipient cardiectomy-pneumonectomy | Procedure | HCPCS/CPT |
| 33945 | Heart transplant, with or without recipient cardiectomy | Procedure | HCPCS/CPT |
| 43625 | GASTRECTOMY,TOTAL;W REPAIR INTESTINAL TRANSPLANT | Procedure | HCPCS/CPT |
| 44135 | Intestinal allotransplantation; from cadaver donor | Procedure | HCPCS/CPT |
| 44136 | Intestinal allotransplantation; from living donor | Procedure | HCPCS/CPT |
| 47135 | Liver allotransplantation, orthotopic, partial or whole, from cadaver or living donor, any age | Procedure | HCPCS/CPT |
| 47136 | Liver allotransplantation; heterotopic, partial or whole, from cadaver or living donor, any age | Procedure | HCPCS/CPT |
| 48160 | Pancreatectomy, total or subtotal, with autologous transplantation of pancreas or pancreatic islet cells | Procedure | HCPCS/CPT |
| 48554 | Transplantation of pancreatic allograft | Procedure | HCPCS/CPT |
| 50340 | Recipient nephrectomy (separate procedure) | Procedure | HCPCS/CPT |
| 50360 | Renal allotransplantation, implantation of graft; without recipient nephrectomy | Procedure | HCPCS/CPT |
| 50365 | Renal allotransplantation, implantation of graft; with recipient nephrectomy | Procedure | HCPCS/CPT |
| 50366 | Renal Homotransplantation, Implantation Of Graft | Procedure | HCPCS/CPT |
| 50380 | Renal autotransplantation, reimplantation of kidney | Procedure | HCPCS/CPT |
| 60510 | Transplantation Of Parathyroid Gland(s) During Thyroidectomy | Procedure | HCPCS/CPT |
| 60512 | Parathyroid autotransplantation (List separately in addition to code for primary procedure) | Procedure | HCPCS/CPT |
| 65710 | Keratoplasty (corneal transplant); anterior lamellar | Procedure | HCPCS/CPT |
| 65720 | Keratoplasty (corneal Transplant), Lamellar | Procedure | HCPCS/CPT |
| 65725 | Keratoplasty (corneal Transplant), Lamellar | Procedure | HCPCS/CPT |
| 65730 | Keratoplasty (corneal transplant); penetrating (except in aphakia or pseudophakia) | Procedure | HCPCS/CPT |
| 65740 | Keratoplasty (corneal Transplant), Penetrating (except In | Procedure | HCPCS/CPT |
| 65745 | Keratoplasty (corneal Transplant), Penetrating (except In | Procedure | HCPCS/CPT |
| 65750 | Keratoplasty (corneal transplant); penetrating (in aphakia) | Procedure | HCPCS/CPT |
| 65755 | Keratoplasty (corneal transplant); penetrating (in pseudophakia) | Procedure | HCPCS/CPT |
| 65756 | Keratoplasty (corneal transplant); endothelial | Procedure | HCPCS/CPT |
| 65767 | Epikeratoplasty | Procedure | HCPCS/CPT |
| 65780 | Ocular surface reconstruction; amniotic membrane transplantation, multiple layers | Procedure | HCPCS/CPT |

Appendix C.1. List of RxNorm Concept Unique Identifier (RXCUI), Logical Observation Identifiers Names and Codes (LOINC), International Classification of Diseases, Tenth Revision, Clinical Modification (ICD-10-CM), International Classification of Diseases, Tenth Revision, Procedure Coding System (ICD-10-PCS), Healthcare Common Procedure Coding System (HCPCS), and Current Procedural Terminology (CPT) Codes Used to Define Baseline Characteristics for this Request

| Code | Description | Code Category | Code Type |
|-------------|---|----------------------|------------------|
| 65781 | Ocular surface reconstruction; limbal stem cell allograft (eg, cadaveric or living donor) | Procedure | HCPCS/CPT |
| 65782 | Ocular surface reconstruction; limbal conjunctival autograft (includes obtaining graft) | Procedure | HCPCS/CPT |
| 76776 | Ultrasound, transplanted kidney, real time and duplex Doppler with image documentation | Procedure | HCPCS/CPT |
| 76778 | Ultrasound, transplanted kidney, B-scan and/or real time with image documentation, with or without duplex Doppler study | Procedure | HCPCS/CPT |
| 81495 | Cardiology (heart transplant), mRNA, gene expression profiling by real-time quantitative PCR of 20 genes (11 content and 9 housekeeping), utilizing subfraction of peripheral blood, algorithm reported as a rejection risk score | Procedure | HCPCS/CPT |
| 81595 | Cardiology (heart transplant), mRNA, gene expression profiling by real-time quantitative PCR of 20 genes (11 content and 9 housekeeping), utilizing subfraction of peripheral blood, algorithm reported as a rejection risk score | Procedure | HCPCS/CPT |
| 0055U | Cardiology (heart transplant), cell-free DNA, PCR assay of 96 DNA target sequences (94 single nucleotide polymorphism targets and two control targets), plasma | Procedure | HCPCS/CPT |
| 0087U | Cardiology (heart transplant), mRNA gene expression profiling by microarray of 1283 genes, transplant biopsy tissue, allograft rejection and injury algorithm reported as a probability score | Procedure | HCPCS/CPT |
| 0088U | Transplantation medicine (kidney allograft rejection), microarray gene expression profiling of 1494 genes, utilizing transplant biopsy tissue, algorithm reported as a probability score for rejection | Procedure | HCPCS/CPT |
| 0141T | Pancreatic islet cell transplantation through portal vein, percutaneous | Procedure | HCPCS/CPT |
| 0142T | Pancreatic islet cell transplantation through portal vein, open | Procedure | HCPCS/CPT |
| 0143T | Laparoscopy, surgical, pancreatic islet cell transplantation through portal vein | Procedure | HCPCS/CPT |
| 02Y | Heart and Great Vessels, Transplantation | Procedure | ICD-10-PCS |
| 02YA | Transplantation / Heart | Procedure | ICD-10-PCS |
| 02YA0Z0 | Transplantation of Heart, Allogeneic, Open Approach | Procedure | ICD-10-PCS |
| 02YA0Z1 | Transplantation of Heart, Syngeneic, Open Approach | Procedure | ICD-10-PCS |
| 02YA0Z2 | Transplantation of Heart, Zooplastic, Open Approach | Procedure | ICD-10-PCS |
| 0584T | Islet cell transplant, includes portal vein catheterization and infusion, including all imaging, including guidance, and radiological supervision and interpretation, when performed; percutaneous | Procedure | HCPCS/CPT |
| 0585T | Islet cell transplant, includes portal vein catheterization and infusion, including all imaging, including guidance, and radiological supervision and interpretation, when performed; laparoscopic | Procedure | HCPCS/CPT |

Appendix C.1. List of RxNorm Concept Unique Identifier (RXCUI), Logical Observation Identifiers Names and Codes (LOINC), International Classification of Diseases, Tenth Revision, Clinical Modification (ICD-10-CM), International Classification of Diseases, Tenth Revision, Procedure Coding System (ICD-10-PCS), Healthcare Common Procedure Coding System (HCPCS), and Current Procedural Terminology (CPT) Codes Used to Define Baseline Characteristics for this Request

| Code | Description | Code Category | Code Type |
|-------------|--|----------------------|------------------|
| 0586T | Islet cell transplant, includes portal vein catheterization and infusion, including all imaging, including guidance, and radiological supervision and interpretation, when performed; open | Procedure | HCPCS/CPT |
| 07Y | Lymphatic and Hemic Systems, Transplantation | Procedure | ICD-10-PCS |
| 07YM | Transplantation / Thymus | Procedure | ICD-10-PCS |
| 07YM0Z0 | Transplantation of Thymus, Allogeneic, Open Approach | Procedure | ICD-10-PCS |
| 07YM0Z1 | Transplantation of Thymus, Syngeneic, Open Approach | Procedure | ICD-10-PCS |
| 07YM0Z2 | Transplantation of Thymus, Zooplasic, Open Approach | Procedure | ICD-10-PCS |
| 07YP | Transplantation / Spleen | Procedure | ICD-10-PCS |
| 07YP0Z0 | Transplantation of Spleen, Allogeneic, Open Approach | Procedure | ICD-10-PCS |
| 07YP0Z1 | Transplantation of Spleen, Syngeneic, Open Approach | Procedure | ICD-10-PCS |
| 07YP0Z2 | Transplantation of Spleen, Zooplasic, Open Approach | Procedure | ICD-10-PCS |
| 0BY | Respiratory System, Transplantation | Procedure | ICD-10-PCS |
| 0BYC | Transplantation / Upper Lung Lobe, Right | Procedure | ICD-10-PCS |
| 0BYC0Z0 | Transplantation of Right Upper Lung Lobe, Allogeneic, Open Approach | Procedure | ICD-10-PCS |
| 0BYC0Z1 | Transplantation of Right Upper Lung Lobe, Syngeneic, Open Approach | Procedure | ICD-10-PCS |
| 0BYC0Z2 | Transplantation of Right Upper Lung Lobe, Zooplasic, Open Approach | Procedure | ICD-10-PCS |
| 0BYD | Transplantation / Middle Lung Lobe, Right | Procedure | ICD-10-PCS |
| 0BYD0Z0 | Transplantation of Right Middle Lung Lobe, Allogeneic, Open | Procedure | ICD-10-PCS |
| 0BYD0Z1 | Transplantation of Right Middle Lung Lobe, Syngeneic, Open | Procedure | ICD-10-PCS |
| 0BYD0Z2 | Transplantation of Right Middle Lung Lobe, Zooplasic, Open | Procedure | ICD-10-PCS |
| 0BYF | Transplantation / Lower Lung Lobe, Right | Procedure | ICD-10-PCS |
| 0BYF0Z0 | Transplantation of Right Lower Lung Lobe, Allogeneic, Open Approach | Procedure | ICD-10-PCS |
| 0BYF0Z1 | Transplantation of Right Lower Lung Lobe, Syngeneic, Open Approach | Procedure | ICD-10-PCS |
| 0BYF0Z2 | Transplantation of Right Lower Lung Lobe, Zooplasic, Open Approach | Procedure | ICD-10-PCS |
| 0BYG | Transplantation / Upper Lung Lobe, Left | Procedure | ICD-10-PCS |
| 0BYG0Z0 | Transplantation of Left Upper Lung Lobe, Allogeneic, Open Approach | Procedure | ICD-10-PCS |
| 0BYG0Z1 | Transplantation of Left Upper Lung Lobe, Syngeneic, Open Approach | Procedure | ICD-10-PCS |
| 0BYG0Z2 | Transplantation of Left Upper Lung Lobe, Zooplasic, Open Approach | Procedure | ICD-10-PCS |
| 0BYH | Transplantation / Lung Lingula | Procedure | ICD-10-PCS |
| 0BYH0Z0 | Transplantation of Lung Lingula, Allogeneic, Open Approach | Procedure | ICD-10-PCS |
| 0BYH0Z1 | Transplantation of Lung Lingula, Syngeneic, Open Approach | Procedure | ICD-10-PCS |
| 0BYH0Z2 | Transplantation of Lung Lingula, Zooplasic, Open Approach | Procedure | ICD-10-PCS |
| 0BYJ | Transplantation / Lower Lung Lobe, Left | Procedure | ICD-10-PCS |
| 0BYJ0Z0 | Transplantation of Left Lower Lung Lobe, Allogeneic, Open Approach | Procedure | ICD-10-PCS |
| 0BYJ0Z1 | Transplantation of Left Lower Lung Lobe, Syngeneic, Open Approach | Procedure | ICD-10-PCS |
| 0BYJ0Z2 | Transplantation of Left Lower Lung Lobe, Zooplasic, Open Approach | Procedure | ICD-10-PCS |
| 0BYK | Transplantation / Lung, Right | Procedure | ICD-10-PCS |
| 0BYK0Z0 | Transplantation of Right Lung, Allogeneic, Open Approach | Procedure | ICD-10-PCS |
| 0BYK0Z1 | Transplantation of Right Lung, Syngeneic, Open Approach | Procedure | ICD-10-PCS |

Appendix C.1. List of RxNorm Concept Unique Identifier (RXCUI), Logical Observation Identifiers Names and Codes (LOINC), International Classification of Diseases, Tenth Revision, Clinical Modification (ICD-10-CM), International Classification of Diseases, Tenth Revision, Procedure Coding System (ICD-10-PCS), Healthcare Common Procedure Coding System (HCPCS), and Current Procedural Terminology (CPT) Codes Used to Define Baseline Characteristics for this Request

| Code | Description | Code Category | Code Type |
|-------------|---|----------------------|------------------|
| 0BYK0Z2 | Transplantation of Right Lung, Zooplastic, Open Approach | Procedure | ICD-10-PCS |
| 0BYL | Transplantation / Lung, Left | Procedure | ICD-10-PCS |
| 0BYLOZ0 | Transplantation of Left Lung, Allogeneic, Open Approach | Procedure | ICD-10-PCS |
| 0BYLOZ1 | Transplantation of Left Lung, Syngeneic, Open Approach | Procedure | ICD-10-PCS |
| 0BYLOZ2 | Transplantation of Left Lung, Zooplastic, Open Approach | Procedure | ICD-10-PCS |
| 0BYM | Transplantation / Lungs, Bilateral | Procedure | ICD-10-PCS |
| 0BYMOZ0 | Transplantation of Bilateral Lungs, Allogeneic, Open Approach | Procedure | ICD-10-PCS |
| 0BYMOZ1 | Transplantation of Bilateral Lungs, Syngeneic, Open Approach | Procedure | ICD-10-PCS |
| 0BYMOZ2 | Transplantation of Bilateral Lungs, Zooplastic, Open Approach | Procedure | ICD-10-PCS |
| 0DY | Gastrointestinal System, Transplantation | Procedure | ICD-10-PCS |
| 0DY5 | Transplantation / Esophagus | Procedure | ICD-10-PCS |
| 0DY50Z0 | Transplantation of Esophagus, Allogeneic, Open Approach | Procedure | ICD-10-PCS |
| 0DY50Z1 | Transplantation of Esophagus, Syngeneic, Open Approach | Procedure | ICD-10-PCS |
| 0DY50Z2 | Transplantation of Esophagus, Zooplastic, Open Approach | Procedure | ICD-10-PCS |
| 0DY6 | Transplantation / Stomach | Procedure | ICD-10-PCS |
| 0DY60Z0 | Transplantation of Stomach, Allogeneic, Open Approach | Procedure | ICD-10-PCS |
| 0DY60Z1 | Transplantation of Stomach, Syngeneic, Open Approach | Procedure | ICD-10-PCS |
| 0DY60Z2 | Transplantation of Stomach, Zooplastic, Open Approach | Procedure | ICD-10-PCS |
| 0DY8 | Transplantation / Small Intestine | Procedure | ICD-10-PCS |
| 0DY80Z0 | Transplantation of Small Intestine, Allogeneic, Open Approach | Procedure | ICD-10-PCS |
| 0DY80Z1 | Transplantation of Small Intestine, Syngeneic, Open Approach | Procedure | ICD-10-PCS |
| 0DY80Z2 | Transplantation of Small Intestine, Zooplastic, Open Approach | Procedure | ICD-10-PCS |
| 0DYE | Transplantation / Large Intestine | Procedure | ICD-10-PCS |
| 0DYE0Z0 | Transplantation of Large Intestine, Allogeneic, Open Approach | Procedure | ICD-10-PCS |
| 0DYE0Z1 | Transplantation of Large Intestine, Syngeneic, Open Approach | Procedure | ICD-10-PCS |
| 0DYE0Z2 | Transplantation of Large Intestine, Zooplastic, Open Approach | Procedure | ICD-10-PCS |
| 0FY | Hepatobiliary System and Pancreas, Transplantation | Procedure | ICD-10-PCS |
| 0FY0 | Transplantation / Liver | Procedure | ICD-10-PCS |
| 0FY00Z0 | Transplantation of Liver, Allogeneic, Open Approach | Procedure | ICD-10-PCS |
| 0FY00Z1 | Transplantation of Liver, Syngeneic, Open Approach | Procedure | ICD-10-PCS |
| 0FY00Z2 | Transplantation of Liver, Zooplastic, Open Approach | Procedure | ICD-10-PCS |
| 0FYG | Transplantation / Pancreas | Procedure | ICD-10-PCS |
| 0FYG0Z0 | Transplantation of Pancreas, Allogeneic, Open Approach | Procedure | ICD-10-PCS |
| 0FYG0Z1 | Transplantation of Pancreas, Syngeneic, Open Approach | Procedure | ICD-10-PCS |
| 0FYG0Z2 | Transplantation of Pancreas, Zooplastic, Open Approach | Procedure | ICD-10-PCS |
| 0TY | Urinary System, Transplantation | Procedure | ICD-10-PCS |
| 0TY0 | Transplantation / Kidney, Right | Procedure | ICD-10-PCS |
| 0TY00Z0 | Transplantation of Right Kidney, Allogeneic, Open Approach | Procedure | ICD-10-PCS |
| 0TY00Z1 | Transplantation of Right Kidney, Syngeneic, Open Approach | Procedure | ICD-10-PCS |
| 0TY00Z2 | Transplantation of Right Kidney, Zooplastic, Open Approach | Procedure | ICD-10-PCS |

Appendix C.1. List of RxNorm Concept Unique Identifier (RXCUI), Logical Observation Identifiers Names and Codes (LOINC), International Classification of Diseases, Tenth Revision, Clinical Modification (ICD-10-CM), International Classification of Diseases, Tenth Revision, Procedure Coding System (ICD-10-PCS), Healthcare Common Procedure Coding System (HCPCS), and Current Procedural Terminology (CPT) Codes Used to Define Baseline Characteristics for this Request

| Code | Description | Code Category | Code Type |
|-------------|---|----------------------|------------------|
| OTY1 | Transplantation / Kidney, Left | Procedure | ICD-10-PCS |
| OTY10Z0 | Transplantation of Left Kidney, Allogeneic, Open Approach | Procedure | ICD-10-PCS |
| OTY10Z1 | Transplantation of Left Kidney, Syngeneic, Open Approach | Procedure | ICD-10-PCS |
| OTY10Z2 | Transplantation of Left Kidney, Zooplastic, Open Approach | Procedure | ICD-10-PCS |
| OUY | Female Reproductive System, Transplantation | Procedure | ICD-10-PCS |
| OUY0 | Transplantation / Ovary, Right | Procedure | ICD-10-PCS |
| OUY00Z0 | Transplantation of Right Ovary, Allogeneic, Open Approach | Procedure | ICD-10-PCS |
| OUY00Z1 | Transplantation of Right Ovary, Syngeneic, Open Approach | Procedure | ICD-10-PCS |
| OUY00Z2 | Transplantation of Right Ovary, Zooplastic, Open Approach | Procedure | ICD-10-PCS |
| OUY1 | Transplantation / Ovary, Left | Procedure | ICD-10-PCS |
| OUY10Z0 | Transplantation of Left Ovary, Allogeneic, Open Approach | Procedure | ICD-10-PCS |
| OUY10Z1 | Transplantation of Left Ovary, Syngeneic, Open Approach | Procedure | ICD-10-PCS |
| OUY10Z2 | Transplantation of Left Ovary, Zooplastic, Open Approach | Procedure | ICD-10-PCS |
| OUY9 | Transplantation / Uterus | Procedure | ICD-10-PCS |
| OUY90Z0 | Transplantation of Uterus, Allogeneic, Open Approach | Procedure | ICD-10-PCS |
| OUY90Z1 | Transplantation of Uterus, Syngeneic, Open Approach | Procedure | ICD-10-PCS |
| OUY90Z2 | Transplantation of Uterus, Zooplastic, Open Approach | Procedure | ICD-10-PCS |
| OWY | Anatomical Regions, General, Transplantation | Procedure | ICD-10-PCS |
| OWY2 | Transplantation / Face | Procedure | ICD-10-PCS |
| OWY20Z0 | Transplantation of Face, Allogeneic, Open Approach | Procedure | ICD-10-PCS |
| OWY20Z1 | Transplantation of Face, Syngeneic, Open Approach | Procedure | ICD-10-PCS |
| OXY | Anatomical Regions, Upper Extremities, Transplantation | Procedure | ICD-10-PCS |
| OXYJ | Transplantation / Hand, Right | Procedure | ICD-10-PCS |
| OXYJ0Z0 | Transplantation of Right Hand, Allogeneic, Open Approach | Procedure | ICD-10-PCS |
| OXYJ0Z1 | Transplantation of Right Hand, Syngeneic, Open Approach | Procedure | ICD-10-PCS |
| OXYK | Transplantation / Hand, Left | Procedure | ICD-10-PCS |
| OXYK0Z0 | Transplantation of Left Hand, Allogeneic, Open Approach | Procedure | ICD-10-PCS |
| OXYK0Z1 | Transplantation of Left Hand, Syngeneic, Open Approach | Procedure | ICD-10-PCS |
| G0341 | Percutaneous islet cell transplant, includes portal vein catheterization and infusion | Procedure | HCPCS/CPT |
| G0342 | Laparoscopy for islet cell transplant, includes portal vein catheterization and infusion | Procedure | HCPCS/CPT |
| G0343 | Laparotomy for islet cell transplant, includes portal vein catheterization and infusion | Procedure | HCPCS/CPT |
| S2052 | Transplantation of small intestine allograft (there are cpt codes available for intestinal allotransplantation - 44135 for graft from cadaver donor or 44136 for graft from living donor) | Procedure | HCPCS/CPT |
| S2053 | Transplantation of small intestine and liver allografts | Procedure | HCPCS/CPT |
| S2054 | Transplantation of multivisceral organs | Procedure | HCPCS/CPT |
| S2060 | Lobar lung transplantation | Procedure | HCPCS/CPT |

Appendix C.1. List of RxNorm Concept Unique Identifier (RXCUI), Logical Observation Identifiers Names and Codes (LOINC), International Classification of Diseases, Tenth Revision, Clinical Modification (ICD-10-CM), International Classification of Diseases, Tenth Revision, Procedure Coding System (ICD-10-PCS), Healthcare Common Procedure Coding System (HCPCS), and Current Procedural Terminology (CPT) Codes Used to Define Baseline Characteristics for this Request

| Code | Description | Code Category | Code Type |
|-----------------------------|--|----------------------|------------------|
| S2065 | Simultaneous pancreas kidney transplantation | Procedure | HCPCS/CPT |
| S2102 | Islet cell tissue transplant from pancreas; allogeneic | Procedure | HCPCS/CPT |
| S2103 | Adrenal tissue transplant to brain | Procedure | HCPCS/CPT |
| S2109 | Autologous chondrocyte transplantation (preparation of autologous cultured chondrocytes) | Procedure | HCPCS/CPT |
| S2152 | Solid organ(s), complete or segmental, single organ or combination of organs; deceased or living donor(s), procurement, transplantation, and related complications; including: drugs; supplies; hospitalization with outpatient follow-up; medical/surgical, diagnostic, emergency, and rehabilitative services, and the number of days of pre- and posttransplant care in the global definition | Procedure | HCPCS/CPT |
| Sore Throat | | | |
| J02.9 | Acute pharyngitis, unspecified | Diagnosis | ICD-10-CM |
| R07 | Pain in throat and chest | Diagnosis | ICD-10-CM |
| R07.0 | Pain in throat | Diagnosis | ICD-10-CM |
| Stem Cell Transplant | | | |
| 38240 | Hematopoietic progenitor cell (HPC); allogeneic transplantation per donor | Procedure | HCPCS/CPT |
| 38241 | Hematopoietic progenitor cell (HPC); autologous transplantation | Procedure | HCPCS/CPT |
| 38242 | Allogeneic lymphocyte infusions | Procedure | HCPCS/CPT |
| 38243 | Hematopoietic progenitor cell (HPC); HPC boost | Procedure | HCPCS/CPT |
| 30230AZ | Transfusion of Embryonic Stem Cells into Peripheral Vein, Open Approach | Procedure | ICD-10-PCS |
| 30230U2 | Transfusion of Allogeneic Related T-cell Depleted Hematopoietic Stem Cells into Peripheral Vein, Open Approach | Procedure | ICD-10-PCS |
| 30230U3 | Transfusion of Allogeneic Unrelated T-cell Depleted Hematopoietic Stem Cells into Peripheral Vein, Open Approach | Procedure | ICD-10-PCS |
| 30230U4 | Transfusion of Allogeneic Unspecified T-cell Depleted Hematopoietic Stem Cells into Peripheral Vein, Open Approach | Procedure | ICD-10-PCS |
| 30230X0 | Transfusion of Autologous Cord Blood Stem Cells into Peripheral Vein, Open Approach | Procedure | ICD-10-PCS |
| 30230X1 | Transfusion of Nonautologous Cord Blood Stem Cells into Peripheral Vein, Open Approach | Procedure | ICD-10-PCS |
| 30230X2 | Transfusion of Allogeneic Related Cord Blood Stem Cells into Peripheral Vein, Open Approach | Procedure | ICD-10-PCS |
| 30230X3 | Transfusion of Allogeneic Unrelated Cord Blood Stem Cells into Peripheral Vein, Open Approach | Procedure | ICD-10-PCS |
| 30230X4 | Transfusion of Allogeneic Unspecified Cord Blood Stem Cells into Peripheral Vein, Open Approach | Procedure | ICD-10-PCS |

Appendix C.1. List of RxNorm Concept Unique Identifier (RXCUI), Logical Observation Identifiers Names and Codes (LOINC), International Classification of Diseases, Tenth Revision, Clinical Modification (ICD-10-CM), International Classification of Diseases, Tenth Revision, Procedure Coding System (ICD-10-PCS), Healthcare Common Procedure Coding System (HCPCS), and Current Procedural Terminology (CPT) Codes Used to Define Baseline Characteristics for this Request

| Code | Description | Code Category | Code Type |
|-------------|--|----------------------|------------------|
| 30230Y0 | Transfusion of Autologous Hematopoietic Stem Cells into Peripheral Vein, Open Approach | Procedure | ICD-10-PCS |
| 30230Y1 | Transfusion of Nonautologous Hematopoietic Stem Cells into Peripheral Vein, Open Approach | Procedure | ICD-10-PCS |
| 30230Y2 | Transfusion of Allogeneic Related Hematopoietic Stem Cells into Peripheral Vein, Open Approach | Procedure | ICD-10-PCS |
| 30230Y3 | Transfusion of Allogeneic Unrelated Hematopoietic Stem Cells into Peripheral Vein, Open Approach | Procedure | ICD-10-PCS |
| 30230Y4 | Transfusion of Allogeneic Unspecified Hematopoietic Stem Cells into Peripheral Vein, Open Approach | Procedure | ICD-10-PCS |
| 30233AZ | Transfusion of Embryonic Stem Cells into Peripheral Vein, Percutaneous Approach | Procedure | ICD-10-PCS |
| 30233U2 | Transfusion of Allogeneic Related T-cell Depleted Hematopoietic Stem Cells into Peripheral Vein, Percutaneous Approach | Procedure | ICD-10-PCS |
| 30233U3 | Transfusion of Allogeneic Unrelated T-cell Depleted Hematopoietic Stem Cells into Peripheral Vein, Percutaneous Approach | Procedure | ICD-10-PCS |
| 30233U4 | Transfusion of Allogeneic Unspecified T-cell Depleted Hematopoietic Stem Cells into Peripheral Vein, Percutaneous Approach | Procedure | ICD-10-PCS |
| 30233X0 | Transfusion of Autologous Cord Blood Stem Cells into Peripheral Vein, Percutaneous Approach | Procedure | ICD-10-PCS |
| 30233X1 | Transfusion of Nonautologous Cord Blood Stem Cells into Peripheral Vein, Percutaneous Approach | Procedure | ICD-10-PCS |
| 30233X2 | Transfusion of Allogeneic Related Cord Blood Stem Cells into Peripheral Vein, Percutaneous Approach | Procedure | ICD-10-PCS |
| 30233X3 | Transfusion of Allogeneic Unrelated Cord Blood Stem Cells into Peripheral Vein, Percutaneous Approach | Procedure | ICD-10-PCS |
| 30233X4 | Transfusion of Allogeneic Unspecified Cord Blood Stem Cells into Peripheral Vein, Percutaneous Approach | Procedure | ICD-10-PCS |
| 30233Y0 | Transfusion of Autologous Hematopoietic Stem Cells into Peripheral Vein, Percutaneous Approach | Procedure | ICD-10-PCS |
| 30233Y1 | Transfusion of Nonautologous Hematopoietic Stem Cells into Peripheral Vein, Percutaneous Approach | Procedure | ICD-10-PCS |
| 30233Y2 | Transfusion of Allogeneic Related Hematopoietic Stem Cells into Peripheral Vein, Percutaneous Approach | Procedure | ICD-10-PCS |
| 30233Y3 | Transfusion of Allogeneic Unrelated Hematopoietic Stem Cells into Peripheral Vein, Percutaneous Approach | Procedure | ICD-10-PCS |
| 30233Y4 | Transfusion of Allogeneic Unspecified Hematopoietic Stem Cells into Peripheral Vein, Percutaneous Approach | Procedure | ICD-10-PCS |
| 30240AZ | Transfusion of Embryonic Stem Cells into Central Vein, Open | Procedure | ICD-10-PCS |

Appendix C.1. List of RxNorm Concept Unique Identifier (RXCUI), Logical Observation Identifiers Names and Codes (LOINC), International Classification of Diseases, Tenth Revision, Clinical Modification (ICD-10-CM), International Classification of Diseases, Tenth Revision, Procedure Coding System (ICD-10-PCS), Healthcare Common Procedure Coding System (HCPCS), and Current Procedural Terminology (CPT) Codes Used to Define Baseline Characteristics for this Request

| Code | Description | Code Category | Code Type |
|-------------|---|----------------------|------------------|
| 30240U2 | Transfusion of Allogeneic Related T-cell Depleted Hematopoietic Stem Cells into Central Vein, Open Approach | Procedure | ICD-10-PCS |
| 30240U3 | Transfusion of Allogeneic Unrelated T-cell Depleted Hematopoietic Stem Cells into Central Vein, Open Approach | Procedure | ICD-10-PCS |
| 30240U4 | Transfusion of Allogeneic Unspecified T-cell Depleted Hematopoietic Stem Cells into Central Vein, Open Approach | Procedure | ICD-10-PCS |
| 30240X0 | Transfusion of Autologous Cord Blood Stem Cells into Central Vein, Open Approach | Procedure | ICD-10-PCS |
| 30240X1 | Transfusion of Nonautologous Cord Blood Stem Cells into Central Vein, Open Approach | Procedure | ICD-10-PCS |
| 30240X2 | Transfusion of Allogeneic Related Cord Blood Stem Cells into Central Vein, Open Approach | Procedure | ICD-10-PCS |
| 30240X3 | Transfusion of Allogeneic Unrelated Cord Blood Stem Cells into Central Vein, Open Approach | Procedure | ICD-10-PCS |
| 30240X4 | Transfusion of Allogeneic Unspecified Cord Blood Stem Cells into Central Vein, Open Approach | Procedure | ICD-10-PCS |
| 30240Y0 | Transfusion of Autologous Hematopoietic Stem Cells into Central Vein, Open Approach | Procedure | ICD-10-PCS |
| 30240Y1 | Transfusion of Nonautologous Hematopoietic Stem Cells into Central Vein, Open Approach | Procedure | ICD-10-PCS |
| 30240Y2 | Transfusion of Allogeneic Related Hematopoietic Stem Cells into Central Vein, Open Approach | Procedure | ICD-10-PCS |
| 30240Y3 | Transfusion of Allogeneic Unrelated Hematopoietic Stem Cells into Central Vein, Open Approach | Procedure | ICD-10-PCS |
| 30240Y4 | Transfusion of Allogeneic Unspecified Hematopoietic Stem Cells into Central Vein, Open Approach | Procedure | ICD-10-PCS |
| 30243AZ | Transfusion of Embryonic Stem Cells into Central Vein, Percutaneous Approach | Procedure | ICD-10-PCS |
| 30243U2 | Transfusion of Allogeneic Related T-cell Depleted Hematopoietic Stem Cells into Central Vein, Percutaneous Approach | Procedure | ICD-10-PCS |
| 30243U3 | Transfusion of Allogeneic Unrelated T-cell Depleted Hematopoietic Stem Cells into Central Vein, Percutaneous Approach | Procedure | ICD-10-PCS |
| 30243U4 | Transfusion of Allogeneic Unspecified T-cell Depleted Hematopoietic Stem Cells into Central Vein, Percutaneous Approach | Procedure | ICD-10-PCS |
| 30243X0 | Transfusion of Autologous Cord Blood Stem Cells into Central Vein, Percutaneous Approach | Procedure | ICD-10-PCS |
| 30243X1 | Transfusion of Nonautologous Cord Blood Stem Cells into Central Vein, Percutaneous Approach | Procedure | ICD-10-PCS |
| 30243X2 | Transfusion of Allogeneic Related Cord Blood Stem Cells into Central Vein, Percutaneous Approach | Procedure | ICD-10-PCS |

Appendix C.1. List of RxNorm Concept Unique Identifier (RXCUI), Logical Observation Identifiers Names and Codes (LOINC), International Classification of Diseases, Tenth Revision, Clinical Modification (ICD-10-CM), International Classification of Diseases, Tenth Revision, Procedure Coding System (ICD-10-PCS), Healthcare Common Procedure Coding System (HCPCS), and Current Procedural Terminology (CPT) Codes Used to Define Baseline Characteristics for this Request

| Code | Description | Code Category | Code Type |
|-------------|---|----------------------|------------------|
| 30243X3 | Transfusion of Allogeneic Unrelated Cord Blood Stem Cells into Central Vein, Percutaneous Approach | Procedure | ICD-10-PCS |
| 30243X4 | Transfusion of Allogeneic Unspecified Cord Blood Stem Cells into Central Vein, Percutaneous Approach | Procedure | ICD-10-PCS |
| 30243Y0 | Transfusion of Autologous Hematopoietic Stem Cells into Central Vein, Percutaneous Approach | Procedure | ICD-10-PCS |
| 30243Y1 | Transfusion of Nonautologous Hematopoietic Stem Cells into Central Vein, Percutaneous Approach | Procedure | ICD-10-PCS |
| 30243Y2 | Transfusion of Allogeneic Related Hematopoietic Stem Cells into Central Vein, Percutaneous Approach | Procedure | ICD-10-PCS |
| 30243Y3 | Transfusion of Allogeneic Unrelated Hematopoietic Stem Cells into Central Vein, Percutaneous Approach | Procedure | ICD-10-PCS |
| 30243Y4 | Transfusion of Allogeneic Unspecified Hematopoietic Stem Cells into Central Vein, Percutaneous Approach | Procedure | ICD-10-PCS |
| 30250X0 | Transfusion of Autologous Cord Blood Stem Cells into Peripheral Artery, Open Approach | Procedure | ICD-10-PCS |
| 30250X1 | Transfusion of Nonautologous Cord Blood Stem Cells into Peripheral Artery, Open Approach | Procedure | ICD-10-PCS |
| 30250Y0 | Transfusion of Autologous Hematopoietic Stem Cells into Peripheral Artery, Open Approach | Procedure | ICD-10-PCS |
| 30250Y1 | Transfusion of Nonautologous Hematopoietic Stem Cells into Peripheral Artery, Open Approach | Procedure | ICD-10-PCS |
| 30253X0 | Transfusion of Autologous Cord Blood Stem Cells into Peripheral Artery, Percutaneous Approach | Procedure | ICD-10-PCS |
| 30253X1 | Transfusion of Nonautologous Cord Blood Stem Cells into Peripheral Artery, Percutaneous Approach | Procedure | ICD-10-PCS |
| 30253Y0 | Transfusion of Autologous Hematopoietic Stem Cells into Peripheral Artery, Percutaneous Approach | Procedure | ICD-10-PCS |
| 30253Y1 | Transfusion of Nonautologous Hematopoietic Stem Cells into Peripheral Artery, Percutaneous Approach | Procedure | ICD-10-PCS |
| 30260X0 | Transfusion of Autologous Cord Blood Stem Cells into Central Artery, Open Approach | Procedure | ICD-10-PCS |
| 30260X1 | Transfusion of Nonautologous Cord Blood Stem Cells into Central Artery, Open Approach | Procedure | ICD-10-PCS |
| 30260Y0 | Transfusion of Autologous Hematopoietic Stem Cells into Central Artery, Open Approach | Procedure | ICD-10-PCS |
| 30260Y1 | Transfusion of Nonautologous Hematopoietic Stem Cells into Central Artery, Open Approach | Procedure | ICD-10-PCS |
| 30263X0 | Transfusion of Autologous Cord Blood Stem Cells into Central Artery, Percutaneous Approach | Procedure | ICD-10-PCS |

Appendix C.1. List of RxNorm Concept Unique Identifier (RXCUI), Logical Observation Identifiers Names and Codes (LOINC), International Classification of Diseases, Tenth Revision, Clinical Modification (ICD-10-CM), International Classification of Diseases, Tenth Revision, Procedure Coding System (ICD-10-PCS), Healthcare Common Procedure Coding System (HCPCS), and Current Procedural Terminology (CPT) Codes Used to Define Baseline Characteristics for this Request

| Code | Description | Code Category | Code Type |
|----------------------------|--|----------------------|------------------|
| 30263X1 | Transfusion of Nonautologous Cord Blood Stem Cells into Central Artery, Percutaneous Approach | Procedure | ICD-10-PCS |
| 30263Y0 | Transfusion of Autologous Hematopoietic Stem Cells into Central Artery, Percutaneous Approach | Procedure | ICD-10-PCS |
| 30263Y1 | Transfusion of Nonautologous Hematopoietic Stem Cells into Central Artery, Percutaneous Approach | Procedure | ICD-10-PCS |
| 3E0Q0AZ | Introduction of Embryonic Stem Cells into Cranial Cavity and Brain, Open Approach | Procedure | ICD-10-PCS |
| 3E0Q0E0 | Introduction of Autologous Somatic Stem Cells into Cranial Cavity and Brain, Open Approach | Procedure | ICD-10-PCS |
| 3E0Q0E1 | Introduction of Nonautologous Somatic Stem Cells into Cranial Cavity and Brain, Open Approach | Procedure | ICD-10-PCS |
| 3E0Q3AZ | Introduction of Embryonic Stem Cells into Cranial Cavity and Brain, Percutaneous Approach | Procedure | ICD-10-PCS |
| 3E0Q3E0 | Introduction of Autologous Somatic Stem Cells into Cranial Cavity and Brain, Percutaneous Approach | Procedure | ICD-10-PCS |
| 3E0Q3E1 | Introduction of Nonautologous Somatic Stem Cells into Cranial Cavity and Brain, Percutaneous Approach | Procedure | ICD-10-PCS |
| 3E0R0AZ | Introduction of Embryonic Stem Cells into Spinal Canal, Open Approach | Procedure | ICD-10-PCS |
| 3E0R0E0 | Introduction of Autologous Somatic Stem Cells into Spinal Canal, Open Approach | Procedure | ICD-10-PCS |
| 3E0R0E1 | Introduction of Nonautologous Somatic Stem Cells into Spinal Canal, Open Approach | Procedure | ICD-10-PCS |
| 3E0R3AZ | Introduction of Embryonic Stem Cells into Spinal Canal, Percutaneous Approach | Procedure | ICD-10-PCS |
| 3E0R3E0 | Introduction of Autologous Somatic Stem Cells into Spinal Canal, Percutaneous Approach | Procedure | ICD-10-PCS |
| 3E0R3E1 | Introduction of Nonautologous Somatic Stem Cells into Spinal Canal, Percutaneous Approach | Procedure | ICD-10-PCS |
| 6A550ZT | Pheresis of Cord Blood Stem Cells, Single | Procedure | ICD-10-PCS |
| 6A550ZV | Pheresis of Hematopoietic Stem Cells, Single | Procedure | ICD-10-PCS |
| 6A551ZT | Pheresis of Cord Blood Stem Cells, Multiple | Procedure | ICD-10-PCS |
| 6A551ZV | Pheresis of Hematopoietic Stem Cells, Multiple | Procedure | ICD-10-PCS |
| Supplemental Oxygen | | | |
| 31730 | Transtracheal (percutaneous) introduction of needle wire dilator/stent or indwelling tube for oxygen therapy | Procedure | HCPCS/CPT |
| 0B113F4 | Insertion Of Endotracheal Airway Into Trachea, Percutaneous | Procedure | ICD-10-PCS |
| 0B113Z4 | Bypass Trachea To Cutaneous, Percutaneous Approach | Procedure | ICD-10-PCS |
| 0B114F4 | Insertion Of Endotracheal Airway Into Trachea, Percutaneous | Procedure | ICD-10-PCS |
| 0B114Z4 | Bypass Trachea To Cutaneous, Percutaneous Endoscopic Approach | Procedure | ICD-10-PCS |

Appendix C.1. List of RxNorm Concept Unique Identifier (RXCUI), Logical Observation Identifiers Names and Codes (LOINC), International Classification of Diseases, Tenth Revision, Clinical Modification (ICD-10-CM), International Classification of Diseases, Tenth Revision, Procedure Coding System (ICD-10-PCS), Healthcare Common Procedure Coding System (HCPCS), and Current Procedural Terminology (CPT) Codes Used to Define Baseline Characteristics for this Request

| Code | Description | Code Category | Code Type |
|-------------|---|----------------------|------------------|
| 0B21XEZ | Change Endotracheal Airway In Trachea, External Approach | Procedure | ICD-10-PCS |
| 0B21XFZ | Change Endotracheal Airway In Trachea, External Approach | Procedure | ICD-10-PCS |
| 5A19054 | Respiratory Ventilation, Single, Nonmechanical | Procedure | ICD-10-PCS |
| A0422 | Ambulance (ALS or BLS) oxygen and oxygen supplies, life sustaining situation | Procedure | HCPCS/CPT |
| A4575 | Topical hyperbaric oxygen chamber, disposable | Procedure | HCPCS/CPT |
| A4608 | Transtracheal oxygen catheter, each | Procedure | HCPCS/CPT |
| A4615 | Cannula, nasal | Procedure | HCPCS/CPT |
| A4616 | Tubing (oxygen), per foot | Procedure | HCPCS/CPT |
| A4619 | Face tent | Procedure | HCPCS/CPT |
| A4620 | Variable concentration mask | Procedure | HCPCS/CPT |
| A4623 | Tracheostomy, inner cannula | Procedure | HCPCS/CPT |
| A4624 | Tracheal suction catheter, any type other than closed system, each | Procedure | HCPCS/CPT |
| A4627 | Spacer, bag or reservoir, with or without mask, for use with metered dose inhaler | Procedure | HCPCS/CPT |
| E0424 | Stationary compressed gaseous oxygen system, rental; includes container, contents, regulator, flowmeter, humidifier, nebulizer, cannula or mask, and tubing | Procedure | HCPCS/CPT |
| E0425 | Stationary compressed gas system, purchase; includes regulator, flowmeter, humidifier, nebulizer, cannula or mask, and tubing | Procedure | HCPCS/CPT |
| E0430 | Portable gaseous oxygen system, purchase; includes regulator, flowmeter, humidifier, cannula or mask, and tubing | Procedure | HCPCS/CPT |
| E0431 | Portable gaseous oxygen system, rental; includes portable container, regulator, flowmeter, humidifier, cannula or mask, and tubing | Procedure | HCPCS/CPT |
| E0433 | Portable liquid oxygen system, rental; home liquefier used to fill portable liquid oxygen containers, includes portable containers, regulator, flowmeter, humidifier, cannula or mask and tubing, with or without supply reservoir and contents gauge | Procedure | HCPCS/CPT |
| E0434 | Portable liquid oxygen system, rental; includes portable container, supply reservoir, humidifier, flowmeter, refill adaptor, contents gauge, cannula or mask, and tubing | Procedure | HCPCS/CPT |
| E0435 | Portable liquid oxygen system, purchase; includes portable container, supply reservoir, flowmeter, humidifier, contents gauge, cannula or mask, tubing and refill adaptor | Procedure | HCPCS/CPT |
| E0439 | Stationary liquid oxygen system, rental; includes container, contents, regulator, flowmeter, humidifier, nebulizer, cannula or mask, & tubing | Procedure | HCPCS/CPT |
| E0440 | Stationary liquid oxygen system, purchase; includes use of reservoir, contents indicator, regulator, flowmeter, humidifier, nebulizer, cannula or mask, and tubing | Procedure | HCPCS/CPT |
| E0441 | Stationary oxygen contents, gaseous, 1 month's supply = 1 unit | Procedure | HCPCS/CPT |

Appendix C.1. List of RxNorm Concept Unique Identifier (RXCUI), Logical Observation Identifiers Names and Codes (LOINC), International Classification of Diseases, Tenth Revision, Clinical Modification (ICD-10-CM), International Classification of Diseases, Tenth Revision, Procedure Coding System (ICD-10-PCS), Healthcare Common Procedure Coding System (HCPCS), and Current Procedural Terminology (CPT) Codes Used to Define Baseline Characteristics for this Request

| Code | Description | Code Category | Code Type |
|-------------|---|----------------------|------------------|
| E0442 | Stationary oxygen contents, liquid, 1 month's supply = 1 unit | Procedure | HCPCS/CPT |
| E0443 | Portable oxygen contents, gaseous, 1 month's supply = 1 unit | Procedure | HCPCS/CPT |
| E0444 | Portable oxygen contents, liquid, 1 month's supply = 1 unit | Procedure | HCPCS/CPT |
| E0446 | Topical oxygen delivery system, not otherwise specified, includes all supplies and accessories | Procedure | HCPCS/CPT |
| E0447 | Portable oxygen contents, liquid, 1 month's supply = 1 unit, prescribed amount at rest or nighttime exceeds 4 liters per minute (LPM) | Procedure | HCPCS/CPT |
| E0455 | Oxygen tent, excluding croup or pediatric tents | Procedure | HCPCS/CPT |
| E0465 | Home ventilator, any type, used with invasive interface, (e.g., tracheostomy tube) | Procedure | HCPCS/CPT |
| E0466 | Home ventilator, any type, used with noninvasive interface, (e.g., mask, chest shell) | Procedure | HCPCS/CPT |
| E0467 | Home ventilator, multi-function respiratory device, also performs any or all of the additional functions of oxygen concentration, drug nebulization, aspiration, and cough stimulation, includes all accessories, components and supplies for all functions | Procedure | HCPCS/CPT |
| E0485 | Oral device/appliance used to reduce upper airway collapsibility, adjustable or nonadjustable, prefabricated, includes fitting and adjustment | Procedure | HCPCS/CPT |
| E0486 | Oral device/appliance used to reduce upper airway collapsibility, adjustable or nonadjustable, custom fabricated, includes fitting and adjustment | Procedure | HCPCS/CPT |
| E0487 | Spirometer, electronic, includes all accessories | Procedure | HCPCS/CPT |
| E0550 | Humidifier, durable for extensive supplemental humidification during IPPB treatments or oxygen delivery | Procedure | HCPCS/CPT |
| E0555 | Humidifier, durable, glass or autoclavable plastic bottle type, for use with regulator or flowmeter | Procedure | HCPCS/CPT |
| E0560 | Humidifier, durable for supplemental humidification during IPPB treatment or oxygen delivery | Procedure | HCPCS/CPT |
| E1352 | Oxygen accessory, flow regulator capable of positive inspiratory pressure | Procedure | HCPCS/CPT |
| E1353 | Regulator | Procedure | HCPCS/CPT |
| E1354 | Oxygen accessory, wheeled cart for portable cylinder or portable concentrator, any type, replacement only, each | Procedure | HCPCS/CPT |
| E1355 | Stand/rack | Procedure | HCPCS/CPT |
| E1356 | Oxygen accessory, battery pack/cartridge for portable concentrator, any type, replacement only, each | Procedure | HCPCS/CPT |
| E1357 | Oxygen accessory, battery charger for portable concentrator, any type, replacement only, each | Procedure | HCPCS/CPT |

Appendix C.1. List of RxNorm Concept Unique Identifier (RXCUI), Logical Observation Identifiers Names and Codes (LOINC), International Classification of Diseases, Tenth Revision, Clinical Modification (ICD-10-CM), International Classification of Diseases, Tenth Revision, Procedure Coding System (ICD-10-PCS), Healthcare Common Procedure Coding System (HCPCS), and Current Procedural Terminology (CPT) Codes Used to Define Baseline Characteristics for this Request

| Code | Description | Code Category | Code Type |
|-------------|---|---------------|-----------|
| E1358 | Oxygen accessory, DC power adapter for portable concentrator, any type, replacement only, each | Procedure | HCPCS/CPT |
| E1390 | Oxygen concentrator, single delivery port, capable of delivering 85 percent or greater oxygen concentration at the prescribed flow rate | Procedure | HCPCS/CPT |
| E1391 | Oxygen concentrator, dual delivery port, capable of delivering 85 percent or greater oxygen concentration at the prescribed flow rate, each | Procedure | HCPCS/CPT |
| E1392 | Portable oxygen concentrator, rental | Procedure | HCPCS/CPT |
| E1405 | Oxygen and water vapor enriching system with heated delivery | Procedure | HCPCS/CPT |
| E1406 | Oxygen and water vapor enriching system without heated delivery | Procedure | HCPCS/CPT |
| G8569 | Prolonged postoperative intubation (> 24 hrs) required | Procedure | HCPCS/CPT |
| K0738 | Portable gaseous oxygen system, rental; home compressor used to fill portable oxygen cylinders; includes portable containers, regulator, flowmeter, humidifier, cannula or mask, and tubing | Procedure | HCPCS/CPT |
| K0740 | Repair or nonroutine service for oxygen equipment requiring the skill of a technician, labor component, per 15 minutes | Procedure | HCPCS/CPT |
| S8120 | Oxygen contents, gaseous, 1 unit equals 1 cubic foot | Procedure | HCPCS/CPT |
| S8121 | Oxygen contents, liquid, 1 unit equals 1 pound | Procedure | HCPCS/CPT |
| Z9911 | Dependence on respirator [ventilator] status | Diagnosis | ICD-10-CM |
| Z9981 | Dependence on supplemental oxygen | Diagnosis | ICD-10-CM |
| Temperature | | | |
| 11289-6 | Body temperature at First encounter | Lab | LOINC |
| 60830-7 | Finger temperature | Lab | LOINC |
| 60833-1 | Toe temperature | Lab | LOINC |
| 60836-4 | Esophageal temperature | Lab | LOINC |
| 60838-0 | Nasopharyngeal temperature | Lab | LOINC |
| 61008-9 | Body surface temperature | Lab | LOINC |
| 75539-7 | Body temperature - Temporal artery | Lab | LOINC |
| 76010-8 | Nasal temperature | Lab | LOINC |
| 76011-6 | Ear temperature | Lab | LOINC |
| 8310-5 | Body temperature | Lab | LOINC |
| 8311-3 | Body temperature 1 hour maximum | Lab | LOINC |
| 8312-1 | Body temperature 8 hour maximum | Lab | LOINC |
| 8313-9 | Body temperature 10 hour maximum | Lab | LOINC |
| 8314-7 | Body temperature 12 hour maximum | Lab | LOINC |
| 8315-4 | Body temperature 24 hour maximum | Lab | LOINC |
| 8316-2 | Body temperature 1 hour minimum | Lab | LOINC |
| 8317-0 | Body temperature 8 hour minimum | Lab | LOINC |
| 8318-8 | Body temperature 10 hour minimum | Lab | LOINC |
| 8319-6 | Body temperature 12 hour minimum | Lab | LOINC |

Appendix C.1. List of RxNorm Concept Unique Identifier (RXCUI), Logical Observation Identifiers Names and Codes (LOINC), International Classification of Diseases, Tenth Revision, Clinical Modification (ICD-10-CM), International Classification of Diseases, Tenth Revision, Procedure Coding System (ICD-10-PCS), Healthcare Common Procedure Coding System (HCPCS), and Current Procedural Terminology (CPT) Codes Used to Define Baseline Characteristics for this Request

| Code | Description | Code Category | Code Type |
|--------------------|---|----------------------|------------------|
| 8320-4 | Body temperature 24 hour minimum | Lab | LOINC |
| 8321-2 | Body temperature 1 hour | Lab | LOINC |
| 8322-0 | Body temperature 8 hour | Lab | LOINC |
| 8323-8 | Body temperature 10 hour | Lab | LOINC |
| 8324-6 | Body temperature 12 hour | Lab | LOINC |
| 8325-3 | Body temperature 24 hour | Lab | LOINC |
| 8328-7 | Axillary temperature | Lab | LOINC |
| 8331-1 | Oral temperature | Lab | LOINC |
| 8332-9 | Rectal temperature | Lab | LOINC |
| 8333-7 | Tympanic membrane temperature | Lab | LOINC |
| 98149-8 | Body temperature - 12 hour mean Surface | Lab | LOINC |
| Tocilizumab | | | |
| 612865 | Tocilizumab | Prescribing | RxCUI |
| 895758 | Tocilizumab | Prescribing | RxCUI |
| 895759 | Tocilizumab | Prescribing | RxCUI |
| 895760 | Tocilizumab | Prescribing | RxCUI |
| 895762 | Tocilizumab | Prescribing | RxCUI |
| 895763 | Tocilizumab | Prescribing | RxCUI |
| 1162729 | Tocilizumab | Prescribing | RxCUI |
| 1441525 | Tocilizumab | Prescribing | RxCUI |
| 1441526 | Tocilizumab | Prescribing | RxCUI |
| 1441527 | Tocilizumab | Prescribing | RxCUI |
| 1441528 | Tocilizumab | Prescribing | RxCUI |
| 1441529 | Tocilizumab | Prescribing | RxCUI |
| 1441531 | Tocilizumab | Prescribing | RxCUI |
| 1441532 | Tocilizumab | Prescribing | RxCUI |
| 1649574 | Tocilizumab | Prescribing | RxCUI |
| 1657973 | Tocilizumab | Prescribing | RxCUI |
| 1657974 | Tocilizumab | Prescribing | RxCUI |
| 1657975 | Tocilizumab | Prescribing | RxCUI |
| 1657977 | Tocilizumab | Prescribing | RxCUI |
| 1657978 | Tocilizumab | Prescribing | RxCUI |
| 1657979 | Tocilizumab | Prescribing | RxCUI |
| 1657981 | Tocilizumab | Prescribing | RxCUI |
| 2106072 | Tocilizumab | Prescribing | RxCUI |
| 2106073 | Tocilizumab | Prescribing | RxCUI |
| 2106074 | Tocilizumab | Prescribing | RxCUI |
| 2106076 | Tocilizumab | Prescribing | RxCUI |
| 2106077 | Tocilizumab | Prescribing | RxCUI |
| Troponin I | | | |

Appendix C.1. List of RxNorm Concept Unique Identifier (RXCUI), Logical Observation Identifiers Names and Codes (LOINC), International Classification of Diseases, Tenth Revision, Clinical Modification (ICD-10-CM), International Classification of Diseases, Tenth Revision, Procedure Coding System (ICD-10-PCS), Healthcare Common Procedure Coding System (HCPCS), and Current Procedural Terminology (CPT) Codes Used to Define Baseline Characteristics for this Request

| Code | Description | Code Category | Code Type |
|--------------------------------------|--|---------------|-----------|
| 10839-9 | Troponin I.cardiac [Mass/volume] in Serum or Plasma | Lab | LOINC |
| 42757-5 | Troponin I.cardiac [Mass/volume] in Blood | Lab | LOINC |
| 49563-0 | Troponin I.cardiac [Mass/volume] in Serum or Plasma by Detection limit <= 0.01 ng/mL | Lab | LOINC |
| 89579-7 | Troponin I.cardiac [Mass/volume] in Serum or Plasma by High sensitivity method | Lab | LOINC |
| Troponin I (High Sensitivity) | | | |
| 89579-7 | Troponin I.cardiac [Mass/volume] in Serum or Plasma by High sensitivity method | Lab | LOINC |
| Vascular Disease | | | |
| I01 | Rheumatic fever with heart involvement | Diagnosis | ICD-10-CM |
| I01.0 | Acute rheumatic pericarditis | Diagnosis | ICD-10-CM |
| I01.1 | Acute rheumatic endocarditis | Diagnosis | ICD-10-CM |
| I01.2 | Acute rheumatic myocarditis | Diagnosis | ICD-10-CM |
| I01.8 | Other acute rheumatic heart disease | Diagnosis | ICD-10-CM |
| I01.9 | Acute rheumatic heart disease, unspecified | Diagnosis | ICD-10-CM |
| I02.0 | Rheumatic chorea with heart involvement | Diagnosis | ICD-10-CM |
| I05 | Rheumatic mitral valve diseases | Diagnosis | ICD-10-CM |
| I05.0 | Rheumatic mitral stenosis | Diagnosis | ICD-10-CM |
| I05.1 | Rheumatic mitral insufficiency | Diagnosis | ICD-10-CM |
| I05.2 | Rheumatic mitral stenosis with insufficiency | Diagnosis | ICD-10-CM |
| I05.8 | Other rheumatic mitral valve diseases | Diagnosis | ICD-10-CM |
| I05.9 | Rheumatic mitral valve disease, unspecified | Diagnosis | ICD-10-CM |
| I06 | Rheumatic aortic valve diseases | Diagnosis | ICD-10-CM |
| I06.0 | Rheumatic aortic stenosis | Diagnosis | ICD-10-CM |
| I06.1 | Rheumatic aortic insufficiency | Diagnosis | ICD-10-CM |
| I06.2 | Rheumatic aortic stenosis with insufficiency | Diagnosis | ICD-10-CM |
| I06.8 | Other rheumatic aortic valve diseases | Diagnosis | ICD-10-CM |
| I06.9 | Rheumatic aortic valve disease, unspecified | Diagnosis | ICD-10-CM |
| I07 | Rheumatic tricuspid valve diseases | Diagnosis | ICD-10-CM |
| I07.0 | Rheumatic tricuspid stenosis | Diagnosis | ICD-10-CM |
| I07.1 | Rheumatic tricuspid insufficiency | Diagnosis | ICD-10-CM |
| I07.2 | Rheumatic tricuspid stenosis and insufficiency | Diagnosis | ICD-10-CM |
| I07.8 | Other rheumatic tricuspid valve diseases | Diagnosis | ICD-10-CM |
| I07.9 | Rheumatic tricuspid valve disease, unspecified | Diagnosis | ICD-10-CM |
| I08 | Multiple valve diseases | Diagnosis | ICD-10-CM |
| I08.0 | Rheumatic disorders of both mitral and aortic valves | Diagnosis | ICD-10-CM |
| I08.1 | Rheumatic disorders of both mitral and tricuspid valves | Diagnosis | ICD-10-CM |
| I08.2 | Rheumatic disorders of both aortic and tricuspid valves | Diagnosis | ICD-10-CM |
| I08.3 | Combined rheumatic disorders of mitral, aortic and tricuspid valves | Diagnosis | ICD-10-CM |

Appendix C.1. List of RxNorm Concept Unique Identifier (RXCUI), Logical Observation Identifiers Names and Codes (LOINC), International Classification of Diseases, Tenth Revision, Clinical Modification (ICD-10-CM), International Classification of Diseases, Tenth Revision, Procedure Coding System (ICD-10-PCS), Healthcare Common Procedure Coding System (HCPCS), and Current Procedural Terminology (CPT) Codes Used to Define Baseline Characteristics for this Request

| Code | Description | Code Category | Code Type |
|-------------|---|----------------------|------------------|
| I08.8 | Other rheumatic multiple valve diseases | Diagnosis | ICD-10-CM |
| I08.9 | Rheumatic multiple valve disease, unspecified | Diagnosis | ICD-10-CM |
| I09 | Other rheumatic heart diseases | Diagnosis | ICD-10-CM |
| I09.0 | Rheumatic myocarditis | Diagnosis | ICD-10-CM |
| I09.1 | Rheumatic diseases of endocardium, valve unspecified | Diagnosis | ICD-10-CM |
| I09.2 | Chronic rheumatic pericarditis | Diagnosis | ICD-10-CM |
| I09.8 | Other specified rheumatic heart diseases | Diagnosis | ICD-10-CM |
| I09.81 | Rheumatic heart failure | Diagnosis | ICD-10-CM |
| I09.89 | Other specified rheumatic heart diseases | Diagnosis | ICD-10-CM |
| I09.9 | Rheumatic heart disease, unspecified | Diagnosis | ICD-10-CM |
| I20 | Angina pectoris | Diagnosis | ICD-10-CM |
| I20.0 | Unstable angina | Diagnosis | ICD-10-CM |
| I20.1 | Angina pectoris with documented spasm | Diagnosis | ICD-10-CM |
| I20.8 | Other forms of angina pectoris | Diagnosis | ICD-10-CM |
| I20.9 | Angina pectoris, unspecified | Diagnosis | ICD-10-CM |
| I21 | Acute myocardial infarction | Diagnosis | ICD-10-CM |
| I21.0 | ST elevation (STEMI) myocardial infarction of anterior wall | Diagnosis | ICD-10-CM |
| I21.01 | ST elevation (STEMI) myocardial infarction involving left main coronary artery | Diagnosis | ICD-10-CM |
| I21.02 | ST elevation (STEMI) myocardial infarction involving left anterior descending coronary artery | Diagnosis | ICD-10-CM |
| I21.09 | ST elevation (STEMI) myocardial infarction involving other coronary artery of anterior wall | Diagnosis | ICD-10-CM |
| I21.1 | ST elevation (STEMI) myocardial infarction of inferior wall | Diagnosis | ICD-10-CM |
| I21.11 | ST elevation (STEMI) myocardial infarction involving right coronary artery | Diagnosis | ICD-10-CM |
| I21.19 | ST elevation (STEMI) myocardial infarction involving other coronary artery of inferior wall | Diagnosis | ICD-10-CM |
| I21.2 | ST elevation (STEMI) myocardial infarction of other sites | Diagnosis | ICD-10-CM |
| I21.21 | ST elevation (STEMI) myocardial infarction involving left circumflex coronary artery | Diagnosis | ICD-10-CM |
| I21.29 | ST elevation (STEMI) myocardial infarction involving other sites | Diagnosis | ICD-10-CM |
| I21.3 | ST elevation (STEMI) myocardial infarction of unspecified site | Diagnosis | ICD-10-CM |
| I21.4 | Non-ST elevation (NSTEMI) myocardial infarction | Diagnosis | ICD-10-CM |
| I21.9 | Acute myocardial infarction, unspecified | Diagnosis | ICD-10-CM |
| I21.A | Other type of myocardial infarction | Diagnosis | ICD-10-CM |
| I21.A1 | Myocardial infarction type 2 | Diagnosis | ICD-10-CM |
| I21.A9 | Other myocardial infarction type | Diagnosis | ICD-10-CM |
| I22 | Subsequent ST elevation (STEMI) and non-ST elevation (NSTEMI) myocardial infarction | Diagnosis | ICD-10-CM |

Appendix C.1. List of RxNorm Concept Unique Identifier (RXCUI), Logical Observation Identifiers Names and Codes (LOINC), International Classification of Diseases, Tenth Revision, Clinical Modification (ICD-10-CM), International Classification of Diseases, Tenth Revision, Procedure Coding System (ICD-10-PCS), Healthcare Common Procedure Coding System (HCPCS), and Current Procedural Terminology (CPT) Codes Used to Define Baseline Characteristics for this Request

| Code | Description | Code Category | Code Type |
|-------------|---|----------------------|------------------|
| I22.0 | Subsequent ST elevation (STEMI) myocardial infarction of anterior | Diagnosis | ICD-10-CM |
| I22.1 | Subsequent ST elevation (STEMI) myocardial infarction of inferior wall | Diagnosis | ICD-10-CM |
| I22.2 | Subsequent non-ST elevation (NSTEMI) myocardial infarction | Diagnosis | ICD-10-CM |
| I22.8 | Subsequent ST elevation (STEMI) myocardial infarction of other sites | Diagnosis | ICD-10-CM |
| I22.9 | Subsequent ST elevation (STEMI) myocardial infarction of unspecified site | Diagnosis | ICD-10-CM |
| I23 | Certain current complications following ST elevation (STEMI) and non-ST elevation (NSTEMI) myocardial infarction (within the 28 day | Diagnosis | ICD-10-CM |
| I23.0 | Hemopericardium as current complication following acute myocardial infarction | Diagnosis | ICD-10-CM |
| I23.1 | Atrial septal defect as current complication following acute myocardial infarction | Diagnosis | ICD-10-CM |
| I23.2 | Ventricular septal defect as current complication following acute myocardial infarction | Diagnosis | ICD-10-CM |
| I23.3 | Rupture of cardiac wall without hemopericardium as current complication following acute myocardial infarction | Diagnosis | ICD-10-CM |
| I23.4 | Rupture of chordae tendineae as current complication following acute myocardial infarction | Diagnosis | ICD-10-CM |
| I23.5 | Rupture of papillary muscle as current complication following acute myocardial infarction | Diagnosis | ICD-10-CM |
| I23.6 | Thrombosis of atrium, auricular appendage, and ventricle as current complications following acute myocardial infarction | Diagnosis | ICD-10-CM |
| I23.7 | Postinfarction angina | Diagnosis | ICD-10-CM |
| I23.8 | Other current complications following acute myocardial infarction | Diagnosis | ICD-10-CM |
| I24 | Other acute ischemic heart diseases | Diagnosis | ICD-10-CM |
| I24.0 | Acute coronary thrombosis not resulting in myocardial infarction | Diagnosis | ICD-10-CM |
| I24.1 | Dressler's syndrome | Diagnosis | ICD-10-CM |
| I24.8 | Other forms of acute ischemic heart disease | Diagnosis | ICD-10-CM |
| I24.9 | Acute ischemic heart disease, unspecified | Diagnosis | ICD-10-CM |
| I25 | Chronic ischemic heart disease | Diagnosis | ICD-10-CM |
| I25.1 | Atherosclerotic heart disease of native coronary artery | Diagnosis | ICD-10-CM |
| I25.10 | Atherosclerotic heart disease of native coronary artery without angina pectoris | Diagnosis | ICD-10-CM |
| I25.11 | Atherosclerotic heart disease of native coronary artery with angina pectoris | Diagnosis | ICD-10-CM |
| I25.110 | Atherosclerotic heart disease of native coronary artery with unstable angina pectoris | Diagnosis | ICD-10-CM |
| I25.111 | Atherosclerotic heart disease of native coronary artery with angina pectoris with documented spasm | Diagnosis | ICD-10-CM |

Appendix C.1. List of RxNorm Concept Unique Identifier (RXCUI), Logical Observation Identifiers Names and Codes (LOINC), International Classification of Diseases, Tenth Revision, Clinical Modification (ICD-10-CM), International Classification of Diseases, Tenth Revision, Procedure Coding System (ICD-10-PCS), Healthcare Common Procedure Coding System (HCPCS), and Current Procedural Terminology (CPT) Codes Used to Define Baseline Characteristics for this Request

| Code | Description | Code Category | Code Type |
|-------------|---|----------------------|------------------|
| I25.118 | Atherosclerotic heart disease of native coronary artery with other forms of angina pectoris | Diagnosis | ICD-10-CM |
| I25.119 | Atherosclerotic heart disease of native coronary artery with unspecified angina pectoris | Diagnosis | ICD-10-CM |
| I25.2 | Old myocardial infarction | Diagnosis | ICD-10-CM |
| I25.3 | Aneurysm of heart | Diagnosis | ICD-10-CM |
| I25.4 | Coronary artery aneurysm and dissection | Diagnosis | ICD-10-CM |
| I25.41 | Coronary artery aneurysm | Diagnosis | ICD-10-CM |
| I25.42 | Coronary artery dissection | Diagnosis | ICD-10-CM |
| I25.5 | Ischemic cardiomyopathy | Diagnosis | ICD-10-CM |
| I25.6 | Silent myocardial ischemia | Diagnosis | ICD-10-CM |
| I25.7 | Atherosclerosis of coronary artery bypass graft(s) and coronary artery of transplanted heart with angina pectoris | Diagnosis | ICD-10-CM |
| I25.70 | Atherosclerosis of coronary artery bypass graft(s), unspecified, with angina pectoris | Diagnosis | ICD-10-CM |
| I25.700 | Atherosclerosis of coronary artery bypass graft(s), unspecified, with unstable angina pectoris | Diagnosis | ICD-10-CM |
| I25.701 | Atherosclerosis of coronary artery bypass graft(s), unspecified, with angina pectoris with documented spasm | Diagnosis | ICD-10-CM |
| I25.708 | Atherosclerosis of coronary artery bypass graft(s), unspecified, with other forms of angina pectoris | Diagnosis | ICD-10-CM |
| I25.709 | Atherosclerosis of coronary artery bypass graft(s), unspecified, with unspecified angina pectoris | Diagnosis | ICD-10-CM |
| I25.71 | Atherosclerosis of autologous vein coronary artery bypass graft(s) with angina pectoris | Diagnosis | ICD-10-CM |
| I25.710 | Atherosclerosis of autologous vein coronary artery bypass graft(s) with unstable angina pectoris | Diagnosis | ICD-10-CM |
| I25.711 | Atherosclerosis of autologous vein coronary artery bypass graft(s) with angina pectoris with documented spasm | Diagnosis | ICD-10-CM |
| I25.718 | Atherosclerosis of autologous vein coronary artery bypass graft(s) with other forms of angina pectoris | Diagnosis | ICD-10-CM |
| I25.719 | Atherosclerosis of autologous vein coronary artery bypass graft(s) with unspecified angina pectoris | Diagnosis | ICD-10-CM |
| I25.72 | Atherosclerosis of autologous artery coronary artery bypass graft(s) with angina pectoris | Diagnosis | ICD-10-CM |
| I25.720 | Atherosclerosis of autologous artery coronary artery bypass graft(s) with unstable angina pectoris | Diagnosis | ICD-10-CM |
| I25.721 | Atherosclerosis of autologous artery coronary artery bypass graft(s) with angina pectoris with documented spasm | Diagnosis | ICD-10-CM |

Appendix C.1. List of RxNorm Concept Unique Identifier (RXCUI), Logical Observation Identifiers Names and Codes (LOINC), International Classification of Diseases, Tenth Revision, Clinical Modification (ICD-10-CM), International Classification of Diseases, Tenth Revision, Procedure Coding System (ICD-10-PCS), Healthcare Common Procedure Coding System (HCPCS), and Current Procedural Terminology (CPT) Codes Used to Define Baseline Characteristics for this Request

| Code | Description | Code Category | Code Type |
|-------------|--|----------------------|------------------|
| I25.728 | Atherosclerosis of autologous artery coronary artery bypass graft(s) with other forms of angina pectoris | Diagnosis | ICD-10-CM |
| I25.729 | Atherosclerosis of autologous artery coronary artery bypass graft(s) with unspecified angina pectoris | Diagnosis | ICD-10-CM |
| I25.73 | Atherosclerosis of nonautologous biological coronary artery bypass graft(s) with angina pectoris | Diagnosis | ICD-10-CM |
| I25.730 | Atherosclerosis of nonautologous biological coronary artery bypass graft(s) with unstable angina pectoris | Diagnosis | ICD-10-CM |
| I25.731 | Atherosclerosis of nonautologous biological coronary artery bypass graft(s) with angina pectoris with documented spasm | Diagnosis | ICD-10-CM |
| I25.738 | Atherosclerosis of nonautologous biological coronary artery bypass graft(s) with other forms of angina pectoris | Diagnosis | ICD-10-CM |
| I25.739 | Atherosclerosis of nonautologous biological coronary artery bypass graft(s) with unspecified angina pectoris | Diagnosis | ICD-10-CM |
| I25.75 | Atherosclerosis of native coronary artery of transplanted heart with angina pectoris | Diagnosis | ICD-10-CM |
| I25.750 | Atherosclerosis of native coronary artery of transplanted heart with unstable angina | Diagnosis | ICD-10-CM |
| I25.751 | Atherosclerosis of native coronary artery of transplanted heart with angina pectoris with documented spasm | Diagnosis | ICD-10-CM |
| I25.758 | Atherosclerosis of native coronary artery of transplanted heart with other forms of angina pectoris | Diagnosis | ICD-10-CM |
| I25.759 | Atherosclerosis of native coronary artery of transplanted heart with unspecified angina pectoris | Diagnosis | ICD-10-CM |
| I25.76 | Atherosclerosis of bypass graft of coronary artery of transplanted heart with angina pectoris | Diagnosis | ICD-10-CM |
| I25.760 | Atherosclerosis of bypass graft of coronary artery of transplanted heart with unstable angina | Diagnosis | ICD-10-CM |
| I25.761 | Atherosclerosis of bypass graft of coronary artery of transplanted heart with angina pectoris with documented spasm | Diagnosis | ICD-10-CM |
| I25.768 | Atherosclerosis of bypass graft of coronary artery of transplanted heart with other forms of angina pectoris | Diagnosis | ICD-10-CM |
| I25.769 | Atherosclerosis of bypass graft of coronary artery of transplanted heart with unspecified angina pectoris | Diagnosis | ICD-10-CM |
| I25.79 | Atherosclerosis of other coronary artery bypass graft(s) with angina pectoris | Diagnosis | ICD-10-CM |
| I25.790 | Atherosclerosis of other coronary artery bypass graft(s) with unstable angina pectoris | Diagnosis | ICD-10-CM |
| I25.791 | Atherosclerosis of other coronary artery bypass graft(s) with angina pectoris with documented spasm | Diagnosis | ICD-10-CM |

Appendix C.1. List of RxNorm Concept Unique Identifier (RXCUI), Logical Observation Identifiers Names and Codes (LOINC), International Classification of Diseases, Tenth Revision, Clinical Modification (ICD-10-CM), International Classification of Diseases, Tenth Revision, Procedure Coding System (ICD-10-PCS), Healthcare Common Procedure Coding System (HCPCS), and Current Procedural Terminology (CPT) Codes Used to Define Baseline Characteristics for this Request

| Code | Description | Code Category | Code Type |
|-------------|--|----------------------|------------------|
| I25.798 | Atherosclerosis of other coronary artery bypass graft(s) with other forms of angina pectoris | Diagnosis | ICD-10-CM |
| I25.799 | Atherosclerosis of other coronary artery bypass graft(s) with unspecified angina pectoris | Diagnosis | ICD-10-CM |
| I25.8 | Other forms of chronic ischemic heart disease | Diagnosis | ICD-10-CM |
| I25.81 | Atherosclerosis of other coronary vessels without angina pectoris | Diagnosis | ICD-10-CM |
| I25.810 | Atherosclerosis of coronary artery bypass graft(s) without angina pectoris | Diagnosis | ICD-10-CM |
| I25.811 | Atherosclerosis of native coronary artery of transplanted heart without angina pectoris | Diagnosis | ICD-10-CM |
| I25.812 | Atherosclerosis of bypass graft of coronary artery of transplanted heart without angina pectoris | Diagnosis | ICD-10-CM |
| I25.82 | Chronic total occlusion of coronary artery | Diagnosis | ICD-10-CM |
| I25.83 | Coronary atherosclerosis due to lipid rich plaque | Diagnosis | ICD-10-CM |
| I25.84 | Coronary atherosclerosis due to calcified coronary lesion | Diagnosis | ICD-10-CM |
| I25.89 | Other forms of chronic ischemic heart disease | Diagnosis | ICD-10-CM |
| I25.9 | Chronic ischemic heart disease, unspecified | Diagnosis | ICD-10-CM |
| I26 | Pulmonary embolism | Diagnosis | ICD-10-CM |
| I26.0 | Pulmonary embolism with acute cor pulmonale | Diagnosis | ICD-10-CM |
| I26.01 | Septic pulmonary embolism with acute cor pulmonale | Diagnosis | ICD-10-CM |
| I26.02 | Saddle embolus of pulmonary artery with acute cor pulmonale | Diagnosis | ICD-10-CM |
| I26.09 | Other pulmonary embolism with acute cor pulmonale | Diagnosis | ICD-10-CM |
| I26.9 | Pulmonary embolism without acute cor pulmonale | Diagnosis | ICD-10-CM |
| I26.90 | Septic pulmonary embolism without acute cor pulmonale | Diagnosis | ICD-10-CM |
| I26.92 | Saddle embolus of pulmonary artery without acute cor pulmonale | Diagnosis | ICD-10-CM |
| I26.93 | Single subsegmental pulmonary embolism without acute cor | Diagnosis | ICD-10-CM |
| I26.94 | Multiple subsegmental pulmonary emboli without acute cor | Diagnosis | ICD-10-CM |
| I26.99 | Other pulmonary embolism without acute cor pulmonale | Diagnosis | ICD-10-CM |
| I27 | Other pulmonary heart diseases | Diagnosis | ICD-10-CM |
| I27.1 | Kyphoscoliotic heart disease | Diagnosis | ICD-10-CM |
| I27.8 | Other specified pulmonary heart diseases | Diagnosis | ICD-10-CM |
| I27.81 | Cor pulmonale (chronic) | Diagnosis | ICD-10-CM |
| I27.82 | Chronic pulmonary embolism | Diagnosis | ICD-10-CM |
| I27.83 | Eisenmenger's syndrome | Diagnosis | ICD-10-CM |
| I27.89 | Other specified pulmonary heart diseases | Diagnosis | ICD-10-CM |
| I27.9 | Pulmonary heart disease, unspecified | Diagnosis | ICD-10-CM |
| I28 | Other diseases of pulmonary vessels | Diagnosis | ICD-10-CM |
| I28.0 | Arteriovenous fistula of pulmonary vessels | Diagnosis | ICD-10-CM |
| I28.1 | Aneurysm of pulmonary artery | Diagnosis | ICD-10-CM |
| I28.8 | Other diseases of pulmonary vessels | Diagnosis | ICD-10-CM |

Appendix C.1. List of RxNorm Concept Unique Identifier (RXCUI), Logical Observation Identifiers Names and Codes (LOINC), International Classification of Diseases, Tenth Revision, Clinical Modification (ICD-10-CM), International Classification of Diseases, Tenth Revision, Procedure Coding System (ICD-10-PCS), Healthcare Common Procedure Coding System (HCPCS), and Current Procedural Terminology (CPT) Codes Used to Define Baseline Characteristics for this Request

| Code | Description | Code Category | Code Type |
|-------------|--|----------------------|------------------|
| I28.9 | Disease of pulmonary vessels, unspecified | Diagnosis | ICD-10-CM |
| I30 | Acute pericarditis | Diagnosis | ICD-10-CM |
| I30.0 | Acute nonspecific idiopathic pericarditis | Diagnosis | ICD-10-CM |
| I30.1 | Infective pericarditis | Diagnosis | ICD-10-CM |
| I30.8 | Other forms of acute pericarditis | Diagnosis | ICD-10-CM |
| I30.9 | Acute pericarditis, unspecified | Diagnosis | ICD-10-CM |
| I31 | Other diseases of pericardium | Diagnosis | ICD-10-CM |
| I31.0 | Chronic adhesive pericarditis | Diagnosis | ICD-10-CM |
| I31.1 | Chronic constrictive pericarditis | Diagnosis | ICD-10-CM |
| I31.2 | Hemopericardium, not elsewhere classified | Diagnosis | ICD-10-CM |
| I31.3 | Pericardial effusion (noninflammatory) | Diagnosis | ICD-10-CM |
| I31.4 | Cardiac tamponade | Diagnosis | ICD-10-CM |
| I31.8 | Other specified diseases of pericardium | Diagnosis | ICD-10-CM |
| I31.9 | Disease of pericardium, unspecified | Diagnosis | ICD-10-CM |
| I32 | Pericarditis in diseases classified elsewhere | Diagnosis | ICD-10-CM |
| I33 | Acute and subacute endocarditis | Diagnosis | ICD-10-CM |
| I33.0 | Acute and subacute infective endocarditis | Diagnosis | ICD-10-CM |
| I33.9 | Acute and subacute endocarditis, unspecified | Diagnosis | ICD-10-CM |
| I34 | Nonrheumatic mitral valve disorders | Diagnosis | ICD-10-CM |
| I34.0 | Nonrheumatic mitral (valve) insufficiency | Diagnosis | ICD-10-CM |
| I34.1 | Nonrheumatic mitral (valve) prolapse | Diagnosis | ICD-10-CM |
| I34.2 | Nonrheumatic mitral (valve) stenosis | Diagnosis | ICD-10-CM |
| I34.8 | Other nonrheumatic mitral valve disorders | Diagnosis | ICD-10-CM |
| I34.9 | Nonrheumatic mitral valve disorder, unspecified | Diagnosis | ICD-10-CM |
| I35 | Nonrheumatic aortic valve disorders | Diagnosis | ICD-10-CM |
| I35.0 | Nonrheumatic aortic (valve) stenosis | Diagnosis | ICD-10-CM |
| I35.1 | Nonrheumatic aortic (valve) insufficiency | Diagnosis | ICD-10-CM |
| I35.2 | Nonrheumatic aortic (valve) stenosis with insufficiency | Diagnosis | ICD-10-CM |
| I35.8 | Other nonrheumatic aortic valve disorders | Diagnosis | ICD-10-CM |
| I35.9 | Nonrheumatic aortic valve disorder, unspecified | Diagnosis | ICD-10-CM |
| I36 | Nonrheumatic tricuspid valve disorders | Diagnosis | ICD-10-CM |
| I36.0 | Nonrheumatic tricuspid (valve) stenosis | Diagnosis | ICD-10-CM |
| I36.1 | Nonrheumatic tricuspid (valve) insufficiency | Diagnosis | ICD-10-CM |
| I36.2 | Nonrheumatic tricuspid (valve) stenosis with insufficiency | Diagnosis | ICD-10-CM |
| I36.8 | Other nonrheumatic tricuspid valve disorders | Diagnosis | ICD-10-CM |
| I36.9 | Nonrheumatic tricuspid valve disorder, unspecified | Diagnosis | ICD-10-CM |
| I37 | Nonrheumatic pulmonary valve disorders | Diagnosis | ICD-10-CM |
| I37.0 | Nonrheumatic pulmonary valve stenosis | Diagnosis | ICD-10-CM |
| I37.1 | Nonrheumatic pulmonary valve insufficiency | Diagnosis | ICD-10-CM |
| I37.2 | Nonrheumatic pulmonary valve stenosis with insufficiency | Diagnosis | ICD-10-CM |

Appendix C.1. List of RxNorm Concept Unique Identifier (RXCUI), Logical Observation Identifiers Names and Codes (LOINC), International Classification of Diseases, Tenth Revision, Clinical Modification (ICD-10-CM), International Classification of Diseases, Tenth Revision, Procedure Coding System (ICD-10-PCS), Healthcare Common Procedure Coding System (HCPCS), and Current Procedural Terminology (CPT) Codes Used to Define Baseline Characteristics for this Request

| Code | Description | Code Category | Code Type |
|-------------|---|----------------------|------------------|
| I37.8 | Other nonrheumatic pulmonary valve disorders | Diagnosis | ICD-10-CM |
| I37.9 | Nonrheumatic pulmonary valve disorder, unspecified | Diagnosis | ICD-10-CM |
| I38 | Endocarditis, valve unspecified | Diagnosis | ICD-10-CM |
| I39 | Endocarditis and heart valve disorders in diseases classified elsewhere | Diagnosis | ICD-10-CM |
| I40 | Acute myocarditis | Diagnosis | ICD-10-CM |
| I40.0 | Infective myocarditis | Diagnosis | ICD-10-CM |
| I40.1 | Isolated myocarditis | Diagnosis | ICD-10-CM |
| I40.8 | Other acute myocarditis | Diagnosis | ICD-10-CM |
| I40.9 | Acute myocarditis, unspecified | Diagnosis | ICD-10-CM |
| I41 | Myocarditis in diseases classified elsewhere | Diagnosis | ICD-10-CM |
| I42 | Cardiomyopathy | Diagnosis | ICD-10-CM |
| I42.0 | Dilated cardiomyopathy | Diagnosis | ICD-10-CM |
| I42.1 | Obstructive hypertrophic cardiomyopathy | Diagnosis | ICD-10-CM |
| I42.2 | Other hypertrophic cardiomyopathy | Diagnosis | ICD-10-CM |
| I42.3 | Endomyocardial (eosinophilic) disease | Diagnosis | ICD-10-CM |
| I42.4 | Endocardial fibroelastosis | Diagnosis | ICD-10-CM |
| I42.5 | Other restrictive cardiomyopathy | Diagnosis | ICD-10-CM |
| I42.6 | Alcoholic cardiomyopathy | Diagnosis | ICD-10-CM |
| I42.7 | Cardiomyopathy due to drug and external agent | Diagnosis | ICD-10-CM |
| I42.8 | Other cardiomyopathies | Diagnosis | ICD-10-CM |
| I42.9 | Cardiomyopathy, unspecified | Diagnosis | ICD-10-CM |
| I43 | Cardiomyopathy in diseases classified elsewhere | Diagnosis | ICD-10-CM |
| I44 | Atrioventricular and left bundle-branch block | Diagnosis | ICD-10-CM |
| I44.0 | Atrioventricular block, first degree | Diagnosis | ICD-10-CM |
| I44.1 | Atrioventricular block, second degree | Diagnosis | ICD-10-CM |
| I44.2 | Atrioventricular block, complete | Diagnosis | ICD-10-CM |
| I44.3 | Other and unspecified atrioventricular block | Diagnosis | ICD-10-CM |
| I44.30 | Unspecified atrioventricular block | Diagnosis | ICD-10-CM |
| I44.39 | Other atrioventricular block | Diagnosis | ICD-10-CM |
| I44.4 | Left anterior fascicular block | Diagnosis | ICD-10-CM |
| I44.5 | Left posterior fascicular block | Diagnosis | ICD-10-CM |
| I44.6 | Other and unspecified fascicular block | Diagnosis | ICD-10-CM |
| I44.60 | Unspecified fascicular block | Diagnosis | ICD-10-CM |
| I44.69 | Other fascicular block | Diagnosis | ICD-10-CM |
| I44.7 | Left bundle-branch block, unspecified | Diagnosis | ICD-10-CM |
| I45 | Other conduction disorders | Diagnosis | ICD-10-CM |
| I45.0 | Right fascicular block | Diagnosis | ICD-10-CM |
| I45.1 | Other and unspecified right bundle-branch block | Diagnosis | ICD-10-CM |
| I45.10 | Unspecified right bundle-branch block | Diagnosis | ICD-10-CM |
| I45.19 | Other right bundle-branch block | Diagnosis | ICD-10-CM |

Appendix C.1. List of RxNorm Concept Unique Identifier (RXCUI), Logical Observation Identifiers Names and Codes (LOINC), International Classification of Diseases, Tenth Revision, Clinical Modification (ICD-10-CM), International Classification of Diseases, Tenth Revision, Procedure Coding System (ICD-10-PCS), Healthcare Common Procedure Coding System (HCPCS), and Current Procedural Terminology (CPT) Codes Used to Define Baseline Characteristics for this Request

| Code | Description | Code Category | Code Type |
|-------------|--|----------------------|------------------|
| I45.2 | Bifascicular block | Diagnosis | ICD-10-CM |
| I45.3 | Trifascicular block | Diagnosis | ICD-10-CM |
| I45.4 | Nonspecific intraventricular block | Diagnosis | ICD-10-CM |
| I45.5 | Other specified heart block | Diagnosis | ICD-10-CM |
| I45.6 | Pre-excitation syndrome | Diagnosis | ICD-10-CM |
| I45.8 | Other specified conduction disorders | Diagnosis | ICD-10-CM |
| I45.81 | Long QT syndrome | Diagnosis | ICD-10-CM |
| I45.89 | Other specified conduction disorders | Diagnosis | ICD-10-CM |
| I45.9 | Conduction disorder, unspecified | Diagnosis | ICD-10-CM |
| I46 | Cardiac arrest | Diagnosis | ICD-10-CM |
| I46.2 | Cardiac arrest due to underlying cardiac condition | Diagnosis | ICD-10-CM |
| I46.8 | Cardiac arrest due to other underlying condition | Diagnosis | ICD-10-CM |
| I46.9 | Cardiac arrest, cause unspecified | Diagnosis | ICD-10-CM |
| I47 | Paroxysmal tachycardia | Diagnosis | ICD-10-CM |
| I47.0 | Re-entry ventricular arrhythmia | Diagnosis | ICD-10-CM |
| I47.1 | Supraventricular tachycardia | Diagnosis | ICD-10-CM |
| I47.2 | Ventricular tachycardia | Diagnosis | ICD-10-CM |
| I47.9 | Paroxysmal tachycardia, unspecified | Diagnosis | ICD-10-CM |
| I48 | Atrial fibrillation and flutter | Diagnosis | ICD-10-CM |
| I48.0 | Paroxysmal atrial fibrillation | Diagnosis | ICD-10-CM |
| I48.1 | Persistent atrial fibrillation | Diagnosis | ICD-10-CM |
| I48.11 | Longstanding persistent atrial fibrillation | Diagnosis | ICD-10-CM |
| I48.19 | Other persistent atrial fibrillation | Diagnosis | ICD-10-CM |
| I48.2 | Chronic atrial fibrillation | Diagnosis | ICD-10-CM |
| I48.20 | Chronic atrial fibrillation, unspecified | Diagnosis | ICD-10-CM |
| I48.21 | Permanent atrial fibrillation | Diagnosis | ICD-10-CM |
| I48.3 | Typical atrial flutter | Diagnosis | ICD-10-CM |
| I48.4 | Atypical atrial flutter | Diagnosis | ICD-10-CM |
| I48.9 | Unspecified atrial fibrillation and atrial flutter | Diagnosis | ICD-10-CM |
| I48.91 | Unspecified atrial fibrillation | Diagnosis | ICD-10-CM |
| I48.92 | Unspecified atrial flutter | Diagnosis | ICD-10-CM |
| I49 | Other cardiac arrhythmias | Diagnosis | ICD-10-CM |
| I49.0 | Ventricular fibrillation and flutter | Diagnosis | ICD-10-CM |
| I49.01 | Ventricular fibrillation | Diagnosis | ICD-10-CM |
| I49.02 | Ventricular flutter | Diagnosis | ICD-10-CM |
| I49.1 | Atrial premature depolarization | Diagnosis | ICD-10-CM |
| I49.2 | Junctional premature depolarization | Diagnosis | ICD-10-CM |
| I49.3 | Ventricular premature depolarization | Diagnosis | ICD-10-CM |
| I49.4 | Other and unspecified premature depolarization | Diagnosis | ICD-10-CM |
| I49.40 | Unspecified premature depolarization | Diagnosis | ICD-10-CM |

Appendix C.1. List of RxNorm Concept Unique Identifier (RXCUI), Logical Observation Identifiers Names and Codes (LOINC), International Classification of Diseases, Tenth Revision, Clinical Modification (ICD-10-CM), International Classification of Diseases, Tenth Revision, Procedure Coding System (ICD-10-PCS), Healthcare Common Procedure Coding System (HCPCS), and Current Procedural Terminology (CPT) Codes Used to Define Baseline Characteristics for this Request

| Code | Description | Code Category | Code Type |
|-------------|--|----------------------|------------------|
| I49.49 | Other premature depolarization | Diagnosis | ICD-10-CM |
| I49.5 | Sick sinus syndrome | Diagnosis | ICD-10-CM |
| I49.8 | Other specified cardiac arrhythmias | Diagnosis | ICD-10-CM |
| I49.9 | Cardiac arrhythmia, unspecified | Diagnosis | ICD-10-CM |
| I50 | Heart failure | Diagnosis | ICD-10-CM |
| I50.1 | Left ventricular failure, unspecified | Diagnosis | ICD-10-CM |
| I50.2 | Systolic (congestive) heart failure | Diagnosis | ICD-10-CM |
| I50.20 | Unspecified systolic (congestive) heart failure | Diagnosis | ICD-10-CM |
| I50.21 | Acute systolic (congestive) heart failure | Diagnosis | ICD-10-CM |
| I50.22 | Chronic systolic (congestive) heart failure | Diagnosis | ICD-10-CM |
| I50.23 | Acute on chronic systolic (congestive) heart failure | Diagnosis | ICD-10-CM |
| I50.3 | Diastolic (congestive) heart failure | Diagnosis | ICD-10-CM |
| I50.30 | Unspecified diastolic (congestive) heart failure | Diagnosis | ICD-10-CM |
| I50.31 | Acute diastolic (congestive) heart failure | Diagnosis | ICD-10-CM |
| I50.32 | Chronic diastolic (congestive) heart failure | Diagnosis | ICD-10-CM |
| I50.33 | Acute on chronic diastolic (congestive) heart failure | Diagnosis | ICD-10-CM |
| I50.4 | Combined systolic (congestive) and diastolic (congestive) heart failure | Diagnosis | ICD-10-CM |
| I50.40 | Unspecified combined systolic (congestive) and diastolic (congestive) heart failure | Diagnosis | ICD-10-CM |
| I50.41 | Acute combined systolic (congestive) and diastolic (congestive) heart failure | Diagnosis | ICD-10-CM |
| I50.42 | Chronic combined systolic (congestive) and diastolic (congestive) heart failure | Diagnosis | ICD-10-CM |
| I50.43 | Acute on chronic combined systolic (congestive) and diastolic (congestive) heart failure | Diagnosis | ICD-10-CM |
| I50.8 | Other heart failure | Diagnosis | ICD-10-CM |
| I50.81 | Right heart failure | Diagnosis | ICD-10-CM |
| I50.810 | Right heart failure, unspecified | Diagnosis | ICD-10-CM |
| I50.811 | Acute right heart failure | Diagnosis | ICD-10-CM |
| I50.812 | Chronic right heart failure | Diagnosis | ICD-10-CM |
| I50.813 | Acute on chronic right heart failure | Diagnosis | ICD-10-CM |
| I50.814 | Right heart failure due to left heart failure | Diagnosis | ICD-10-CM |
| I50.82 | Biventricular heart failure | Diagnosis | ICD-10-CM |
| I50.83 | High output heart failure | Diagnosis | ICD-10-CM |
| I50.84 | End stage heart failure | Diagnosis | ICD-10-CM |
| I50.89 | Other heart failure | Diagnosis | ICD-10-CM |
| I50.9 | Heart failure, unspecified | Diagnosis | ICD-10-CM |
| I51 | Complications and ill-defined descriptions of heart disease | Diagnosis | ICD-10-CM |
| I51.0 | Cardiac septal defect, acquired | Diagnosis | ICD-10-CM |
| I51.1 | Rupture of chordae tendineae, not elsewhere classified | Diagnosis | ICD-10-CM |

Appendix C.1. List of RxNorm Concept Unique Identifier (RXCUI), Logical Observation Identifiers Names and Codes (LOINC), International Classification of Diseases, Tenth Revision, Clinical Modification (ICD-10-CM), International Classification of Diseases, Tenth Revision, Procedure Coding System (ICD-10-PCS), Healthcare Common Procedure Coding System (HCPCS), and Current Procedural Terminology (CPT) Codes Used to Define Baseline Characteristics for this Request

| Code | Description | Code Category | Code Type |
|-------------|---|----------------------|------------------|
| I51.2 | Rupture of papillary muscle, not elsewhere classified | Diagnosis | ICD-10-CM |
| I51.3 | Intracardiac thrombosis, not elsewhere classified | Diagnosis | ICD-10-CM |
| I51.4 | Myocarditis, unspecified | Diagnosis | ICD-10-CM |
| I51.5 | Myocardial degeneration | Diagnosis | ICD-10-CM |
| I51.7 | Cardiomegaly | Diagnosis | ICD-10-CM |
| I51.8 | Other ill-defined heart diseases | Diagnosis | ICD-10-CM |
| I51.81 | Takotsubo syndrome | Diagnosis | ICD-10-CM |
| I51.89 | Other ill-defined heart diseases | Diagnosis | ICD-10-CM |
| I51.9 | Heart disease, unspecified | Diagnosis | ICD-10-CM |
| I52 | Other heart disorders in diseases classified elsewhere | Diagnosis | ICD-10-CM |
| I70 | Atherosclerosis | Diagnosis | ICD-10-CM |
| I70.0 | Atherosclerosis of aorta | Diagnosis | ICD-10-CM |
| I70.1 | Atherosclerosis of renal artery | Diagnosis | ICD-10-CM |
| I70.2 | Atherosclerosis of native arteries of the extremities | Diagnosis | ICD-10-CM |
| I70.20 | Unspecified atherosclerosis of native arteries of extremities | Diagnosis | ICD-10-CM |
| I70.201 | Unspecified atherosclerosis of native arteries of extremities, right leg | Diagnosis | ICD-10-CM |
| I70.202 | Unspecified atherosclerosis of native arteries of extremities, left leg | Diagnosis | ICD-10-CM |
| I70.203 | Unspecified atherosclerosis of native arteries of extremities, bilateral legs | Diagnosis | ICD-10-CM |
| I70.208 | Unspecified atherosclerosis of native arteries of extremities, other extremity | Diagnosis | ICD-10-CM |
| I70.209 | Unspecified atherosclerosis of native arteries of extremities, unspecified extremity | Diagnosis | ICD-10-CM |
| I70.21 | Atherosclerosis of native arteries of extremities with intermittent claudication | Diagnosis | ICD-10-CM |
| I70.211 | Atherosclerosis of native arteries of extremities with intermittent claudication, right leg | Diagnosis | ICD-10-CM |
| I70.212 | Atherosclerosis of native arteries of extremities with intermittent claudication, left leg | Diagnosis | ICD-10-CM |
| I70.213 | Atherosclerosis of native arteries of extremities with intermittent claudication, bilateral legs | Diagnosis | ICD-10-CM |
| I70.218 | Atherosclerosis of native arteries of extremities with intermittent claudication, other extremity | Diagnosis | ICD-10-CM |
| I70.219 | Atherosclerosis of native arteries of extremities with intermittent claudication, unspecified extremity | Diagnosis | ICD-10-CM |
| I70.22 | Atherosclerosis of native arteries of extremities with rest pain | Diagnosis | ICD-10-CM |
| I70.221 | Atherosclerosis of native arteries of extremities with rest pain, right | Diagnosis | ICD-10-CM |
| I70.222 | Atherosclerosis of native arteries of extremities with rest pain, left leg | Diagnosis | ICD-10-CM |
| I70.223 | Atherosclerosis of native arteries of extremities with rest pain, bilateral legs | Diagnosis | ICD-10-CM |

Appendix C.1. List of RxNorm Concept Unique Identifier (RXCUI), Logical Observation Identifiers Names and Codes (LOINC), International Classification of Diseases, Tenth Revision, Clinical Modification (ICD-10-CM), International Classification of Diseases, Tenth Revision, Procedure Coding System (ICD-10-PCS), Healthcare Common Procedure Coding System (HCPCS), and Current Procedural Terminology (CPT) Codes Used to Define Baseline Characteristics for this Request

| Code | Description | Code Category | Code Type |
|-------------|--|----------------------|------------------|
| I70.228 | Atherosclerosis of native arteries of extremities with rest pain, other extremity | Diagnosis | ICD-10-CM |
| I70.229 | Atherosclerosis of native arteries of extremities with rest pain, unspecified extremity | Diagnosis | ICD-10-CM |
| I70.23 | Atherosclerosis of native arteries of right leg with ulceration | Diagnosis | ICD-10-CM |
| I70.231 | Atherosclerosis of native arteries of right leg with ulceration of thigh | Diagnosis | ICD-10-CM |
| I70.232 | Atherosclerosis of native arteries of right leg with ulceration of calf | Diagnosis | ICD-10-CM |
| I70.233 | Atherosclerosis of native arteries of right leg with ulceration of ankle | Diagnosis | ICD-10-CM |
| I70.234 | Atherosclerosis of native arteries of right leg with ulceration of heel and midfoot | Diagnosis | ICD-10-CM |
| I70.235 | Atherosclerosis of native arteries of right leg with ulceration of other part of foot | Diagnosis | ICD-10-CM |
| I70.238 | Atherosclerosis of native arteries of right leg with ulceration of other part of lower leg | Diagnosis | ICD-10-CM |
| I70.239 | Atherosclerosis of native arteries of right leg with ulceration of unspecified site | Diagnosis | ICD-10-CM |
| I70.24 | Atherosclerosis of native arteries of left leg with ulceration | Diagnosis | ICD-10-CM |
| I70.241 | Atherosclerosis of native arteries of left leg with ulceration of thigh | Diagnosis | ICD-10-CM |
| I70.242 | Atherosclerosis of native arteries of left leg with ulceration of calf | Diagnosis | ICD-10-CM |
| I70.243 | Atherosclerosis of native arteries of left leg with ulceration of ankle | Diagnosis | ICD-10-CM |
| I70.244 | Atherosclerosis of native arteries of left leg with ulceration of heel and midfoot | Diagnosis | ICD-10-CM |
| I70.245 | Atherosclerosis of native arteries of left leg with ulceration of other part of foot | Diagnosis | ICD-10-CM |
| I70.248 | Atherosclerosis of native arteries of left leg with ulceration of other part of lower leg | Diagnosis | ICD-10-CM |
| I70.249 | Atherosclerosis of native arteries of left leg with ulceration of unspecified site | Diagnosis | ICD-10-CM |
| I70.25 | Atherosclerosis of native arteries of other extremities with ulceration | Diagnosis | ICD-10-CM |
| I70.26 | Atherosclerosis of native arteries of extremities with gangrene | Diagnosis | ICD-10-CM |
| I70.261 | Atherosclerosis of native arteries of extremities with gangrene, right | Diagnosis | ICD-10-CM |
| I70.262 | Atherosclerosis of native arteries of extremities with gangrene, left | Diagnosis | ICD-10-CM |
| I70.263 | Atherosclerosis of native arteries of extremities with gangrene, bilateral legs | Diagnosis | ICD-10-CM |
| I70.268 | Atherosclerosis of native arteries of extremities with gangrene, other extremity | Diagnosis | ICD-10-CM |
| I70.269 | Atherosclerosis of native arteries of extremities with gangrene, unspecified extremity | Diagnosis | ICD-10-CM |
| I70.29 | Other atherosclerosis of native arteries of extremities | Diagnosis | ICD-10-CM |
| I70.291 | Other atherosclerosis of native arteries of extremities, right leg | Diagnosis | ICD-10-CM |

Appendix C.1. List of RxNorm Concept Unique Identifier (RXCUI), Logical Observation Identifiers Names and Codes (LOINC), International Classification of Diseases, Tenth Revision, Clinical Modification (ICD-10-CM), International Classification of Diseases, Tenth Revision, Procedure Coding System (ICD-10-PCS), Healthcare Common Procedure Coding System (HCPCS), and Current Procedural Terminology (CPT) Codes Used to Define Baseline Characteristics for this Request

| Code | Description | Code Category | Code Type |
|-------------|---|----------------------|------------------|
| I70.292 | Other atherosclerosis of native arteries of extremities, left leg | Diagnosis | ICD-10-CM |
| I70.293 | Other atherosclerosis of native arteries of extremities, bilateral legs | Diagnosis | ICD-10-CM |
| I70.298 | Other atherosclerosis of native arteries of extremities, other | Diagnosis | ICD-10-CM |
| I70.299 | Other atherosclerosis of native arteries of extremities, unspecified extremity | Diagnosis | ICD-10-CM |
| I70.3 | Atherosclerosis of unspecified type of bypass graft(s) of the | Diagnosis | ICD-10-CM |
| I70.30 | Unspecified atherosclerosis of unspecified type of bypass graft(s) of the extremities | Diagnosis | ICD-10-CM |
| I70.301 | Unspecified atherosclerosis of unspecified type of bypass graft(s) of the extremities, right leg | Diagnosis | ICD-10-CM |
| I70.302 | Unspecified atherosclerosis of unspecified type of bypass graft(s) of the extremities, left leg | Diagnosis | ICD-10-CM |
| I70.303 | Unspecified atherosclerosis of unspecified type of bypass graft(s) of the extremities, bilateral legs | Diagnosis | ICD-10-CM |
| I70.308 | Unspecified atherosclerosis of unspecified type of bypass graft(s) of the extremities, other extremity | Diagnosis | ICD-10-CM |
| I70.309 | Unspecified atherosclerosis of unspecified type of bypass graft(s) of the extremities, unspecified extremity | Diagnosis | ICD-10-CM |
| I70.31 | Atherosclerosis of unspecified type of bypass graft(s) of the extremities with intermittent claudication | Diagnosis | ICD-10-CM |
| I70.311 | Atherosclerosis of unspecified type of bypass graft(s) of the extremities with intermittent claudication, right leg | Diagnosis | ICD-10-CM |
| I70.312 | Atherosclerosis of unspecified type of bypass graft(s) of the extremities with intermittent claudication, left leg | Diagnosis | ICD-10-CM |
| I70.313 | Atherosclerosis of unspecified type of bypass graft(s) of the extremities with intermittent claudication, bilateral legs | Diagnosis | ICD-10-CM |
| I70.318 | Atherosclerosis of unspecified type of bypass graft(s) of the extremities with intermittent claudication, other extremity | Diagnosis | ICD-10-CM |
| I70.319 | Atherosclerosis of unspecified type of bypass graft(s) of the extremities with intermittent claudication, unspecified extremity | Diagnosis | ICD-10-CM |
| I70.32 | Atherosclerosis of unspecified type of bypass graft(s) of the extremities with rest pain | Diagnosis | ICD-10-CM |
| I70.321 | Atherosclerosis of unspecified type of bypass graft(s) of the extremities with rest pain, right leg | Diagnosis | ICD-10-CM |
| I70.322 | Atherosclerosis of unspecified type of bypass graft(s) of the extremities with rest pain, left leg | Diagnosis | ICD-10-CM |
| I70.323 | Atherosclerosis of unspecified type of bypass graft(s) of the extremities with rest pain, bilateral legs | Diagnosis | ICD-10-CM |
| I70.328 | Atherosclerosis of unspecified type of bypass graft(s) of the extremities with rest pain, other extremity | Diagnosis | ICD-10-CM |

Appendix C.1. List of RxNorm Concept Unique Identifier (RXCUI), Logical Observation Identifiers Names and Codes (LOINC), International Classification of Diseases, Tenth Revision, Clinical Modification (ICD-10-CM), International Classification of Diseases, Tenth Revision, Procedure Coding System (ICD-10-PCS), Healthcare Common Procedure Coding System (HCPCS), and Current Procedural Terminology (CPT) Codes Used to Define Baseline Characteristics for this Request

| Code | Description | Code Category | Code Type |
|-------------|--|----------------------|------------------|
| I70.329 | Atherosclerosis of unspecified type of bypass graft(s) of the extremities with rest pain, unspecified extremity | Diagnosis | ICD-10-CM |
| I70.33 | Atherosclerosis of unspecified type of bypass graft(s) of the right leg with ulceration | Diagnosis | ICD-10-CM |
| I70.331 | Atherosclerosis of unspecified type of bypass graft(s) of the right leg with ulceration of thigh | Diagnosis | ICD-10-CM |
| I70.332 | Atherosclerosis of unspecified type of bypass graft(s) of the right leg with ulceration of calf | Diagnosis | ICD-10-CM |
| I70.333 | Atherosclerosis of unspecified type of bypass graft(s) of the right leg with ulceration of ankle | Diagnosis | ICD-10-CM |
| I70.334 | Atherosclerosis of unspecified type of bypass graft(s) of the right leg with ulceration of heel and midfoot | Diagnosis | ICD-10-CM |
| I70.335 | Atherosclerosis of unspecified type of bypass graft(s) of the right leg with ulceration of other part of foot | Diagnosis | ICD-10-CM |
| I70.338 | Atherosclerosis of unspecified type of bypass graft(s) of the right leg with ulceration of other part of lower leg | Diagnosis | ICD-10-CM |
| I70.339 | Atherosclerosis of unspecified type of bypass graft(s) of the right leg with ulceration of unspecified site | Diagnosis | ICD-10-CM |
| I70.34 | Atherosclerosis of unspecified type of bypass graft(s) of the left leg with ulceration | Diagnosis | ICD-10-CM |
| I70.341 | Atherosclerosis of unspecified type of bypass graft(s) of the left leg with ulceration of thigh | Diagnosis | ICD-10-CM |
| I70.342 | Atherosclerosis of unspecified type of bypass graft(s) of the left leg with ulceration of calf | Diagnosis | ICD-10-CM |
| I70.343 | Atherosclerosis of unspecified type of bypass graft(s) of the left leg with ulceration of ankle | Diagnosis | ICD-10-CM |
| I70.344 | Atherosclerosis of unspecified type of bypass graft(s) of the left leg with ulceration of heel and midfoot | Diagnosis | ICD-10-CM |
| I70.345 | Atherosclerosis of unspecified type of bypass graft(s) of the left leg with ulceration of other part of foot | Diagnosis | ICD-10-CM |
| I70.348 | Atherosclerosis of unspecified type of bypass graft(s) of the left leg with ulceration of other part of lower leg | Diagnosis | ICD-10-CM |
| I70.349 | Atherosclerosis of unspecified type of bypass graft(s) of the left leg with ulceration of unspecified site | Diagnosis | ICD-10-CM |
| I70.35 | Atherosclerosis of unspecified type of bypass graft(s) of other extremity with ulceration | Diagnosis | ICD-10-CM |
| I70.36 | Atherosclerosis of unspecified type of bypass graft(s) of the extremities with gangrene | Diagnosis | ICD-10-CM |
| I70.361 | Atherosclerosis of unspecified type of bypass graft(s) of the extremities with gangrene, right leg | Diagnosis | ICD-10-CM |

Appendix C.1. List of RxNorm Concept Unique Identifier (RXCUI), Logical Observation Identifiers Names and Codes (LOINC), International Classification of Diseases, Tenth Revision, Clinical Modification (ICD-10-CM), International Classification of Diseases, Tenth Revision, Procedure Coding System (ICD-10-PCS), Healthcare Common Procedure Coding System (HCPCS), and Current Procedural Terminology (CPT) Codes Used to Define Baseline Characteristics for this Request

| Code | Description | Code Category | Code Type |
|-------------|---|----------------------|------------------|
| I70.362 | Atherosclerosis of unspecified type of bypass graft(s) of the extremities with gangrene, left leg | Diagnosis | ICD-10-CM |
| I70.363 | Atherosclerosis of unspecified type of bypass graft(s) of the extremities with gangrene, bilateral legs | Diagnosis | ICD-10-CM |
| I70.368 | Atherosclerosis of unspecified type of bypass graft(s) of the extremities with gangrene, other extremity | Diagnosis | ICD-10-CM |
| I70.369 | Atherosclerosis of unspecified type of bypass graft(s) of the extremities with gangrene, unspecified extremity | Diagnosis | ICD-10-CM |
| I70.39 | Other atherosclerosis of unspecified type of bypass graft(s) of the extremities | Diagnosis | ICD-10-CM |
| I70.391 | Other atherosclerosis of unspecified type of bypass graft(s) of the extremities, right leg | Diagnosis | ICD-10-CM |
| I70.392 | Other atherosclerosis of unspecified type of bypass graft(s) of the extremities, left leg | Diagnosis | ICD-10-CM |
| I70.393 | Other atherosclerosis of unspecified type of bypass graft(s) of the extremities, bilateral legs | Diagnosis | ICD-10-CM |
| I70.398 | Other atherosclerosis of unspecified type of bypass graft(s) of the extremities, other extremity | Diagnosis | ICD-10-CM |
| I70.399 | Other atherosclerosis of unspecified type of bypass graft(s) of the extremities, unspecified extremity | Diagnosis | ICD-10-CM |
| I70.4 | Atherosclerosis of autologous vein bypass graft(s) of the extremities | Diagnosis | ICD-10-CM |
| I70.40 | Unspecified atherosclerosis of autologous vein bypass graft(s) of the extremities | Diagnosis | ICD-10-CM |
| I70.401 | Unspecified atherosclerosis of autologous vein bypass graft(s) of the extremities, right leg | Diagnosis | ICD-10-CM |
| I70.402 | Unspecified atherosclerosis of autologous vein bypass graft(s) of the extremities, left leg | Diagnosis | ICD-10-CM |
| I70.403 | Unspecified atherosclerosis of autologous vein bypass graft(s) of the extremities, bilateral legs | Diagnosis | ICD-10-CM |
| I70.408 | Unspecified atherosclerosis of autologous vein bypass graft(s) of the extremities, other extremity | Diagnosis | ICD-10-CM |
| I70.409 | Unspecified atherosclerosis of autologous vein bypass graft(s) of the extremities, unspecified extremity | Diagnosis | ICD-10-CM |
| I70.41 | Atherosclerosis of autologous vein bypass graft(s) of the extremities with intermittent claudication | Diagnosis | ICD-10-CM |
| I70.411 | Atherosclerosis of autologous vein bypass graft(s) of the extremities with intermittent claudication, right leg | Diagnosis | ICD-10-CM |
| I70.412 | Atherosclerosis of autologous vein bypass graft(s) of the extremities with intermittent claudication, left leg | Diagnosis | ICD-10-CM |

Appendix C.1. List of RxNorm Concept Unique Identifier (RXCUI), Logical Observation Identifiers Names and Codes (LOINC), International Classification of Diseases, Tenth Revision, Clinical Modification (ICD-10-CM), International Classification of Diseases, Tenth Revision, Procedure Coding System (ICD-10-PCS), Healthcare Common Procedure Coding System (HCPCS), and Current Procedural Terminology (CPT) Codes Used to Define Baseline Characteristics for this Request

| Code | Description | Code Category | Code Type |
|-------------|---|----------------------|------------------|
| I70.413 | Atherosclerosis of autologous vein bypass graft(s) of the extremities with intermittent claudication, bilateral legs | Diagnosis | ICD-10-CM |
| I70.418 | Atherosclerosis of autologous vein bypass graft(s) of the extremities with intermittent claudication, other extremity | Diagnosis | ICD-10-CM |
| I70.419 | Atherosclerosis of autologous vein bypass graft(s) of the extremities with intermittent claudication, unspecified extremity | Diagnosis | ICD-10-CM |
| I70.42 | Atherosclerosis of autologous vein bypass graft(s) of the extremities with rest pain | Diagnosis | ICD-10-CM |
| I70.421 | Atherosclerosis of autologous vein bypass graft(s) of the extremities with rest pain, right leg | Diagnosis | ICD-10-CM |
| I70.422 | Atherosclerosis of autologous vein bypass graft(s) of the extremities with rest pain, left leg | Diagnosis | ICD-10-CM |
| I70.423 | Atherosclerosis of autologous vein bypass graft(s) of the extremities with rest pain, bilateral legs | Diagnosis | ICD-10-CM |
| I70.428 | Atherosclerosis of autologous vein bypass graft(s) of the extremities with rest pain, other extremity | Diagnosis | ICD-10-CM |
| I70.429 | Atherosclerosis of autologous vein bypass graft(s) of the extremities with rest pain, unspecified extremity | Diagnosis | ICD-10-CM |
| I70.43 | Atherosclerosis of autologous vein bypass graft(s) of the right leg with ulceration | Diagnosis | ICD-10-CM |
| I70.431 | Atherosclerosis of autologous vein bypass graft(s) of the right leg with ulceration of thigh | Diagnosis | ICD-10-CM |
| I70.432 | Atherosclerosis of autologous vein bypass graft(s) of the right leg with ulceration of calf | Diagnosis | ICD-10-CM |
| I70.433 | Atherosclerosis of autologous vein bypass graft(s) of the right leg with ulceration of ankle | Diagnosis | ICD-10-CM |
| I70.434 | Atherosclerosis of autologous vein bypass graft(s) of the right leg with ulceration of heel and midfoot | Diagnosis | ICD-10-CM |
| I70.435 | Atherosclerosis of autologous vein bypass graft(s) of the right leg with ulceration of other part of foot | Diagnosis | ICD-10-CM |
| I70.438 | Atherosclerosis of autologous vein bypass graft(s) of the right leg with ulceration of other part of lower leg | Diagnosis | ICD-10-CM |
| I70.439 | Atherosclerosis of autologous vein bypass graft(s) of the right leg with ulceration of unspecified site | Diagnosis | ICD-10-CM |
| I70.44 | Atherosclerosis of autologous vein bypass graft(s) of the left leg with ulceration | Diagnosis | ICD-10-CM |
| I70.441 | Atherosclerosis of autologous vein bypass graft(s) of the left leg with ulceration of thigh | Diagnosis | ICD-10-CM |
| I70.442 | Atherosclerosis of autologous vein bypass graft(s) of the left leg with ulceration of calf | Diagnosis | ICD-10-CM |

Appendix C.1. List of RxNorm Concept Unique Identifier (RXCUI), Logical Observation Identifiers Names and Codes (LOINC), International Classification of Diseases, Tenth Revision, Clinical Modification (ICD-10-CM), International Classification of Diseases, Tenth Revision, Procedure Coding System (ICD-10-PCS), Healthcare Common Procedure Coding System (HCPCS), and Current Procedural Terminology (CPT) Codes Used to Define Baseline Characteristics for this Request

| Code | Description | Code Category | Code Type |
|-------------|---|----------------------|------------------|
| I70.443 | Atherosclerosis of autologous vein bypass graft(s) of the left leg with ulceration of ankle | Diagnosis | ICD-10-CM |
| I70.444 | Atherosclerosis of autologous vein bypass graft(s) of the left leg with ulceration of heel and midfoot | Diagnosis | ICD-10-CM |
| I70.445 | Atherosclerosis of autologous vein bypass graft(s) of the left leg with ulceration of other part of foot | Diagnosis | ICD-10-CM |
| I70.448 | Atherosclerosis of autologous vein bypass graft(s) of the left leg with ulceration of other part of lower leg | Diagnosis | ICD-10-CM |
| I70.449 | Atherosclerosis of autologous vein bypass graft(s) of the left leg with ulceration of unspecified site | Diagnosis | ICD-10-CM |
| I70.45 | Atherosclerosis of autologous vein bypass graft(s) of other extremity with ulceration | Diagnosis | ICD-10-CM |
| I70.46 | Atherosclerosis of autologous vein bypass graft(s) of the extremities with gangrene | Diagnosis | ICD-10-CM |
| I70.461 | Atherosclerosis of autologous vein bypass graft(s) of the extremities with gangrene, right leg | Diagnosis | ICD-10-CM |
| I70.462 | Atherosclerosis of autologous vein bypass graft(s) of the extremities with gangrene, left leg | Diagnosis | ICD-10-CM |
| I70.463 | Atherosclerosis of autologous vein bypass graft(s) of the extremities with gangrene, bilateral legs | Diagnosis | ICD-10-CM |
| I70.468 | Atherosclerosis of autologous vein bypass graft(s) of the extremities with gangrene, other extremity | Diagnosis | ICD-10-CM |
| I70.469 | Atherosclerosis of autologous vein bypass graft(s) of the extremities with gangrene, unspecified extremity | Diagnosis | ICD-10-CM |
| I70.49 | Other atherosclerosis of autologous vein bypass graft(s) of the extremities | Diagnosis | ICD-10-CM |
| I70.491 | Other atherosclerosis of autologous vein bypass graft(s) of the extremities, right leg | Diagnosis | ICD-10-CM |
| I70.492 | Other atherosclerosis of autologous vein bypass graft(s) of the extremities, left leg | Diagnosis | ICD-10-CM |
| I70.493 | Other atherosclerosis of autologous vein bypass graft(s) of the extremities, bilateral legs | Diagnosis | ICD-10-CM |
| I70.498 | Other atherosclerosis of autologous vein bypass graft(s) of the extremities, other extremity | Diagnosis | ICD-10-CM |
| I70.499 | Other atherosclerosis of autologous vein bypass graft(s) of the extremities, unspecified extremity | Diagnosis | ICD-10-CM |
| I70.5 | Atherosclerosis of nonautologous biological bypass graft(s) of the extremities | Diagnosis | ICD-10-CM |
| I70.50 | Unspecified atherosclerosis of nonautologous biological bypass graft(s) of the extremities | Diagnosis | ICD-10-CM |

Appendix C.1. List of RxNorm Concept Unique Identifier (RXCUI), Logical Observation Identifiers Names and Codes (LOINC), International Classification of Diseases, Tenth Revision, Clinical Modification (ICD-10-CM), International Classification of Diseases, Tenth Revision, Procedure Coding System (ICD-10-PCS), Healthcare Common Procedure Coding System (HCPCS), and Current Procedural Terminology (CPT) Codes Used to Define Baseline Characteristics for this Request

| Code | Description | Code Category | Code Type |
|-------------|--|----------------------|------------------|
| I70.501 | Unspecified atherosclerosis of nonautologous biological bypass graft(s) of the extremities, right leg | Diagnosis | ICD-10-CM |
| I70.502 | Unspecified atherosclerosis of nonautologous biological bypass graft(s) of the extremities, left leg | Diagnosis | ICD-10-CM |
| I70.503 | Unspecified atherosclerosis of nonautologous biological bypass graft(s) of the extremities, bilateral legs | Diagnosis | ICD-10-CM |
| I70.508 | Unspecified atherosclerosis of nonautologous biological bypass graft(s) of the extremities, other extremity | Diagnosis | ICD-10-CM |
| I70.509 | Unspecified atherosclerosis of nonautologous biological bypass graft(s) of the extremities, unspecified extremity | Diagnosis | ICD-10-CM |
| I70.51 | Atherosclerosis of nonautologous biological bypass graft(s) of the extremities intermittent claudication | Diagnosis | ICD-10-CM |
| I70.511 | Atherosclerosis of nonautologous biological bypass graft(s) of the extremities with intermittent claudication, right leg | Diagnosis | ICD-10-CM |
| I70.512 | Atherosclerosis of nonautologous biological bypass graft(s) of the extremities with intermittent claudication, left leg | Diagnosis | ICD-10-CM |
| I70.513 | Atherosclerosis of nonautologous biological bypass graft(s) of the extremities with intermittent claudication, bilateral legs | Diagnosis | ICD-10-CM |
| I70.518 | Atherosclerosis of nonautologous biological bypass graft(s) of the extremities with intermittent claudication, other extremity | Diagnosis | ICD-10-CM |
| I70.519 | Atherosclerosis of nonautologous biological bypass graft(s) of the extremities with intermittent claudication, unspecified extremity | Diagnosis | ICD-10-CM |
| I70.52 | Atherosclerosis of nonautologous biological bypass graft(s) of the extremities with rest pain | Diagnosis | ICD-10-CM |
| I70.521 | Atherosclerosis of nonautologous biological bypass graft(s) of the extremities with rest pain, right leg | Diagnosis | ICD-10-CM |
| I70.522 | Atherosclerosis of nonautologous biological bypass graft(s) of the extremities with rest pain, left leg | Diagnosis | ICD-10-CM |
| I70.523 | Atherosclerosis of nonautologous biological bypass graft(s) of the extremities with rest pain, bilateral legs | Diagnosis | ICD-10-CM |
| I70.528 | Atherosclerosis of nonautologous biological bypass graft(s) of the extremities with rest pain, other extremity | Diagnosis | ICD-10-CM |
| I70.529 | Atherosclerosis of nonautologous biological bypass graft(s) of the extremities with rest pain, unspecified extremity | Diagnosis | ICD-10-CM |
| I70.53 | Atherosclerosis of nonautologous biological bypass graft(s) of the right leg with ulceration | Diagnosis | ICD-10-CM |
| I70.531 | Atherosclerosis of nonautologous biological bypass graft(s) of the right leg with ulceration of thigh | Diagnosis | ICD-10-CM |
| I70.532 | Atherosclerosis of nonautologous biological bypass graft(s) of the right leg with ulceration of calf | Diagnosis | ICD-10-CM |

Appendix C.1. List of RxNorm Concept Unique Identifier (RXCUI), Logical Observation Identifiers Names and Codes (LOINC), International Classification of Diseases, Tenth Revision, Clinical Modification (ICD-10-CM), International Classification of Diseases, Tenth Revision, Procedure Coding System (ICD-10-PCS), Healthcare Common Procedure Coding System (HCPCS), and Current Procedural Terminology (CPT) Codes Used to Define Baseline Characteristics for this Request

| Code | Description | Code Category | Code Type |
|-------------|---|----------------------|------------------|
| I70.533 | Atherosclerosis of nonautologous biological bypass graft(s) of the right leg with ulceration of ankle | Diagnosis | ICD-10-CM |
| I70.534 | Atherosclerosis of nonautologous biological bypass graft(s) of the right leg with ulceration of heel and midfoot | Diagnosis | ICD-10-CM |
| I70.535 | Atherosclerosis of nonautologous biological bypass graft(s) of the right leg with ulceration of other part of foot | Diagnosis | ICD-10-CM |
| I70.538 | Atherosclerosis of nonautologous biological bypass graft(s) of the right leg with ulceration of other part of lower leg | Diagnosis | ICD-10-CM |
| I70.539 | Atherosclerosis of nonautologous biological bypass graft(s) of the right leg with ulceration of unspecified site | Diagnosis | ICD-10-CM |
| I70.54 | Atherosclerosis of nonautologous biological bypass graft(s) of the left leg with ulceration | Diagnosis | ICD-10-CM |
| I70.541 | Atherosclerosis of nonautologous biological bypass graft(s) of the left leg with ulceration of thigh | Diagnosis | ICD-10-CM |
| I70.542 | Atherosclerosis of nonautologous biological bypass graft(s) of the left leg with ulceration of calf | Diagnosis | ICD-10-CM |
| I70.543 | Atherosclerosis of nonautologous biological bypass graft(s) of the left leg with ulceration of ankle | Diagnosis | ICD-10-CM |
| I70.544 | Atherosclerosis of nonautologous biological bypass graft(s) of the left leg with ulceration of heel and midfoot | Diagnosis | ICD-10-CM |
| I70.545 | Atherosclerosis of nonautologous biological bypass graft(s) of the left leg with ulceration of other part of foot | Diagnosis | ICD-10-CM |
| I70.548 | Atherosclerosis of nonautologous biological bypass graft(s) of the left leg with ulceration of other part of lower leg | Diagnosis | ICD-10-CM |
| I70.549 | Atherosclerosis of nonautologous biological bypass graft(s) of the left leg with ulceration of unspecified site | Diagnosis | ICD-10-CM |
| I70.55 | Atherosclerosis of nonautologous biological bypass graft(s) of other extremity with ulceration | Diagnosis | ICD-10-CM |
| I70.56 | Atherosclerosis of nonautologous biological bypass graft(s) of the extremities with gangrene | Diagnosis | ICD-10-CM |
| I70.561 | Atherosclerosis of nonautologous biological bypass graft(s) of the extremities with gangrene, right leg | Diagnosis | ICD-10-CM |
| I70.562 | Atherosclerosis of nonautologous biological bypass graft(s) of the extremities with gangrene, left leg | Diagnosis | ICD-10-CM |
| I70.563 | Atherosclerosis of nonautologous biological bypass graft(s) of the extremities with gangrene, bilateral legs | Diagnosis | ICD-10-CM |
| I70.568 | Atherosclerosis of nonautologous biological bypass graft(s) of the extremities with gangrene, other extremity | Diagnosis | ICD-10-CM |
| I70.569 | Atherosclerosis of nonautologous biological bypass graft(s) of the extremities with gangrene, unspecified extremity | Diagnosis | ICD-10-CM |

Appendix C.1. List of RxNorm Concept Unique Identifier (RXCUI), Logical Observation Identifiers Names and Codes (LOINC), International Classification of Diseases, Tenth Revision, Clinical Modification (ICD-10-CM), International Classification of Diseases, Tenth Revision, Procedure Coding System (ICD-10-PCS), Healthcare Common Procedure Coding System (HCPCS), and Current Procedural Terminology (CPT) Codes Used to Define Baseline Characteristics for this Request

| Code | Description | Code Category | Code Type |
|-------------|---|----------------------|------------------|
| I70.59 | Other atherosclerosis of nonautologous biological bypass graft(s) of the extremities | Diagnosis | ICD-10-CM |
| I70.591 | Other atherosclerosis of nonautologous biological bypass graft(s) of the extremities, right leg | Diagnosis | ICD-10-CM |
| I70.592 | Other atherosclerosis of nonautologous biological bypass graft(s) of the extremities, left leg | Diagnosis | ICD-10-CM |
| I70.593 | Other atherosclerosis of nonautologous biological bypass graft(s) of the extremities, bilateral legs | Diagnosis | ICD-10-CM |
| I70.598 | Other atherosclerosis of nonautologous biological bypass graft(s) of the extremities, other extremity | Diagnosis | ICD-10-CM |
| I70.599 | Other atherosclerosis of nonautologous biological bypass graft(s) of the extremities, unspecified extremity | Diagnosis | ICD-10-CM |
| I70.6 | Atherosclerosis of nonbiological bypass graft(s) of the extremities | Diagnosis | ICD-10-CM |
| I70.60 | Unspecified atherosclerosis of nonbiological bypass graft(s) of the extremities | Diagnosis | ICD-10-CM |
| I70.601 | Unspecified atherosclerosis of nonbiological bypass graft(s) of the extremities, right leg | Diagnosis | ICD-10-CM |
| I70.602 | Unspecified atherosclerosis of nonbiological bypass graft(s) of the extremities, left leg | Diagnosis | ICD-10-CM |
| I70.603 | Unspecified atherosclerosis of nonbiological bypass graft(s) of the extremities, bilateral legs | Diagnosis | ICD-10-CM |
| I70.608 | Unspecified atherosclerosis of nonbiological bypass graft(s) of the extremities, other extremity | Diagnosis | ICD-10-CM |
| I70.609 | Unspecified atherosclerosis of nonbiological bypass graft(s) of the extremities, unspecified extremity | Diagnosis | ICD-10-CM |
| I70.61 | Atherosclerosis of nonbiological bypass graft(s) of the extremities with intermittent claudication | Diagnosis | ICD-10-CM |
| I70.611 | Atherosclerosis of nonbiological bypass graft(s) of the extremities with intermittent claudication, right leg | Diagnosis | ICD-10-CM |
| I70.612 | Atherosclerosis of nonbiological bypass graft(s) of the extremities with intermittent claudication, left leg | Diagnosis | ICD-10-CM |
| I70.613 | Atherosclerosis of nonbiological bypass graft(s) of the extremities with intermittent claudication, bilateral legs | Diagnosis | ICD-10-CM |
| I70.618 | Atherosclerosis of nonbiological bypass graft(s) of the extremities with intermittent claudication, other extremity | Diagnosis | ICD-10-CM |
| I70.619 | Atherosclerosis of nonbiological bypass graft(s) of the extremities with intermittent claudication, unspecified extremity | Diagnosis | ICD-10-CM |
| I70.62 | Atherosclerosis of nonbiological bypass graft(s) of the extremities with rest pain | Diagnosis | ICD-10-CM |

Appendix C.1. List of RxNorm Concept Unique Identifier (RXCUI), Logical Observation Identifiers Names and Codes (LOINC), International Classification of Diseases, Tenth Revision, Clinical Modification (ICD-10-CM), International Classification of Diseases, Tenth Revision, Procedure Coding System (ICD-10-PCS), Healthcare Common Procedure Coding System (HCPCS), and Current Procedural Terminology (CPT) Codes Used to Define Baseline Characteristics for this Request

| Code | Description | Code Category | Code Type |
|-------------|--|----------------------|------------------|
| I70.621 | Atherosclerosis of nonbiological bypass graft(s) of the extremities with rest pain, right leg | Diagnosis | ICD-10-CM |
| I70.622 | Atherosclerosis of nonbiological bypass graft(s) of the extremities with rest pain, left leg | Diagnosis | ICD-10-CM |
| I70.623 | Atherosclerosis of nonbiological bypass graft(s) of the extremities with rest pain, bilateral legs | Diagnosis | ICD-10-CM |
| I70.628 | Atherosclerosis of nonbiological bypass graft(s) of the extremities with rest pain, other extremity | Diagnosis | ICD-10-CM |
| I70.629 | Atherosclerosis of nonbiological bypass graft(s) of the extremities with rest pain, unspecified extremity | Diagnosis | ICD-10-CM |
| I70.63 | Atherosclerosis of nonbiological bypass graft(s) of the right leg with ulceration | Diagnosis | ICD-10-CM |
| I70.631 | Atherosclerosis of nonbiological bypass graft(s) of the right leg with ulceration of thigh | Diagnosis | ICD-10-CM |
| I70.632 | Atherosclerosis of nonbiological bypass graft(s) of the right leg with ulceration of calf | Diagnosis | ICD-10-CM |
| I70.633 | Atherosclerosis of nonbiological bypass graft(s) of the right leg with ulceration of ankle | Diagnosis | ICD-10-CM |
| I70.634 | Atherosclerosis of nonbiological bypass graft(s) of the right leg with ulceration of heel and midfoot | Diagnosis | ICD-10-CM |
| I70.635 | Atherosclerosis of nonbiological bypass graft(s) of the right leg with ulceration of other part of foot | Diagnosis | ICD-10-CM |
| I70.638 | Atherosclerosis of nonbiological bypass graft(s) of the right leg with ulceration of other part of lower leg | Diagnosis | ICD-10-CM |
| I70.639 | Atherosclerosis of nonbiological bypass graft(s) of the right leg with ulceration of unspecified site | Diagnosis | ICD-10-CM |
| I70.64 | Atherosclerosis of nonbiological bypass graft(s) of the left leg with ulceration | Diagnosis | ICD-10-CM |
| I70.641 | Atherosclerosis of nonbiological bypass graft(s) of the left leg with ulceration of thigh | Diagnosis | ICD-10-CM |
| I70.642 | Atherosclerosis of nonbiological bypass graft(s) of the left leg with ulceration of calf | Diagnosis | ICD-10-CM |
| I70.643 | Atherosclerosis of nonbiological bypass graft(s) of the left leg with ulceration of ankle | Diagnosis | ICD-10-CM |
| I70.644 | Atherosclerosis of nonbiological bypass graft(s) of the left leg with ulceration of heel and midfoot | Diagnosis | ICD-10-CM |
| I70.645 | Atherosclerosis of nonbiological bypass graft(s) of the left leg with ulceration of other part of foot | Diagnosis | ICD-10-CM |
| I70.648 | Atherosclerosis of nonbiological bypass graft(s) of the left leg with ulceration of other part of lower leg | Diagnosis | ICD-10-CM |

Appendix C.1. List of RxNorm Concept Unique Identifier (RXCUI), Logical Observation Identifiers Names and Codes (LOINC), International Classification of Diseases, Tenth Revision, Clinical Modification (ICD-10-CM), International Classification of Diseases, Tenth Revision, Procedure Coding System (ICD-10-PCS), Healthcare Common Procedure Coding System (HCPCS), and Current Procedural Terminology (CPT) Codes Used to Define Baseline Characteristics for this Request

| Code | Description | Code Category | Code Type |
|-------------|--|----------------------|------------------|
| I70.649 | Atherosclerosis of nonbiological bypass graft(s) of the left leg with ulceration of unspecified site | Diagnosis | ICD-10-CM |
| I70.65 | Atherosclerosis of nonbiological bypass graft(s) of other extremity with ulceration | Diagnosis | ICD-10-CM |
| I70.66 | Atherosclerosis of nonbiological bypass graft(s) of the extremities with gangrene | Diagnosis | ICD-10-CM |
| I70.661 | Atherosclerosis of nonbiological bypass graft(s) of the extremities with gangrene, right leg | Diagnosis | ICD-10-CM |
| I70.662 | Atherosclerosis of nonbiological bypass graft(s) of the extremities with gangrene, left leg | Diagnosis | ICD-10-CM |
| I70.663 | Atherosclerosis of nonbiological bypass graft(s) of the extremities with gangrene, bilateral legs | Diagnosis | ICD-10-CM |
| I70.668 | Atherosclerosis of nonbiological bypass graft(s) of the extremities with gangrene, other extremity | Diagnosis | ICD-10-CM |
| I70.669 | Atherosclerosis of nonbiological bypass graft(s) of the extremities with gangrene, unspecified extremity | Diagnosis | ICD-10-CM |
| I70.69 | Other atherosclerosis of nonbiological bypass graft(s) of the | Diagnosis | ICD-10-CM |
| I70.691 | Other atherosclerosis of nonbiological bypass graft(s) of the extremities, right leg | Diagnosis | ICD-10-CM |
| I70.692 | Other atherosclerosis of nonbiological bypass graft(s) of the extremities, left leg | Diagnosis | ICD-10-CM |
| I70.693 | Other atherosclerosis of nonbiological bypass graft(s) of the extremities, bilateral legs | Diagnosis | ICD-10-CM |
| I70.698 | Other atherosclerosis of nonbiological bypass graft(s) of the extremities, other extremity | Diagnosis | ICD-10-CM |
| I70.699 | Other atherosclerosis of nonbiological bypass graft(s) of the extremities, unspecified extremity | Diagnosis | ICD-10-CM |
| I70.7 | Atherosclerosis of other type of bypass graft(s) of the extremities | Diagnosis | ICD-10-CM |
| I70.70 | Unspecified atherosclerosis of other type of bypass graft(s) of the extremities | Diagnosis | ICD-10-CM |
| I70.701 | Unspecified atherosclerosis of other type of bypass graft(s) of the extremities, right leg | Diagnosis | ICD-10-CM |
| I70.702 | Unspecified atherosclerosis of other type of bypass graft(s) of the extremities, left leg | Diagnosis | ICD-10-CM |
| I70.703 | Unspecified atherosclerosis of other type of bypass graft(s) of the extremities, bilateral legs | Diagnosis | ICD-10-CM |
| I70.708 | Unspecified atherosclerosis of other type of bypass graft(s) of the extremities, other extremity | Diagnosis | ICD-10-CM |
| I70.709 | Unspecified atherosclerosis of other type of bypass graft(s) of the extremities, unspecified extremity | Diagnosis | ICD-10-CM |

Appendix C.1. List of RxNorm Concept Unique Identifier (RXCUI), Logical Observation Identifiers Names and Codes (LOINC), International Classification of Diseases, Tenth Revision, Clinical Modification (ICD-10-CM), International Classification of Diseases, Tenth Revision, Procedure Coding System (ICD-10-PCS), Healthcare Common Procedure Coding System (HCPCS), and Current Procedural Terminology (CPT) Codes Used to Define Baseline Characteristics for this Request

| Code | Description | Code Category | Code Type |
|-------------|---|----------------------|------------------|
| I70.71 | Atherosclerosis of other type of bypass graft(s) of the extremities with intermittent claudication | Diagnosis | ICD-10-CM |
| I70.711 | Atherosclerosis of other type of bypass graft(s) of the extremities with intermittent claudication, right leg | Diagnosis | ICD-10-CM |
| I70.712 | Atherosclerosis of other type of bypass graft(s) of the extremities with intermittent claudication, left leg | Diagnosis | ICD-10-CM |
| I70.713 | Atherosclerosis of other type of bypass graft(s) of the extremities with intermittent claudication, bilateral legs | Diagnosis | ICD-10-CM |
| I70.718 | Atherosclerosis of other type of bypass graft(s) of the extremities with intermittent claudication, other extremity | Diagnosis | ICD-10-CM |
| I70.719 | Atherosclerosis of other type of bypass graft(s) of the extremities with intermittent claudication, unspecified extremity | Diagnosis | ICD-10-CM |
| I70.72 | Atherosclerosis of other type of bypass graft(s) of the extremities with rest pain | Diagnosis | ICD-10-CM |
| I70.721 | Atherosclerosis of other type of bypass graft(s) of the extremities with rest pain, right leg | Diagnosis | ICD-10-CM |
| I70.722 | Atherosclerosis of other type of bypass graft(s) of the extremities with rest pain, left leg | Diagnosis | ICD-10-CM |
| I70.723 | Atherosclerosis of other type of bypass graft(s) of the extremities with rest pain, bilateral legs | Diagnosis | ICD-10-CM |
| I70.728 | Atherosclerosis of other type of bypass graft(s) of the extremities with rest pain, other extremity | Diagnosis | ICD-10-CM |
| I70.729 | Atherosclerosis of other type of bypass graft(s) of the extremities with rest pain, unspecified extremity | Diagnosis | ICD-10-CM |
| I70.73 | Atherosclerosis of other type of bypass graft(s) of the right leg with ulceration | Diagnosis | ICD-10-CM |
| I70.731 | Atherosclerosis of other type of bypass graft(s) of the right leg with ulceration of thigh | Diagnosis | ICD-10-CM |
| I70.732 | Atherosclerosis of other type of bypass graft(s) of the right leg with ulceration of calf | Diagnosis | ICD-10-CM |
| I70.733 | Atherosclerosis of other type of bypass graft(s) of the right leg with ulceration of ankle | Diagnosis | ICD-10-CM |
| I70.734 | Atherosclerosis of other type of bypass graft(s) of the right leg with ulceration of heel and midfoot | Diagnosis | ICD-10-CM |
| I70.735 | Atherosclerosis of other type of bypass graft(s) of the right leg with ulceration of other part of foot | Diagnosis | ICD-10-CM |
| I70.738 | Atherosclerosis of other type of bypass graft(s) of the right leg with ulceration of other part of lower leg | Diagnosis | ICD-10-CM |
| I70.739 | Atherosclerosis of other type of bypass graft(s) of the right leg with ulceration of unspecified site | Diagnosis | ICD-10-CM |

Appendix C.1. List of RxNorm Concept Unique Identifier (RXCUI), Logical Observation Identifiers Names and Codes (LOINC), International Classification of Diseases, Tenth Revision, Clinical Modification (ICD-10-CM), International Classification of Diseases, Tenth Revision, Procedure Coding System (ICD-10-PCS), Healthcare Common Procedure Coding System (HCPCS), and Current Procedural Terminology (CPT) Codes Used to Define Baseline Characteristics for this Request

| Code | Description | Code Category | Code Type |
|-------------|---|----------------------|------------------|
| I70.74 | Atherosclerosis of other type of bypass graft(s) of the left leg with ulceration | Diagnosis | ICD-10-CM |
| I70.741 | Atherosclerosis of other type of bypass graft(s) of the left leg with ulceration of thigh | Diagnosis | ICD-10-CM |
| I70.742 | Atherosclerosis of other type of bypass graft(s) of the left leg with ulceration of calf | Diagnosis | ICD-10-CM |
| I70.743 | Atherosclerosis of other type of bypass graft(s) of the left leg with ulceration of ankle | Diagnosis | ICD-10-CM |
| I70.744 | Atherosclerosis of other type of bypass graft(s) of the left leg with ulceration of heel and midfoot | Diagnosis | ICD-10-CM |
| I70.745 | Atherosclerosis of other type of bypass graft(s) of the left leg with ulceration of other part of foot | Diagnosis | ICD-10-CM |
| I70.748 | Atherosclerosis of other type of bypass graft(s) of the left leg with ulceration of other part of lower leg | Diagnosis | ICD-10-CM |
| I70.749 | Atherosclerosis of other type of bypass graft(s) of the left leg with ulceration of unspecified site | Diagnosis | ICD-10-CM |
| I70.75 | Atherosclerosis of other type of bypass graft(s) of other extremity with ulceration | Diagnosis | ICD-10-CM |
| I70.76 | Atherosclerosis of other type of bypass graft(s) of the extremities with gangrene | Diagnosis | ICD-10-CM |
| I70.761 | Atherosclerosis of other type of bypass graft(s) of the extremities with gangrene, right leg | Diagnosis | ICD-10-CM |
| I70.762 | Atherosclerosis of other type of bypass graft(s) of the extremities with gangrene, left leg | Diagnosis | ICD-10-CM |
| I70.763 | Atherosclerosis of other type of bypass graft(s) of the extremities with gangrene, bilateral legs | Diagnosis | ICD-10-CM |
| I70.768 | Atherosclerosis of other type of bypass graft(s) of the extremities with gangrene, other extremity | Diagnosis | ICD-10-CM |
| I70.769 | Atherosclerosis of other type of bypass graft(s) of the extremities with gangrene, unspecified extremity | Diagnosis | ICD-10-CM |
| I70.79 | Other atherosclerosis of other type of bypass graft(s) of the | Diagnosis | ICD-10-CM |
| I70.791 | Other atherosclerosis of other type of bypass graft(s) of the extremities, right leg | Diagnosis | ICD-10-CM |
| I70.792 | Other atherosclerosis of other type of bypass graft(s) of the extremities, left leg | Diagnosis | ICD-10-CM |
| I70.793 | Other atherosclerosis of other type of bypass graft(s) of the extremities, bilateral legs | Diagnosis | ICD-10-CM |
| I70.798 | Other atherosclerosis of other type of bypass graft(s) of the extremities, other extremity | Diagnosis | ICD-10-CM |

Appendix C.1. List of RxNorm Concept Unique Identifier (RXCUI), Logical Observation Identifiers Names and Codes (LOINC), International Classification of Diseases, Tenth Revision, Clinical Modification (ICD-10-CM), International Classification of Diseases, Tenth Revision, Procedure Coding System (ICD-10-PCS), Healthcare Common Procedure Coding System (HCPCS), and Current Procedural Terminology (CPT) Codes Used to Define Baseline Characteristics for this Request

| Code | Description | Code Category | Code Type |
|-------------|--|----------------------|------------------|
| I70.799 | Other atherosclerosis of other type of bypass graft(s) of the extremities, unspecified extremity | Diagnosis | ICD-10-CM |
| I70.8 | Atherosclerosis of other arteries | Diagnosis | ICD-10-CM |
| I70.9 | Other and unspecified atherosclerosis | Diagnosis | ICD-10-CM |
| I70.90 | Unspecified atherosclerosis | Diagnosis | ICD-10-CM |
| I70.91 | Generalized atherosclerosis | Diagnosis | ICD-10-CM |
| I70.92 | Chronic total occlusion of artery of the extremities | Diagnosis | ICD-10-CM |
| I71 | Aortic aneurysm and dissection | Diagnosis | ICD-10-CM |
| I71.0 | Dissection of aorta | Diagnosis | ICD-10-CM |
| I71.00 | Dissection of unspecified site of aorta | Diagnosis | ICD-10-CM |
| I71.01 | Dissection of thoracic aorta | Diagnosis | ICD-10-CM |
| I71.02 | Dissection of abdominal aorta | Diagnosis | ICD-10-CM |
| I71.03 | Dissection of thoracoabdominal aorta | Diagnosis | ICD-10-CM |
| I71.1 | Thoracic aortic aneurysm, ruptured | Diagnosis | ICD-10-CM |
| I71.2 | Thoracic aortic aneurysm, without rupture | Diagnosis | ICD-10-CM |
| I71.3 | Abdominal aortic aneurysm, ruptured | Diagnosis | ICD-10-CM |
| I71.4 | Abdominal aortic aneurysm, without rupture | Diagnosis | ICD-10-CM |
| I71.5 | Thoracoabdominal aortic aneurysm, ruptured | Diagnosis | ICD-10-CM |
| I71.6 | Thoracoabdominal aortic aneurysm, without rupture | Diagnosis | ICD-10-CM |
| I71.8 | Aortic aneurysm of unspecified site, ruptured | Diagnosis | ICD-10-CM |
| I71.9 | Aortic aneurysm of unspecified site, without rupture | Diagnosis | ICD-10-CM |
| I72 | Other aneurysm | Diagnosis | ICD-10-CM |
| I72.0 | Aneurysm of carotid artery | Diagnosis | ICD-10-CM |
| I72.1 | Aneurysm of artery of upper extremity | Diagnosis | ICD-10-CM |
| I72.2 | Aneurysm of renal artery | Diagnosis | ICD-10-CM |
| I72.3 | Aneurysm of iliac artery | Diagnosis | ICD-10-CM |
| I72.4 | Aneurysm of artery of lower extremity | Diagnosis | ICD-10-CM |
| I72.5 | Aneurysm of other precerebral arteries | Diagnosis | ICD-10-CM |
| I72.6 | Aneurysm of vertebral artery | Diagnosis | ICD-10-CM |
| I72.8 | Aneurysm of other specified arteries | Diagnosis | ICD-10-CM |
| I72.9 | Aneurysm of unspecified site | Diagnosis | ICD-10-CM |
| I73 | Other peripheral Cardiovascular Diseases | Diagnosis | ICD-10-CM |
| I73.0 | Raynaud's syndrome | Diagnosis | ICD-10-CM |
| I73.00 | Raynaud's syndrome without gangrene | Diagnosis | ICD-10-CM |
| I73.01 | Raynaud's syndrome with gangrene | Diagnosis | ICD-10-CM |
| I73.1 | Thromboangiitis obliterans [Buerger's disease] | Diagnosis | ICD-10-CM |
| I73.8 | Other specified peripheral Cardiovascular Diseases | Diagnosis | ICD-10-CM |
| I73.81 | Erythromelalgia | Diagnosis | ICD-10-CM |
| I73.89 | Other specified peripheral Cardiovascular Diseases | Diagnosis | ICD-10-CM |
| I73.9 | Peripheral Cardiovascular Disease, unspecified | Diagnosis | ICD-10-CM |

Appendix C.1. List of RxNorm Concept Unique Identifier (RXCUI), Logical Observation Identifiers Names and Codes (LOINC), International Classification of Diseases, Tenth Revision, Clinical Modification (ICD-10-CM), International Classification of Diseases, Tenth Revision, Procedure Coding System (ICD-10-PCS), Healthcare Common Procedure Coding System (HCPCS), and Current Procedural Terminology (CPT) Codes Used to Define Baseline Characteristics for this Request

| Code | Description | Code Category | Code Type |
|-------------|---|----------------------|------------------|
| I74 | Arterial embolism and thrombosis | Diagnosis | ICD-10-CM |
| I74.0 | Embolism and thrombosis of abdominal aorta | Diagnosis | ICD-10-CM |
| I74.01 | Saddle embolus of abdominal aorta | Diagnosis | ICD-10-CM |
| I74.09 | Other arterial embolism and thrombosis of abdominal aorta | Diagnosis | ICD-10-CM |
| I74.1 | Embolism and thrombosis of other and unspecified parts of aorta | Diagnosis | ICD-10-CM |
| I74.10 | Embolism and thrombosis of unspecified parts of aorta | Diagnosis | ICD-10-CM |
| I74.11 | Embolism and thrombosis of thoracic aorta | Diagnosis | ICD-10-CM |
| I74.19 | Embolism and thrombosis of other parts of aorta | Diagnosis | ICD-10-CM |
| I74.2 | Embolism and thrombosis of arteries of the upper extremities | Diagnosis | ICD-10-CM |
| I74.3 | Embolism and thrombosis of arteries of the lower extremities | Diagnosis | ICD-10-CM |
| I74.4 | Embolism and thrombosis of arteries of extremities, unspecified | Diagnosis | ICD-10-CM |
| I74.5 | Embolism and thrombosis of iliac artery | Diagnosis | ICD-10-CM |
| I74.8 | Embolism and thrombosis of other arteries | Diagnosis | ICD-10-CM |
| I74.9 | Embolism and thrombosis of unspecified artery | Diagnosis | ICD-10-CM |
| I75 | Atheroembolism | Diagnosis | ICD-10-CM |
| I75.0 | Atheroembolism of extremities | Diagnosis | ICD-10-CM |
| I75.01 | Atheroembolism of upper extremity | Diagnosis | ICD-10-CM |
| I75.011 | Atheroembolism of right upper extremity | Diagnosis | ICD-10-CM |
| I75.012 | Atheroembolism of left upper extremity | Diagnosis | ICD-10-CM |
| I75.013 | Atheroembolism of bilateral upper extremities | Diagnosis | ICD-10-CM |
| I75.019 | Atheroembolism of unspecified upper extremity | Diagnosis | ICD-10-CM |
| I75.02 | Atheroembolism of lower extremity | Diagnosis | ICD-10-CM |
| I75.021 | Atheroembolism of right lower extremity | Diagnosis | ICD-10-CM |
| I75.022 | Atheroembolism of left lower extremity | Diagnosis | ICD-10-CM |
| I75.023 | Atheroembolism of bilateral lower extremities | Diagnosis | ICD-10-CM |
| I75.029 | Atheroembolism of unspecified lower extremity | Diagnosis | ICD-10-CM |
| I75.8 | Atheroembolism of other sites | Diagnosis | ICD-10-CM |
| I75.81 | Atheroembolism of kidney | Diagnosis | ICD-10-CM |
| I75.89 | Atheroembolism of other site | Diagnosis | ICD-10-CM |
| I76 | Septic arterial embolism | Diagnosis | ICD-10-CM |
| I77 | Other disorders of arteries and arterioles | Diagnosis | ICD-10-CM |
| I77.0 | Arteriovenous fistula, acquired | Diagnosis | ICD-10-CM |
| I77.1 | Stricture of artery | Diagnosis | ICD-10-CM |
| I77.2 | Rupture of artery | Diagnosis | ICD-10-CM |
| I77.3 | Arterial fibromuscular dysplasia | Diagnosis | ICD-10-CM |
| I77.4 | Celiac artery compression syndrome | Diagnosis | ICD-10-CM |
| I77.5 | Necrosis of artery | Diagnosis | ICD-10-CM |
| I77.6 | Arteritis, unspecified | Diagnosis | ICD-10-CM |
| I77.7 | Other arterial dissection | Diagnosis | ICD-10-CM |
| I77.70 | Dissection of unspecified artery | Diagnosis | ICD-10-CM |

Appendix C.1. List of RxNorm Concept Unique Identifier (RXCUI), Logical Observation Identifiers Names and Codes (LOINC), International Classification of Diseases, Tenth Revision, Clinical Modification (ICD-10-CM), International Classification of Diseases, Tenth Revision, Procedure Coding System (ICD-10-PCS), Healthcare Common Procedure Coding System (HCPCS), and Current Procedural Terminology (CPT) Codes Used to Define Baseline Characteristics for this Request

| Code | Description | Code Category | Code Type |
|-------------|--|----------------------|------------------|
| I77.71 | Dissection of carotid artery | Diagnosis | ICD-10-CM |
| I77.72 | Dissection of iliac artery | Diagnosis | ICD-10-CM |
| I77.73 | Dissection of renal artery | Diagnosis | ICD-10-CM |
| I77.74 | Dissection of vertebral artery | Diagnosis | ICD-10-CM |
| I77.75 | Dissection of other precerebral arteries | Diagnosis | ICD-10-CM |
| I77.76 | Dissection of artery of upper extremity | Diagnosis | ICD-10-CM |
| I77.77 | Dissection of artery of lower extremity | Diagnosis | ICD-10-CM |
| I77.79 | Dissection of other specified artery | Diagnosis | ICD-10-CM |
| I77.8 | Other specified disorders of arteries and arterioles | Diagnosis | ICD-10-CM |
| I77.81 | Aortic ectasia | Diagnosis | ICD-10-CM |
| I77.810 | Thoracic aortic ectasia | Diagnosis | ICD-10-CM |
| I77.811 | Abdominal aortic ectasia | Diagnosis | ICD-10-CM |
| I77.812 | Thoracoabdominal aortic ectasia | Diagnosis | ICD-10-CM |
| I77.819 | Aortic ectasia, unspecified site | Diagnosis | ICD-10-CM |
| I77.89 | Other specified disorders of arteries and arterioles | Diagnosis | ICD-10-CM |
| I77.9 | Disorder of arteries and arterioles, unspecified | Diagnosis | ICD-10-CM |
| I78 | Diseases of capillaries | Diagnosis | ICD-10-CM |
| I78.0 | Hereditary hemorrhagic telangiectasia | Diagnosis | ICD-10-CM |
| I78.1 | Nevus, non-neoplastic | Diagnosis | ICD-10-CM |
| I78.8 | Other diseases of capillaries | Diagnosis | ICD-10-CM |
| I78.9 | Disease of capillaries, unspecified | Diagnosis | ICD-10-CM |
| I79 | Disorders of arteries, arterioles and capillaries in diseases classified elsewhere | Diagnosis | ICD-10-CM |
| I79.0 | Aneurysm of aorta in diseases classified elsewhere | Diagnosis | ICD-10-CM |
| I79.1 | Aortitis in diseases classified elsewhere | Diagnosis | ICD-10-CM |
| I79.8 | Other disorders of arteries, arterioles and capillaries in diseases classified elsewhere | Diagnosis | ICD-10-CM |
| I80 | Phlebitis and thrombophlebitis | Diagnosis | ICD-10-CM |
| I80.0 | Phlebitis and thrombophlebitis of superficial vessels of lower extremities | Diagnosis | ICD-10-CM |
| I80.00 | Phlebitis and thrombophlebitis of superficial vessels of unspecified lower extremity | Diagnosis | ICD-10-CM |
| I80.01 | Phlebitis and thrombophlebitis of superficial vessels of right lower extremity | Diagnosis | ICD-10-CM |
| I80.02 | Phlebitis and thrombophlebitis of superficial vessels of left lower extremity | Diagnosis | ICD-10-CM |
| I80.03 | Phlebitis and thrombophlebitis of superficial vessels of lower extremities, bilateral | Diagnosis | ICD-10-CM |
| I80.1 | Phlebitis and thrombophlebitis of femoral vein | Diagnosis | ICD-10-CM |
| I80.10 | Phlebitis and thrombophlebitis of unspecified femoral vein | Diagnosis | ICD-10-CM |

Appendix C.1. List of RxNorm Concept Unique Identifier (RXCUI), Logical Observation Identifiers Names and Codes (LOINC), International Classification of Diseases, Tenth Revision, Clinical Modification (ICD-10-CM), International Classification of Diseases, Tenth Revision, Procedure Coding System (ICD-10-PCS), Healthcare Common Procedure Coding System (HCPCS), and Current Procedural Terminology (CPT) Codes Used to Define Baseline Characteristics for this Request

| Code | Description | Code Category | Code Type |
|-------------|--|----------------------|------------------|
| I80.11 | Phlebitis and thrombophlebitis of right femoral vein | Diagnosis | ICD-10-CM |
| I80.12 | Phlebitis and thrombophlebitis of left femoral vein | Diagnosis | ICD-10-CM |
| I80.13 | Phlebitis and thrombophlebitis of femoral vein, bilateral | Diagnosis | ICD-10-CM |
| I80.2 | Phlebitis and thrombophlebitis of other and unspecified deep vessels of lower extremities | Diagnosis | ICD-10-CM |
| I80.20 | Phlebitis and thrombophlebitis of unspecified deep vessels of lower extremities | Diagnosis | ICD-10-CM |
| I80.201 | Phlebitis and thrombophlebitis of unspecified deep vessels of right lower extremity | Diagnosis | ICD-10-CM |
| I80.202 | Phlebitis and thrombophlebitis of unspecified deep vessels of left lower extremity | Diagnosis | ICD-10-CM |
| I80.203 | Phlebitis and thrombophlebitis of unspecified deep vessels of lower extremities, bilateral | Diagnosis | ICD-10-CM |
| I80.209 | Phlebitis and thrombophlebitis of unspecified deep vessels of unspecified lower extremity | Diagnosis | ICD-10-CM |
| I80.21 | Phlebitis and thrombophlebitis of iliac vein | Diagnosis | ICD-10-CM |
| I80.211 | Phlebitis and thrombophlebitis of right iliac vein | Diagnosis | ICD-10-CM |
| I80.212 | Phlebitis and thrombophlebitis of left iliac vein | Diagnosis | ICD-10-CM |
| I80.213 | Phlebitis and thrombophlebitis of iliac vein, bilateral | Diagnosis | ICD-10-CM |
| I80.219 | Phlebitis and thrombophlebitis of unspecified iliac vein | Diagnosis | ICD-10-CM |
| I80.22 | Phlebitis and thrombophlebitis of popliteal vein | Diagnosis | ICD-10-CM |
| I80.221 | Phlebitis and thrombophlebitis of right popliteal vein | Diagnosis | ICD-10-CM |
| I80.222 | Phlebitis and thrombophlebitis of left popliteal vein | Diagnosis | ICD-10-CM |
| I80.223 | Phlebitis and thrombophlebitis of popliteal vein, bilateral | Diagnosis | ICD-10-CM |
| I80.229 | Phlebitis and thrombophlebitis of unspecified popliteal vein | Diagnosis | ICD-10-CM |
| I80.23 | Phlebitis and thrombophlebitis of tibial vein | Diagnosis | ICD-10-CM |
| I80.231 | Phlebitis and thrombophlebitis of right tibial vein | Diagnosis | ICD-10-CM |
| I80.232 | Phlebitis and thrombophlebitis of left tibial vein | Diagnosis | ICD-10-CM |
| I80.233 | Phlebitis and thrombophlebitis of tibial vein, bilateral | Diagnosis | ICD-10-CM |
| I80.239 | Phlebitis and thrombophlebitis of unspecified tibial vein | Diagnosis | ICD-10-CM |
| I80.24 | Phlebitis and thrombophlebitis of peroneal vein | Diagnosis | ICD-10-CM |
| I80.241 | Phlebitis and thrombophlebitis of right peroneal vein | Diagnosis | ICD-10-CM |
| I80.242 | Phlebitis and thrombophlebitis of left peroneal vein | Diagnosis | ICD-10-CM |
| I80.243 | Phlebitis and thrombophlebitis of peroneal vein, bilateral | Diagnosis | ICD-10-CM |
| I80.249 | Phlebitis and thrombophlebitis of unspecified peroneal vein | Diagnosis | ICD-10-CM |
| I80.25 | Phlebitis and thrombophlebitis of calf muscular vein | Diagnosis | ICD-10-CM |
| I80.251 | Phlebitis and thrombophlebitis of right calf muscular vein | Diagnosis | ICD-10-CM |
| I80.252 | Phlebitis and thrombophlebitis of left calf muscular vein | Diagnosis | ICD-10-CM |
| I80.253 | Phlebitis and thrombophlebitis of calf muscular vein, bilateral | Diagnosis | ICD-10-CM |
| I80.259 | Phlebitis and thrombophlebitis of unspecified calf muscular vein | Diagnosis | ICD-10-CM |

Appendix C.1. List of RxNorm Concept Unique Identifier (RXCUI), Logical Observation Identifiers Names and Codes (LOINC), International Classification of Diseases, Tenth Revision, Clinical Modification (ICD-10-CM), International Classification of Diseases, Tenth Revision, Procedure Coding System (ICD-10-PCS), Healthcare Common Procedure Coding System (HCPCS), and Current Procedural Terminology (CPT) Codes Used to Define Baseline Characteristics for this Request

| Code | Description | Code Category | Code Type |
|-------------|--|----------------------|------------------|
| I80.29 | Phlebitis and thrombophlebitis of other deep vessels of lower extremities | Diagnosis | ICD-10-CM |
| I80.291 | Phlebitis and thrombophlebitis of other deep vessels of right lower extremity | Diagnosis | ICD-10-CM |
| I80.292 | Phlebitis and thrombophlebitis of other deep vessels of left lower extremity | Diagnosis | ICD-10-CM |
| I80.293 | Phlebitis and thrombophlebitis of other deep vessels of lower extremity, bilateral | Diagnosis | ICD-10-CM |
| I80.299 | Phlebitis and thrombophlebitis of other deep vessels of unspecified lower extremity | Diagnosis | ICD-10-CM |
| I80.3 | Phlebitis and thrombophlebitis of lower extremities, unspecified | Diagnosis | ICD-10-CM |
| I80.8 | Phlebitis and thrombophlebitis of other sites | Diagnosis | ICD-10-CM |
| I80.9 | Phlebitis and thrombophlebitis of unspecified site | Diagnosis | ICD-10-CM |
| I81 | Portal vein thrombosis | Diagnosis | ICD-10-CM |
| I82 | Other venous embolism and thrombosis | Diagnosis | ICD-10-CM |
| I82.0 | Budd-Chiari syndrome | Diagnosis | ICD-10-CM |
| I82.1 | Thrombophlebitis migrans | Diagnosis | ICD-10-CM |
| I82.2 | Embolism and thrombosis of vena cava and other thoracic veins | Diagnosis | ICD-10-CM |
| I82.21 | Embolism and thrombosis of superior vena cava | Diagnosis | ICD-10-CM |
| I82.210 | Acute embolism and thrombosis of superior vena cava | Diagnosis | ICD-10-CM |
| I82.211 | Chronic embolism and thrombosis of superior vena cava | Diagnosis | ICD-10-CM |
| I82.22 | Embolism and thrombosis of inferior vena cava | Diagnosis | ICD-10-CM |
| I82.220 | Acute embolism and thrombosis of inferior vena cava | Diagnosis | ICD-10-CM |
| I82.221 | Chronic embolism and thrombosis of inferior vena cava | Diagnosis | ICD-10-CM |
| I82.29 | Embolism and thrombosis of other thoracic veins | Diagnosis | ICD-10-CM |
| I82.290 | Acute embolism and thrombosis of other thoracic veins | Diagnosis | ICD-10-CM |
| I82.291 | Chronic embolism and thrombosis of other thoracic veins | Diagnosis | ICD-10-CM |
| I82.3 | Embolism and thrombosis of renal vein | Diagnosis | ICD-10-CM |
| I82.4 | Acute embolism and thrombosis of deep veins of lower extremity | Diagnosis | ICD-10-CM |
| I82.40 | Acute embolism and thrombosis of unspecified deep veins of lower extremity | Diagnosis | ICD-10-CM |
| I82.401 | Acute embolism and thrombosis of unspecified deep veins of right lower extremity | Diagnosis | ICD-10-CM |
| I82.402 | Acute embolism and thrombosis of unspecified deep veins of left lower extremity | Diagnosis | ICD-10-CM |
| I82.403 | Acute embolism and thrombosis of unspecified deep veins of lower extremity, bilateral | Diagnosis | ICD-10-CM |
| I82.409 | Acute embolism and thrombosis of unspecified deep veins of unspecified lower extremity | Diagnosis | ICD-10-CM |
| I82.41 | Acute embolism and thrombosis of femoral vein | Diagnosis | ICD-10-CM |

Appendix C.1. List of RxNorm Concept Unique Identifier (RXCUI), Logical Observation Identifiers Names and Codes (LOINC), International Classification of Diseases, Tenth Revision, Clinical Modification (ICD-10-CM), International Classification of Diseases, Tenth Revision, Procedure Coding System (ICD-10-PCS), Healthcare Common Procedure Coding System (HCPCS), and Current Procedural Terminology (CPT) Codes Used to Define Baseline Characteristics for this Request

| Code | Description | Code Category | Code Type |
|-------------|---|----------------------|------------------|
| I82.411 | Acute embolism and thrombosis of right femoral vein | Diagnosis | ICD-10-CM |
| I82.412 | Acute embolism and thrombosis of left femoral vein | Diagnosis | ICD-10-CM |
| I82.413 | Acute embolism and thrombosis of femoral vein, bilateral | Diagnosis | ICD-10-CM |
| I82.419 | Acute embolism and thrombosis of unspecified femoral vein | Diagnosis | ICD-10-CM |
| I82.42 | Acute embolism and thrombosis of iliac vein | Diagnosis | ICD-10-CM |
| I82.421 | Acute embolism and thrombosis of right iliac vein | Diagnosis | ICD-10-CM |
| I82.422 | Acute embolism and thrombosis of left iliac vein | Diagnosis | ICD-10-CM |
| I82.423 | Acute embolism and thrombosis of iliac vein, bilateral | Diagnosis | ICD-10-CM |
| I82.429 | Acute embolism and thrombosis of unspecified iliac vein | Diagnosis | ICD-10-CM |
| I82.43 | Acute embolism and thrombosis of popliteal vein | Diagnosis | ICD-10-CM |
| I82.431 | Acute embolism and thrombosis of right popliteal vein | Diagnosis | ICD-10-CM |
| I82.432 | Acute embolism and thrombosis of left popliteal vein | Diagnosis | ICD-10-CM |
| I82.433 | Acute embolism and thrombosis of popliteal vein, bilateral | Diagnosis | ICD-10-CM |
| I82.439 | Acute embolism and thrombosis of unspecified popliteal vein | Diagnosis | ICD-10-CM |
| I82.44 | Acute embolism and thrombosis of tibial vein | Diagnosis | ICD-10-CM |
| I82.441 | Acute embolism and thrombosis of right tibial vein | Diagnosis | ICD-10-CM |
| I82.442 | Acute embolism and thrombosis of left tibial vein | Diagnosis | ICD-10-CM |
| I82.443 | Acute embolism and thrombosis of tibial vein, bilateral | Diagnosis | ICD-10-CM |
| I82.449 | Acute embolism and thrombosis of unspecified tibial vein | Diagnosis | ICD-10-CM |
| I82.45 | Acute embolism and thrombosis of peroneal vein | Diagnosis | ICD-10-CM |
| I82.451 | Acute embolism and thrombosis of right peroneal vein | Diagnosis | ICD-10-CM |
| I82.452 | Acute embolism and thrombosis of left peroneal vein | Diagnosis | ICD-10-CM |
| I82.453 | Acute embolism and thrombosis of peroneal vein, bilateral | Diagnosis | ICD-10-CM |
| I82.459 | Acute embolism and thrombosis of unspecified peroneal vein | Diagnosis | ICD-10-CM |
| I82.46 | Acute embolism and thrombosis of calf muscular vein | Diagnosis | ICD-10-CM |
| I82.461 | Acute embolism and thrombosis of right calf muscular vein | Diagnosis | ICD-10-CM |
| I82.462 | Acute embolism and thrombosis of left calf muscular vein | Diagnosis | ICD-10-CM |
| I82.463 | Acute embolism and thrombosis of calf muscular vein, bilateral | Diagnosis | ICD-10-CM |
| I82.469 | Acute embolism and thrombosis of unspecified calf muscular vein | Diagnosis | ICD-10-CM |
| I82.49 | Acute embolism and thrombosis of other specified deep vein of lower extremity | Diagnosis | ICD-10-CM |
| I82.491 | Acute embolism and thrombosis of other specified deep vein of right lower extremity | Diagnosis | ICD-10-CM |
| I82.492 | Acute embolism and thrombosis of other specified deep vein of left lower extremity | Diagnosis | ICD-10-CM |
| I82.493 | Acute embolism and thrombosis of other specified deep vein of lower extremity, bilateral | Diagnosis | ICD-10-CM |
| I82.499 | Acute embolism and thrombosis of other specified deep vein of unspecified lower extremity | Diagnosis | ICD-10-CM |

Appendix C.1. List of RxNorm Concept Unique Identifier (RXCUI), Logical Observation Identifiers Names and Codes (LOINC), International Classification of Diseases, Tenth Revision, Clinical Modification (ICD-10-CM), International Classification of Diseases, Tenth Revision, Procedure Coding System (ICD-10-PCS), Healthcare Common Procedure Coding System (HCPCS), and Current Procedural Terminology (CPT) Codes Used to Define Baseline Characteristics for this Request

| Code | Description | Code Category | Code Type |
|-------------|---|----------------------|------------------|
| I82.4Y | Acute embolism and thrombosis of unspecified deep veins of proximal lower extremity | Diagnosis | ICD-10-CM |
| I82.4Y1 | Acute embolism and thrombosis of unspecified deep veins of right proximal lower extremity | Diagnosis | ICD-10-CM |
| I82.4Y2 | Acute embolism and thrombosis of unspecified deep veins of left proximal lower extremity | Diagnosis | ICD-10-CM |
| I82.4Y3 | Acute embolism and thrombosis of unspecified deep veins of proximal lower extremity, bilateral | Diagnosis | ICD-10-CM |
| I82.4Y9 | Acute embolism and thrombosis of unspecified deep veins of unspecified proximal lower extremity | Diagnosis | ICD-10-CM |
| I82.4Z | Acute embolism and thrombosis of unspecified deep veins of distal lower extremity | Diagnosis | ICD-10-CM |
| I82.4Z1 | Acute embolism and thrombosis of unspecified deep veins of right distal lower extremity | Diagnosis | ICD-10-CM |
| I82.4Z2 | Acute embolism and thrombosis of unspecified deep veins of left distal lower extremity | Diagnosis | ICD-10-CM |
| I82.4Z3 | Acute embolism and thrombosis of unspecified deep veins of distal lower extremity, bilateral | Diagnosis | ICD-10-CM |
| I82.4Z9 | Acute embolism and thrombosis of unspecified deep veins of unspecified distal lower extremity | Diagnosis | ICD-10-CM |
| I82.5 | Chronic embolism and thrombosis of deep veins of lower extremity | Diagnosis | ICD-10-CM |
| I82.50 | Chronic embolism and thrombosis of unspecified deep veins of lower extremity | Diagnosis | ICD-10-CM |
| I82.501 | Chronic embolism and thrombosis of unspecified deep veins of right lower extremity | Diagnosis | ICD-10-CM |
| I82.502 | Chronic embolism and thrombosis of unspecified deep veins of left lower extremity | Diagnosis | ICD-10-CM |
| I82.503 | Chronic embolism and thrombosis of unspecified deep veins of lower extremity, bilateral | Diagnosis | ICD-10-CM |
| I82.509 | Chronic embolism and thrombosis of unspecified deep veins of unspecified lower extremity | Diagnosis | ICD-10-CM |
| I82.51 | Chronic embolism and thrombosis of femoral vein | Diagnosis | ICD-10-CM |
| I82.511 | Chronic embolism and thrombosis of right femoral vein | Diagnosis | ICD-10-CM |
| I82.512 | Chronic embolism and thrombosis of left femoral vein | Diagnosis | ICD-10-CM |
| I82.513 | Chronic embolism and thrombosis of femoral vein, bilateral | Diagnosis | ICD-10-CM |
| I82.519 | Chronic embolism and thrombosis of unspecified femoral vein | Diagnosis | ICD-10-CM |
| I82.52 | Chronic embolism and thrombosis of iliac vein | Diagnosis | ICD-10-CM |
| I82.521 | Chronic embolism and thrombosis of right iliac vein | Diagnosis | ICD-10-CM |
| I82.522 | Chronic embolism and thrombosis of left iliac vein | Diagnosis | ICD-10-CM |
| I82.523 | Chronic embolism and thrombosis of iliac vein, bilateral | Diagnosis | ICD-10-CM |

Appendix C.1. List of RxNorm Concept Unique Identifier (RXCUI), Logical Observation Identifiers Names and Codes (LOINC), International Classification of Diseases, Tenth Revision, Clinical Modification (ICD-10-CM), International Classification of Diseases, Tenth Revision, Procedure Coding System (ICD-10-PCS), Healthcare Common Procedure Coding System (HCPCS), and Current Procedural Terminology (CPT) Codes Used to Define Baseline Characteristics for this Request

| Code | Description | Code Category | Code Type |
|-------------|--|----------------------|------------------|
| I82.529 | Chronic embolism and thrombosis of unspecified iliac vein | Diagnosis | ICD-10-CM |
| I82.53 | Chronic embolism and thrombosis of popliteal vein | Diagnosis | ICD-10-CM |
| I82.531 | Chronic embolism and thrombosis of right popliteal vein | Diagnosis | ICD-10-CM |
| I82.532 | Chronic embolism and thrombosis of left popliteal vein | Diagnosis | ICD-10-CM |
| I82.533 | Chronic embolism and thrombosis of popliteal vein, bilateral | Diagnosis | ICD-10-CM |
| I82.539 | Chronic embolism and thrombosis of unspecified popliteal vein | Diagnosis | ICD-10-CM |
| I82.54 | Chronic embolism and thrombosis of tibial vein | Diagnosis | ICD-10-CM |
| I82.541 | Chronic embolism and thrombosis of right tibial vein | Diagnosis | ICD-10-CM |
| I82.542 | Chronic embolism and thrombosis of left tibial vein | Diagnosis | ICD-10-CM |
| I82.543 | Chronic embolism and thrombosis of tibial vein, bilateral | Diagnosis | ICD-10-CM |
| I82.549 | Chronic embolism and thrombosis of unspecified tibial vein | Diagnosis | ICD-10-CM |
| I82.55 | Chronic embolism and thrombosis of peroneal vein | Diagnosis | ICD-10-CM |
| I82.551 | Chronic embolism and thrombosis of right peroneal vein | Diagnosis | ICD-10-CM |
| I82.552 | Chronic embolism and thrombosis of left peroneal vein | Diagnosis | ICD-10-CM |
| I82.553 | Chronic embolism and thrombosis of peroneal vein, bilateral | Diagnosis | ICD-10-CM |
| I82.559 | Chronic embolism and thrombosis of unspecified peroneal vein | Diagnosis | ICD-10-CM |
| I82.56 | Chronic embolism and thrombosis of calf muscular vein | Diagnosis | ICD-10-CM |
| I82.561 | Chronic embolism and thrombosis of right calf muscular vein | Diagnosis | ICD-10-CM |
| I82.562 | Chronic embolism and thrombosis of left calf muscular vein | Diagnosis | ICD-10-CM |
| I82.563 | Chronic embolism and thrombosis of calf muscular vein, bilateral | Diagnosis | ICD-10-CM |
| I82.569 | Chronic embolism and thrombosis of unspecified calf muscular vein | Diagnosis | ICD-10-CM |
| I82.59 | Chronic embolism and thrombosis of other specified deep vein of lower extremity | Diagnosis | ICD-10-CM |
| I82.591 | Chronic embolism and thrombosis of other specified deep vein of right lower extremity | Diagnosis | ICD-10-CM |
| I82.592 | Chronic embolism and thrombosis of other specified deep vein of left lower extremity | Diagnosis | ICD-10-CM |
| I82.593 | Chronic embolism and thrombosis of other specified deep vein of lower extremity, bilateral | Diagnosis | ICD-10-CM |
| I82.599 | Chronic embolism and thrombosis of other specified deep vein of unspecified lower extremity | Diagnosis | ICD-10-CM |
| I82.5Y | Chronic embolism and thrombosis of unspecified deep veins of proximal lower extremity | Diagnosis | ICD-10-CM |
| I82.5Y1 | Chronic embolism and thrombosis of unspecified deep veins of right proximal lower extremity | Diagnosis | ICD-10-CM |
| I82.5Y2 | Chronic embolism and thrombosis of unspecified deep veins of left proximal lower extremity | Diagnosis | ICD-10-CM |
| I82.5Y3 | Chronic embolism and thrombosis of unspecified deep veins of proximal lower extremity, bilateral | Diagnosis | ICD-10-CM |

Appendix C.1. List of RxNorm Concept Unique Identifier (RXCUI), Logical Observation Identifiers Names and Codes (LOINC), International Classification of Diseases, Tenth Revision, Clinical Modification (ICD-10-CM), International Classification of Diseases, Tenth Revision, Procedure Coding System (ICD-10-PCS), Healthcare Common Procedure Coding System (HCPCS), and Current Procedural Terminology (CPT) Codes Used to Define Baseline Characteristics for this Request

| Code | Description | Code Category | Code Type |
|-------------|---|----------------------|------------------|
| I82.5Y9 | Chronic embolism and thrombosis of unspecified deep veins of unspecified proximal lower extremity | Diagnosis | ICD-10-CM |
| I82.5Z | Chronic embolism and thrombosis of unspecified deep veins of distal lower extremity | Diagnosis | ICD-10-CM |
| I82.5Z1 | Chronic embolism and thrombosis of unspecified deep veins of right distal lower extremity | Diagnosis | ICD-10-CM |
| I82.5Z2 | Chronic embolism and thrombosis of unspecified deep veins of left distal lower extremity | Diagnosis | ICD-10-CM |
| I82.5Z3 | Chronic embolism and thrombosis of unspecified deep veins of distal lower extremity, bilateral | Diagnosis | ICD-10-CM |
| I82.5Z9 | Chronic embolism and thrombosis of unspecified deep veins of unspecified distal lower extremity | Diagnosis | ICD-10-CM |
| I82.6 | Acute embolism and thrombosis of veins of upper extremity | Diagnosis | ICD-10-CM |
| I82.60 | Acute embolism and thrombosis of unspecified veins of upper extremity | Diagnosis | ICD-10-CM |
| I82.601 | Acute embolism and thrombosis of unspecified veins of right upper extremity | Diagnosis | ICD-10-CM |
| I82.602 | Acute embolism and thrombosis of unspecified veins of left upper extremity | Diagnosis | ICD-10-CM |
| I82.603 | Acute embolism and thrombosis of unspecified veins of upper extremity, bilateral | Diagnosis | ICD-10-CM |
| I82.609 | Acute embolism and thrombosis of unspecified veins of unspecified upper extremity | Diagnosis | ICD-10-CM |
| I82.61 | Acute embolism and thrombosis of superficial veins of upper extremity | Diagnosis | ICD-10-CM |
| I82.611 | Acute embolism and thrombosis of superficial veins of right upper extremity | Diagnosis | ICD-10-CM |
| I82.612 | Acute embolism and thrombosis of superficial veins of left upper extremity | Diagnosis | ICD-10-CM |
| I82.613 | Acute embolism and thrombosis of superficial veins of upper extremity, bilateral | Diagnosis | ICD-10-CM |
| I82.619 | Acute embolism and thrombosis of superficial veins of unspecified upper extremity | Diagnosis | ICD-10-CM |
| I82.62 | Acute embolism and thrombosis of deep veins of upper extremity | Diagnosis | ICD-10-CM |
| I82.621 | Acute embolism and thrombosis of deep veins of right upper extremity | Diagnosis | ICD-10-CM |
| I82.622 | Acute embolism and thrombosis of deep veins of left upper extremity | Diagnosis | ICD-10-CM |
| I82.623 | Acute embolism and thrombosis of deep veins of upper extremity, bilateral | Diagnosis | ICD-10-CM |
| I82.629 | Acute embolism and thrombosis of deep veins of unspecified upper extremity | Diagnosis | ICD-10-CM |
| I82.7 | Chronic embolism and thrombosis of veins of upper extremity | Diagnosis | ICD-10-CM |

Appendix C.1. List of RxNorm Concept Unique Identifier (RXCUI), Logical Observation Identifiers Names and Codes (LOINC), International Classification of Diseases, Tenth Revision, Clinical Modification (ICD-10-CM), International Classification of Diseases, Tenth Revision, Procedure Coding System (ICD-10-PCS), Healthcare Common Procedure Coding System (HCPCS), and Current Procedural Terminology (CPT) Codes Used to Define Baseline Characteristics for this Request

| Code | Description | Code Category | Code Type |
|-------------|---|----------------------|------------------|
| I82.70 | Chronic embolism and thrombosis of unspecified veins of upper extremity | Diagnosis | ICD-10-CM |
| I82.701 | Chronic embolism and thrombosis of unspecified veins of right upper extremity | Diagnosis | ICD-10-CM |
| I82.702 | Chronic embolism and thrombosis of unspecified veins of left upper extremity | Diagnosis | ICD-10-CM |
| I82.703 | Chronic embolism and thrombosis of unspecified veins of upper extremity, bilateral | Diagnosis | ICD-10-CM |
| I82.709 | Chronic embolism and thrombosis of unspecified veins of unspecified upper extremity | Diagnosis | ICD-10-CM |
| I82.71 | Chronic embolism and thrombosis of superficial veins of upper extremity | Diagnosis | ICD-10-CM |
| I82.711 | Chronic embolism and thrombosis of superficial veins of right upper extremity | Diagnosis | ICD-10-CM |
| I82.712 | Chronic embolism and thrombosis of superficial veins of left upper extremity | Diagnosis | ICD-10-CM |
| I82.713 | Chronic embolism and thrombosis of superficial veins of upper extremity, bilateral | Diagnosis | ICD-10-CM |
| I82.719 | Chronic embolism and thrombosis of superficial veins of unspecified upper extremity | Diagnosis | ICD-10-CM |
| I82.72 | Chronic embolism and thrombosis of deep veins of upper extremity | Diagnosis | ICD-10-CM |
| I82.721 | Chronic embolism and thrombosis of deep veins of right upper extremity | Diagnosis | ICD-10-CM |
| I82.722 | Chronic embolism and thrombosis of deep veins of left upper extremity | Diagnosis | ICD-10-CM |
| I82.723 | Chronic embolism and thrombosis of deep veins of upper extremity, bilateral | Diagnosis | ICD-10-CM |
| I82.729 | Chronic embolism and thrombosis of deep veins of unspecified upper extremity | Diagnosis | ICD-10-CM |
| I82.8 | Embolism and thrombosis of other specified veins | Diagnosis | ICD-10-CM |
| I82.81 | Embolism and thrombosis of superficial veins of lower extremities | Diagnosis | ICD-10-CM |
| I82.811 | Embolism and thrombosis of superficial veins of right lower extremity | Diagnosis | ICD-10-CM |
| I82.812 | Embolism and thrombosis of superficial veins of left lower extremity | Diagnosis | ICD-10-CM |
| I82.813 | Embolism and thrombosis of superficial veins of lower extremities, bilateral | Diagnosis | ICD-10-CM |
| I82.819 | Embolism and thrombosis of superficial veins of unspecified lower extremity | Diagnosis | ICD-10-CM |
| I82.89 | Embolism and thrombosis of other specified veins | Diagnosis | ICD-10-CM |
| I82.890 | Acute embolism and thrombosis of other specified veins | Diagnosis | ICD-10-CM |
| I82.891 | Chronic embolism and thrombosis of other specified veins | Diagnosis | ICD-10-CM |
| I82.9 | Embolism and thrombosis of unspecified vein | Diagnosis | ICD-10-CM |

Appendix C.1. List of RxNorm Concept Unique Identifier (RXCUI), Logical Observation Identifiers Names and Codes (LOINC), International Classification of Diseases, Tenth Revision, Clinical Modification (ICD-10-CM), International Classification of Diseases, Tenth Revision, Procedure Coding System (ICD-10-PCS), Healthcare Common Procedure Coding System (HCPCS), and Current Procedural Terminology (CPT) Codes Used to Define Baseline Characteristics for this Request

| Code | Description | Code Category | Code Type |
|-------------|--|----------------------|------------------|
| I82.90 | Acute embolism and thrombosis of unspecified vein | Diagnosis | ICD-10-CM |
| I82.91 | Chronic embolism and thrombosis of unspecified vein | Diagnosis | ICD-10-CM |
| I82.A | Embolism and thrombosis of axillary vein | Diagnosis | ICD-10-CM |
| I82.A1 | Acute embolism and thrombosis of axillary vein | Diagnosis | ICD-10-CM |
| I82.A11 | Acute embolism and thrombosis of right axillary vein | Diagnosis | ICD-10-CM |
| I82.A12 | Acute embolism and thrombosis of left axillary vein | Diagnosis | ICD-10-CM |
| I82.A13 | Acute embolism and thrombosis of axillary vein, bilateral | Diagnosis | ICD-10-CM |
| I82.A19 | Acute embolism and thrombosis of unspecified axillary vein | Diagnosis | ICD-10-CM |
| I82.A2 | Chronic embolism and thrombosis of axillary vein | Diagnosis | ICD-10-CM |
| I82.A21 | Chronic embolism and thrombosis of right axillary vein | Diagnosis | ICD-10-CM |
| I82.A22 | Chronic embolism and thrombosis of left axillary vein | Diagnosis | ICD-10-CM |
| I82.A23 | Chronic embolism and thrombosis of axillary vein, bilateral | Diagnosis | ICD-10-CM |
| I82.A29 | Chronic embolism and thrombosis of unspecified axillary vein | Diagnosis | ICD-10-CM |
| I82.B | Embolism and thrombosis of subclavian vein | Diagnosis | ICD-10-CM |
| I82.B1 | Acute embolism and thrombosis of subclavian vein | Diagnosis | ICD-10-CM |
| I82.B11 | Acute embolism and thrombosis of right subclavian vein | Diagnosis | ICD-10-CM |
| I82.B12 | Acute embolism and thrombosis of left subclavian vein | Diagnosis | ICD-10-CM |
| I82.B13 | Acute embolism and thrombosis of subclavian vein, bilateral | Diagnosis | ICD-10-CM |
| I82.B19 | Acute embolism and thrombosis of unspecified subclavian vein | Diagnosis | ICD-10-CM |
| I82.B2 | Chronic embolism and thrombosis of subclavian vein | Diagnosis | ICD-10-CM |
| I82.B21 | Chronic embolism and thrombosis of right subclavian vein | Diagnosis | ICD-10-CM |
| I82.B22 | Chronic embolism and thrombosis of left subclavian vein | Diagnosis | ICD-10-CM |
| I82.B23 | Chronic embolism and thrombosis of subclavian vein, bilateral | Diagnosis | ICD-10-CM |
| I82.B29 | Chronic embolism and thrombosis of unspecified subclavian vein | Diagnosis | ICD-10-CM |
| I82.C | Embolism and thrombosis of internal jugular vein | Diagnosis | ICD-10-CM |
| I82.C1 | Acute embolism and thrombosis of internal jugular vein | Diagnosis | ICD-10-CM |
| I82.C11 | Acute embolism and thrombosis of right internal jugular vein | Diagnosis | ICD-10-CM |
| I82.C12 | Acute embolism and thrombosis of left internal jugular vein | Diagnosis | ICD-10-CM |
| I82.C13 | Acute embolism and thrombosis of internal jugular vein, bilateral | Diagnosis | ICD-10-CM |
| I82.C19 | Acute embolism and thrombosis of unspecified internal jugular vein | Diagnosis | ICD-10-CM |
| I82.C2 | Chronic embolism and thrombosis of internal jugular vein | Diagnosis | ICD-10-CM |
| I82.C21 | Chronic embolism and thrombosis of right internal jugular vein | Diagnosis | ICD-10-CM |
| I82.C22 | Chronic embolism and thrombosis of left internal jugular vein | Diagnosis | ICD-10-CM |
| I82.C23 | Chronic embolism and thrombosis of internal jugular vein, bilateral | Diagnosis | ICD-10-CM |
| I82.C29 | Chronic embolism and thrombosis of unspecified internal jugular vein | Diagnosis | ICD-10-CM |
| I83 | Varicose veins of lower extremities | Diagnosis | ICD-10-CM |
| I83.0 | Varicose veins of lower extremities with ulcer | Diagnosis | ICD-10-CM |
| I83.00 | Varicose veins of unspecified lower extremity with ulcer | Diagnosis | ICD-10-CM |
| I83.001 | Varicose veins of unspecified lower extremity with ulcer of thigh | Diagnosis | ICD-10-CM |
| I83.002 | Varicose veins of unspecified lower extremity with ulcer of calf | Diagnosis | ICD-10-CM |

Appendix C.1. List of RxNorm Concept Unique Identifier (RXCUI), Logical Observation Identifiers Names and Codes (LOINC), International Classification of Diseases, Tenth Revision, Clinical Modification (ICD-10-CM), International Classification of Diseases, Tenth Revision, Procedure Coding System (ICD-10-PCS), Healthcare Common Procedure Coding System (HCPCS), and Current Procedural Terminology (CPT) Codes Used to Define Baseline Characteristics for this Request

| Code | Description | Code Category | Code Type |
|-------------|---|----------------------|------------------|
| I83.003 | Varicose veins of unspecified lower extremity with ulcer of ankle | Diagnosis | ICD-10-CM |
| I83.004 | Varicose veins of unspecified lower extremity with ulcer of heel and midfoot | Diagnosis | ICD-10-CM |
| I83.005 | Varicose veins of unspecified lower extremity with ulcer other part of foot | Diagnosis | ICD-10-CM |
| I83.008 | Varicose veins of unspecified lower extremity with ulcer other part of lower leg | Diagnosis | ICD-10-CM |
| I83.009 | Varicose veins of unspecified lower extremity with ulcer of unspecified site | Diagnosis | ICD-10-CM |
| I83.01 | Varicose veins of right lower extremity with ulcer | Diagnosis | ICD-10-CM |
| I83.011 | Varicose veins of right lower extremity with ulcer of thigh | Diagnosis | ICD-10-CM |
| I83.012 | Varicose veins of right lower extremity with ulcer of calf | Diagnosis | ICD-10-CM |
| I83.013 | Varicose veins of right lower extremity with ulcer of ankle | Diagnosis | ICD-10-CM |
| I83.014 | Varicose veins of right lower extremity with ulcer of heel and midfoot | Diagnosis | ICD-10-CM |
| I83.015 | Varicose veins of right lower extremity with ulcer other part of foot | Diagnosis | ICD-10-CM |
| I83.018 | Varicose veins of right lower extremity with ulcer other part of lower leg | Diagnosis | ICD-10-CM |
| I83.019 | Varicose veins of right lower extremity with ulcer of unspecified site | Diagnosis | ICD-10-CM |
| I83.02 | Varicose veins of left lower extremity with ulcer | Diagnosis | ICD-10-CM |
| I83.021 | Varicose veins of left lower extremity with ulcer of thigh | Diagnosis | ICD-10-CM |
| I83.022 | Varicose veins of left lower extremity with ulcer of calf | Diagnosis | ICD-10-CM |
| I83.023 | Varicose veins of left lower extremity with ulcer of ankle | Diagnosis | ICD-10-CM |
| I83.024 | Varicose veins of left lower extremity with ulcer of heel and midfoot | Diagnosis | ICD-10-CM |
| I83.025 | Varicose veins of left lower extremity with ulcer other part of foot | Diagnosis | ICD-10-CM |
| I83.028 | Varicose veins of left lower extremity with ulcer other part of lower | Diagnosis | ICD-10-CM |
| I83.029 | Varicose veins of left lower extremity with ulcer of unspecified site | Diagnosis | ICD-10-CM |
| I83.1 | Varicose veins of lower extremities with inflammation | Diagnosis | ICD-10-CM |
| I83.10 | Varicose veins of unspecified lower extremity with inflammation | Diagnosis | ICD-10-CM |
| I83.11 | Varicose veins of right lower extremity with inflammation | Diagnosis | ICD-10-CM |
| I83.12 | Varicose veins of left lower extremity with inflammation | Diagnosis | ICD-10-CM |
| I83.2 | Varicose veins of lower extremities with both ulcer and inflammation | Diagnosis | ICD-10-CM |
| I83.20 | Varicose veins of unspecified lower extremity with both ulcer and inflammation | Diagnosis | ICD-10-CM |
| I83.201 | Varicose veins of unspecified lower extremity with both ulcer of thigh and inflammation | Diagnosis | ICD-10-CM |
| I83.202 | Varicose veins of unspecified lower extremity with both ulcer of calf and inflammation | Diagnosis | ICD-10-CM |
| I83.203 | Varicose veins of unspecified lower extremity with both ulcer of ankle and inflammation | Diagnosis | ICD-10-CM |

Appendix C.1. List of RxNorm Concept Unique Identifier (RXCUI), Logical Observation Identifiers Names and Codes (LOINC), International Classification of Diseases, Tenth Revision, Clinical Modification (ICD-10-CM), International Classification of Diseases, Tenth Revision, Procedure Coding System (ICD-10-PCS), Healthcare Common Procedure Coding System (HCPCS), and Current Procedural Terminology (CPT) Codes Used to Define Baseline Characteristics for this Request

| Code | Description | Code Category | Code Type |
|-------------|---|----------------------|------------------|
| I83.204 | Varicose veins of unspecified lower extremity with both ulcer of heel and midfoot and inflammation | Diagnosis | ICD-10-CM |
| I83.205 | Varicose veins of unspecified lower extremity with both ulcer other part of foot and inflammation | Diagnosis | ICD-10-CM |
| I83.208 | Varicose veins of unspecified lower extremity with both ulcer of other part of lower extremity and inflammation | Diagnosis | ICD-10-CM |
| I83.209 | Varicose veins of unspecified lower extremity with both ulcer of unspecified site and inflammation | Diagnosis | ICD-10-CM |
| I83.21 | Varicose veins of right lower extremity with both ulcer and inflammation | Diagnosis | ICD-10-CM |
| I83.211 | Varicose veins of right lower extremity with both ulcer of thigh and inflammation | Diagnosis | ICD-10-CM |
| I83.212 | Varicose veins of right lower extremity with both ulcer of calf and inflammation | Diagnosis | ICD-10-CM |
| I83.213 | Varicose veins of right lower extremity with both ulcer of ankle and inflammation | Diagnosis | ICD-10-CM |
| I83.214 | Varicose veins of right lower extremity with both ulcer of heel and midfoot and inflammation | Diagnosis | ICD-10-CM |
| I83.215 | Varicose veins of right lower extremity with both ulcer other part of foot and inflammation | Diagnosis | ICD-10-CM |
| I83.218 | Varicose veins of right lower extremity with both ulcer of other part of lower extremity and inflammation | Diagnosis | ICD-10-CM |
| I83.219 | Varicose veins of right lower extremity with both ulcer of unspecified site and inflammation | Diagnosis | ICD-10-CM |
| I83.22 | Varicose veins of left lower extremity with both ulcer and | Diagnosis | ICD-10-CM |
| I83.221 | Varicose veins of left lower extremity with both ulcer of thigh and inflammation | Diagnosis | ICD-10-CM |
| I83.222 | Varicose veins of left lower extremity with both ulcer of calf and inflammation | Diagnosis | ICD-10-CM |
| I83.223 | Varicose veins of left lower extremity with both ulcer of ankle and inflammation | Diagnosis | ICD-10-CM |
| I83.224 | Varicose veins of left lower extremity with both ulcer of heel and midfoot and inflammation | Diagnosis | ICD-10-CM |
| I83.225 | Varicose veins of left lower extremity with both ulcer other part of foot and inflammation | Diagnosis | ICD-10-CM |
| I83.228 | Varicose veins of left lower extremity with both ulcer of other part of lower extremity and inflammation | Diagnosis | ICD-10-CM |
| I83.229 | Varicose veins of left lower extremity with both ulcer of unspecified site and inflammation | Diagnosis | ICD-10-CM |
| I83.8 | Varicose veins of lower extremities with other complications | Diagnosis | ICD-10-CM |

Appendix C.1. List of RxNorm Concept Unique Identifier (RXCUI), Logical Observation Identifiers Names and Codes (LOINC), International Classification of Diseases, Tenth Revision, Clinical Modification (ICD-10-CM), International Classification of Diseases, Tenth Revision, Procedure Coding System (ICD-10-PCS), Healthcare Common Procedure Coding System (HCPCS), and Current Procedural Terminology (CPT) Codes Used to Define Baseline Characteristics for this Request

| Code | Description | Code Category | Code Type |
|-------------|--|----------------------|------------------|
| I83.81 | Varicose veins of lower extremities with pain | Diagnosis | ICD-10-CM |
| I83.811 | Varicose veins of right lower extremity with pain | Diagnosis | ICD-10-CM |
| I83.812 | Varicose veins of left lower extremity with pain | Diagnosis | ICD-10-CM |
| I83.813 | Varicose veins of bilateral lower extremities with pain | Diagnosis | ICD-10-CM |
| I83.819 | Varicose veins of unspecified lower extremity with pain | Diagnosis | ICD-10-CM |
| I83.89 | Varicose veins of lower extremities with other complications | Diagnosis | ICD-10-CM |
| I83.891 | Varicose veins of right lower extremity with other complications | Diagnosis | ICD-10-CM |
| I83.892 | Varicose veins of left lower extremity with other complications | Diagnosis | ICD-10-CM |
| I83.893 | Varicose veins of bilateral lower extremities with other complications | Diagnosis | ICD-10-CM |
| I83.899 | Varicose veins of unspecified lower extremity with other | Diagnosis | ICD-10-CM |
| I83.9 | Asymptomatic varicose veins of lower extremities | Diagnosis | ICD-10-CM |
| I83.90 | Asymptomatic varicose veins of unspecified lower extremity | Diagnosis | ICD-10-CM |
| I83.91 | Asymptomatic varicose veins of right lower extremity | Diagnosis | ICD-10-CM |
| I83.92 | Asymptomatic varicose veins of left lower extremity | Diagnosis | ICD-10-CM |
| I83.93 | Asymptomatic varicose veins of bilateral lower extremities | Diagnosis | ICD-10-CM |
| I86 | Varicose veins of other sites | Diagnosis | ICD-10-CM |
| I86.0 | Sublingual varices | Diagnosis | ICD-10-CM |
| I86.1 | Scrotal varices | Diagnosis | ICD-10-CM |
| I86.2 | Pelvic varices | Diagnosis | ICD-10-CM |
| I86.3 | Vulval varices | Diagnosis | ICD-10-CM |
| I86.8 | Varicose veins of other specified sites | Diagnosis | ICD-10-CM |
| I87 | Other disorders of veins | Diagnosis | ICD-10-CM |
| I87.0 | Postthrombotic syndrome | Diagnosis | ICD-10-CM |
| I87.00 | Postthrombotic syndrome without complications | Diagnosis | ICD-10-CM |
| I87.001 | Postthrombotic syndrome without complications of right lower extremity | Diagnosis | ICD-10-CM |
| I87.002 | Postthrombotic syndrome without complications of left lower extremity | Diagnosis | ICD-10-CM |
| I87.003 | Postthrombotic syndrome without complications of bilateral lower extremity | Diagnosis | ICD-10-CM |
| I87.009 | Postthrombotic syndrome without complications of unspecified extremity | Diagnosis | ICD-10-CM |
| I87.01 | Postthrombotic syndrome with ulcer | Diagnosis | ICD-10-CM |
| I87.011 | Postthrombotic syndrome with ulcer of right lower extremity | Diagnosis | ICD-10-CM |
| I87.012 | Postthrombotic syndrome with ulcer of left lower extremity | Diagnosis | ICD-10-CM |
| I87.013 | Postthrombotic syndrome with ulcer of bilateral lower extremity | Diagnosis | ICD-10-CM |
| I87.019 | Postthrombotic syndrome with ulcer of unspecified lower extremity | Diagnosis | ICD-10-CM |
| I87.02 | Postthrombotic syndrome with inflammation | Diagnosis | ICD-10-CM |
| I87.021 | Postthrombotic syndrome with inflammation of right lower extremity | Diagnosis | ICD-10-CM |
| I87.022 | Postthrombotic syndrome with inflammation of left lower extremity | Diagnosis | ICD-10-CM |

Appendix C.1. List of RxNorm Concept Unique Identifier (RXCUI), Logical Observation Identifiers Names and Codes (LOINC), International Classification of Diseases, Tenth Revision, Clinical Modification (ICD-10-CM), International Classification of Diseases, Tenth Revision, Procedure Coding System (ICD-10-PCS), Healthcare Common Procedure Coding System (HCPCS), and Current Procedural Terminology (CPT) Codes Used to Define Baseline Characteristics for this Request

| Code | Description | Code Category | Code Type |
|-------------|--|----------------------|------------------|
| I87.023 | Postthrombotic syndrome with inflammation of bilateral lower extremity | Diagnosis | ICD-10-CM |
| I87.029 | Postthrombotic syndrome with inflammation of unspecified lower extremity | Diagnosis | ICD-10-CM |
| I87.03 | Postthrombotic syndrome with ulcer and inflammation | Diagnosis | ICD-10-CM |
| I87.031 | Postthrombotic syndrome with ulcer and inflammation of right lower extremity | Diagnosis | ICD-10-CM |
| I87.032 | Postthrombotic syndrome with ulcer and inflammation of left lower extremity | Diagnosis | ICD-10-CM |
| I87.033 | Postthrombotic syndrome with ulcer and inflammation of bilateral lower extremity | Diagnosis | ICD-10-CM |
| I87.039 | Postthrombotic syndrome with ulcer and inflammation of unspecified lower extremity | Diagnosis | ICD-10-CM |
| I87.09 | Postthrombotic syndrome with other complications | Diagnosis | ICD-10-CM |
| I87.091 | Postthrombotic syndrome with other complications of right lower extremity | Diagnosis | ICD-10-CM |
| I87.092 | Postthrombotic syndrome with other complications of left lower extremity | Diagnosis | ICD-10-CM |
| I87.093 | Postthrombotic syndrome with other complications of bilateral lower extremity | Diagnosis | ICD-10-CM |
| I87.099 | Postthrombotic syndrome with other complications of unspecified lower extremity | Diagnosis | ICD-10-CM |
| I87.1 | Compression of vein | Diagnosis | ICD-10-CM |
| I87.2 | Venous insufficiency (chronic) (peripheral) | Diagnosis | ICD-10-CM |
| I87.8 | Other specified disorders of veins | Diagnosis | ICD-10-CM |
| I87.9 | Disorder of vein, unspecified | Diagnosis | ICD-10-CM |
| I88 | Nonspecific lymphadenitis | Diagnosis | ICD-10-CM |
| I88.0 | Nonspecific mesenteric lymphadenitis | Diagnosis | ICD-10-CM |
| I88.1 | Chronic lymphadenitis, except mesenteric | Diagnosis | ICD-10-CM |
| I88.8 | Other nonspecific lymphadenitis | Diagnosis | ICD-10-CM |
| I88.9 | Nonspecific lymphadenitis, unspecified | Diagnosis | ICD-10-CM |
| I89 | Other noninfective disorders of lymphatic vessels and lymph nodes | Diagnosis | ICD-10-CM |
| I89.0 | Lymphedema, not elsewhere classified | Diagnosis | ICD-10-CM |
| I89.1 | Lymphangitis | Diagnosis | ICD-10-CM |
| I89.8 | Other specified noninfective disorders of lymphatic vessels and lymph nodes | Diagnosis | ICD-10-CM |
| I89.9 | Noninfective disorder of lymphatic vessels and lymph nodes, unspecified | Diagnosis | ICD-10-CM |
| I95 | Hypotension | Diagnosis | ICD-10-CM |
| I95.0 | Idiopathic hypotension | Diagnosis | ICD-10-CM |

Appendix C.1. List of RxNorm Concept Unique Identifier (RXCUI), Logical Observation Identifiers Names and Codes (LOINC), International Classification of Diseases, Tenth Revision, Clinical Modification (ICD-10-CM), International Classification of Diseases, Tenth Revision, Procedure Coding System (ICD-10-PCS), Healthcare Common Procedure Coding System (HCPCS), and Current Procedural Terminology (CPT) Codes Used to Define Baseline Characteristics for this Request

| Code | Description | Code Category | Code Type |
|-------------|---|----------------------|------------------|
| I95.1 | Orthostatic hypotension | Diagnosis | ICD-10-CM |
| I95.2 | Hypotension due to drugs | Diagnosis | ICD-10-CM |
| I95.3 | Hypotension of hemodialysis | Diagnosis | ICD-10-CM |
| I95.8 | Other hypotension | Diagnosis | ICD-10-CM |
| I95.81 | Postprocedural hypotension | Diagnosis | ICD-10-CM |
| I95.89 | Other hypotension | Diagnosis | ICD-10-CM |
| I95.9 | Hypotension, unspecified | Diagnosis | ICD-10-CM |
| I96 | Gangrene, not elsewhere classified | Diagnosis | ICD-10-CM |
| I97 | Intraoperative and postprocedural complications and disorders of circulatory system, not elsewhere classified | Diagnosis | ICD-10-CM |
| I97.0 | Postcardiotomy syndrome | Diagnosis | ICD-10-CM |
| I97.1 | Other postprocedural cardiac functional disturbances | Diagnosis | ICD-10-CM |
| I97.11 | Postprocedural cardiac insufficiency | Diagnosis | ICD-10-CM |
| I97.110 | Postprocedural cardiac insufficiency following cardiac surgery | Diagnosis | ICD-10-CM |
| I97.111 | Postprocedural cardiac insufficiency following other surgery | Diagnosis | ICD-10-CM |
| I97.12 | Postprocedural cardiac arrest | Diagnosis | ICD-10-CM |
| I97.120 | Postprocedural cardiac arrest following cardiac surgery | Diagnosis | ICD-10-CM |
| I97.121 | Postprocedural cardiac arrest following other surgery | Diagnosis | ICD-10-CM |
| I97.13 | Postprocedural heart failure | Diagnosis | ICD-10-CM |
| I97.130 | Postprocedural heart failure following cardiac surgery | Diagnosis | ICD-10-CM |
| I97.131 | Postprocedural heart failure following other surgery | Diagnosis | ICD-10-CM |
| I97.19 | Other postprocedural cardiac functional disturbances | Diagnosis | ICD-10-CM |
| I97.190 | Other postprocedural cardiac functional disturbances following cardiac surgery | Diagnosis | ICD-10-CM |
| I97.191 | Other postprocedural cardiac functional disturbances following other surgery | Diagnosis | ICD-10-CM |
| I97.2 | Postmastectomy lymphedema syndrome | Diagnosis | ICD-10-CM |
| I97.4 | Intraoperative hemorrhage and hematoma of a circulatory system organ or structure complicating a procedure | Diagnosis | ICD-10-CM |
| I97.41 | Intraoperative hemorrhage and hematoma of a circulatory system organ or structure complicating a circulatory system procedure | Diagnosis | ICD-10-CM |
| I97.410 | Intraoperative hemorrhage and hematoma of a circulatory system organ or structure complicating a cardiac catheterization | Diagnosis | ICD-10-CM |
| I97.411 | Intraoperative hemorrhage and hematoma of a circulatory system organ or structure complicating a cardiac bypass | Diagnosis | ICD-10-CM |
| I97.418 | Intraoperative hemorrhage and hematoma of a circulatory system organ or structure complicating other circulatory system procedure | Diagnosis | ICD-10-CM |
| I97.42 | Intraoperative hemorrhage and hematoma of a circulatory system organ or structure complicating other procedure | Diagnosis | ICD-10-CM |

Appendix C.1. List of RxNorm Concept Unique Identifier (RXCUI), Logical Observation Identifiers Names and Codes (LOINC), International Classification of Diseases, Tenth Revision, Clinical Modification (ICD-10-CM), International Classification of Diseases, Tenth Revision, Procedure Coding System (ICD-10-PCS), Healthcare Common Procedure Coding System (HCPCS), and Current Procedural Terminology (CPT) Codes Used to Define Baseline Characteristics for this Request

| Code | Description | Code Category | Code Type |
|-------------|---|----------------------|------------------|
| I97.5 | Accidental puncture and laceration of a circulatory system organ or structure during a procedure | Diagnosis | ICD-10-CM |
| I97.51 | Accidental puncture and laceration of a circulatory system organ or structure during a circulatory system procedure | Diagnosis | ICD-10-CM |
| I97.52 | Accidental puncture and laceration of a circulatory system organ or structure during other procedure | Diagnosis | ICD-10-CM |
| I97.6 | Postprocedural hemorrhage, hematoma and seroma of a circulatory system organ or structure following a procedure | Diagnosis | ICD-10-CM |
| I97.61 | Postprocedural hemorrhage of a circulatory system organ or structure following a circulatory system procedure | Diagnosis | ICD-10-CM |
| I97.610 | Postprocedural hemorrhage of a circulatory system organ or structure following a cardiac catheterization | Diagnosis | ICD-10-CM |
| I97.611 | Postprocedural hemorrhage of a circulatory system organ or structure following cardiac bypass | Diagnosis | ICD-10-CM |
| I97.618 | Postprocedural hemorrhage of a circulatory system organ or structure following other circulatory system procedure | Diagnosis | ICD-10-CM |
| I97.62 | Postprocedural hemorrhage, hematoma and seroma of a circulatory system organ or structure following other procedure | Diagnosis | ICD-10-CM |
| I97.620 | Postprocedural hemorrhage of a circulatory system organ or structure following other procedure | Diagnosis | ICD-10-CM |
| I97.621 | Postprocedural hematoma of a circulatory system organ or structure following other procedure | Diagnosis | ICD-10-CM |
| I97.622 | Postprocedural seroma of a circulatory system organ or structure following other procedure | Diagnosis | ICD-10-CM |
| I97.63 | Postprocedural hematoma of a circulatory system organ or structure following a circulatory system procedure | Diagnosis | ICD-10-CM |
| I97.630 | Postprocedural hematoma of a circulatory system organ or structure following a cardiac catheterization | Diagnosis | ICD-10-CM |
| I97.631 | Postprocedural hematoma of a circulatory system organ or structure following cardiac bypass | Diagnosis | ICD-10-CM |
| I97.638 | Postprocedural hematoma of a circulatory system organ or structure following other circulatory system procedure | Diagnosis | ICD-10-CM |
| I97.64 | Postprocedural seroma of a circulatory system organ or structure following a circulatory system procedure | Diagnosis | ICD-10-CM |
| I97.640 | Postprocedural seroma of a circulatory system organ or structure following a cardiac catheterization | Diagnosis | ICD-10-CM |
| I97.641 | Postprocedural seroma of a circulatory system organ or structure following cardiac bypass | Diagnosis | ICD-10-CM |
| I97.648 | Postprocedural seroma of a circulatory system organ or structure following other circulatory system procedure | Diagnosis | ICD-10-CM |

Appendix C.1. List of RxNorm Concept Unique Identifier (RXCUI), Logical Observation Identifiers Names and Codes (LOINC), International Classification of Diseases, Tenth Revision, Clinical Modification (ICD-10-CM), International Classification of Diseases, Tenth Revision, Procedure Coding System (ICD-10-PCS), Healthcare Common Procedure Coding System (HCPCS), and Current Procedural Terminology (CPT) Codes Used to Define Baseline Characteristics for this Request

| Code | Description | Code Category | Code Type |
|--------------------------------|---|----------------------|------------------|
| I97.7 | Intraoperative cardiac functional disturbances | Diagnosis | ICD-10-CM |
| I97.71 | Intraoperative cardiac arrest | Diagnosis | ICD-10-CM |
| I97.710 | Intraoperative cardiac arrest during cardiac surgery | Diagnosis | ICD-10-CM |
| I97.711 | Intraoperative cardiac arrest during other surgery | Diagnosis | ICD-10-CM |
| I97.79 | Other intraoperative cardiac functional disturbances | Diagnosis | ICD-10-CM |
| I97.790 | Other intraoperative cardiac functional disturbances during cardiac surgery | Diagnosis | ICD-10-CM |
| I97.791 | Other intraoperative cardiac functional disturbances during other surgery | Diagnosis | ICD-10-CM |
| I97.8 | Other intraoperative and postprocedural complications and disorders of the circulatory system, not elsewhere classified | Diagnosis | ICD-10-CM |
| I97.81 | Intraoperative cerebrovascular infarction | Diagnosis | ICD-10-CM |
| I97.810 | Intraoperative cerebrovascular infarction during cardiac surgery | Diagnosis | ICD-10-CM |
| I97.811 | Intraoperative cerebrovascular infarction during other surgery | Diagnosis | ICD-10-CM |
| I97.82 | Postprocedural cerebrovascular infarction | Diagnosis | ICD-10-CM |
| I97.820 | Postprocedural cerebrovascular infarction following cardiac surgery | Diagnosis | ICD-10-CM |
| I97.821 | Postprocedural cerebrovascular infarction following other surgery | Diagnosis | ICD-10-CM |
| I97.88 | Other intraoperative complications of the circulatory system, not elsewhere classified | Diagnosis | ICD-10-CM |
| I97.89 | Other postprocedural complications and disorders of the circulatory system, not elsewhere classified | Diagnosis | ICD-10-CM |
| I99 | Other and unspecified disorders of circulatory system | Diagnosis | ICD-10-CM |
| I99.8 | Other disorder of circulatory system | Diagnosis | ICD-10-CM |
| I99.9 | Unspecified disorder of circulatory system | Diagnosis | ICD-10-CM |
| Vasopressors Inpatient | | | |
| 84588 | Vasopressin (antidiuretic hormone, ADH) | Procedure | HCPCS/CPT |
| 3E033XZ | Introduction of Vasopressor into Peripheral Vein, Percutaneous Approach | Procedure | ICD-10-PCS |
| J0170 | Injection, adrenalin, epinephrine, up to 1 ml ampule | Procedure | HCPCS/CPT |
| J0171 | Injection, adrenalin, epinephrine, 0.1 mg | Procedure | HCPCS/CPT |
| J0590 | Injection, ethylnorepinephrine hcl, 1 ml | Procedure | HCPCS/CPT |
| J1250 | Injection, dobutamine HCl, per 250 mg | Procedure | HCPCS/CPT |
| J1265 | Injection, dopamine HCl, 40 mg | Procedure | HCPCS/CPT |
| Q4076 | Injection, dopamine HCl, 40 mg | Procedure | HCPCS/CPT |
| Vasopressors Outpatient | | | |
| 204395 | Vassopressors | Prescribing | RxCUI |
| 209217 | Vassopressors | Prescribing | RxCUI |
| 238217 | Vassopressors | Prescribing | RxCUI |
| 238218 | Vassopressors | Prescribing | RxCUI |
| 238219 | Vassopressors | Prescribing | RxCUI |

Appendix C.1. List of RxNorm Concept Unique Identifier (RXCUI), Logical Observation Identifiers Names and Codes (LOINC), International Classification of Diseases, Tenth Revision, Clinical Modification (ICD-10-CM), International Classification of Diseases, Tenth Revision, Procedure Coding System (ICD-10-PCS), Healthcare Common Procedure Coding System (HCPCS), and Current Procedural Terminology (CPT) Codes Used to Define Baseline Characteristics for this Request

| Code | Description | Code Category | Code Type |
|-----------------------|--|----------------------|------------------|
| 242969 | Vassopressors | Prescribing | RxCUI |
| 309985 | Vassopressors | Prescribing | RxCUI |
| 309986 | Vassopressors | Prescribing | RxCUI |
| 309987 | Vassopressors | Prescribing | RxCUI |
| 310011 | Vassopressors | Prescribing | RxCUI |
| 310012 | Vassopressors | Prescribing | RxCUI |
| 310013 | Vassopressors | Prescribing | RxCUI |
| 866824 | Vassopressors | Prescribing | RxCUI |
| 1114874 | Vassopressors | Prescribing | RxCUI |
| 1114880 | Vassopressors | Prescribing | RxCUI |
| 1114888 | Vassopressors | Prescribing | RxCUI |
| 1292740 | Vassopressors | Prescribing | RxCUI |
| 1292751 | Vassopressors | Prescribing | RxCUI |
| 1292887 | Vassopressors | Prescribing | RxCUI |
| 1593738 | Vassopressors | Prescribing | RxCUI |
| 1743869 | Vassopressors | Prescribing | RxCUI |
| 1743871 | Vassopressors | Prescribing | RxCUI |
| 1743877 | Vassopressors | Prescribing | RxCUI |
| 1743879 | Vassopressors | Prescribing | RxCUI |
| 1743938 | Vassopressors | Prescribing | RxCUI |
| 1743941 | Vassopressors | Prescribing | RxCUI |
| 1743950 | Vassopressors | Prescribing | RxCUI |
| 1743953 | Vassopressors | Prescribing | RxCUI |
| 1812168 | Vassopressors | Prescribing | RxCUI |
| 1812170 | Vassopressors | Prescribing | RxCUI |
| 2103184 | Vassopressors | Prescribing | RxCUI |
| Venous Lactate | | | |
| 19240-1 | Lactate [Moles/volume] in Mixed venous blood | Lab | LOINC |
| 2519-7 | Lactate [Moles/volume] in Venous blood | Lab | LOINC |
| 30241-4 | Lactate [Mass/volume] in Venous blood | Lab | LOINC |
| 32133-1 | Lactate [Moles/volume] in Plasma venous | Lab | LOINC |
| Vitamin D | | | |
| 197397 | Vitamin D | Prescribing | RxCUI |
| 198013 | Vitamin D | Prescribing | RxCUI |
| 198527 | Vitamin D | Prescribing | RxCUI |
| 198542 | Vitamin D | Prescribing | RxCUI |
| 198683 | Vitamin D | Prescribing | RxCUI |
| 199362 | Vitamin D | Prescribing | RxCUI |
| 200321 | Vitamin D | Prescribing | RxCUI |
| 209006 | Vitamin D | Prescribing | RxCUI |

Appendix C.1. List of RxNorm Concept Unique Identifier (RXCUI), Logical Observation Identifiers Names and Codes (LOINC), International Classification of Diseases, Tenth Revision, Clinical Modification (ICD-10-CM), International Classification of Diseases, Tenth Revision, Procedure Coding System (ICD-10-PCS), Healthcare Common Procedure Coding System (HCPCS), and Current Procedural Terminology (CPT) Codes Used to Define Baseline Characteristics for this Request

| Code | Description | Code Category | Code Type |
|-------------|--------------------|----------------------|------------------|
| 209007 | Vitamin D | Prescribing | RxCUI |
| 209008 | Vitamin D | Prescribing | RxCUI |
| 209009 | Vitamin D | Prescribing | RxCUI |
| 209638 | Vitamin D | Prescribing | RxCUI |
| 211350 | Vitamin D | Prescribing | RxCUI |
| 212374 | Vitamin D | Prescribing | RxCUI |
| 212495 | Vitamin D | Prescribing | RxCUI |
| 213298 | Vitamin D | Prescribing | RxCUI |
| 237407 | Vitamin D | Prescribing | RxCUI |
| 237723 | Vitamin D | Prescribing | RxCUI |
| 240029 | Vitamin D | Prescribing | RxCUI |
| 245500 | Vitamin D | Prescribing | RxCUI |
| 251154 | Vitamin D | Prescribing | RxCUI |
| 261247 | Vitamin D | Prescribing | RxCUI |
| 261283 | Vitamin D | Prescribing | RxCUI |
| 282609 | Vitamin D | Prescribing | RxCUI |
| 282725 | Vitamin D | Prescribing | RxCUI |
| 283610 | Vitamin D | Prescribing | RxCUI |
| 284411 | Vitamin D | Prescribing | RxCUI |
| 308867 | Vitamin D | Prescribing | RxCUI |
| 308868 | Vitamin D | Prescribing | RxCUI |
| 308869 | Vitamin D | Prescribing | RxCUI |
| 308870 | Vitamin D | Prescribing | RxCUI |
| 308910 | Vitamin D | Prescribing | RxCUI |
| 308918 | Vitamin D | Prescribing | RxCUI |
| 309263 | Vitamin D | Prescribing | RxCUI |
| 310023 | Vitamin D | Prescribing | RxCUI |
| 313705 | Vitamin D | Prescribing | RxCUI |
| 313706 | Vitamin D | Prescribing | RxCUI |
| 313932 | Vitamin D | Prescribing | RxCUI |
| 315015 | Vitamin D | Prescribing | RxCUI |
| 351154 | Vitamin D | Prescribing | RxCUI |
| 352076 | Vitamin D | Prescribing | RxCUI |
| 359297 | Vitamin D | Prescribing | RxCUI |
| 360422 | Vitamin D | Prescribing | RxCUI |
| 406503 | Vitamin D | Prescribing | RxCUI |
| 428485 | Vitamin D | Prescribing | RxCUI |
| 435020 | Vitamin D | Prescribing | RxCUI |
| 540687 | Vitamin D | Prescribing | RxCUI |
| 577043 | Vitamin D | Prescribing | RxCUI |

Appendix C.1. List of RxNorm Concept Unique Identifier (RXCUI), Logical Observation Identifiers Names and Codes (LOINC), International Classification of Diseases, Tenth Revision, Clinical Modification (ICD-10-CM), International Classification of Diseases, Tenth Revision, Procedure Coding System (ICD-10-PCS), Healthcare Common Procedure Coding System (HCPCS), and Current Procedural Terminology (CPT) Codes Used to Define Baseline Characteristics for this Request

| Code | Description | Code Category | Code Type |
|-------------|--------------------|----------------------|------------------|
| 577055 | Vitamin D | Prescribing | RxCUI |
| 577315 | Vitamin D | Prescribing | RxCUI |
| 577317 | Vitamin D | Prescribing | RxCUI |
| 577324 | Vitamin D | Prescribing | RxCUI |
| 606854 | Vitamin D | Prescribing | RxCUI |
| 606859 | Vitamin D | Prescribing | RxCUI |
| 606861 | Vitamin D | Prescribing | RxCUI |
| 685054 | Vitamin D | Prescribing | RxCUI |
| 701441 | Vitamin D | Prescribing | RxCUI |
| 701445 | Vitamin D | Prescribing | RxCUI |
| 701476 | Vitamin D | Prescribing | RxCUI |
| 701627 | Vitamin D | Prescribing | RxCUI |
| 705726 | Vitamin D | Prescribing | RxCUI |
| 705728 | Vitamin D | Prescribing | RxCUI |
| 723832 | Vitamin D | Prescribing | RxCUI |
| 724165 | Vitamin D | Prescribing | RxCUI |
| 801663 | Vitamin D | Prescribing | RxCUI |
| 804146 | Vitamin D | Prescribing | RxCUI |
| 808596 | Vitamin D | Prescribing | RxCUI |
| 809533 | Vitamin D | Prescribing | RxCUI |
| 809536 | Vitamin D | Prescribing | RxCUI |
| 809539 | Vitamin D | Prescribing | RxCUI |
| 809540 | Vitamin D | Prescribing | RxCUI |
| 809555 | Vitamin D | Prescribing | RxCUI |
| 809559 | Vitamin D | Prescribing | RxCUI |
| 809565 | Vitamin D | Prescribing | RxCUI |
| 809572 | Vitamin D | Prescribing | RxCUI |
| 809574 | Vitamin D | Prescribing | RxCUI |
| 809578 | Vitamin D | Prescribing | RxCUI |
| 809580 | Vitamin D | Prescribing | RxCUI |
| 829993 | Vitamin D | Prescribing | RxCUI |
| 832908 | Vitamin D | Prescribing | RxCUI |
| 832909 | Vitamin D | Prescribing | RxCUI |
| 832910 | Vitamin D | Prescribing | RxCUI |
| 833456 | Vitamin D | Prescribing | RxCUI |
| 845523 | Vitamin D | Prescribing | RxCUI |
| 846138 | Vitamin D | Prescribing | RxCUI |
| 847113 | Vitamin D | Prescribing | RxCUI |
| 847121 | Vitamin D | Prescribing | RxCUI |
| 857466 | Vitamin D | Prescribing | RxCUI |

Appendix C.1. List of RxNorm Concept Unique Identifier (RXCUI), Logical Observation Identifiers Names and Codes (LOINC), International Classification of Diseases, Tenth Revision, Clinical Modification (ICD-10-CM), International Classification of Diseases, Tenth Revision, Procedure Coding System (ICD-10-PCS), Healthcare Common Procedure Coding System (HCPCS), and Current Procedural Terminology (CPT) Codes Used to Define Baseline Characteristics for this Request

| Code | Description | Code Category | Code Type |
|-------------|--------------------|----------------------|------------------|
| 858262 | Vitamin D | Prescribing | RxCUI |
| 858264 | Vitamin D | Prescribing | RxCUI |
| 858266 | Vitamin D | Prescribing | RxCUI |
| 864669 | Vitamin D | Prescribing | RxCUI |
| 876671 | Vitamin D | Prescribing | RxCUI |
| 877318 | Vitamin D | Prescribing | RxCUI |
| 877408 | Vitamin D | Prescribing | RxCUI |
| 877409 | Vitamin D | Prescribing | RxCUI |
| 880340 | Vitamin D | Prescribing | RxCUI |
| 885489 | Vitamin D | Prescribing | RxCUI |
| 891692 | Vitamin D | Prescribing | RxCUI |
| 898694 | Vitamin D | Prescribing | RxCUI |
| 901040 | Vitamin D | Prescribing | RxCUI |
| 901044 | Vitamin D | Prescribing | RxCUI |
| 904465 | Vitamin D | Prescribing | RxCUI |
| 904495 | Vitamin D | Prescribing | RxCUI |
| 967919 | Vitamin D | Prescribing | RxCUI |
| 991376 | Vitamin D | Prescribing | RxCUI |
| 1001409 | Vitamin D | Prescribing | RxCUI |
| 1001758 | Vitamin D | Prescribing | RxCUI |
| 1005701 | Vitamin D | Prescribing | RxCUI |
| 1005705 | Vitamin D | Prescribing | RxCUI |
| 1005710 | Vitamin D | Prescribing | RxCUI |
| 1085119 | Vitamin D | Prescribing | RxCUI |
| 1085186 | Vitamin D | Prescribing | RxCUI |
| 1086605 | Vitamin D | Prescribing | RxCUI |
| 1086623 | Vitamin D | Prescribing | RxCUI |
| 1086626 | Vitamin D | Prescribing | RxCUI |
| 1087285 | Vitamin D | Prescribing | RxCUI |
| 1088432 | Vitamin D | Prescribing | RxCUI |
| 1088538 | Vitamin D | Prescribing | RxCUI |
| 1088800 | Vitamin D | Prescribing | RxCUI |
| 1089738 | Vitamin D | Prescribing | RxCUI |
| 1091286 | Vitamin D | Prescribing | RxCUI |
| 1092723 | Vitamin D | Prescribing | RxCUI |
| 1094022 | Vitamin D | Prescribing | RxCUI |
| 1095608 | Vitamin D | Prescribing | RxCUI |
| 1116511 | Vitamin D | Prescribing | RxCUI |
| 1116514 | Vitamin D | Prescribing | RxCUI |
| 1125500 | Vitamin D | Prescribing | RxCUI |

Appendix C.1. List of RxNorm Concept Unique Identifier (RXCUI), Logical Observation Identifiers Names and Codes (LOINC), International Classification of Diseases, Tenth Revision, Clinical Modification (ICD-10-CM), International Classification of Diseases, Tenth Revision, Procedure Coding System (ICD-10-PCS), Healthcare Common Procedure Coding System (HCPCS), and Current Procedural Terminology (CPT) Codes Used to Define Baseline Characteristics for this Request

| Code | Description | Code Category | Code Type |
|-------------|--------------------|----------------------|------------------|
| 1150266 | Vitamin D | Prescribing | RxCUI |
| 1193046 | Vitamin D | Prescribing | RxCUI |
| 1233607 | Vitamin D | Prescribing | RxCUI |
| 1243364 | Vitamin D | Prescribing | RxCUI |
| 1243393 | Vitamin D | Prescribing | RxCUI |
| 1243415 | Vitamin D | Prescribing | RxCUI |
| 1244026 | Vitamin D | Prescribing | RxCUI |
| 1297378 | Vitamin D | Prescribing | RxCUI |
| 1297389 | Vitamin D | Prescribing | RxCUI |
| 1303916 | Vitamin D | Prescribing | RxCUI |
| 1310948 | Vitamin D | Prescribing | RxCUI |
| 1310954 | Vitamin D | Prescribing | RxCUI |
| 1312502 | Vitamin D | Prescribing | RxCUI |
| 1365897 | Vitamin D | Prescribing | RxCUI |
| 1366149 | Vitamin D | Prescribing | RxCUI |
| 1367410 | Vitamin D | Prescribing | RxCUI |
| 1367416 | Vitamin D | Prescribing | RxCUI |
| 1371195 | Vitamin D | Prescribing | RxCUI |
| 1375374 | Vitamin D | Prescribing | RxCUI |
| 1375960 | Vitamin D | Prescribing | RxCUI |
| 1375976 | Vitamin D | Prescribing | RxCUI |
| 1435917 | Vitamin D | Prescribing | RxCUI |
| 1442443 | Vitamin D | Prescribing | RxCUI |
| 1488353 | Vitamin D | Prescribing | RxCUI |
| 1593744 | Vitamin D | Prescribing | RxCUI |
| 1596005 | Vitamin D | Prescribing | RxCUI |
| 1601102 | Vitamin D | Prescribing | RxCUI |
| 1651279 | Vitamin D | Prescribing | RxCUI |
| 1651282 | Vitamin D | Prescribing | RxCUI |
| 1720258 | Vitamin D | Prescribing | RxCUI |
| 1736919 | Vitamin D | Prescribing | RxCUI |
| 1736921 | Vitamin D | Prescribing | RxCUI |
| 1736931 | Vitamin D | Prescribing | RxCUI |
| 1789542 | Vitamin D | Prescribing | RxCUI |
| 1790210 | Vitamin D | Prescribing | RxCUI |
| 1790219 | Vitamin D | Prescribing | RxCUI |
| 1790220 | Vitamin D | Prescribing | RxCUI |
| 1790877 | Vitamin D | Prescribing | RxCUI |
| 1794559 | Vitamin D | Prescribing | RxCUI |
| 1809754 | Vitamin D | Prescribing | RxCUI |

Appendix C.1. List of RxNorm Concept Unique Identifier (RXCUI), Logical Observation Identifiers Names and Codes (LOINC), International Classification of Diseases, Tenth Revision, Clinical Modification (ICD-10-CM), International Classification of Diseases, Tenth Revision, Procedure Coding System (ICD-10-PCS), Healthcare Common Procedure Coding System (HCPCS), and Current Procedural Terminology (CPT) Codes Used to Define Baseline Characteristics for this Request

| Code | Description | Code Category | Code Type |
|------------------|--|----------------------|------------------|
| 1855072 | Vitamin D | Prescribing | RxCUI |
| 1870970 | Vitamin D | Prescribing | RxCUI |
| 1874857 | Vitamin D | Prescribing | RxCUI |
| 1919489 | Vitamin D | Prescribing | RxCUI |
| 1996206 | Vitamin D | Prescribing | RxCUI |
| 2044659 | Vitamin D | Prescribing | RxCUI |
| 2099327 | Vitamin D | Prescribing | RxCUI |
| G2119 | Within the past 2 years, calcium and/or vitamin D optimization has been ordered or performed | Procedure | HCPCS/CPT |
| G8099 | Osteoporosis patient documented to have been prescribed calcium and vitamin D supplements | Procedure | HCPCS/CPT |
| WBC Count | | | |
| 20584-9 | WBCI_leukocyte count | Lab | LOINC |
| 26464-8 | WBCI_leukocyte count | Lab | LOINC |
| 33028-2 | WBCI_leukocyte count | Lab | LOINC |
| 33765-9 | WBCI_leukocyte count | Lab | LOINC |
| 49498-9 | WBCI_leukocyte count | Lab | LOINC |
| 62239-9 | WBCI_leukocyte count | Lab | LOINC |
| 63555-7 | WBCI_leukocyte count | Lab | LOINC |
| 6690-2 | WBCI_leukocyte count | Lab | LOINC |
| 804-5 | WBCI_leukocyte count | Lab | LOINC |

Appendix C.2. List of Generic and Brand Names of Medical Products Used to Define Baseline Characteristics in this Request

| Generic Name | Brand Name |
|---|--------------------------------|
| Angiotensin-converting enzyme (ACE) inhibitors Inpatient | |
| lisinopril | Prinivil |
| perindopril erbumine | perindopril erbumine |
| quinapril HCl/hydrochlorothiazide | Accuretic |
| quinapril HCl | Accupril |
| trandolapril/verapamil HCl | Tarka |
| amlodipine besylate/benazepril HCl | Lotrel |
| moexipril HCl | moexipril |
| enalapril maleate | enalapril maleate |
| fosinopril sodium | fosinopril |
| amlodipine besylate/benazepril HCl | amlodipine-benazepril |
| captopril | captopril |
| lisinopril/hydrochlorothiazide | lisinopril-hydrochlorothiazide |
| lisinopril | lisinopril |
| enalaprilat dihydrate | enalaprilat |
| benazepril HCl | benazepril |
| benazepril HCl/hydrochlorothiazide | benazepril-hydrochlorothiazide |
| fosinopril sodium/hydrochlorothiazide | fosinopril-hydrochlorothiazide |
| enalapril maleate | Vasotec |
| enalapril maleate/hydrochlorothiazide | Vaseretic |
| captopril/hydrochlorothiazide | captopril-hydrochlorothiazide |
| enalapril maleate/hydrochlorothiazide | enalapril-hydrochlorothiazide |
| ramipril | ramipril |
| benazepril HCl | Lotensin |
| benazepril HCl/hydrochlorothiazide | Lotensin HCT |
| quinapril HCl/hydrochlorothiazide | quinapril-hydrochlorothiazide |
| quinapril HCl | quinapril |
| lisinopril/hydrochlorothiazide | Zestoretic |
| lisinopril | Zestril |
| lisinopril | Qbrelis |
| enalapril maleate | Epaned |
| trandolapril | trandolapril |
| trandolapril/verapamil HCl | trandolapril-verapamil |
| ramipril | Altace |
| perindopril arginine/amlodipine besylate | Prestalia |
| Angiotensin receptor blockers (ARBs) Inpatient | |
| losartan potassium/hydrochlorothiazide | Hyzaar |
| losartan potassium | Cozaar |
| nebivolol HCl/valsartan | Byvalson |
| irbesartan | Avapro |
| irbesartan/hydrochlorothiazide | Avalide |
| losartan potassium | losartan |
| irbesartan/hydrochlorothiazide | irbesartan-hydrochlorothiazide |

Appendix C.2. List of Generic and Brand Names of Medical Products Used to Define Baseline Characteristics in this Request

| Generic Name | Brand Name |
|--|--------------------------------|
| telmisartan | telmisartan |
| telmisartan/hydrochlorothiazide | telmisartan-hydrochlorothiazid |
| valsartan/hydrochlorothiazide | Diovan HCT |
| valsartan | Diovan |
| amlodipine besylate/valsartan | Exforge |
| amlodipine besylate/valsartan/hydrochlorothiazide | Exforge HCT |
| sacubitril/valsartan | Entresto |
| olmesartan medoxomil/amlodipine besylate/hydrochlorothiazide | olmesartan-amlodipin-hcthiazyd |
| amlodipine besylate/olmesartan medoxomil | amlodipine-olmesartan |
| losartan potassium/hydrochlorothiazide | losartan-hydrochlorothiazide |
| olmesartan medoxomil | olmesartan |
| olmesartan medoxomil/hydrochlorothiazide | olmesartan-hydrochlorothiazide |
| amlodipine besylate/valsartan | amlodipine-valsartan |
| telmisartan/amlodipine besylate | telmisartan-amlodipine |
| candesartan cilexetil/hydrochlorothiazide | candesartan-hydrochlorothiazid |
| candesartan cilexetil | candesartan |
| valsartan | valsartan |
| valsartan/hydrochlorothiazide | valsartan-hydrochlorothiazide |
| eprosartan mesylate | eprosartan |
| telmisartan | Micardis |
| telmisartan/hydrochlorothiazide | Micardis HCT |
| telmisartan/amlodipine besylate | Twynsta |
| amlodipine besylate/valsartan/hydrochlorothiazide | amlodipine-valsartan-hcthiazyd |
| irbesartan | irbesartan |
| olmesartan medoxomil | Benicar |
| olmesartan medoxomil/hydrochlorothiazide | Benicar HCT |
| azilsartan medoxomil | Edarbi |
| azilsartan medoxomil/chlorthalidone | Edarbyclor |
| candesartan cilexetil | Atacand |
| candesartan cilexetil/hydrochlorothiazide | Atacand HCT |
| amlodipine besylate/olmesartan medoxomil | Azor |
| olmesartan medoxomil/amlodipine besylate/hydrochlorothiazide | Tribenzor |
| Azithromycin | |
| azithromycin | Zithromax |
| azithromycin | Zithromax Z-Pak |
| azithromycin | Zithromax TRI-PAK |
| azithromycin | azithromycin |
| Baricitinib | |
| Baricitinib | Olumiant |
| Chemotherapy | |
| selpercatinib | Retevmo |
| abemaciclib | Verzenio |
| pemetrexed disodium | Alimta |

Appendix C.2. List of Generic and Brand Names of Medical Products Used to Define Baseline Characteristics in this Request

| Generic Name | Brand Name |
|-------------------------------|--------------------------------|
| dasatinib | Sprycel |
| hydroxyurea | Hydrea |
| hydroxyurea | Droxia |
| capecitabine | Xeloda |
| vorinostat | Zolinza |
| temsirolimus | Torisel |
| irinotecan HCl | Camptosar |
| epirubicin HCl | Ellence |
| estramustine phosphate sodium | Emcyt |
| idarubicin HCl | Idamycin PFS |
| carmustine | BiCNU |
| mitotane | Lysodren |
| etoposide phosphate | Etopophos |
| cabazitaxel | Jevtana |
| ziv-aflibercept | Zaltrap |
| clofarabine | Clolar |
| imatinib mesylate | imatinib |
| capecitabine | capecitabine |
| cyclophosphamide | cyclophosphamide |
| bexarotene | bexarotene |
| everolimus | everolimus (immunosuppressive) |
| everolimus | everolimus (antineoplastic) |
| methotrexate sodium | methotrexate sodium |
| mercaptopurine | mercaptopurine |
| bosutinib | Bosulif |
| axitinib | Inlyta |
| palbociclib | Ibrance |
| dacomitinib | Vizimpro |
| lorlatinib | Lorbrena |
| glasdegib maleate | Daurismo |
| sunitinib malate | Sutent |
| romidepsin | romidepsin |
| doxorubicin HCl | doxorubicin |
| crizotinib | Xalkori |
| venetoclax | Venclexta |
| venetoclax | Venclexta Starting Pack |
| docetaxel | Taxotere |
| imatinib mesylate | Gleevec |
| everolimus | Zortress |
| nilotinib HCl | Tasigna |
| everolimus | Afinitor |
| everolimus | Afinitor Disperz |
| ceritinib | Zykadia |

Appendix C.2. List of Generic and Brand Names of Medical Products Used to Define Baseline Characteristics in this Request

| Generic Name | Brand Name |
|-------------------------------------|----------------------------|
| sonidegib phosphate | Odomzo |
| panobinostat lactate | Farydak |
| trametinib dimethyl sulfoxide | Mekinist |
| pazopanib HCl | Votrient |
| lapatinib ditosylate | Tykerb |
| topotecan HCl | Hycamtin |
| dabrafenib mesylate | Tafinlar |
| nelarabine | Arranon |
| midostaurin | Rydapt |
| alpelisib | Piqray |
| capmatinib hydrochloride | Tabrecta |
| ribociclib succinate | Kisqali |
| ribociclib succinate/letrozole | Kisqali Femara Co-Pack |
| temozolomide | Temodar |
| temozolomide | temozolomide |
| erlotinib HCl | erlotinib |
| epirubicin HCl | epirubicin |
| docetaxel | docetaxel |
| idarubicin HCl | idarubicin |
| bleomycin sulfate | bleomycin |
| dacarbazine | dacarbazine |
| floxuridine | floxuridine |
| doxorubicin HCl | Adriamycin |
| mitomycin | mitomycin |
| thiotepa | thiotepa |
| methotrexate sodium/PF | methotrexate sodium (PF) |
| etoposide | etoposide |
| cisplatin | cisplatin |
| ifosfamide | ifosfamide |
| daunorubicin HCl | daunorubicin |
| irinotecan HCl | irinotecan |
| azacitidine | azacitidine |
| cladribine | cladribine |
| bexarotene | Targretin |
| gefitinib | Iressa |
| acalabrutinib | Calquence |
| selumetinib sulfate/vitamin E TPGS | Koselugo |
| olaparib | Lynparza |
| osimertinib mesylate | Tagrisso |
| doxorubicin HCl pegylated liposomal | Doxil |
| doxorubicin HCl pegylated liposomal | doxorubicin, peg-liposomal |
| ifosfamide | Ifex |
| cysteamine bitartrate | Cystagon |

Appendix C.2. List of Generic and Brand Names of Medical Products Used to Define Baseline Characteristics in this Request

| Generic Name | Brand Name |
|-------------------------------|---------------------------|
| iodine/sodium iodide | iodine-sodium iodide |
| gemcitabine HCl | gemcitabine |
| topotecan HCl | topotecan |
| busulfan | busulfan |
| gilteritinib fumarate | Xospata |
| hydroxyurea | hydroxyurea |
| afatinib dimaleate | Gilotrif |
| nintedanib esylate | Ofev |
| fluorouracil | Adrucil |
| paclitaxel | paclitaxel |
| oxaliplatin | oxaliplatin |
| ifosfamide/mesna | ifosfamide-mesna |
| vinorelbine tartrate | vinorelbine |
| carboplatin | carboplatin |
| vincristine sulfate | Vincasar PFS |
| streptozocin | Zanosar |
| mitoxantrone HCl | mitoxantrone |
| etoposide | Toposar |
| decitabine | decitabine |
| clofarabine | clofarabine |
| iodine/sodium iodide | iodine |
| arsenic trioxide | arsenic trioxide |
| irinotecan liposomal | Onivyde |
| temsirolimus | temsirolimus |
| fluorouracil | fluorouracil |
| iobenguane sulfate I-123 | Adreview |
| vincristine sulfate liposomal | Marqibo |
| carmustine | carmustine |
| valrubicin | valrubicin |
| fludarabine phosphate | fludarabine |
| carmustine in polifeprosan 20 | Gliadel Wafer |
| melphalan HCl | melphalan HCl |
| dactinomycin | dactinomycin |
| bendamustine HCl | bendamustine |
| bendamustine HCl | Belrapzo |
| cabozantinib s-malate | Cometriq |
| cabozantinib s-malate | Cabometyx |
| bortezomib | bortezomib |
| cladribine | Mavenclad (4 tablet pack) |
| cladribine | Mavenclad (5 tablet pack) |
| cladribine | Mavenclad (6 tablet pack) |
| cladribine | Mavenclad (7 tablet pack) |
| cladribine | Mavenclad (8 tablet pack) |

Appendix C.2. List of Generic and Brand Names of Medical Products Used to Define Baseline Characteristics in this Request

| Generic Name | Brand Name |
|-------------------------------------|----------------------------|
| cladribine | Mavenclad (9 tablet pack) |
| cladribine | Mavenclad (10 tablet pack) |
| tepotinib HCl | Tepmetko |
| teniposide | teniposide |
| tivozanib HCl | Fotivda |
| procarbazine HCl | procarbazine HCl (bulk) |
| doxorubicin HCl pegylated liposomal | Lipodox |
| doxorubicin HCl pegylated liposomal | Lipodox 50 |
| docetaxel | Docefrez |
| melphalan | melphalan |
| sodium iodide-123 | sodium iodide-123 |
| pralatrexate | Folotyn |
| mitomycin | Mitosol |
| erlotinib HCl | Tarceva |
| vemurafenib | Zelboraf |
| entrectinib | Rozlytrek |
| alectinib HCl | Alecensa |
| vismodegib | Erivedge |
| cobimetinib fumarate | Cotellic |
| regorafenib | Stivarga |
| copanlisib di-HCl | Aliqopa |
| larotrectinib sulfate | Vitrakvi |
| sorafenib tosylate | Nexavar |
| ruxolitinib phosphate | Jakafi |
| pemigatinib | Pemazvre |
| tucatinib | Tukvsa |
| methotrexate sodium | Trexall |
| melphalan | Alkeran |
| melphalan HCl | Alkeran (as HCl) |
| methotrexate | Xatmep |
| thiotepa | Tepadina |
| methotrexate/PF | Otrexup (PF) |
| procarbazine HCl | Matulane |
| dactinomycin | Cosmegen |
| asparaginase (Erwinia chrysanthemi) | Erwinaze |
| ibrutinib | Imbruvica |
| lomustine | Gleostine |
| vandetanib | Caprelsa |
| methotrexate/PF | Rasuvo (PF) |
| decitabine | Dacogen |
| busulfan | Busulfex |
| azacitidine | Vidaza |
| enasidenib mesylate | Idhifa |
| azacitidine | Onureg |
| romidepsin | Istodax |
| erdafitinib | Balversa |
| trabectedin | Yondelis |

Appendix C.2. List of Generic and Brand Names of Medical Products Used to Define Baseline Characteristics in this Request

| Generic Name | Brand Name |
|---|--------------------|
| mercaptopurine | Purixan |
| cytarabine/PF | cytarabine (PF) |
| cytarabine | cytarabine |
| vincristine sulfate | vincristine |
| idelalisib | Zydelig |
| gemcitabine HCl in 0.9 % sodium chloride | Infugem |
| eribulin mesylate | Halaven |
| lenvatinib mesylate | Lenvima |
| bortezomib | Velcade |
| ixazomib citrate | Ninlaro |
| brigatinib | Alunbrig |
| ponatinib HCl | Iclusig |
| sodium iodide | Iodopen |
| vinblastine sulfate | vinblastine |
| omacetaxine mepesuccinate | Synribo |
| bendamustine HCl | Bendeka |
| bendamustine HCl | Treanda |
| arsenic trioxide | Trisenox |
| methoxsalen | Uvadex |
| vinorelbine tartrate | Navelbine |
| decitabine/cedazuridine | Inqovi |
| sodium iodide-131 | sodium iodide-131 |
| sodium iodide-131 | Hicon |
| pexidartinib hydrochloride | Turalio |
| methotrexate/PF | RediTrex (PF) |
| valrubicin | Valstar |
| belinostat | Beleodaq |
| melphalan HCl/betadex sulfobutyl ether sodium | Evomela |
| lapatinib ditosylate | lapatinib |
| lurbinectedin | Zepzelca |
| daunorubicin/cytarabine liposomal | Vyxeos |
| paclitaxel protein-bound | Abraxane |
| mitomycin | Mutamycin |
| carboplatin | Paraplatin |
| lutetium Lu 177 dotatate | Lutathera |
| niraparib tosylate | Zeiula |
| rucaparib camsylate | Rubraca |
| ixabepilone | Ixempra |
| binimetinib | Mektovi |
| encorafenib | Braftovi |
| neratinib maleate | Nerlynx |
| iobenguane iodine-131 | Azedra Dosimetric |
| iobenguane iodine-131 | Azedra Therapeutic |
| ivosidenib | Tibsovo |
| hydroxycoumarin | Siklos |
| duvelisib | Copiktra |
| avapritinib | Ayvakit |
| selinexor | Xpovio |
| mitomycin | Jelmyto |
| zanubrutinib | Brukinsa |
| tazemetostat hydrobromide | Tazverik |
| calaspargase pegol-mknl | Asparlas |

Appendix C.2. List of Generic and Brand Names of Medical Products Used to Define Baseline Characteristics in this Request

| Generic Name | Brand Name |
|--|--------------------------------|
| umbralisib tosvlate | Ukonig |
| trilaciclib dihydrochloride | Cosela |
| melphalan flufenamide hydrochloride | Pepaxto |
| floxuridine | floxuridine (bulk) |
| cysteamine bitartrate | Procysbi |
| carfilzomib | Kvprolis |
| porfimer sodium | Photofrin |
| chlorambucil | Leukeran |
| busulfan | Mvleran |
| thioguanine | Tabloid |
| Hemodialysis | |
| sodium acetate trihydrate | sodium acetate trihydra (bulk) |
| bicarbonate dialysis soln no.7 without potassium or dextrose | Prismasol BK |
| bicarbonate dialysis solution no.8 without calcium | Prismasol BGK |
| bicarbonate dialysis solution no.14 without calcium | Prismasol B22GK |
| phosphate hemodialysis solution no.2 without dextrose | Phoxillum BK |
| phosphate hemodialysis soln no.3 without calcium or dextrose | Phoxillum B22K |
| Glucocorticoids Any | |
| triamcinolone acetonide | Kenalog |
| triamcinolone acetonide | Kenalog-80 |
| methylprednisolone sodium succinate/PF | Solu-Medrol (PF) |
| hydrocortisone sodium succinate/PF | Solu-Cortef Act-O-Vial (PF) |
| methylprednisolone | Medrol |
| methylprednisolone | Medrol (Pak) |
| methylprednisolone acetate | Depo-Medrol |
| methylprednisolone sodium succinate | Solu-Medrol |
| hydrocortisone sodium succinate | Solu-Cortef |
| gentamicin sulfate/prednisolone acetate | Pred-G S.O.P. |
| gentamicin sulfate/prednisolone acetate | Pred-G |
| sulfacetamide sodium/prednisolone acetate | Blephamide S.O.P. |
| hydrocortisone acetate/pramoxine HCl | Epifoam |
| prednisone | prednisone |
| fluticasone propionate/salmeterol xinafoate | fluticasone propion-salmeterol |
| dexamethasone | dexamethasone |
| prednisone | Prednisone Intensol |
| prednisolone acetate | Omnipred |
| betamethasone dipropionate/propylene glycol | Diprolene (augmented) |
| clotrimazole/betamethasone dipropionate | Lotrisone |
| mometasone furoate | Asmanex Twisthaler |
| mometasone furoate | Asmanex HFA |
| mometasone furoate/formoterol fumarate | Dulera |
| mometasone furoate | Elocon |
| betamethasone acetate/betamethasone sodium phosphate | Celestone Soluspan |
| budesonide | budesonide |
| dexamethasone | DexPak 10 day |
| dexamethasone | DexPak 13 Day |
| dexamethasone | DexPak 6 Day |
| hydrocortisone | Aquanil HC |
| hydrocortisone | Anti-Itch (HC) |
| prednisolone sodium phosphate | prednisolone sodium phosphate |
| cortisone acetate | cortisone |
| methylprednisolone sodium succinate | methylprednisolone sodium succ |

Appendix C.2. List of Generic and Brand Names of Medical Products Used to Define Baseline Characteristics in this Request

| Generic Name | Brand Name |
|---|--------------------------------|
| triamcinolone acetonide | triamcinolone acetonide |
| hydrocortisone | hydrocortisone |
| betamethasone valerate | betamethasone valerate |
| betamethasone dipropionate | betamethasone dipropionate |
| nystatin/triamcinolone acetonide | nystatin-triamcinolone |
| clotrimazole/betamethasone dipropionate | clotrimazole-betamethasone |
| betamethasone dipropionate/propylene glycol | betamethasone, augmented |
| mometasone furoate | mometasone |
| fluticasone propionate | fluticasone propionate |
| fluticasone propionate | Flovent Diskus |
| fluticasone propionate/salmeterol xinafoate | Advair Diskus |
| fluticasone propionate/salmeterol xinafoate | Advair HFA |
| fluticasone propionate | Flovent HFA |
| fluticasone furoate/vilanterol trifenate | Breo Ellipta |
| fluticasone furoate | Arnuity Ellipta |
| fluticasone furoate/umeclidinium bromide/vilanterol trifenate | Trelegy Ellipta |
| hydrocortisone | Texacort |
| hydrocortisone/aloe vera | hydrocortisone-aloe vera |
| hydrocortisone acetate | hydrocortisone acetate |
| budesonide/formoterol fumarate | Symbicort |
| budesonide | Pulmicort Flexhaler |
| budesonide | Pulmicort |
| acyclovir/hydrocortisone | Xerese |
| hydrocortisone/skin cleanser combination no.25 | Aqua Glycolic HC |
| budesonide/glycopyrrolate/formoterol fumarate | Breztri Aerosphere |
| budesonide/formoterol fumarate | budesonide-formoterol |
| clioquinol/hydrocortisone | Ala-Quin |
| hydrocortisone | Ala-Cort |
| hydrocortisone | Ala-Scalp |
| triamcinolone acetonide | Triderm |
| hydrocortisone/skin cleanser combination no.35 | Dermasorb HC Complete Kit |
| triamcinolone acetonide/emollient combination no.86 | Dermasorb TA Complete Kit |
| hydrocortisone/aloe vera | Hydrocortisone Plus |
| betamethasone valerate | Luxiq |
| fluticasone propionate/salmeterol xinafoate | Wixela Inhub |
| hydrocortisone sodium succinate | A-Hydrocort |
| betamethasone acetate/betamethasone sodium phosphate | betamethasone acet,sod phos |
| hydrocortisone | Preparation H Hydrocortisone |
| neomycin sulfate/bacitracin zinc/polymyxin B/hydrocortisone | Neo-Polycin HC |
| methylprednisolone | methylprednisolone |
| dexamethasone sodium phosphate | dexamethasone sodium phosphate |
| methylprednisolone acetate | methylprednisolone acetate |
| hydrocortisone valerate | hydrocortisone valerate |
| triamcinolone hexacetonide | Aristospan Intralesional |
| triamcinolone hexacetonide | Aristospan Intra-Articular |
| calcipotriene/betamethasone dipropionate | calcipotriene-betamethasone |

Appendix C.2. List of Generic and Brand Names of Medical Products Used to Define Baseline Characteristics in this Request

| Generic Name | Brand Name |
|---|---------------------------------|
| hydrocortisone | Cortaid |
| hydrocortisone/colloidal oatmeal/aloe/vitamin E | Aveeno Anti-Itch (hydrocortsn) |
| hydrocortisone probutate | Pandel |
| fluticasone propionate | Cutivate |
| hydrocortisone | Proctosol HC |
| benzoyl peroxide/hydrocortisone | Vanoxide-HC |
| hydrocortisone/aloe vera/vit E acet/vitamins A and D | Anti-Itch (HC) with Aloe-Vit E |
| sulfacetamide sodium/prednisolone acetate | Blephamide |
| prednisolone acetate | Pred Mild |
| prednisolone acetate | Pred Forte |
| lidocaine HCl/hydrocortisone acetate | lidocaine HCl-hydrocortison ac |
| hydrocortisone acetate/iodoquinol/aloe polysaccharides no.2 | hydrocortisone-iodoquinol-aloe2 |
| hydrocortisone/iodoquinol | hydrocortisone-iodoquinol |
| hydrocortisone butyrate/emollient base | Locoid Lipocream |
| hydrocortisone acetate/aloe vera | Nucort |
| dexamethasone | HiDex |
| hydrocortisone butyrate | Locoid |
| neomycin sulfate/bacitracin zinc/polymyxin B/hydrocortisone | neomycin-bacitracin-poly-HC |
| prednisolone | Millipred |
| prednisolone | Millipred DP |
| prednisolone sodium phosphate | Veripred 20 |
| sulfacetamide sodium/prednisolone sodium phosphate | sulfacetamide-prednisolone |
| hydrocortisone/aloe vera | Anti-Itch(hydrocortisone)-Aloe |
| hydrocortisone | Cortizone-10 |
| hydrocortisone/aloe vera | Cortizone-10 with aloe |
| hydrocortisone | Cortizone-10 Plus |
| hydrocortisone | Hydrocream |
| dexamethasone | TaperDex |
| fluticasone propionate | Beser |
| fluticasone propionate/emollient combination no.65 | Beser Kit |
| hydrocortisone | Scalacort |
| hydrocortisone/salicylic acid/sulfur/shampoo no. 1 | Scalacort DK |
| hydrocortisone acetate | Vanicream HC |
| hydrocortisone acetate/pramoxine HCl | hydrocortisone-pramoxine |
| dexamethasone sodium phosphate/PF | Active Injection Kit D (PF) |
| hydrocortisone | Scalp Relief |
| hydrocortisone/aloe vera/vit E acet/vitamins A and D | Anti-Itch Plus |
| triamcinolone acetonide | P-Care K40 |
| triamcinolone acetonide | P-Care K80 |
| methylprednisolone acetate | P-Care D40 |
| methylprednisolone acetate | P-Care D80 |
| betamethasone acetate/betamethasone sodium phosphate | Pod-Care 100C |
| triamcinolone acetonide | Pod-Care 100K |

Appendix C.2. List of Generic and Brand Names of Medical Products Used to Define Baseline Characteristics in this Request

| Generic Name | Brand Name |
|--|--------------------------------|
| prednisolone acetate | prednisolone acetate |
| prednisolone | prednisolone |
| hydrocortisone | Procto-Med HC |
| beclomethasone dipropionate | Qvar |
| beclomethasone dipropionate | Qvar RediHaler |
| calcipotriene/betamethasone dipropionate | Taclonex |
| calcipotriene/betamethasone dipropionate | Enstilar |
| hydrocortisone | Cortisone (hydrocortisone) |
| hydrocortisone/aloe vera | Cortisone with Aloe |
| hydrocortisone | Cortisone Cooling |
| hydrocortisone butyrate | hydrocortisone butyrate |
| hydrocortisone/pramoxine HCl/chloroxylenol | Cortane-B |
| hydrocortisone acetate/iodoquinol/aloe vera | hydrocortisone-iodoquinol-aloe |
| neomycin sulfate/polymyxin B sulfate/hydrocortisone | neomycin-polymyxin-HC |
| hydrocortisone | Beta-HC |
| triamcinolone acetonide | ReadySharp Triamcinolone |
| methylprednisolone acetate | ReadySharp Methylprednisolone |
| dexamethasone sodium phosphate | ReadySharp dexamethasone |
| betamethasone acetate/betamethasone sodium phosphate | ReadySharp Betamethasone |
| hydrocortisone | Advanced Allergy Collect Kit |
| hydrocortisone acetate/pramoxine HCl | Pramosone |
| hydrocortisone acetate/pramoxine HCl | Analpram-HC |
| hydrocortisone acetate | MiCort-HC |
| dexamethasone sodium phosphate/PF | dexamethasone sodium phos (PF) |
| hydrocortisone acetate/iodoquinol/aloe vera | Vytone |
| dexamethasone | Decadron |
| hydrocortisone/iodoquinol | Dermazene |
| lidocaine HCl/hydrocortisone acetate | Lidocort |
| triamcinolone acetonide/gauze bandage/silicone, adhesive | Sila III |
| ciclopirox/triamcinolone acetonide | Trilociclo |
| econazole nitrate/triamcinolone acetonide | Triamazole |
| triamcinolone acetonide/dimethicone | Ellzia Pak |
| clotrimazole/betamethasone dipropionate/zinc oxide | DermacinRx Therazole Pak |
| prednisolone sodium phosphate | Orapred ODT |
| fluticasone propionate/salmeterol xinafoate | AirDuo Digihaler |
| fluticasone propionate | ArmonAir Digihaler |
| fluticasone propionate/salmeterol xinafoate | AirDuo RespiClick |
| neomycin/bacitracin/polymyxin B/hydrocortisone | Cortisporin |
| hydrocortisone | Obagi Nu-Derm Tolereen |
| hydrocortisone | Dermarest Eczema (hydrocort) |
| hydrocortisone | Monistat Care (hydrocortisone) |
| hydrocortisone | Scalpicin Anti-Itch |
| hydrocortisone | Proctozone-HC |

Appendix C.2. List of Generic and Brand Names of Medical Products Used to Define Baseline Characteristics in this Request

| Generic Name | Brand Name |
|--|---------------------------------|
| hydrocortisone | Procto-Pak |
| HYDROCORTISONE | First-Hydrocortisone |
| hydrocortisone | Anusol-HC |
| hydrocortisone | Proctocort |
| triamcinolone acetonide | Trianex |
| betamethasone dipropionate | Sernivo |
| hydrocortisone butyrate/emollient base | hydrocortisone butyr-emollient |
| prednisolone sodium phosphate | Pediapred |
| betamethasone acetate/betamethasone sodium phosphate | BSP-0820 |
| triamcinolone acetonide | Pro-C-Dure 5 |
| triamcinolone acetonide | Pro-C-Dure 6 |
| betamethasone acetate/betamethasone sodium phosphate | Beta-1 |
| triamcinolone acetonide/dimethicone/silicone, adhesive | DermaWerx SDS |
| triamcinolone acetonide/silicones | SilaLite Pak |
| hydrocortisone acetate/pramoxine HCl | Novacort |
| hydrocortisone acetate/iodoquinol/aloe polysaccharides no.2 | Alcortin A |
| dexamethasone sodium phosphate/PF | MAS Care-Pak (PF) |
| triamcinolone acetonide/dimethicone/silicone, adhesive | Whytederm TDPak |
| triamcinolone acetonide/dimethicone/silicone, adhesive | Whytederm Trilasil Pak |
| triamcinolone acetonide/dimethicone/silicone, adhesive | Sure Result Tac Pak |
| dexamethasone sodium phosphate in 0.9 % sodium chloride | dexamethasone-0.9 % sod. chlor |
| dexamethasone | Dxevo |
| ciclesonide | Alvesco |
| triamcinolone acetonide | Zilretta |
| triamcinolone acetonide/dimethicone/silicone, adhesive | NuTriaRx |
| betamethasone sodium phosph in sterile water for injection | betamethasone sod phosph-water |
| methylprednisolone acetate in sterile water for injection | methylprednisolone acet-water |
| betamethasone acetate and sodium phos in sterile water/PF | betameth ac,sod phos(PF)-water |
| betamethasone acetate/betamethasone sodium phosphate/water | betamethasone ace,sod phos-wtr |
| dexamethasone acetate and sodium phosphate in sterile water | dexamethasone ac, sod ph-water |
| methylprednisolone acetate/bupivacaine HCl in sterile water | methylprednisol ac-bupivac-wat |
| methylprednisolone acetate in sodium chloride,iso-osmotic/PF | methylpred ac(PF)-NaCl,iso-osm |
| triamcinolone diacetate in 0.9 % sodium chloride | triamcinolone diacet-0.9% NaCl |
| triamcinolone diacetate in 0.9 % sodium chloride/PF | triamcinolone dia(PF)-0.9%NaCl |
| dexamethasone acetate in sodium chloride, iso-osmotic | dexamethasone ace-NaCl,iso-osm |
| triamcinolone acetonide/bupivacaine/in 0.9% sodium chloride | triamcinol ace-bupiv-0.9% NaCl |
| triamcinolone acetonide in 0.9 % sodium chloride | triamcinolone acetone-0.9% NaCl |
| triamcinolone acetonide/0.9% sodium chloride/PF | triamcinol ac (PF) in 0.9%NaCl |
| triamcinolone acetonide/lidocaine HCl | Lidocilone I |
| dexamethasone sodium phosphate/lidocaine HCl | Lidocidex-I |
| dexamethasone sodium phosphate | Dexonto |
| prednisolone acetate/moxifloxacin HCl | prednisolone-moxifloxacin HCl |
| prednisolone acetate/moxifloxacin HCl/bromfenac sodium | prednisolone-moxiflox-bromfen |

Appendix C.2. List of Generic and Brand Names of Medical Products Used to Define Baseline Characteristics in this Request

| Generic Name | Brand Name |
|--|--------------------------------|
| prednisolone acetate/moxifloxacin HCl/nepafenac | prednisolone-moxiflo-nepafenac |
| prednisolone sodium phosphate/moxifloxacin HCl | prednisolone sod ph-moxiflox |
| prednisolone sodium phosphate/moxifloxacin HCl/bromfenac sod | prednisoln sp-moxiflox-bromfen |
| prednisolone acetate/nepafenac | prednisolone acetate-nepafenac |
| prednisolone acetate/PF | prednisolone acetate (PF) |
| prednisolone acetate/gatifloxacin | prednisolone acet-gatifloxacin |
| prednisolone acetate/gatifloxacin/bromfenac sodium | prednisol ace-gatiflox-bromfen |
| prednisolone acetate/bromfenac sodium | prednisolone acetate-bromfenac |
| prednisolone sodium phosphate/gatifloxacin/bromfenac sodium | prednisoln sp-gatiflox-bromfen |
| prednisolone sodium phosphate/gatifloxacin | prednisolone sod ph-gatifloxac |
| prednisolone sodium phosphate/bromfenac sodium | prednisolone sod ph-bromfenac |
| betamethasone sodium phos/chondroitin sulfate A sodium/PF | Klarity-B (betameth-chond)(PF) |
| bupivacaine HCl/dexamethasone sodium phos in sterile water | bupivacaine-dexameth in water |
| dexamethasone | Dexabliss |
| hydrocortisone | Aquaphor Itch Relief |
| methylprednisolone | Methylpred DP |
| triamcinolone acetone/dimethicone/silicone, adhesive | Trivix |
| mometasone furoate/ammonium lactate | Quinosone |
| mometasone furoate/dimethicone | Quinixil |
| dexamethasone | Hemady |
| ketoconazole/iodoquinol/hydrocortisone | ketoconazole-iodoquinol-hc |
| ketoconazole/hydrocortisone | ketoconazole-hydrocortisone |
| triamcinolone acetone/niacinamide | triamcinolone-niacinamide |
| ketoconazole/hydrocortisone | Pheyo |
| ketoconazole/iodoquinol/hydrocortisone | Pheodoyo |
| minoxidil/betamethasone dipropionate | minoxidil-betamethasone |
| minoxidil/betamethasone dipropionate | Oxopod |
| hydroquinone/tretinoin/hydrocortisone | hydroquin-tretinoin-hydrocort |
| hydroquinone/hydrocortisone | hydroquinone-hydrocortisone |
| hydroquinone/tretinoin/hydrocortisone | Katarya |
| hydroquinone/tretinoin/hydrocortisone | Ketarya |
| hydroquinone/tretinoin/hydrocortisone | Kevarya |
| hydroquinone/tretinoin/hydrocortisone | Kuvarya |
| hydroquinone/tretinoin/hydrocortisone | Kutaryaxmpa |
| hydroquinone/tretinoin/hydrocortisone | Kataryaxn |
| hydroquinone/tretinoin/hydrocortisone | Kutaryaxm |
| hydroquinone/tretinoin/hydrocortisone | Kuvarye |
| hydroquinone/hydrocortisone | Keya |
| hydrocortisone/mineral oil/petrolatum,white | hydrocortisone-min oil-wht pet |
| calcipotriene/betamethasone dipropionate | Wynzora |
| triamcinolone acetone/dimethicone/silicone, adhesive | SanaDermRx |
| prednisone | Rayos |
| triamcinolone acetone | Kenalog-40 |

Appendix C.2. List of Generic and Brand Names of Medical Products Used to Define Baseline Characteristics in this Request

| Generic Name | Brand Name |
|---|-----------------------------|
| dexamethasone sodium phosphate/PF | DoubleDex (PF) |
| dexamethasone | ZCort |
| hydrocortisone | Noble Formula HC |
| Glucocorticoids Ophthalmic | |
| gentamicin sulfate/prednisolone acetate | Pred-G S.O.P. |
| gentamicin sulfate/prednisolone acetate | Pred-G |
| sulfacetamide sodium/prednisolone acetate | Blephamide S.O.P. |
| Glucocorticoids Systemic | |
| triamcinolone acetonide | Kenalog |
| triamcinolone acetonide | Kenalog-80 |
| methylprednisolone sodium succinate/PF | Solu-Medrol (PF) |
| hydrocortisone sodium succinate/PF | Solu-Cortef Act-O-Vial (PF) |
| methylprednisolone | Medrol |
| methylprednisolone | Medrol (Pak) |
| methylprednisolone acetate | Depo-Medrol |
| methylprednisolone sodium succinate | Solu-Medrol |
| hydrocortisone sodium succinate | Solu-Cortef |
| prednisone | prednisone |
| Glucocorticoids Topical | |
| hydrocortisone acetate/pramoxine HCl | Epifoam |
| Hydroxychloroquine | |
| hydroxychloroquine sulfate | hydroxychloroquine |
| hydroxychloroquine sulfate | Plaquenil |
| Interleukin 1 Inhibitors | |
| canakinumab/PF | Ilaris (PF) |
| anakinra | Kineret |
| Immune Modulator | |
| ixekizumab | Taltz Autoinjector |
| ixekizumab | Taltz Autoinjector (3 Pack) |
| ixekizumab | Taltz Autoinjector (2 Pack) |
| baricitinib | Olumiant |
| olaratumab | Lartruvo |
| ramucirumab | Cyramza |
| necitumumab | Portrazza |
| ixekizumab | Taltz Syringe |
| belatacept | Nulojix |
| abatacept/maltose | Orencia (with maltose) |
| abatacept | Orencia |
| abatacept | Orencia ClickJect |
| elotuzumab | Empliciti |
| ipilimumab | Yervoy |
| nivolumab | Opdivo |
| mycophenolate mofetil | CellCept |

Appendix C.2. List of Generic and Brand Names of Medical Products Used to Define Baseline Characteristics in this Request

| Generic Name | Brand Name |
|---------------------------|--------------------------------|
| mycophenolate mofetil HCl | CellCept Intravenous |
| peginterferon alfa-2a | Pegasys |
| peginterferon alfa-2a | Pegasys ProClick |
| pembrolizumab | Keytruda |
| infliximab-abda | Renflexis |
| trastuzumab-dttb | Ontruzant |
| inotuzumab ozogamicin | Besponsa |
| sirolimus | Rapamune |
| temsirolimus | Torisel |
| gemtuzumab ozogamicin | Mylotarg |
| isatuximab-irfc | Sarclisa |
| sargramostim | Leukine |
| sarilumab | Kevzara |
| dupilumab | Dupixent Syringe |
| mycophenolate mofetil | mycophenolate mofetil |
| rituximab-pvvr | Ruxience |
| filgrastim-aafi | Nivestym |
| trastuzumab-qyyp | Trazimera |
| bevacizumab-bvzr | Zirabev |
| tofacitinib citrate | Xeljanz XR |
| infliximab-dyyb | Inflectra |
| tofacitinib citrate | Xeljanz |
| adalimumab | Humira(CF) Pedi Crohns Starter |
| adalimumab | Humira(CF) Pen Crohns-UC-HS |
| adalimumab | Humira(CF) Pen |
| adalimumab | Humira(CF) |
| adalimumab | Humira(CF) Pen Psor-Uv-Adol HS |
| risankizumab-rzaa | Skyrizi |
| cyclosporine, modified | Gengraf |
| adalimumab | Humira |
| adalimumab | Humira Pediatric Crohns Start |
| adalimumab | Humira Pen |
| adalimumab | Humira Pen Crohns-UC-HS Start |
| adalimumab | Humira Pen Psor-Uveits-Adol HS |
| cyclosporine | Sandimmune |
| cyclosporine, modified | Neoral |
| basiliximab | Simulect |
| mycophenolate sodium | Myfortic |
| interferon beta-1b | Extavia |
| secukinumab | Cosentyx Pen (2 Pens) |
| secukinumab | Cosentyx Pen |
| secukinumab | Cosentyx |
| secukinumab | Cosentyx (2 Syringes) |

Appendix C.2. List of Generic and Brand Names of Medical Products Used to Define Baseline Characteristics in this Request

| Generic Name | Brand Name |
|--|-----------------------------|
| ofatumumab | Arzerra |
| canakinumab/PF | Ilaris (PF) |
| tisagenlecleucel | Kymriah |
| ofatumumab | Kesimpta Pen |
| interferon alfa-2b,recomb. | Intron A |
| peginterferon alfa-2b | Sylatron |
| peginterferon alfa-2b | PegIntron |
| leflunomide | Arava |
| cvclosporine, modified | cvclosporine modified |
| mycophenolate sodium | mycophenolate sodium |
| azathioprine sodium | azathioprine sodium |
| mepolizumab | Nucala |
| belantamab mafodotin-blmf | Blenrep |
| dostarlimab-gxlv | Jemperli |
| brodalumab | Silia |
| acalabrutinib | Calquence |
| benralizumab | Fasenra |
| benralizumab | Fasenra Pen |
| durvalumab | Imfinzi |
| moxetumomab pasudotox-tdfk | Lumoxiti |
| azathioprine | azathioprine |
| tacrolimus | tacrolimus |
| tacrolimus | Prograf |
| tacrolimus | Astagraf XL |
| cyclosporine | cyclosporine |
| leflunomide | leflunomide |
| levamisole HCl | levamisole (bulk) |
| temsirolimus | temsirolimus |
| mycophenolate mofetil HCl | mycophenolate mofetil (HCl) |
| eculizumab | Soliris |
| sipuleucel-T/lactated ringers solution | Provenge |
| mogamulizumab-kpkc | Poteligeo |
| bevacizumab | bevacizumab |
| interferon beta-1a/albumin human | Rebif (with albumin) |
| interferon beta-1a/albumin human | Rebif Rebidose |
| avelumab | Bavencio |
| interferon beta-1a/albumin human | Rebif Titration Pack |
| tildrakizumab-asmn | Illumya |
| belimumab | Benlysta |
| satralizumab-mwge | Ensprivng |
| rituximab | Rituxan |
| trastuzumab | Herceptin |
| bevacizumab | Avastin |
| obinutuzumab | Gazvva |
| trastuzumab-hyaluronidase-oysk | Herceptin Hylecta |
| ado-trastuzumab emtansine | Kadcyla |
| polatuzumab vedotin-piig | Polivy |
| rituximab/hyaluronidase, human recombinant | Rituxan Hycela |
| tocilizumab | Actemra |
| tocilizumab | Actemra ACTPen |

Appendix C.2. List of Generic and Brand Names of Medical Products Used to Define Baseline Characteristics in this Request

| Generic Name | Brand Name |
|---|---------------------------|
| pertuzumab | Parieta |
| pertuzumab-trastuzumab-hyaluronidase-zzxf | Phesgo |
| atezolizumab | Tecentria |
| sirolimus | sirolimus |
| interferon beta-1b | Betaseron |
| certolizumab pegol | Cimzia Powder for Reconst |
| certolizumab pegol | Cimzia |
| certolizumab pegol | Cimzia Starter Kit |
| ruxolitinib phosphate | Jakafi |
| enfortumab vedotin-eifv | Padcev |
| brentuximab vedotin | Adcetris |
| azathioprine | Imuran |
| auranofin | Ridaura |
| sacituzumab govitecan-hziy | Trodelvy |
| talimogene laherparepvec | Imlygic |
| trastuzumab-anns | Kaniinti |
| blinatumomab | Blinctvo |
| pegfilgrastim | Neulasta |
| pegfilgrastim | Neulasta Onpro |
| bevacizumab-awwb | Mvasi |
| filgrastim | Neupogen |
| rituximab-arrx | Riabni |
| denosumab | Prolia |
| denosumab | Xgeva |
| panitumumab | Vectibix |
| pegademase bovine | Adagen |
| infliximab | Remicade |
| ustekinumab | Stelara |
| golimumab | Simponi |
| golimumab | Simponi ARIA |
| siltuximab | Sylvant |
| daratumumab | Darzalex |
| daratumumab-hyaluronidase-fihj | Darzalex Faspro |
| guselkumab | Tremfya |
| ibrutinib | Imbruvica |
| etanercept | Enbrel |
| etanercept | Enbrel SureClick |
| etanercept | Enbrel Mini |
| reslizumab | Cinqair |
| thalidomide | Thalomid |
| lenalidomide | Revlimid |
| idecabtagene vicleucel | Abecma |
| luspatercept-aamt | Reblozyl |
| interferon beta-1a | Avonex |
| interferon beta-1a/albumin human | Avonex (with albumin) |
| palivizumab | Synagis |

Appendix C.2. List of Generic and Brand Names of Medical Products Used to Define Baseline Characteristics in this Request

| Generic Name | Brand Name |
|--|--------------------------------|
| filgrastim-sndz | Zarxio |
| pegfilgrastim-bmez | Ziextenzo |
| rilonacept | Arcalyst |
| cemiplimab-rwlc | Libtayo |
| rituximab-abbs | Truxima |
| trastuzumab-pkrb | Herzuma |
| tbo-filgrastim | Granix |
| natalizumab | Tysabri |
| peginterferon beta-1a | Plegridy |
| aldesleukin | Proleukin |
| fam-trastuzumab deruxtecan-nxki | Enhertu |
| azathioprine | Azasan |
| dinutuximab | Unituxin |
| palifermin | Kepivance |
| anakinra | Kineret |
| cetuximab | Erbix |
| pegfilgrastim-jmdb | Fulphila |
| trastuzumab-dkst | Ogivri |
| kit for prep yttrium-90/ibritumomab tiuxetan/albumin human | Zevalin (Y-90) |
| tacrolimus | Envarsus XR |
| pegfilgrastim-cbqv | Udenyca |
| axicabtagene ciloleucel | Yescarta |
| brexucabtagene autoleucel | Tecartus |
| tagraxofusp-erzs | Elzonris |
| zanubrutinib | Brukinsa |
| naxitamab-gqgk | Danyelza |
| lisocabtagene maraleucel | Breyanzi |
| lisocabtagene maraleucel, CD8 component, 1 of 2 | Breyanzi CD8 Component (1of 2) |
| lisocabtagene maraleucel, CD4 component, 2 of 2 | Breyanzi CD4 Component (2of 2) |
| tafasitamab-cxix | Monjuvi |
| margetuximab-cmkb | Margenza |
| interferon gamma-1b, recomb. | Actimmune |
| loncastuximab tesirine-lpyl | Zynlonta |
| Immunosuppressant | |
| cyclophosphamide | cyclophosphamide |
| everolimus | everolimus (immunosuppressive) |
| everolimus | everolimus (antineoplastic) |
| methotrexate sodium | methotrexate sodium |
| everolimus | Zortress |
| everolimus | Afinitor |
| everolimus | Afinitor Disperz |
| methotrexate sodium/PF | methotrexate sodium (PF) |
| methotrexate sodium | Trexall |

Appendix C.2. List of Generic and Brand Names of Medical Products Used to Define Baseline Characteristics in this Request

| Generic Name | Brand Name |
|--|--------------------------------|
| methotrexate | Xatmep |
| alemtuzumab | Lemtrada |
| alemtuzumab | Campath |
| pomalidomide | Pomalyst |
| anakinra | Kineret |
| emapalumab-lzsg | Gamifant |
| siltuximab | Sylvant |
| Ivermectin | |
| ivermectin | ivermectin |
| ivermectin/metronidazole/niacinamide | ivermectin-metronidazol-niacin |
| Monoclonal Antibodies | |
| olaratumab | Lartruvo |
| ramucirumab | Cyramza |
| necitumumab | Portrazza |
| bamlanivimab | bamlanivimab |
| etesevimab | etesevimab |
| elotuzumab | Empliciti |
| ipilimumab | Yervoy |
| daclizumab | Zenapax |
| bezlotoxumab | Zinplava |
| trastuzumab-dttb | Ontruzant |
| tositumomab (with maltose) | Bexxar Dosimetric |
| tositumomab (with maltose) | Bexxar Therapeutic |
| Tositumomab Iodine-131 (with Maltose) | Bexxar 131 Iodine |
| isatuximab-irfc | Sarclisa |
| rituximab-pvvr | Ruxience |
| trastuzumab-qyyp | Trazimera |
| bevacizumab-bvzr | Zirabev |
| basiliximab | Simulect |
| ofatumumab | Arzerra |
| sotrovimab | sotrovimab |
| anifrolumab-fnia | Saphnelo |
| mogamulizumab-kpkc | Poteligeo |
| satralizumab-mwge | Enspryng |
| omalizumab | Xolair |
| rituximab | Rituxan |
| trastuzumab | Herceptin |
| bevacizumab | Avastin |
| obinutuzumab | Gazyva |
| trastuzumab-hyaluronidase-oysk | Herceptin Hylecta |
| rituximab/hyaluronidase, human recombinant | Rituxan Hycela |
| pertuzumab | Perjeta |
| pertuzumab-trastuzumab-hyaluronidase-zzxf | Phesgo |

Appendix C.2. List of Generic and Brand Names of Medical Products Used to Define Baseline Characteristics in this Request

| Generic Name | Brand Name |
|--|--------------------------------|
| alemtuzumab | Campath |
| palivizumab | Synagis |
| trastuzumab-anns | Kanjinti |
| blinatumomab | Blinicyto |
| bevacizumab-awwb | Mvasi |
| rituximab-arrx | Riabni |
| panitumumab | Vectibix |
| siltuximab | Sylvant |
| amivantamab-vmjw | Rybrevent |
| daratumumab | Darzalex |
| daratumumab-hyaluronidase-fihj | Darzalex Faspro |
| muromonab-CD3 | Orthoclone OKT3 |
| casirivimab | casirivimab (REGN10933) |
| imdevimab | imdevimab (REGN10987) |
| casirivimab (REGN10933)/imdevimab (REGN10987) | REGEN-COV (EUA) |
| rituximab-abbs | Truxima |
| trastuzumab-pkrb | Herzuma |
| kit for prep yttrium-90/ibritumomab tiuxetan/albumin human | Zevalin (Y-90) |
| kit for prep indium-111/ibritumomab tiuxetan/albumin human | Zevalin (In-111) |
| dinutuximab | Unituxin |
| emapalumab-lzsg | Gamifant |
| cetuximab | Erbix |
| trastuzumab-dkst | Ogivri |
| raxibacumab | Raxibacumab (Nat'l Stockpile) |
| inebilizumab-cdon | Uplizna |
| naxitamab-gqgk | Danyelza |
| tafasitamab-cxix | Monjuvi |
| margetuximab-cmkb | Margenza |
| Remdesivir | |
| remdesivir | remdesivir |
| remdesivir | Veklury |
| Vasopressors Inpatient | |
| dopamine HCl | dopamine |
| norepinephrine bitartrate | norepinephrine bitartrate |
| dopamine HCl in dextrose 5 % in water | dopamine in 5 % dextrose |
| dobutamine HCl in dextrose 5 % in water | dobutamine in D5W |
| norepinephrine bitartrate | Levophed (bitartrate) |
| dobutamine HCl | dobutamine |
| vasopressin | Vasostriect |
| norepinephrine bitartrate in 0.9 % sodium chloride | norepinephrine bitartrate-NaCl |
| epinephrine HCl in 0.9 % sodium chloride | epinephrine HCl in 0.9 % NaCl |
| epinephrine in sodium chloride, iso-osmotic | epinephrine in sod chlor,iso |
| vasopressin in 0.9 % sodium chloride | vasopressin in 0.9 % sod chlor |

Appendix C.2. List of Generic and Brand Names of Medical Products Used to Define Baseline Characteristics in this Request

| Generic Name | Brand Name |
|--|--------------------------------|
| norepinephrine bitartrate in 5 % dextrose in water | norepinephrine bitartrate-D5W |
| epinephrine HCl in dextrose 5 % in water | epinephrine HCl in 5% dextrose |
| vasopressin in dextrose 5 % in water | vasopressin in dextrose 5 % |
| Vitamin D | |
| calcitriol | Rocaltrol |
| calcium carbonate/cholecalciferol (vitamin D3) | Caltrate with Vitamin D3 |
| calcium phosphate, tribasic/cholecalciferol (vitamin D3) | Caltrate Gummy Bites |
| calcium carbonate/cholecalciferol (vitamin D3) | Caltrate 600 plus D |
| calcium carbonate/cholecalciferol (vitamin D3) | Centrum Pro Nutrients |
| alendronate sodium/cholecalciferol (vitamin D3) | Fosamax Plus D |
| ergocalciferol (vitamin D2) | Drisdol |
| calcitriol | calcitriol |
| doxercalciferol | doxercalciferol |
| calcitriol | Calcijex |
| paricalcitol | Zemplar |
| calcium phosphate, dibasic/cholecalciferol (vitamin D3) | Dical-D |
| calcium carbonate/ergocalciferol (vitamin D2) | Calcitab 600 W/Vitamin D |
| cholecalciferol (vitamin D3) | D-Vi-Sol |
| calcium carbonate/ergocalciferol (vitamin D2) | Os-Cal 250+D (D2) |
| calcium carbonate/cholecalciferol (vitamin D3) | Os-Cal 500 + D3 |
| ergocalciferol (vitamin D2) | Calciferol |
| paricalcitol | paricalcitol |
| calcium carbonate, calcium lactate-cholecalciferol (vit D3) | Calcet Petites |
| calcium citrate/cholecalciferol (vitamin D3) | Calcet Creamy Bites |
| calcium citrate/cholecalciferol (vitamin D3) | Citracal-D3 Petites |
| calcium citrate/cholecalciferol (vitamin D3) | Citracal + D Maximum |
| calcium citrate/cholecalciferol (vitamin D3) | Citracal plus D |
| calcium citrate/magnesium oxide/vitamin D3/pyridoxine/min | Citracal Plus |
| calcium citrate/cholecalciferol (vitamin D3) | Citracal Creamy Bites |
| calcium carbonate/ergocalciferol (vitamin D2) | calcium carbonate-vitamin D2 |
| calcium carbonate/cholecalciferol (vitamin D3) | calcium carbonate-vitamin D3 |
| calcium citrate/cholecalciferol (vitamin D3) | calcium citrate-vitamin D3 |
| cholecalciferol (vitamin D3) | cholecalciferol (vitamin D3) |
| calcium carbonate/cholecalciferol (vitamin D3) | Calcium 600 with Vitamin D3 |
| cholecalciferol (vitamin D3) | Vitamin D3 |
| calcium carbonate/cholecalciferol (vitamin D3) | Oyst-Cal D |
| calcium carbonate/cholecalciferol (vitamin D3) | Calcarb 600 With Vitamin D |
| calcium carbonate/cholecalciferol (vitamin D3) | Oyst-Cal-D 500 |
| calcium carbonate/cholecalciferol (vitamin D3) | Oyster Shell Calcium-Vit D3 |
| vitamin B complex with vitamin C no.13/folic acid/vitamin D3 | Nephrocaps Qt |
| ergocalciferol (vitamin D2) | Vitamin D2 |
| calcium carb/mag oxide/vitamin D3/vit B12/FA/vit B6/boron | Folgard OS |
| cholecalciferol (vit D3)/folic acid | Zavara |

Appendix C.2. List of Generic and Brand Names of Medical Products Used to Define Baseline Characteristics in this Request

| Generic Name | Brand Name |
|---|--------------------------------|
| calcium carbonate/ergocalciferol (vitamin D2) | Oyster Shell Calcium-Vit D2 |
| calcium citrate/cholecalciferol (vitamin D3) | Citrus Calcium-Vitamin D3 |
| calcium carbonate/cholecalciferol (vitamin D3) | Oysco 500/D |
| calcium carbonate/cholecalciferol (vitamin D3) | Calcium 600 + D(3) |
| omega-3 fatty acids/dha/epa/fish oil/vitamin D3 | Sea Omega + D |
| calcium carbonate/cholecalciferol (vitamin D3) | Oysco D |
| ergocalciferol (vitamin D2) | ergocalciferol (vitamin D2) |
| calcium carbonate/ergocalciferol (vitamin D2) | Calcium 500 with Vitamin D2 |
| calcium carb/mag oxide/vitamin D3/vit B12/FA/vit B6/boron | CalciFol |
| calcium carb/mag oxide/vitamin D3/vit B12/FA/vit B6/boron | Calcifolic-D |
| calcium carbonate/ascorbic acid/vitamin D3/vitamin E/min | Os-Cal Ultra |
| bone meal/ergocalciferol (vitamin D2) | bone meal-vitamin D2 |
| calcium carbonate/ergocalciferol (vitamin D2) | Calcium Liquid |
| calcium citrate/cholecalciferol (vitamin D3) | Calcitrate-Vitamin D |
| calcium carbonate/vitamin A palmitate/vitamin D3 | Liquid Calcium |
| cholecalciferol (vitamin D3) | D-Vita |
| cholecalciferol (vitamin D3) | Replesta |
| cholecalciferol (vitamin D3) | Replesta NX |
| cholecalciferol (vitamin D3) | Children's Replesta |
| calcium carbonate/ergocalciferol (vitamin D2) | Calcium 600 with Vitamin D2 |
| calcium citrate/cholecalciferol (vitamin D3) | Calcium Citrate + D |
| cholecalciferol (vitamin D3) | Delta D3 |
| multivitamin-minerals no.25/folic acid/vitamin D3 | Dialyvite Supreme D |
| folic acid/vitamin B comp and C/zinc/vitamin D3 | Dialyvite 800-Ultra D |
| cholecalciferol (vitamin D3) | Dialyvite Vitamin D |
| cholecalciferol (vitamin D3) | Dialyvite Vitamin D3 Max |
| calcium citrate/magnesium oxide/vitamin D3/mang/minerals | calcium-vit D3-mag-manganese |
| calcium citrate/ergocalciferol (vitamin D2) | calcium citrate-vitamin D2 |
| calcium carbonate/cholecalciferol (vitamin D3) | Calcium 500 With D |
| calcium carbonate/cholecalciferol (vitamin D3) | Calcium+D |
| calcium/magnesium/vit B complex/vit D3/herbal complex no.61 | Women's Complex |
| calcium carbonate/cholecalciferol (vitamin D3) | Calcium 500 + D |
| calcium carbonate/ergocalciferol (vitamin D2) | O-Cal-D |
| chromium picolinate/cholecalciferol (vit D3) | chromium picolinate-vitamin D3 |
| iron/calcium/ergocalciferol (vit D2) | calcium-vitamin D2-iron |
| calcium carbonate/cholecalciferol (vit D3)/vit K1 | calcium-vitamin D3-vitamin K |
| calcium carbonate/cholecalciferol (vitamin D3) | Hi-Cal Plus Vit D |
| glucosamine HCl/chondroitin sulfate A sodium/vitamin D3 | glucosamine-chondroitin-vit D3 |
| omega-3 fatty acids/dha/epa/fish oil/vitamin D3 | om-3-dha-epa-fish oil-vit D3 |
| ferrous fumarate/calcium carbonate/cholecalciferol (vit D3) | Calcium Plus Vitamin D-Iron |
| calcium carbonate/ergocalciferol (vitamin D2)/minerals | Calcium 600 + Minerals |
| calcium carbonate/cholecalciferol (vitamin D3) | Liquid Calcium with Vitamin D |
| calcium/magnesium oxide/cholecalciferol (vitamin D3) | Coral Calcium Plus |

Appendix C.2. List of Generic and Brand Names of Medical Products Used to Define Baseline Characteristics in this Request

| Generic Name | Brand Name |
|--|---|
| calcium citrate,phosphate/vitamin D3/vit B6/folic ac/vit B12 cholecalciferol (vitamin D3) | Heartburn and Acid Reflux Kids Vitamin D3 |
| calcium citrate,phosphate/vitamin D3/vit B6/folic ac/vit B12 | Vitamin D3 (calcium cit-phos) |
| calcium no.1/vit D3/pyridoxine/folic acid/vit B12/aloe vera cholecalciferol (vit D3)/vitamin K2 (MK4) | Vitamin D-3 with Aloe K2 Plus D3 |
| multivitamin-minerals/iron/folic acid/herbal complex no.190 | Vitamin D3 Complete |
| calcium carbonate/ergocalciferol (vitamin D2) | Super Calcium/D |
| calcium carbonate/cholecalciferol (vitamin D3) | Super Calcium-Vitamin D |
| vitamin A/cholecalciferol (vitamin D3) | vitamin A-vitamin D3 |
| calcium carbonate/cholecalciferol (vitamin D3) | Calcium 500 + D (D3) |
| calcium carbonate/cholecalciferol (vitamin D3) | Calcium Creamies |
| calcium carbonate/vitamin D3/arginine/inositol/silicon | Bone Density Calcium Plus D |
| calcium citrate/magnesium oxide/vitamin D3/pyridoxine/min vitamin D3/red wine extract/resveratrol/maltodextrin | Calcium Citrate Plus (Vit B6) Super-D3+ |
| calcium carbonate and citrate/cholecalciferol (vit D3) | calcium carb and citrate-vitD3 |
| omega-3/dha/epa/other omega-3s/fish oil/vitamin D3 | Omega-3 Plus Vitamin D3 |
| calcium phosphate, tribasic/cholecalciferol (vitamin D3) | calcium phosphate-vitamin D3 |
| omega-3 fatty acids/dha/epa/ala/vitamin D3 | omega-3-dha-epa-ala-vit D3 |
| vit A palm/vit C/vitamin D3/vit E acetate/omega-3/ala/dha cholecalciferol (vitamin D3) | Child's Omega-3 DHA Multivitam Baby Vitamin D3 |
| calcium carbonate/ergocalciferol (vitamin D2)/minerals | Calcium with Minerals |
| calcium carbonate/magnesium oxide/vitamin D2/bioflavonoids | Actical |
| calcium cit/vit D3/vit K/mag ox/strontium cit/sodium borate | TheraCal D2000 |
| calcium cit/vit D3/vit K/mag ox/strontium cit/sodium borate | TheraCal D4000 |
| cholecalciferol (vitamin D3) | Thera-D |
| cholecalciferol (vitamin D3) | Thera-D 4000 |
| calcium cit/vit D3/vit K/mag ox/strontium cit/sodium borate | Prosteon |
| calcium cit/vit D3/vit K/mag ox/strontium cit/sodium borate | TheraCal |
| calcium carb/mag oxide/vitamin D3/vit B12/FA/vit B6/boron sodium/calcium carbonate/vitamin A/vitamin D3/vit K1/vit B2 | TL G-Fol OS Calciwise |
| calcium carb,citrate/vitamin D3/mineral comb no.34/genistein | Citracal Plus Bone Density |
| calcium citrate/cholecalciferol (vitamin D3) | Citracal Regular |
| calcium citrate/vit D3/zinc oxide/copper gluc/manganese gluc | Citracal-D3 Maximum Plus |
| calcium carbonate and citrate/vitamin D3/phytosterol | Citracal-D3 Plus Heart Health |
| calcium carbonate and citrate/cholecalciferol (vit D3) | Citracal-D3 Slow Release |
| calcium phosphate, tribasic/cholecalciferol (vitamin D3) | Citracal-D3 Gummies |
| calcium phosphate, tribasic/cholecalciferol (vitamin D3) | Flintstones Bone Support |
| cholecalciferol (vitamin D3) | Pedia D-Vite |
| dextrose/cholecalciferol (vitamin D3) | TRUEplus Glucose with Vit D3 |
| calcium carbonate/cholecalciferol (vitamin D3) | calcium-vitamin D3 |
| ferrous sulfate/vitamin A palmitate/ascorbic acid/vitamin D3 | MyKidz Iron |
| ferrous sulfate/sodium fluoride/vit A palm/vit C/vitamin D3 | MyKidz Iron Fluoride |
| calcium carbonate/ergocalciferol (vitamin D2) | Oyster Cal-D |

Appendix C.2. List of Generic and Brand Names of Medical Products Used to Define Baseline Characteristics in this Request

| Generic Name | Brand Name |
|--|--------------------------------|
| Calcium Phosphate/Ergocalciferol (Vitamin D2) | Calcium with Vitamin D |
| calcium carbonate/cholecalciferol (vitamin D3) | Cal-Quick |
| cholecalciferol (vit D3)/vitamin K2 | D3 Plus K2 Dots |
| cholecalciferol (vitamin D3) | D3 DOTS |
| calcium citrate/magnesium ox,mag aspartate HCl/vitamin D3 | cal citrate-mag ox,aspart-D3 |
| cholecalciferol (vit D3)/vitamin K2 | Dosoquin |
| vitamin A/cholecalciferol (vitamin D3) | Natural Vitamin D |
| inulin/cholecalciferol (vit D3) | Fiber Gummies with Vitamin D3 |
| omega-3/dha/epa/other omega-3s/fish oil/vitamin D3 | Fish Oil-Vit D3 |
| Bacillus coagulans/cholecalciferol (vit D3) | Probiotic (with Vitamin D3) |
| glucosamine HCl/cholecalciferol (vit D3) | glucosamine HCl-vitamin D3 |
| calcium citrate/ergocalciferol (vitamin D2) | Calcium Citrate With D |
| calcium carbonate/cholecalciferol (vitamin D3) | Calcium Chew |
| calcium carb,cit/magnesium ox-zinc sulf/vit D3/herbal no.122 | ADVANCED Calcium |
| cholecalciferol (vitamin D3) | Kids First Vitamin D3 |
| omega-3/dha/epa/other omega-3s/fish oil/vitamin D3 | omega-3s-dha-epa-fish oil-D3 |
| calcium carbonate/cholecalciferol (vitamin D3) | Calcium Petites |
| calcium phosphate, tribasic/cholecalciferol (vitamin D3) | Calcium Adult (calcium phos) |
| vitamin A/cholecalciferol (vitamin D3) | Olay Vitamin A |
| calcium phosphate, tribasic/vitamin D3/magnesium oxide | Posture-D (with magnesium) |
| calcium carbonate/cholecalciferol (vitamin D3) | All Day Calcium |
| calcium carbonate/cholecalciferol (vitamin D3) | Oyster Shell + D3 |
| ergocalciferol (vitamin D2) | Calcidol |
| vitamin A/ergocalciferol (vitamin D2) | Norwegian Cod Liver Oil |
| calcium carbonate/vitamin D3/magnesium oxide/zinc oxide | Cal Mag Zinc Plus D3 |
| calcium/magnesium oxide/cholecalciferol (vitamin D3) | Coral Calcium |
| cholecalciferol (vitamin D3) | VitaJoy Daily D |
| calcium phosphate tribasic/ergocalciferol (vitamin D2) | Children's Calcium Gummies |
| calcium carbonate/cholecalciferol (vit D3)/minerals | Calcium-Vitamin D |
| calcium carb/mag oxide/vitamin D3/vit B12/FA/vit B6/boron | Calcium-Folic Acid-Vitamin D |
| bone meal/ergocalciferol (vitamin D2) | Bone Meal |
| calcium carbonate/ergocalciferol (vitamin D2) | Liquid Calcium 600-Vitamin D |
| omega-3/dha/epa/other omega-3s/fish oil/vitamin D3 | Vitamin-D + Omega-3 |
| omega-3/dha/epa/other omega-3s/fish oil/vitamin D3 | Ocean Blue Omega-3 Plus D3 |
| ascorbic acid/vitamin D3/vitamin E/zinc gluconate/elderberry | Airborne Vits Zinc Elderberry |
| calcium citrate/cholecalciferol (vitamin D3) | Calcimate |
| calcium citrate/cholecalciferol (vitamin D3) | Calcimate 400 |
| Lactobacillus rhamnosus/Bifidobacterium animalis/vitamin D3 | Culturelle Baby Immune-Digest |
| Lactobacillus rhamnosus/Bifidobacterium animalis/vitamin D3 | Culturelle Baby Grow-Thrive |
| calcium citrate/cholecalciferol (vitamin D3) | Calcium Citrate + |
| Bifidobacterium animalis/vitamin D3 | Gerber Gentle Probiotic-Vit D |
| lysine/calcium gluconate/vitamin A/vitamin D2/cyanocobalamin | Calciolysin |
| calcium cit/vitamin D3/magnes ox/B6/zinc ox/copper/manganese | calc-D3-magnes-B6-Zn-Cu-mangan |

Appendix C.2. List of Generic and Brand Names of Medical Products Used to Define Baseline Characteristics in this Request

| Generic Name | Brand Name |
|--|--------------------------------|
| glucosamine/msm/chondro su A/vitamin D3/Boswellia serrata | glucosamine-msm-chondr-D3-Bosw |
| calcium phosphate, tribasic/cholecalciferol (vitamin D3) | Yogurt Plus Calcium Gummies |
| calcium citrate/magnesium oxide/vitamin D3/pyridoxine/min | Calcium Citrate + D with Mag |
| calcium carbonate/ascorbic acid/vitamin D3/vitamin E/min | Calcium Ultra |
| cholecalciferol (vitamin D3) | Children's Vitamin D |
| folic acid/calcium citrate/vitamin D3/mag citrate/a-cysteine | Folite |
| cholecalciferol (vitamin D3) | Ddrops |
| cholecalciferol (vitamin D3) | Baby Ddrops |
| cholecalciferol (vitamin D3) | Optimal D3 |
| cholecalciferol (vitamin D3) | Optimal D3 M |
| calcium carbonate/cholecalciferol (vitamin D3) | Calcium + D |
| sodium fluoride/cholecalciferol (vitamin D3) | Floriva (fluoride-vitamin D3) |
| calcium/cholecalciferol (vitamin D3) | Cal-Cyum |
| cholecalciferol (vitamin D3) | D-3-5 |
| calcium carbonate/cholecalciferol (vitamin D3) | Vitamin D3 (with calcium carb) |
| calcium/cholecalciferol (vitamin D3) | Vita-Calcium |
| calcium/cholecalciferol (vitamin D3) | Calcigard 250 Plus Vitamin D |
| Cyanocobalamin/Folic Acid/Vitamin D3/Calcium Cit/Zinc AA Che | Rx Balance Int |
| calcium citrate malate/cholecalciferol (vitamin D3) | calcium citrate malate-vit D3 |
| vitamin B complex with vitamin C no.19/folic acid/vitamin D3 | Nephronex-SL |
| cholecalciferol (vitamin D3) | Bio-D-Mulsion |
| cholecalciferol (vitamin D3) | Bio-D-Mulsion Forte |
| Calcium/Ergocalciferol (Vitamin D2) | Nutravescent |
| omega-3 fatty acids/dha/epa/other omega-3s/vitamin D3 | Wellbaby DHA-Vitamin D3 |
| vitamin D3/vitamin K/berberine HCl/hops (Humulus lupulus) | Ostera |
| calcium carbonate/cholecalciferol (vitamin D3) | Cal-600 With Vitamin D |
| doxercalciferol | Hectorol |
| calcium carbonate,calcium gluconate/ergocalciferol (vit D2) | Parva-Cal 250 |
| vitamin A palmitate/ergocalciferol (vitamin D2) | vitamin A palmitate-vitamin D2 |
| calcium carbonate,calcium gluconate/ergocalciferol (vit D2) | Parva-Cal 500 |
| calcium citrate/ergocalciferol (vitamin D2) | Cal-Citrate |
| cholecalciferol (vit D3)/folic acid | DermacinRx PureFolix |
| cholecalciferol (vit D3)/folic acid | DermacinRx Folixapure |
| cholecalciferol (vit D3)/folic acid | DermacinRx Foltrexyl |
| genistein/citrated zinc bisglycinate/vitamin D3 | Fosteum |
| pediatric multivitamin no.196/vitamin D3/vit K1 | GenADEK |
| calcium phosphate, dibasic/cholecalciferol (vitamin D3) | Calvite P and D |
| multivitamin | Vitamin Daily |
| ergocalciferol (vitamin D2) | Ergo-D |
| calcium phosphate, dibasic/cholecalciferol (vitamin D3) | Vitamin D (with calcium) |
| Calcium Phosphate/Ergocalciferol (Vitamin D2) | Phoscal D |
| calcium phosphate, dibasic/cholecalciferol (vitamin D3) | Risacal-D |
| calcium carbonate/magnesium oxide/vitamin D2/bioflavonoids | Genetical |

Appendix C.2. List of Generic and Brand Names of Medical Products Used to Define Baseline Characteristics in this Request

| Generic Name | Brand Name |
|--|-------------------------------|
| omega-3/dha/epa/D3/B12/folic acid/pyridox HCl/phytosterol | Animi-3 With Vitamin D |
| cholecalciferol (vitamin D3) | Maximum D3 |
| cholecalciferol (vitamin D3) | Decara |
| calcium carb/mag oxide/vitamin D3/vit B12/FA/vit B6/boron | Recal D |
| vitamin A palmitate/vitamin D3/vitamin E/vit E TPGS/vit K1 | DEKAs Essential |
| calcium carbonate/cholecalciferol (vitamin D3) | Osteo-Poretical |
| cholecalciferol (vit D3)/folic acid | Ciferex |
| cholecalciferol (vit D3)/folic acid | Durachol |
| cholecalciferol (vit D3)/folic acid | Cifrazol |
| ergocalciferol (vitamin D2) | Ergocal |
| cholecalciferol (vit D3)/folic acid | Revesta |
| pyridoxine/ascorbic acid/vitamin D3/zinc/selenium yeast | Zyvana |
| cholecalciferol (vit D3)/folic acid | Ortho D |
| genistein/citrated zinc bisglycinate/vitamin D3 | VP-GSTN |
| cholecalciferol (vit D3)/folic acid | Ortho DF |
| cholecalciferol (vit D3)/folic acid | Folixapure |
| cholecalciferol (vit D3)/folic acid | Zolate |
| calcifediol | Royaldee |
| cholecalciferol (vit D3)/folic acid | Noxifol-D3 |
| cholecalciferol (vit D3)/folic acid | Roxifol-D |
| cholecalciferol (vit D3)/folic acid | Genicin Vita-D |
| cholecalciferol (vit D3)/folic acid/collagen | CyFolex |
| cholecalciferol (vit D3)/folic acid | Folvite-D |
| cholecalciferol (vit D3)/vitamin K2 | vitamin D3-vitamin K2 |
| cholecalciferol (vit D3)/vitamin K2/olive leaf extract | OsteoBloX CF |
| cholecalciferol (vitamin D3) | Pediatric D-Vite |
| cholecalciferol (vit D3)/folic acid | Folika-D |
| cholecalciferol (vit D3)/folic acid | Cholecal DF |
| cholecalciferol (vit D3)/folic acid | Folic D3 |
| calcium carbonate/ergocalciferol (vitamin D2) | Oystercal-D |
| calcium carbonate/cholecalciferol (vitamin D3) | Calcium With Vitamin D3 |
| cholecalciferol (vitamin D3) | D3-2000 |
| vitamin A/ergocalciferol (vitamin D2) | Natural Vitamin A and D |
| cholecalciferol (vitamin D3) | Weekly-D |
| ascorbic acid (vit C)/multivit-min/calcium comb.no.27/vit D3 | Emergen-C Vitamin D-Calcium |
| cholecalciferol (vitamin D3) | IS-D-10,000 |
| calcium phosphate, dibasic/cholecalciferol (vitamin D3) | calcium phos,dibas-vitamin D3 |
| dextrose/cholecalciferol (vitamin D3) | ReliOn Glucose |
| glucosamine HCl/msm/chondroitin sul A Na/vitamin D3 | glucosam-msm-chondroit-vit D3 |
| amino acids/protein hydrolysate | Liquacel |
| calcium citrate/cholecalciferol (vitamin D3) | Upcal D |
| calcium hydroxyapatite/vitamin D3/vitamin C/vit K2/minerals | Bone Essentials |
| cholecalciferol (vitamin D3) | Just D |

Appendix C.2. List of Generic and Brand Names of Medical Products Used to Define Baseline Characteristics in this Request

| Generic Name | Brand Name |
|---|----------------------------|
| cholecalciferol (vitamin D3) | Baby's Super Daily D3 |
| cholecalciferol (vitamin D3) | Super Daily D3 |
| omega-3 fatty acids/dha/epa/fish oil/vitamin D3 | Coromega |
| multivitamin with calcium,minerals/vitamin D3/herbal no.181 | Estroven Nighttime |
| herbal complex no.206/vitamin D3/selenium yeast | PhytoFusion |
| omega-3/dha/epa/other omega-3s/fish oil/vitamin D3 | Omega Essentials |
| omega-3s/dha/epa/vitamin D3/lutein/zeaxanthin | Eye Omega Advantage |
| omega-3s/dha/epa/fish oil/vitamin D3/lutein/zeaxanthin | Numaqla Omega-3 |
| omega-3 fatty acids/dha/epa/fish oil/vitamin D3 | Flex Omega Benefits |
| omega-3/dha/epa/other omega-3s/fish oil/vitamin D3 | Dry Eye Omega Benefits |
| omega-3/dha/epa/other omega-3s/fish oil/vitamin D3 | Cardio Omega Benefits |
| omega-3/dha/epa/other omega-3s/fish oil/vitamin D3 | De3 Dry Eye Omega Benefits |

Appendix D. List of 5-Digit Zip Codes and Mapping to Urban and Socioeconomic Status Categories

| 5-Digit Zip Code | Rural/Urban Categorization | SES Quartile |
|------------------|----------------------------|--------------|
| 00501 | Urban | Q1 |
| 00544 | Urban | Q1 |
| 01001 | Urban | Q2 |
| 01002 | Urban | Q3 |
| 01003 | Urban | Q3 |
| 01004 | Urban | Q3 |
| 01005 | Urban | Q1 |
| 01007 | Urban | Q1 |
| 01008 | Urban | Q1 |
| 01009 | Urban | Q3 |
| 01010 | Urban | Q1 |
| 01011 | Urban | Q1 |
| 01012 | Urban | Q1 |
| 01013 | Urban | Q4 |
| 01014 | Urban | Q4 |
| 01020 | Urban | Q3 |
| 01021 | Urban | Q3 |
| 01022 | Urban | Q2 |
| 01026 | Urban | Q1 |
| 01027 | Urban | Q2 |
| 01028 | Urban | Q1 |
| 01029 | Isolated | Q2 |
| 01030 | Urban | Q1 |
| 01031 | Urban | Q3 |
| 01032 | Urban | Q1 |
| 01033 | Urban | Q1 |
| 01034 | Urban | Q1 |
| 01035 | Urban | Q1 |
| 01036 | Urban | Q1 |
| 01037 | Urban | Q1 |
| 01038 | Urban | Q1 |
| 01039 | Urban | Q1 |
| 01040 | Urban | Q4 |
| 01041 | Urban | Q4 |
| 01050 | Urban | Q1 |
| 01053 | Urban | Q2 |
| 01054 | Urban | Q1 |
| 01056 | Urban | Q2 |
| 01057 | Urban | Q1 |
| 01059 | Urban | Q3 |
| 01060 | Urban | Q3 |
| 01061 | Urban | Q3 |
| 01062 | Urban | Q2 |
| 01063 | Urban | Q1 |

Appendix D. List of 5-Digit Zip Codes and Mapping to Urban and Socioeconomic Status Categories

| 5-Digit Zip Code | Rural/Urban Categorization | SES Quartile |
|------------------|----------------------------|--------------|
| 01066 | Urban | Q1 |
| 01068 | Urban | Q1 |
| 01069 | Urban | Q2 |
| 01070 | Urban | Q1 |
| 01071 | Urban | Q1 |
| 01072 | Urban | Q1 |
| 01073 | Urban | Q1 |
| 01074 | Urban | Q2 |
| 01075 | Urban | Q2 |
| 01077 | Urban | Q1 |
| 01079 | Urban | Q2 |
| 01080 | Urban | Q3 |
| 01081 | Urban | Q2 |
| 01082 | Urban | Q3 |
| 01083 | Urban | Q2 |
| 01084 | Urban | Q1 |
| 01085 | Urban | Q2 |
| 01086 | Urban | Q1 |
| 01088 | Urban | Q2 |
| 01089 | Urban | Q3 |
| 01090 | Urban | Q3 |
| 01092 | Urban | Q3 |
| 01093 | Urban | Q1 |
| 01094 | Urban | Q3 |
| 01095 | Urban | Q1 |
| 01096 | Urban | Q1 |
| 01097 | Urban | Q1 |
| 01098 | Urban | Q1 |
| 01101 | Urban | Q4 |
| 01102 | Urban | Q4 |
| 01103 | Urban | Q4 |
| 01104 | Urban | Q4 |
| 01105 | Urban | Q4 |
| 01106 | Urban | Q1 |
| 01107 | Urban | Q4 |
| 01108 | Urban | Q4 |
| 01109 | Urban | Q4 |
| 01111 | Urban | Q4 |
| 01115 | Urban | Q4 |
| 01116 | Urban | Q1 |
| 01118 | Urban | Q3 |
| 01119 | Urban | Q3 |
| 01128 | Urban | Q1 |
| 01129 | Urban | Q2 |

Appendix D. List of 5-Digit Zip Codes and Mapping to Urban and Socioeconomic Status Categories

| 5-Digit Zip Code | Rural/Urban Categorization | SES Quartile |
|------------------|----------------------------|--------------|
| 01138 | Urban | Q4 |
| 01139 | Urban | Q4 |
| 01144 | Urban | Q4 |
| 01151 | Urban | Q4 |
| 01152 | Urban | Q4 |
| 01199 | Urban | Missing |
| 01201 | Urban | Q3 |
| 01202 | Urban | Q3 |
| 01203 | Urban | Q3 |
| 01220 | Urban | Q2 |
| 01222 | Isolated | Q1 |
| 01223 | Urban | Q1 |
| 01224 | Urban | Q2 |
| 01225 | Urban | Q1 |
| 01226 | Urban | Q2 |
| 01227 | Urban | Q2 |
| 01229 | Isolated | Q1 |
| 01230 | Small Rural | Q2 |
| 01235 | Urban | Q1 |
| 01236 | Small Rural | Q1 |
| 01237 | Urban | Q1 |
| 01238 | Small Rural | Q2 |
| 01240 | Small Rural | Q2 |
| 01242 | Small Rural | Q1 |
| 01243 | Urban | Q1 |
| 01244 | Isolated | Q2 |
| 01245 | Isolated | Q1 |
| 01247 | Large Rural | Q3 |
| 01252 | Small Rural | Q2 |
| 01253 | Isolated | Q1 |
| 01254 | Urban | Q1 |
| 01255 | Isolated | Q1 |
| 01256 | Urban | Q2 |
| 01257 | Isolated | Q1 |
| 01258 | Isolated | Q1 |
| 01259 | Isolated | Q1 |
| 01260 | Small Rural | Q3 |
| 01262 | Isolated | Q2 |
| 01263 | Isolated | Q2 |
| 01264 | Isolated | Q1 |
| 01266 | Isolated | Q1 |
| 01267 | Large Rural | Q1 |
| 01270 | Urban | Q1 |
| 01301 | Large Rural | Q3 |

Appendix D. List of 5-Digit Zip Codes and Mapping to Urban and Socioeconomic Status Categories

| 5-Digit Zip Code | Rural/Urban Categorization | SES Quartile |
|------------------|----------------------------|--------------|
| 01302 | Large Rural | Q3 |
| 01330 | Urban | Q1 |
| 01331 | Large Rural | Q3 |
| 01337 | Large Rural | Q1 |
| 01338 | Isolated | Q1 |
| 01339 | Large Rural | Q2 |
| 01340 | Large Rural | Q1 |
| 01341 | Urban | Q1 |
| 01342 | Urban | Q1 |
| 01343 | Urban | Q1 |
| 01344 | Large Rural | Q2 |
| 01346 | Large Rural | Q1 |
| 01347 | Large Rural | Q1 |
| 01349 | Large Rural | Q1 |
| 01350 | Large Rural | Q1 |
| 01351 | Large Rural | Q1 |
| 01354 | Large Rural | Q1 |
| 01355 | Urban | Q1 |
| 01360 | Large Rural | Q1 |
| 01364 | Large Rural | Q3 |
| 01366 | Urban | Q1 |
| 01367 | Large Rural | Q2 |
| 01368 | Urban | Q2 |
| 01370 | Isolated | Q1 |
| 01373 | Urban | Q1 |
| 01375 | Urban | Q2 |
| 01376 | Large Rural | Q4 |
| 01378 | Large Rural | Q1 |
| 01379 | Large Rural | Q2 |
| 01380 | Large Rural | Q2 |
| 01420 | Urban | Q4 |
| 01430 | Urban | Q1 |
| 01431 | Urban | Q1 |
| 01432 | Urban | Q2 |
| 01434 | Urban | Q1 |
| 01436 | Urban | Q2 |
| 01438 | Urban | Q2 |
| 01440 | Urban | Q4 |
| 01441 | Urban | Q1 |
| 01450 | Urban | Q1 |
| 01451 | Urban | Q1 |
| 01452 | Urban | Q1 |
| 01453 | Urban | Q3 |
| 01460 | Urban | Q1 |

Appendix D. List of 5-Digit Zip Codes and Mapping to Urban and Socioeconomic Status Categories

| 5-Digit Zip Code | Rural/Urban Categorization | SES Quartile |
|------------------|----------------------------|--------------|
| 01462 | Urban | Q1 |
| 01463 | Urban | Q1 |
| 01464 | Urban | Q2 |
| 01467 | Urban | Q1 |
| 01468 | Urban | Q1 |
| 01469 | Urban | Q1 |
| 01470 | Urban | Q1 |
| 01471 | Urban | Q1 |
| 01472 | Urban | Q1 |
| 01473 | Urban | Q1 |
| 01474 | Urban | Q1 |
| 01475 | Urban | Q2 |
| 01501 | Urban | Q1 |
| 01503 | Urban | Q1 |
| 01504 | Urban | Q1 |
| 01505 | Urban | Q1 |
| 01506 | Urban | Q1 |
| 01507 | Urban | Q1 |
| 01508 | Urban | Q1 |
| 01509 | Urban | Q1 |
| 01510 | Urban | Q3 |
| 01515 | Urban | Q1 |
| 01516 | Urban | Q1 |
| 01518 | Urban | Q1 |
| 01519 | Urban | Q1 |
| 01520 | Urban | Q1 |
| 01521 | Urban | Q1 |
| 01522 | Urban | Q1 |
| 01523 | Urban | Q1 |
| 01524 | Urban | Q1 |
| 01525 | Urban | Q1 |
| 01526 | Urban | Q1 |
| 01527 | Urban | Q1 |
| 01529 | Urban | Q2 |
| 01531 | Urban | Q1 |
| 01532 | Urban | Q1 |
| 01534 | Urban | Q1 |
| 01535 | Urban | Q1 |
| 01536 | Urban | Q1 |
| 01537 | Urban | Q2 |
| 01538 | Urban | Q1 |
| 01540 | Urban | Q1 |
| 01541 | Urban | Q1 |
| 01542 | Urban | Q1 |

Appendix D. List of 5-Digit Zip Codes and Mapping to Urban and Socioeconomic Status Categories

| 5-Digit Zip Code | Rural/Urban Categorization | SES Quartile |
|------------------|----------------------------|--------------|
| 01543 | Urban | Q1 |
| 01545 | Urban | Q1 |
| 01546 | Urban | Q1 |
| 01550 | Urban | Q4 |
| 01560 | Urban | Q2 |
| 01561 | Urban | Q3 |
| 01562 | Urban | Q2 |
| 01564 | Urban | Q1 |
| 01566 | Urban | Q1 |
| 01568 | Urban | Q1 |
| 01569 | Urban | Q1 |
| 01570 | Urban | Q4 |
| 01571 | Urban | Q2 |
| 01581 | Urban | Q1 |
| 01583 | Urban | Q1 |
| 01585 | Urban | Q2 |
| 01586 | Urban | Q1 |
| 01588 | Urban | Q2 |
| 01590 | Urban | Q1 |
| 01601 | Urban | Q4 |
| 01602 | Urban | Q2 |
| 01603 | Urban | Q4 |
| 01604 | Urban | Q4 |
| 01605 | Urban | Q4 |
| 01606 | Urban | Q2 |
| 01607 | Urban | Q4 |
| 01608 | Urban | Q4 |
| 01609 | Urban | Q4 |
| 01610 | Urban | Q4 |
| 01611 | Urban | Q2 |
| 01612 | Urban | Q1 |
| 01613 | Urban | Q4 |
| 01614 | Urban | Q4 |
| 01615 | Urban | Q4 |
| 01653 | Urban | Q4 |
| 01655 | Urban | Q4 |
| 01701 | Urban | Q1 |
| 01702 | Urban | Q4 |
| 01703 | Urban | Q1 |
| 01704 | Urban | Q4 |
| 01705 | Urban | Q1 |
| 01718 | Urban | Q1 |
| 01719 | Urban | Q1 |
| 01720 | Urban | Q1 |

Appendix D. List of 5-Digit Zip Codes and Mapping to Urban and Socioeconomic Status Categories

| 5-Digit Zip Code | Rural/Urban Categorization | SES Quartile |
|------------------|----------------------------|--------------|
| 01721 | Urban | Q1 |
| 01730 | Urban | Q1 |
| 01731 | Urban | Q2 |
| 01740 | Urban | Q1 |
| 01741 | Urban | Q1 |
| 01742 | Urban | Q1 |
| 01745 | Urban | Q1 |
| 01746 | Urban | Q1 |
| 01747 | Urban | Q1 |
| 01748 | Urban | Q1 |
| 01749 | Urban | Q1 |
| 01752 | Urban | Q2 |
| 01754 | Urban | Q1 |
| 01756 | Urban | Q1 |
| 01757 | Urban | Q2 |
| 01760 | Urban | Q1 |
| 01770 | Urban | Q1 |
| 01772 | Urban | Q1 |
| 01773 | Urban | Q1 |
| 01775 | Urban | Q1 |
| 01776 | Urban | Q1 |
| 01778 | Urban | Q1 |
| 01784 | Urban | Q1 |
| 01801 | Urban | Q2 |
| 01803 | Urban | Q1 |
| 01805 | Urban | Q1 |
| 01810 | Urban | Q1 |
| 01812 | Urban | Q1 |
| 01813 | Urban | Q2 |
| 01815 | Urban | Q2 |
| 01821 | Urban | Q1 |
| 01822 | Urban | Q1 |
| 01824 | Urban | Q1 |
| 01826 | Urban | Q1 |
| 01827 | Urban | Q1 |
| 01830 | Urban | Q4 |
| 01831 | Urban | Q4 |
| 01832 | Urban | Q3 |
| 01833 | Urban | Q1 |
| 01834 | Urban | Q1 |
| 01835 | Urban | Q2 |
| 01840 | Urban | Q4 |
| 01841 | Urban | Q4 |
| 01842 | Urban | Q4 |

Appendix D. List of 5-Digit Zip Codes and Mapping to Urban and Socioeconomic Status Categories

| 5-Digit Zip Code | Rural/Urban Categorization | SES Quartile |
|------------------|----------------------------|--------------|
| 01843 | Urban | Q4 |
| 01844 | Urban | Q2 |
| 01845 | Urban | Q1 |
| 01850 | Urban | Q4 |
| 01851 | Urban | Q4 |
| 01852 | Urban | Q4 |
| 01853 | Urban | Q4 |
| 01854 | Urban | Q4 |
| 01860 | Urban | Q1 |
| 01862 | Urban | Q1 |
| 01863 | Urban | Q1 |
| 01864 | Urban | Q1 |
| 01865 | Urban | Q1 |
| 01866 | Urban | Q1 |
| 01867 | Urban | Q1 |
| 01876 | Urban | Q1 |
| 01879 | Urban | Q1 |
| 01880 | Urban | Q1 |
| 01885 | Urban | Q1 |
| 01886 | Urban | Q1 |
| 01887 | Urban | Q1 |
| 01888 | Urban | Q2 |
| 01889 | Urban | Q1 |
| 01890 | Urban | Q1 |
| 01899 | Urban | Q1 |
| 01901 | Urban | Q4 |
| 01902 | Urban | Q4 |
| 01903 | Urban | Q4 |
| 01904 | Urban | Q1 |
| 01905 | Urban | Q4 |
| 01906 | Urban | Q1 |
| 01907 | Urban | Q1 |
| 01908 | Urban | Q1 |
| 01910 | Urban | Q4 |
| 01913 | Urban | Q1 |
| 01915 | Urban | Q2 |
| 01921 | Urban | Q1 |
| 01922 | Urban | Q1 |
| 01923 | Urban | Q1 |
| 01929 | Urban | Q1 |
| 01930 | Urban | Q2 |
| 01931 | Urban | Q2 |
| 01936 | Urban | Q1 |
| 01937 | Urban | Q2 |

Appendix D. List of 5-Digit Zip Codes and Mapping to Urban and Socioeconomic Status Categories

| 5-Digit Zip Code | Rural/Urban Categorization | SES Quartile |
|------------------|----------------------------|--------------|
| 01938 | Urban | Q1 |
| 01940 | Urban | Q1 |
| 01944 | Urban | Q1 |
| 01945 | Urban | Q1 |
| 01949 | Urban | Q1 |
| 01950 | Urban | Q1 |
| 01951 | Urban | Q1 |
| 01952 | Urban | Q2 |
| 01960 | Urban | Q2 |
| 01961 | Urban | Q2 |
| 01965 | Urban | Q2 |
| 01966 | Urban | Q1 |
| 01969 | Urban | Q1 |
| 01970 | Urban | Q3 |
| 01971 | Urban | Q3 |
| 01982 | Urban | Q1 |
| 01983 | Urban | Q1 |
| 01984 | Urban | Q1 |
| 01985 | Urban | Q1 |
| 02018 | Urban | Q1 |
| 02019 | Urban | Q1 |
| 02020 | Urban | Q1 |
| 02021 | Urban | Q1 |
| 02025 | Urban | Q1 |
| 02026 | Urban | Q1 |
| 02027 | Urban | Q1 |
| 02030 | Urban | Q1 |
| 02032 | Urban | Q1 |
| 02035 | Urban | Q1 |
| 02038 | Urban | Q1 |
| 02040 | Urban | Q1 |
| 02041 | Urban | Q1 |
| 02043 | Urban | Q1 |
| 02044 | Urban | Q1 |
| 02045 | Urban | Q1 |
| 02047 | Urban | Q2 |
| 02048 | Urban | Q1 |
| 02050 | Urban | Q1 |
| 02051 | Urban | Q1 |
| 02052 | Urban | Q1 |
| 02053 | Urban | Q1 |
| 02054 | Urban | Q1 |
| 02055 | Urban | Q1 |
| 02056 | Urban | Q1 |

Appendix D. List of 5-Digit Zip Codes and Mapping to Urban and Socioeconomic Status Categories

| 5-Digit Zip Code | Rural/Urban Categorization | SES Quartile |
|------------------|----------------------------|--------------|
| 02059 | Urban | Q1 |
| 02060 | Urban | Q1 |
| 02061 | Urban | Q1 |
| 02062 | Urban | Q2 |
| 02065 | Urban | Q1 |
| 02066 | Urban | Q1 |
| 02067 | Urban | Q1 |
| 02070 | Urban | Q1 |
| 02071 | Urban | Q1 |
| 02072 | Urban | Q2 |
| 02081 | Urban | Q1 |
| 02090 | Urban | Q1 |
| 02093 | Urban | Q1 |
| 02108 | Missing | Q2 |
| 02109 | Urban | Q3 |
| 02110 | Urban | Q2 |
| 02111 | Urban | Q4 |
| 02112 | Urban | Q4 |
| 02113 | Urban | Q2 |
| 02114 | Urban | Q3 |
| 02115 | Urban | Q4 |
| 02116 | Urban | Q2 |
| 02117 | Urban | Q2 |
| 02118 | Urban | Q4 |
| 02119 | Urban | Q4 |
| 02120 | Urban | Q4 |
| 02121 | Urban | Q4 |
| 02122 | Urban | Q4 |
| 02123 | Urban | Q4 |
| 02124 | Urban | Q4 |
| 02125 | Urban | Q4 |
| 02126 | Urban | Q4 |
| 02127 | Urban | Q3 |
| 02128 | Urban | Q4 |
| 02129 | Urban | Q3 |
| 02130 | Urban | Q3 |
| 02131 | Urban | Q3 |
| 02132 | Urban | Q1 |
| 02133 | Urban | Q1 |
| 02134 | Urban | Q4 |
| 02135 | Urban | Q3 |
| 02136 | Urban | Q3 |
| 02137 | Urban | Q3 |
| 02138 | Urban | Q2 |

Appendix D. List of 5-Digit Zip Codes and Mapping to Urban and Socioeconomic Status Categories

| 5-Digit Zip Code | Rural/Urban Categorization | SES Quartile |
|------------------|----------------------------|--------------|
| 02139 | Urban | Q3 |
| 02140 | Urban | Q3 |
| 02141 | Urban | Q3 |
| 02142 | Urban | Q3 |
| 02143 | Urban | Q3 |
| 02144 | Urban | Q3 |
| 02145 | Urban | Q4 |
| 02148 | Urban | Q3 |
| 02149 | Urban | Q4 |
| 02150 | Urban | Q4 |
| 02151 | Urban | Q4 |
| 02152 | Urban | Q2 |
| 02153 | Urban | Q2 |
| 02155 | Urban | Q2 |
| 02156 | Urban | Q2 |
| 02163 | Urban | Q3 |
| 02169 | Urban | Q3 |
| 02170 | Urban | Q2 |
| 02171 | Urban | Q3 |
| 02176 | Urban | Q1 |
| 02180 | Urban | Q1 |
| 02184 | Urban | Q2 |
| 02185 | Urban | Q2 |
| 02186 | Urban | Q1 |
| 02187 | Urban | Q1 |
| 02188 | Urban | Q2 |
| 02189 | Urban | Q3 |
| 02190 | Urban | Q1 |
| 02191 | Urban | Q1 |
| 02196 | Urban | Q2 |
| 02199 | Urban | Q2 |
| 02201 | Urban | Missing |
| 02203 | Urban | Missing |
| 02204 | Urban | Q4 |
| 02205 | Urban | Q4 |
| 02206 | Urban | Q4 |
| 02210 | Urban | Q2 |
| 02211 | Urban | Q3 |
| 02212 | Urban | Q3 |
| 02215 | Urban | Q3 |
| 02217 | Urban | Q2 |
| 02222 | Urban | Q3 |
| 02238 | Urban | Q2 |
| 02241 | Urban | Q2 |

Appendix D. List of 5-Digit Zip Codes and Mapping to Urban and Socioeconomic Status Categories

| 5-Digit Zip Code | Rural/Urban Categorization | SES Quartile |
|------------------|----------------------------|--------------|
| 02266 | Urban | Q4 |
| 02269 | Urban | Q3 |
| 02283 | Urban | Q4 |
| 02284 | Urban | Q4 |
| 02293 | Urban | Q4 |
| 02297 | Urban | Q4 |
| 02298 | Urban | Q4 |
| 02301 | Urban | Q4 |
| 02302 | Urban | Q3 |
| 02303 | Urban | Q3 |
| 02304 | Urban | Q4 |
| 02305 | Urban | Q4 |
| 02322 | Urban | Q1 |
| 02324 | Urban | Q1 |
| 02325 | Urban | Q1 |
| 02327 | Urban | Q1 |
| 02330 | Urban | Q1 |
| 02331 | Urban | Q1 |
| 02332 | Urban | Q1 |
| 02333 | Urban | Q1 |
| 02334 | Urban | Q1 |
| 02337 | Urban | Q1 |
| 02338 | Urban | Q1 |
| 02339 | Urban | Q1 |
| 02340 | Urban | Q1 |
| 02341 | Urban | Q1 |
| 02343 | Urban | Q1 |
| 02344 | Urban | Q1 |
| 02345 | Urban | Q1 |
| 02346 | Urban | Q1 |
| 02347 | Urban | Q1 |
| 02348 | Urban | Q1 |
| 02349 | Urban | Q1 |
| 02350 | Urban | Q1 |
| 02351 | Urban | Q1 |
| 02355 | Urban | Q1 |
| 02356 | Urban | Q1 |
| 02357 | Urban | Q1 |
| 02358 | Urban | Q1 |
| 02359 | Urban | Q1 |
| 02360 | Urban | Q1 |
| 02361 | Urban | Q1 |
| 02362 | Urban | Q1 |
| 02364 | Urban | Q1 |

Appendix D. List of 5-Digit Zip Codes and Mapping to Urban and Socioeconomic Status Categories

| 5-Digit Zip Code | Rural/Urban Categorization | SES Quartile |
|------------------|----------------------------|--------------|
| 02366 | Urban | Q1 |
| 02367 | Urban | Q1 |
| 02368 | Urban | Q3 |
| 02370 | Urban | Q1 |
| 02375 | Urban | Q1 |
| 02379 | Urban | Q1 |
| 02381 | Urban | Q1 |
| 02382 | Urban | Q1 |
| 02420 | Urban | Q1 |
| 02421 | Urban | Q1 |
| 02445 | Urban | Q2 |
| 02446 | Urban | Q2 |
| 02447 | Urban | Q2 |
| 02451 | Urban | Q2 |
| 02452 | Urban | Q2 |
| 02453 | Urban | Q3 |
| 02454 | Urban | Q3 |
| 02455 | Urban | Q2 |
| 02456 | Urban | Q2 |
| 02457 | Urban | Q1 |
| 02458 | Urban | Q1 |
| 02459 | Urban | Q1 |
| 02460 | Urban | Q1 |
| 02461 | Urban | Q1 |
| 02462 | Urban | Q1 |
| 02464 | Urban | Q1 |
| 02465 | Urban | Q1 |
| 02466 | Urban | Q2 |
| 02467 | Urban | Q1 |
| 02468 | Urban | Q1 |
| 02471 | Urban | Q2 |
| 02472 | Urban | Q2 |
| 02474 | Urban | Q1 |
| 02475 | Urban | Q1 |
| 02476 | Urban | Q1 |
| 02477 | Urban | Q2 |
| 02478 | Urban | Q1 |
| 02479 | Urban | Q1 |
| 02481 | Urban | Q1 |
| 02482 | Urban | Q1 |
| 02492 | Urban | Q1 |
| 02493 | Urban | Q1 |
| 02494 | Urban | Q1 |
| 02495 | Urban | Q1 |

Appendix D. List of 5-Digit Zip Codes and Mapping to Urban and Socioeconomic Status Categories

| 5-Digit Zip Code | Rural/Urban Categorization | SES Quartile |
|------------------|----------------------------|--------------|
| 02532 | Urban | Q1 |
| 02534 | Urban | Q1 |
| 02535 | Isolated | Q1 |
| 02536 | Urban | Q1 |
| 02537 | Urban | Q1 |
| 02538 | Urban | Q3 |
| 02539 | Large Rural | Q1 |
| 02540 | Urban | Q1 |
| 02541 | Urban | Q1 |
| 02542 | Urban | Q2 |
| 02543 | Urban | Q1 |
| 02552 | Isolated | Q1 |
| 02553 | Urban | Q1 |
| 02554 | Small Rural | Q2 |
| 02556 | Urban | Q1 |
| 02557 | Large Rural | Q1 |
| 02558 | Urban | Q2 |
| 02559 | Urban | Q1 |
| 02561 | Urban | Q1 |
| 02562 | Urban | Q1 |
| 02563 | Urban | Q1 |
| 02564 | Small Rural | Q2 |
| 02568 | Large Rural | Q3 |
| 02571 | Urban | Q3 |
| 02574 | Urban | Q1 |
| 02575 | Isolated | Q1 |
| 02576 | Urban | Q1 |
| 02584 | Small Rural | Q1 |
| 02601 | Urban | Q4 |
| 02630 | Urban | Q1 |
| 02631 | Urban | Q1 |
| 02632 | Urban | Q1 |
| 02633 | Urban | Q1 |
| 02634 | Urban | Q1 |
| 02635 | Urban | Q1 |
| 02637 | Urban | Q1 |
| 02638 | Urban | Q1 |
| 02639 | Urban | Q2 |
| 02641 | Urban | Q1 |
| 02642 | Urban | Q1 |
| 02643 | Urban | Q1 |
| 02644 | Urban | Q1 |
| 02645 | Urban | Q1 |
| 02646 | Urban | Q1 |

Appendix D. List of 5-Digit Zip Codes and Mapping to Urban and Socioeconomic Status Categories

| 5-Digit Zip Code | Rural/Urban Categorization | SES Quartile |
|------------------|----------------------------|--------------|
| 02647 | Urban | Q1 |
| 02648 | Urban | Q1 |
| 02649 | Urban | Q1 |
| 02650 | Urban | Q1 |
| 02651 | Urban | Q1 |
| 02652 | Isolated | Q1 |
| 02653 | Urban | Q1 |
| 02655 | Urban | Q1 |
| 02657 | Small Rural | Q3 |
| 02659 | Urban | Q1 |
| 02660 | Urban | Q1 |
| 02661 | Urban | Q1 |
| 02662 | Urban | Q1 |
| 02663 | Isolated | Q1 |
| 02664 | Urban | Q2 |
| 02666 | Isolated | Q2 |
| 02667 | Isolated | Q2 |
| 02668 | Urban | Q1 |
| 02669 | Urban | Q1 |
| 02670 | Urban | Q2 |
| 02671 | Urban | Q1 |
| 02672 | Urban | Q1 |
| 02673 | Urban | Q1 |
| 02675 | Urban | Q1 |
| 02702 | Urban | Q1 |
| 02703 | Urban | Q2 |
| 02712 | Urban | Q1 |
| 02713 | Isolated | Q1 |
| 02714 | Urban | Q2 |
| 02715 | Urban | Q1 |
| 02717 | Urban | Q1 |
| 02718 | Urban | Q2 |
| 02719 | Urban | Q2 |
| 02720 | Urban | Q4 |
| 02721 | Urban | Q4 |
| 02722 | Urban | Q4 |
| 02723 | Urban | Q4 |
| 02724 | Urban | Q4 |
| 02725 | Urban | Q2 |
| 02726 | Urban | Q2 |
| 02738 | Urban | Q1 |
| 02739 | Urban | Q1 |
| 02740 | Urban | Q4 |
| 02741 | Urban | Q4 |

Appendix D. List of 5-Digit Zip Codes and Mapping to Urban and Socioeconomic Status Categories

| 5-Digit Zip Code | Rural/Urban Categorization | SES Quartile |
|------------------|----------------------------|--------------|
| 02742 | Urban | Q4 |
| 02743 | Urban | Q2 |
| 02744 | Urban | Q4 |
| 02745 | Urban | Q3 |
| 02746 | Urban | Q4 |
| 02747 | Urban | Q2 |
| 02748 | Urban | Q2 |
| 02760 | Urban | Q1 |
| 02761 | Urban | Q1 |
| 02762 | Urban | Q1 |
| 02763 | Urban | Q1 |
| 02764 | Urban | Q1 |
| 02766 | Urban | Q1 |
| 02767 | Urban | Q1 |
| 02768 | Urban | Q1 |
| 02769 | Urban | Q1 |
| 02770 | Urban | Q1 |
| 02771 | Urban | Q1 |
| 02777 | Urban | Q1 |
| 02779 | Urban | Q1 |
| 02780 | Urban | Q3 |
| 02790 | Urban | Q1 |
| 02791 | Urban | Q1 |
| 02801 | Urban | Q1 |
| 02802 | Urban | Q2 |
| 02804 | Urban | Q1 |
| 02806 | Urban | Q1 |
| 02807 | Isolated | Q1 |
| 02808 | Urban | Q2 |
| 02809 | Urban | Q2 |
| 02812 | Urban | Q1 |
| 02813 | Urban | Q1 |
| 02814 | Urban | Q1 |
| 02815 | Urban | Q1 |
| 02816 | Urban | Q2 |
| 02817 | Urban | Q1 |
| 02818 | Urban | Q1 |
| 02822 | Urban | Q1 |
| 02823 | Urban | Q1 |
| 02824 | Urban | Q1 |
| 02825 | Urban | Q1 |
| 02826 | Urban | Q2 |
| 02827 | Urban | Q1 |
| 02828 | Urban | Q1 |

Appendix D. List of 5-Digit Zip Codes and Mapping to Urban and Socioeconomic Status Categories

| 5-Digit Zip Code | Rural/Urban Categorization | SES Quartile |
|------------------|----------------------------|--------------|
| 02829 | Urban | Q1 |
| 02830 | Urban | Q2 |
| 02831 | Urban | Q1 |
| 02832 | Urban | Q1 |
| 02833 | Urban | Q2 |
| 02835 | Urban | Q1 |
| 02836 | Urban | Q1 |
| 02837 | Urban | Q1 |
| 02838 | Urban | Q3 |
| 02839 | Urban | Q1 |
| 02840 | Urban | Q3 |
| 02841 | Urban | Q1 |
| 02842 | Urban | Q2 |
| 02852 | Urban | Q2 |
| 02857 | Urban | Q1 |
| 02858 | Urban | Q1 |
| 02859 | Urban | Q2 |
| 02860 | Urban | Q4 |
| 02861 | Urban | Q3 |
| 02862 | Urban | Q4 |
| 02863 | Urban | Q4 |
| 02864 | Urban | Q1 |
| 02865 | Urban | Q1 |
| 02871 | Urban | Q1 |
| 02872 | Urban | Q1 |
| 02873 | Urban | Q1 |
| 02874 | Urban | Q1 |
| 02875 | Urban | Q1 |
| 02876 | Urban | Q2 |
| 02877 | Urban | Q1 |
| 02878 | Urban | Q1 |
| 02879 | Urban | Q1 |
| 02880 | Urban | Q1 |
| 02881 | Urban | Q2 |
| 02882 | Urban | Q1 |
| 02883 | Urban | Q1 |
| 02885 | Urban | Q3 |
| 02886 | Urban | Q2 |
| 02887 | Urban | Q2 |
| 02888 | Urban | Q2 |
| 02889 | Urban | Q2 |
| 02891 | Urban | Q2 |
| 02892 | Urban | Q1 |
| 02893 | Urban | Q3 |

Appendix D. List of 5-Digit Zip Codes and Mapping to Urban and Socioeconomic Status Categories

| 5-Digit Zip Code | Rural/Urban Categorization | SES Quartile |
|------------------|----------------------------|--------------|
| 02894 | Urban | Q2 |
| 02895 | Urban | Q4 |
| 02896 | Urban | Q1 |
| 02898 | Urban | Q1 |
| 02901 | Urban | Q4 |
| 02902 | Urban | Q4 |
| 02903 | Urban | Q4 |
| 02904 | Urban | Q4 |
| 02905 | Urban | Q4 |
| 02906 | Urban | Q2 |
| 02907 | Urban | Q4 |
| 02908 | Urban | Q4 |
| 02909 | Urban | Q4 |
| 02910 | Urban | Q3 |
| 02911 | Urban | Q2 |
| 02912 | Urban | Q1 |
| 02914 | Urban | Q4 |
| 02915 | Urban | Q2 |
| 02916 | Urban | Q2 |
| 02917 | Urban | Q1 |
| 02918 | Urban | Q4 |
| 02919 | Urban | Q2 |
| 02920 | Urban | Q3 |
| 02921 | Urban | Q1 |
| 02940 | Urban | Q4 |
| 03031 | Urban | Q1 |
| 03032 | Urban | Q1 |
| 03033 | Urban | Q1 |
| 03034 | Urban | Q1 |
| 03036 | Urban | Q1 |
| 03037 | Urban | Q1 |
| 03038 | Urban | Q2 |
| 03040 | Urban | Q1 |
| 03041 | Urban | Q2 |
| 03042 | Urban | Q1 |
| 03043 | Isolated | Q1 |
| 03044 | Urban | Q1 |
| 03045 | Urban | Q1 |
| 03046 | Urban | Q1 |
| 03047 | Urban | Q1 |
| 03048 | Urban | Q2 |
| 03049 | Urban | Q1 |
| 03051 | Urban | Q1 |
| 03052 | Urban | Q1 |

Appendix D. List of 5-Digit Zip Codes and Mapping to Urban and Socioeconomic Status Categories

| 5-Digit Zip Code | Rural/Urban Categorization | SES Quartile |
|------------------|----------------------------|--------------|
| 03053 | Urban | Q1 |
| 03054 | Urban | Q1 |
| 03055 | Urban | Q1 |
| 03057 | Urban | Q1 |
| 03060 | Urban | Q4 |
| 03061 | Urban | Q4 |
| 03062 | Urban | Q1 |
| 03063 | Urban | Q2 |
| 03064 | Urban | Q3 |
| 03070 | Urban | Q1 |
| 03071 | Isolated | Q1 |
| 03073 | Urban | Q1 |
| 03076 | Urban | Q1 |
| 03077 | Urban | Q2 |
| 03079 | Urban | Q1 |
| 03082 | Urban | Q1 |
| 03084 | Isolated | Q1 |
| 03086 | Urban | Q1 |
| 03087 | Urban | Q1 |
| 03101 | Urban | Q4 |
| 03102 | Urban | Q3 |
| 03103 | Urban | Q4 |
| 03104 | Urban | Q3 |
| 03105 | Urban | Q4 |
| 03106 | Urban | Q1 |
| 03108 | Urban | Q4 |
| 03109 | Urban | Q1 |
| 03110 | Urban | Q1 |
| 03111 | Urban | Q4 |
| 03215 | Isolated | Q1 |
| 03216 | Isolated | Q1 |
| 03217 | Large Rural | Q2 |
| 03218 | Large Rural | Q1 |
| 03220 | Large Rural | Q1 |
| 03221 | Isolated | Q1 |
| 03222 | Isolated | Q1 |
| 03223 | Isolated | Q1 |
| 03224 | Large Rural | Q1 |
| 03225 | Large Rural | Q1 |
| 03226 | Large Rural | Q1 |
| 03227 | Isolated | Q2 |
| 03229 | Large Rural | Q1 |
| 03230 | Isolated | Q1 |
| 03231 | Isolated | Q1 |

Appendix D. List of 5-Digit Zip Codes and Mapping to Urban and Socioeconomic Status Categories

| 5-Digit Zip Code | Rural/Urban Categorization | SES Quartile |
|------------------|----------------------------|--------------|
| 03233 | Isolated | Q1 |
| 03234 | Large Rural | Q1 |
| 03235 | Small Rural | Q3 |
| 03237 | Large Rural | Q1 |
| 03238 | Isolated | Q2 |
| 03240 | Isolated | Q1 |
| 03241 | Isolated | Q2 |
| 03242 | Isolated | Q2 |
| 03243 | Isolated | Q1 |
| 03244 | Small Rural | Q2 |
| 03245 | Large Rural | Q1 |
| 03246 | Large Rural | Q3 |
| 03247 | Large Rural | Q3 |
| 03249 | Large Rural | Q1 |
| 03251 | Isolated | Q4 |
| 03252 | Small Rural | Q2 |
| 03253 | Large Rural | Q2 |
| 03254 | Isolated | Q1 |
| 03255 | Isolated | Q1 |
| 03256 | Large Rural | Q1 |
| 03257 | Isolated | Q1 |
| 03258 | Large Rural | Q1 |
| 03259 | Isolated | Q1 |
| 03260 | Isolated | Q1 |
| 03261 | Large Rural | Q1 |
| 03262 | Isolated | Q1 |
| 03263 | Large Rural | Q3 |
| 03264 | Small Rural | Q3 |
| 03266 | Isolated | Q2 |
| 03268 | Isolated | Q1 |
| 03269 | Large Rural | Q1 |
| 03272 | Isolated | Q1 |
| 03273 | Isolated | Q1 |
| 03275 | Urban | Q2 |
| 03276 | Small Rural | Q2 |
| 03278 | Large Rural | Q1 |
| 03279 | Isolated | Q2 |
| 03280 | Isolated | Q1 |
| 03281 | Urban | Q1 |
| 03282 | Large Rural | Q2 |
| 03284 | Isolated | Q1 |
| 03285 | Isolated | Q1 |
| 03287 | Isolated | Q1 |
| 03289 | Large Rural | Q1 |

Appendix D. List of 5-Digit Zip Codes and Mapping to Urban and Socioeconomic Status Categories

| 5-Digit Zip Code | Rural/Urban Categorization | SES Quartile |
|------------------|----------------------------|--------------|
| 03290 | Urban | Q1 |
| 03291 | Urban | Q1 |
| 03293 | Isolated | Q2 |
| 03298 | Large Rural | Q2 |
| 03299 | Large Rural | Q2 |
| 03301 | Large Rural | Q2 |
| 03302 | Large Rural | Q2 |
| 03303 | Large Rural | Q2 |
| 03304 | Large Rural | Q1 |
| 03305 | Large Rural | Q2 |
| 03307 | Large Rural | Q1 |
| 03431 | Large Rural | Q3 |
| 03435 | Large Rural | Q3 |
| 03440 | Isolated | Q1 |
| 03441 | Large Rural | Q2 |
| 03442 | Isolated | Q1 |
| 03443 | Large Rural | Q1 |
| 03444 | Large Rural | Q1 |
| 03445 | Large Rural | Q1 |
| 03446 | Large Rural | Q2 |
| 03447 | Large Rural | Q1 |
| 03448 | Large Rural | Q2 |
| 03449 | Small Rural | Q1 |
| 03450 | Large Rural | Q1 |
| 03451 | Small Rural | Q2 |
| 03452 | Small Rural | Q2 |
| 03455 | Large Rural | Q2 |
| 03456 | Large Rural | Q1 |
| 03457 | Large Rural | Q1 |
| 03458 | Small Rural | Q1 |
| 03461 | Isolated | Q1 |
| 03462 | Large Rural | Q1 |
| 03464 | Large Rural | Q1 |
| 03465 | Large Rural | Q2 |
| 03466 | Large Rural | Q1 |
| 03467 | Large Rural | Q1 |
| 03468 | Small Rural | Q1 |
| 03469 | Large Rural | Q2 |
| 03470 | Large Rural | Q3 |
| 03561 | Small Rural | Q3 |
| 03570 | Large Rural | Q4 |
| 03574 | Isolated | Q3 |
| 03575 | Large Rural | Q1 |
| 03576 | Isolated | Q3 |

Appendix D. List of 5-Digit Zip Codes and Mapping to Urban and Socioeconomic Status Categories

| 5-Digit Zip Code | Rural/Urban Categorization | SES Quartile |
|------------------|----------------------------|--------------|
| 03579 | Large Rural | Q2 |
| 03580 | Isolated | Q1 |
| 03581 | Large Rural | Q1 |
| 03582 | Isolated | Q2 |
| 03583 | Large Rural | Q1 |
| 03584 | Isolated | Q2 |
| 03585 | Isolated | Q2 |
| 03586 | Isolated | Q1 |
| 03588 | Large Rural | Q1 |
| 03589 | Large Rural | Q1 |
| 03590 | Isolated | Q3 |
| 03592 | Isolated | Q2 |
| 03593 | Large Rural | Q1 |
| 03595 | Large Rural | Q1 |
| 03597 | Isolated | Q2 |
| 03598 | Small Rural | Q2 |
| 03601 | Small Rural | Q2 |
| 03602 | Large Rural | Q2 |
| 03603 | Small Rural | Q2 |
| 03604 | Small Rural | Q2 |
| 03605 | Isolated | Q1 |
| 03607 | Small Rural | Q1 |
| 03608 | Small Rural | Q1 |
| 03609 | Small Rural | Q2 |
| 03740 | Isolated | Q2 |
| 03741 | Large Rural | Q2 |
| 03743 | Small Rural | Q3 |
| 03745 | Isolated | Q1 |
| 03746 | Isolated | Q1 |
| 03748 | Large Rural | Q1 |
| 03749 | Large Rural | Q1 |
| 03750 | Large Rural | Q1 |
| 03751 | Isolated | Q1 |
| 03752 | Isolated | Q2 |
| 03753 | Isolated | Q1 |
| 03754 | Small Rural | Q4 |
| 03755 | Large Rural | Q2 |
| 03756 | Large Rural | Q2 |
| 03765 | Isolated | Q1 |
| 03766 | Large Rural | Q2 |
| 03768 | Isolated | Q1 |
| 03769 | Isolated | Q1 |
| 03770 | Isolated | Q1 |
| 03771 | Isolated | Q1 |

Appendix D. List of 5-Digit Zip Codes and Mapping to Urban and Socioeconomic Status Categories

| 5-Digit Zip Code | Rural/Urban Categorization | SES Quartile |
|------------------|----------------------------|--------------|
| 03773 | Small Rural | Q2 |
| 03774 | Isolated | Q1 |
| 03777 | Large Rural | Q1 |
| 03779 | Large Rural | Q1 |
| 03780 | Isolated | Q1 |
| 03781 | Isolated | Q1 |
| 03782 | Isolated | Q1 |
| 03784 | Large Rural | Q3 |
| 03785 | Isolated | Q3 |
| 03801 | Urban | Q1 |
| 03802 | Urban | Q1 |
| 03803 | Urban | Q1 |
| 03804 | Urban | Q1 |
| 03809 | Large Rural | Q1 |
| 03810 | Large Rural | Q1 |
| 03811 | Urban | Q1 |
| 03812 | Isolated | Q2 |
| 03813 | Small Rural | Q1 |
| 03814 | Isolated | Q3 |
| 03815 | Urban | Q1 |
| 03816 | Isolated | Q1 |
| 03817 | Isolated | Q3 |
| 03818 | Small Rural | Q2 |
| 03819 | Urban | Q1 |
| 03820 | Urban | Q2 |
| 03821 | Urban | Q2 |
| 03822 | Urban | Q2 |
| 03823 | Urban | Q1 |
| 03824 | Urban | Q2 |
| 03825 | Urban | Q1 |
| 03826 | Urban | Q1 |
| 03827 | Urban | Q1 |
| 03830 | Urban | Q1 |
| 03832 | Isolated | Q1 |
| 03833 | Urban | Q1 |
| 03835 | Urban | Q3 |
| 03836 | Isolated | Q1 |
| 03837 | Large Rural | Q1 |
| 03838 | Isolated | Q1 |
| 03839 | Urban | Q3 |
| 03840 | Urban | Q1 |
| 03841 | Urban | Q1 |
| 03842 | Urban | Q1 |
| 03843 | Urban | Q1 |

Appendix D. List of 5-Digit Zip Codes and Mapping to Urban and Socioeconomic Status Categories

| 5-Digit Zip Code | Rural/Urban Categorization | SES Quartile |
|------------------|----------------------------|--------------|
| 03844 | Urban | Q1 |
| 03845 | Isolated | Q1 |
| 03846 | Isolated | Q1 |
| 03847 | Small Rural | Q1 |
| 03848 | Urban | Q1 |
| 03849 | Isolated | Q1 |
| 03850 | Isolated | Q1 |
| 03851 | Urban | Q2 |
| 03852 | Urban | Q1 |
| 03853 | Isolated | Q1 |
| 03854 | Urban | Q1 |
| 03855 | Urban | Q1 |
| 03856 | Urban | Q1 |
| 03857 | Urban | Q2 |
| 03858 | Urban | Q1 |
| 03859 | Urban | Q1 |
| 03860 | Small Rural | Q2 |
| 03861 | Urban | Q1 |
| 03862 | Urban | Q1 |
| 03864 | Isolated | Q1 |
| 03865 | Urban | Q1 |
| 03866 | Urban | Q3 |
| 03867 | Urban | Q3 |
| 03868 | Urban | Q2 |
| 03869 | Urban | Q1 |
| 03870 | Urban | Q1 |
| 03871 | Urban | Q1 |
| 03872 | Urban | Q1 |
| 03873 | Urban | Q1 |
| 03874 | Urban | Q2 |
| 03875 | Isolated | Q1 |
| 03878 | Urban | Q3 |
| 03882 | Isolated | Q2 |
| 03883 | Isolated | Q1 |
| 03884 | Urban | Q1 |
| 03885 | Urban | Q1 |
| 03886 | Isolated | Q1 |
| 03887 | Urban | Q2 |
| 03890 | Isolated | Q1 |
| 03894 | Isolated | Q1 |
| 03896 | Isolated | Q1 |
| 03897 | Isolated | Q1 |
| 03901 | Urban | Q1 |
| 03902 | Urban | Q1 |

Appendix D. List of 5-Digit Zip Codes and Mapping to Urban and Socioeconomic Status Categories

| 5-Digit Zip Code | Rural/Urban Categorization | SES Quartile |
|------------------|----------------------------|--------------|
| 03903 | Urban | Q1 |
| 03904 | Urban | Q1 |
| 03905 | Urban | Q1 |
| 03906 | Urban | Q1 |
| 03907 | Isolated | Q1 |
| 03908 | Urban | Q1 |
| 03909 | Urban | Q1 |
| 03910 | Urban | Q1 |
| 03911 | Urban | Q3 |
| 04001 | Large Rural | Q1 |
| 04002 | Urban | Q1 |
| 04003 | Large Rural | Q1 |
| 04004 | Urban | Q1 |
| 04005 | Urban | Q3 |
| 04006 | Urban | Q2 |
| 04007 | Urban | Q3 |
| 04008 | Large Rural | Q1 |
| 04009 | Isolated | Q3 |
| 04010 | Urban | Q1 |
| 04011 | Large Rural | Q2 |
| 04013 | Urban | Q1 |
| 04014 | Urban | Q1 |
| 04015 | Urban | Q2 |
| 04016 | Isolated | Q1 |
| 04017 | Urban | Q1 |
| 04019 | Urban | Missing |
| 04020 | Isolated | Q3 |
| 04021 | Urban | Q1 |
| 04022 | Urban | Q1 |
| 04024 | Urban | Q1 |
| 04027 | Urban | Q2 |
| 04028 | Isolated | Q3 |
| 04029 | Urban | Q1 |
| 04030 | Urban | Q1 |
| 04032 | Urban | Q1 |
| 04033 | Urban | Q1 |
| 04034 | Urban | Q1 |
| 04037 | Isolated | Q1 |
| 04038 | Urban | Q1 |
| 04039 | Urban | Q2 |
| 04040 | Isolated | Q2 |
| 04041 | Urban | Q2 |
| 04042 | Urban | Q1 |
| 04043 | Urban | Q1 |

Appendix D. List of 5-Digit Zip Codes and Mapping to Urban and Socioeconomic Status Categories

| 5-Digit Zip Code | Rural/Urban Categorization | SES Quartile |
|------------------|----------------------------|--------------|
| 04046 | Urban | Q1 |
| 04047 | Isolated | Q3 |
| 04048 | Urban | Q2 |
| 04049 | Urban | Q2 |
| 04050 | Urban | Q1 |
| 04051 | Isolated | Q1 |
| 04054 | Isolated | Q1 |
| 04055 | Urban | Q1 |
| 04056 | Large Rural | Q3 |
| 04057 | Isolated | Q1 |
| 04061 | Urban | Q2 |
| 04062 | Urban | Q1 |
| 04063 | Urban | Q2 |
| 04064 | Urban | Q2 |
| 04066 | Large Rural | Q1 |
| 04068 | Urban | Q2 |
| 04069 | Urban | Q1 |
| 04070 | Urban | Q1 |
| 04071 | Urban | Q1 |
| 04072 | Urban | Q2 |
| 04073 | Large Rural | Q3 |
| 04074 | Urban | Q1 |
| 04076 | Large Rural | Q1 |
| 04077 | Urban | Q2 |
| 04078 | Urban | Q1 |
| 04079 | Large Rural | Q1 |
| 04082 | Urban | Q1 |
| 04083 | Large Rural | Q3 |
| 04084 | Urban | Q1 |
| 04085 | Urban | Q1 |
| 04086 | Large Rural | Q1 |
| 04087 | Urban | Q1 |
| 04088 | Isolated | Q2 |
| 04090 | Isolated | Q1 |
| 04091 | Urban | Q1 |
| 04092 | Urban | Q3 |
| 04093 | Urban | Q1 |
| 04094 | Urban | Q1 |
| 04095 | Large Rural | Q1 |
| 04096 | Urban | Q1 |
| 04097 | Urban | Q1 |
| 04098 | Urban | Q3 |
| 04101 | Urban | Q4 |
| 04102 | Urban | Q3 |

Appendix D. List of 5-Digit Zip Codes and Mapping to Urban and Socioeconomic Status Categories

| 5-Digit Zip Code | Rural/Urban Categorization | SES Quartile |
|------------------|----------------------------|--------------|
| 04103 | Urban | Q2 |
| 04104 | Urban | Q4 |
| 04105 | Urban | Q1 |
| 04106 | Urban | Q2 |
| 04107 | Urban | Q1 |
| 04108 | Urban | Q1 |
| 04109 | Urban | Q1 |
| 04110 | Urban | Q1 |
| 04112 | Urban | Q4 |
| 04116 | Urban | Q2 |
| 04122 | Urban | Q3 |
| 04123 | Urban | Q3 |
| 04124 | Urban | Q3 |
| 04210 | Urban | Q3 |
| 04211 | Urban | Q3 |
| 04212 | Urban | Q3 |
| 04216 | Isolated | Q1 |
| 04217 | Isolated | Q1 |
| 04219 | Isolated | Q1 |
| 04220 | Urban | Q2 |
| 04221 | Isolated | Q2 |
| 04222 | Urban | Q1 |
| 04223 | Urban | Q3 |
| 04224 | Isolated | Q3 |
| 04225 | Isolated | Q2 |
| 04226 | Isolated | Q1 |
| 04227 | Isolated | Q1 |
| 04228 | Small Rural | Q3 |
| 04230 | Urban | Q1 |
| 04231 | Isolated | Q1 |
| 04234 | Isolated | Q2 |
| 04236 | Urban | Q2 |
| 04237 | Isolated | Q1 |
| 04238 | Urban | Q2 |
| 04239 | Isolated | Q1 |
| 04240 | Urban | Q4 |
| 04241 | Urban | Q4 |
| 04243 | Urban | Q4 |
| 04250 | Urban | Q2 |
| 04252 | Urban | Q2 |
| 04253 | Urban | Q2 |
| 04254 | Small Rural | Q3 |
| 04255 | Isolated | Q1 |
| 04256 | Urban | Q3 |

Appendix D. List of 5-Digit Zip Codes and Mapping to Urban and Socioeconomic Status Categories

| 5-Digit Zip Code | Rural/Urban Categorization | SES Quartile |
|------------------|----------------------------|--------------|
| 04257 | Small Rural | Q3 |
| 04258 | Urban | Q1 |
| 04259 | Urban | Q1 |
| 04260 | Urban | Q1 |
| 04261 | Isolated | Q1 |
| 04262 | Isolated | Q1 |
| 04263 | Urban | Q1 |
| 04265 | Urban | Q2 |
| 04266 | Urban | Q1 |
| 04267 | Isolated | Q3 |
| 04268 | Small Rural | Q3 |
| 04270 | Urban | Q2 |
| 04271 | Small Rural | Missing |
| 04274 | Urban | Q1 |
| 04275 | Small Rural | Q1 |
| 04276 | Small Rural | Q3 |
| 04280 | Urban | Q2 |
| 04281 | Small Rural | Q4 |
| 04282 | Urban | Q1 |
| 04284 | Large Rural | Q1 |
| 04285 | Isolated | Q1 |
| 04286 | Isolated | Q1 |
| 04287 | Large Rural | Q1 |
| 04288 | Urban | Q1 |
| 04289 | Small Rural | Q2 |
| 04290 | Urban | Q1 |
| 04291 | Urban | Q1 |
| 04292 | Urban | Q2 |
| 04294 | Isolated | Q2 |
| 04330 | Large Rural | Q3 |
| 04332 | Large Rural | Q3 |
| 04333 | Large Rural | Q3 |
| 04336 | Large Rural | Q3 |
| 04338 | Large Rural | Q3 |
| 04341 | Large Rural | Q1 |
| 04342 | Large Rural | Q1 |
| 04343 | Large Rural | Q1 |
| 04344 | Large Rural | Q3 |
| 04345 | Large Rural | Q2 |
| 04346 | Large Rural | Q2 |
| 04347 | Large Rural | Q2 |
| 04348 | Large Rural | Q1 |
| 04349 | Large Rural | Q1 |
| 04350 | Urban | Q1 |

Appendix D. List of 5-Digit Zip Codes and Mapping to Urban and Socioeconomic Status Categories

| 5-Digit Zip Code | Rural/Urban Categorization | SES Quartile |
|------------------|----------------------------|--------------|
| 04351 | Large Rural | Q1 |
| 04352 | Large Rural | Q2 |
| 04353 | Large Rural | Q2 |
| 04354 | Large Rural | Q1 |
| 04355 | Large Rural | Q1 |
| 04357 | Large Rural | Q2 |
| 04358 | Large Rural | Q2 |
| 04359 | Large Rural | Q2 |
| 04360 | Large Rural | Q1 |
| 04363 | Large Rural | Q2 |
| 04364 | Large Rural | Q1 |
| 04401 | Urban | Q3 |
| 04402 | Urban | Q3 |
| 04406 | Isolated | Q2 |
| 04408 | Urban | Q1 |
| 04410 | Urban | Q2 |
| 04411 | Urban | Q1 |
| 04412 | Urban | Q2 |
| 04413 | Isolated | Q3 |
| 04414 | Urban | Q2 |
| 04415 | Urban | Q2 |
| 04416 | Urban | Q2 |
| 04417 | Isolated | Q2 |
| 04418 | Urban | Q3 |
| 04419 | Urban | Q1 |
| 04420 | Isolated | Q2 |
| 04421 | Isolated | Q2 |
| 04422 | Urban | Q2 |
| 04424 | Isolated | Q3 |
| 04426 | Isolated | Q2 |
| 04427 | Urban | Q2 |
| 04428 | Urban | Q1 |
| 04429 | Urban | Q1 |
| 04430 | Isolated | Q3 |
| 04431 | Urban | Q1 |
| 04434 | Urban | Q2 |
| 04435 | Urban | Q1 |
| 04438 | Urban | Q2 |
| 04441 | Isolated | Q3 |
| 04442 | Isolated | Q1 |
| 04443 | Isolated | Q3 |
| 04444 | Urban | Q1 |
| 04448 | Urban | Q3 |
| 04449 | Urban | Q2 |

Appendix D. List of 5-Digit Zip Codes and Mapping to Urban and Socioeconomic Status Categories

| 5-Digit Zip Code | Rural/Urban Categorization | SES Quartile |
|------------------|----------------------------|--------------|
| 04450 | Urban | Q1 |
| 04451 | Isolated | Q2 |
| 04453 | Urban | Q2 |
| 04454 | Isolated | Q2 |
| 04455 | Isolated | Q2 |
| 04456 | Urban | Q1 |
| 04457 | Isolated | Q4 |
| 04459 | Isolated | Q3 |
| 04460 | Isolated | Q2 |
| 04461 | Urban | Q2 |
| 04462 | Small Rural | Q2 |
| 04463 | Isolated | Q4 |
| 04464 | Isolated | Q1 |
| 04468 | Urban | Q3 |
| 04469 | Urban | Q1 |
| 04471 | Small Rural | Q2 |
| 04472 | Urban | Q1 |
| 04473 | Urban | Q3 |
| 04474 | Urban | Q1 |
| 04475 | Urban | Q2 |
| 04476 | Isolated | Q2 |
| 04478 | Isolated | Q1 |
| 04479 | Isolated | Q3 |
| 04481 | Isolated | Q3 |
| 04485 | Isolated | Q2 |
| 04487 | Isolated | Q2 |
| 04488 | Urban | Q1 |
| 04489 | Urban | Q1 |
| 04490 | Isolated | Q3 |
| 04491 | Isolated | Q2 |
| 04492 | Isolated | Q3 |
| 04493 | Urban | Q2 |
| 04495 | Isolated | Q3 |
| 04496 | Urban | Q1 |
| 04497 | Small Rural | Q3 |
| 04530 | Large Rural | Q3 |
| 04535 | Isolated | Q1 |
| 04537 | Isolated | Q1 |
| 04538 | Isolated | Q2 |
| 04539 | Isolated | Q1 |
| 04541 | Isolated | Q1 |
| 04543 | Isolated | Q2 |
| 04544 | Isolated | Q1 |
| 04547 | Isolated | Q1 |

Appendix D. List of 5-Digit Zip Codes and Mapping to Urban and Socioeconomic Status Categories

| 5-Digit Zip Code | Rural/Urban Categorization | SES Quartile |
|------------------|----------------------------|--------------|
| 04548 | Large Rural | Q2 |
| 04549 | Isolated | Q1 |
| 04551 | Isolated | Q1 |
| 04553 | Isolated | Q1 |
| 04554 | Isolated | Q2 |
| 04555 | Isolated | Q2 |
| 04556 | Isolated | Q1 |
| 04558 | Isolated | Q1 |
| 04562 | Large Rural | Q1 |
| 04563 | Isolated | Q2 |
| 04564 | Isolated | Q1 |
| 04565 | Large Rural | Q1 |
| 04568 | Isolated | Q2 |
| 04570 | Isolated | Missing |
| 04571 | Isolated | Q1 |
| 04572 | Isolated | Q2 |
| 04573 | Isolated | Q1 |
| 04574 | Isolated | Q2 |
| 04575 | Isolated | Q1 |
| 04576 | Isolated | Q1 |
| 04578 | Large Rural | Q2 |
| 04579 | Large Rural | Q1 |
| 04605 | Small Rural | Q2 |
| 04606 | Isolated | Q2 |
| 04607 | Isolated | Q3 |
| 04609 | Small Rural | Q2 |
| 04611 | Isolated | Q1 |
| 04612 | Isolated | Q2 |
| 04613 | Isolated | Q1 |
| 04614 | Small Rural | Q2 |
| 04616 | Isolated | Q1 |
| 04617 | Isolated | Q1 |
| 04619 | Small Rural | Q4 |
| 04622 | Isolated | Q2 |
| 04623 | Isolated | Q2 |
| 04624 | Isolated | Q1 |
| 04625 | Isolated | Q2 |
| 04626 | Isolated | Q1 |
| 04627 | Isolated | Q2 |
| 04628 | Isolated | Q2 |
| 04629 | Small Rural | Q2 |
| 04630 | Isolated | Q2 |
| 04631 | Isolated | Q2 |
| 04634 | Small Rural | Q3 |

Appendix D. List of 5-Digit Zip Codes and Mapping to Urban and Socioeconomic Status Categories

| 5-Digit Zip Code | Rural/Urban Categorization | SES Quartile |
|------------------|----------------------------|--------------|
| 04635 | Isolated | Q1 |
| 04637 | Isolated | Q1 |
| 04640 | Small Rural | Q2 |
| 04642 | Isolated | Q1 |
| 04643 | Isolated | Q2 |
| 04644 | Small Rural | Missing |
| 04645 | Isolated | Q2 |
| 04646 | Isolated | Q2 |
| 04648 | Isolated | Q2 |
| 04649 | Isolated | Q2 |
| 04650 | Isolated | Q1 |
| 04652 | Isolated | Q3 |
| 04653 | Isolated | Q2 |
| 04654 | Isolated | Q3 |
| 04655 | Isolated | Q1 |
| 04657 | Isolated | Q1 |
| 04658 | Isolated | Q2 |
| 04660 | Isolated | Q1 |
| 04662 | Isolated | Q1 |
| 04664 | Small Rural | Q3 |
| 04666 | Isolated | Q2 |
| 04667 | Small Rural | Q3 |
| 04668 | Isolated | Q4 |
| 04669 | Isolated | Q1 |
| 04671 | Small Rural | Q1 |
| 04672 | Small Rural | Q2 |
| 04673 | Isolated | Q1 |
| 04674 | Isolated | Q1 |
| 04675 | Isolated | Q1 |
| 04676 | Isolated | Q2 |
| 04677 | Small Rural | Q1 |
| 04679 | Isolated | Q2 |
| 04680 | Isolated | Q3 |
| 04681 | Isolated | Q2 |
| 04683 | Isolated | Q2 |
| 04684 | Small Rural | Q1 |
| 04685 | Isolated | Q1 |
| 04686 | Isolated | Q2 |
| 04691 | Isolated | Q1 |
| 04693 | Isolated | Q2 |
| 04694 | Isolated | Q1 |
| 04730 | Small Rural | Q3 |
| 04732 | Small Rural | Q2 |
| 04733 | Small Rural | Q1 |

Appendix D. List of 5-Digit Zip Codes and Mapping to Urban and Socioeconomic Status Categories

| 5-Digit Zip Code | Rural/Urban Categorization | SES Quartile |
|------------------|----------------------------|--------------|
| 04734 | Small Rural | Q2 |
| 04735 | Small Rural | Q2 |
| 04736 | Small Rural | Q3 |
| 04737 | Isolated | Q3 |
| 04738 | Small Rural | Q2 |
| 04739 | Isolated | Q2 |
| 04740 | Isolated | Q3 |
| 04741 | Isolated | Missing |
| 04742 | Isolated | Q3 |
| 04743 | Isolated | Q2 |
| 04744 | Isolated | Q2 |
| 04745 | Isolated | Q1 |
| 04746 | Isolated | Q2 |
| 04747 | Isolated | Q2 |
| 04750 | Small Rural | Q4 |
| 04751 | Small Rural | Q4 |
| 04756 | Isolated | Q2 |
| 04757 | Small Rural | Q2 |
| 04758 | Small Rural | Q3 |
| 04760 | Small Rural | Q3 |
| 04761 | Small Rural | Q2 |
| 04762 | Small Rural | Q2 |
| 04763 | Small Rural | Q3 |
| 04764 | Small Rural | Q1 |
| 04765 | Isolated | Q2 |
| 04766 | Small Rural | Q1 |
| 04768 | Small Rural | Q2 |
| 04769 | Small Rural | Q3 |
| 04772 | Isolated | Q2 |
| 04773 | Isolated | Q2 |
| 04774 | Isolated | Q3 |
| 04775 | Small Rural | Q2 |
| 04776 | Isolated | Q2 |
| 04777 | Isolated | Q3 |
| 04779 | Small Rural | Q2 |
| 04780 | Small Rural | Q3 |
| 04781 | Isolated | Q2 |
| 04783 | Small Rural | Q1 |
| 04785 | Isolated | Q3 |
| 04786 | Small Rural | Q2 |
| 04787 | Small Rural | Q2 |
| 04841 | Small Rural | Q3 |
| 04843 | Small Rural | Q1 |
| 04847 | Isolated | Q1 |

Appendix D. List of 5-Digit Zip Codes and Mapping to Urban and Socioeconomic Status Categories

| 5-Digit Zip Code | Rural/Urban Categorization | SES Quartile |
|------------------|----------------------------|--------------|
| 04848 | Isolated | Q1 |
| 04849 | Isolated | Q1 |
| 04850 | Isolated | Q1 |
| 04851 | Isolated | Q3 |
| 04852 | Isolated | Q2 |
| 04853 | Isolated | Q1 |
| 04854 | Isolated | Q1 |
| 04855 | Isolated | Q1 |
| 04856 | Isolated | Q1 |
| 04858 | Isolated | Q1 |
| 04859 | Isolated | Q1 |
| 04860 | Isolated | Q1 |
| 04861 | Isolated | Q3 |
| 04862 | Isolated | Q1 |
| 04863 | Isolated | Q2 |
| 04864 | Isolated | Q2 |
| 04865 | Isolated | Q1 |
| 04901 | Large Rural | Q3 |
| 04903 | Large Rural | Q3 |
| 04910 | Large Rural | Q2 |
| 04911 | Isolated | Q3 |
| 04912 | Isolated | Q3 |
| 04915 | Small Rural | Q3 |
| 04917 | Large Rural | Q2 |
| 04918 | Large Rural | Q1 |
| 04920 | Isolated | Q2 |
| 04921 | Urban | Q3 |
| 04922 | Large Rural | Q3 |
| 04923 | Isolated | Q2 |
| 04924 | Large Rural | Q2 |
| 04925 | Isolated | Q1 |
| 04926 | Large Rural | Q1 |
| 04927 | Large Rural | Q2 |
| 04928 | Urban | Q2 |
| 04929 | Urban | Q2 |
| 04930 | Urban | Q3 |
| 04932 | Urban | Q1 |
| 04933 | Urban | Q2 |
| 04935 | Large Rural | Q2 |
| 04936 | Isolated | Q1 |
| 04937 | Large Rural | Q3 |
| 04938 | Small Rural | Q2 |
| 04939 | Urban | Q3 |
| 04940 | Small Rural | Missing |

Appendix D. List of 5-Digit Zip Codes and Mapping to Urban and Socioeconomic Status Categories

| 5-Digit Zip Code | Rural/Urban Categorization | SES Quartile |
|------------------|----------------------------|--------------|
| 04941 | Isolated | Q1 |
| 04942 | Isolated | Q3 |
| 04943 | Large Rural | Q3 |
| 04944 | Large Rural | Q1 |
| 04945 | Isolated | Q2 |
| 04947 | Isolated | Q1 |
| 04949 | Isolated | Q2 |
| 04950 | Isolated | Q3 |
| 04951 | Urban | Q1 |
| 04952 | Isolated | Q2 |
| 04953 | Urban | Q3 |
| 04954 | Large Rural | Q2 |
| 04955 | Isolated | Q1 |
| 04956 | Isolated | Q2 |
| 04957 | Large Rural | Q2 |
| 04958 | Isolated | Q2 |
| 04961 | Large Rural | Q2 |
| 04962 | Large Rural | Q2 |
| 04963 | Large Rural | Q1 |
| 04964 | Isolated | Q1 |
| 04965 | Urban | Q1 |
| 04966 | Isolated | Q2 |
| 04967 | Small Rural | Q3 |
| 04969 | Urban | Q1 |
| 04970 | Isolated | Q1 |
| 04971 | Isolated | Q2 |
| 04972 | Urban | Q1 |
| 04973 | Isolated | Q2 |
| 04974 | Urban | Q3 |
| 04975 | Large Rural | Q1 |
| 04976 | Small Rural | Q4 |
| 04978 | Large Rural | Q1 |
| 04979 | Isolated | Q2 |
| 04981 | Urban | Q1 |
| 04982 | Isolated | Q3 |
| 04983 | Isolated | Q1 |
| 04984 | Isolated | Q2 |
| 04985 | Isolated | Q2 |
| 04986 | Large Rural | Q2 |
| 04987 | Large Rural | Q2 |
| 04988 | Large Rural | Q3 |
| 04989 | Large Rural | Q2 |
| 04992 | Small Rural | Q3 |
| 05001 | Large Rural | Q2 |

Appendix D. List of 5-Digit Zip Codes and Mapping to Urban and Socioeconomic Status Categories

| 5-Digit Zip Code | Rural/Urban Categorization | SES Quartile |
|------------------|----------------------------|--------------|
| 05009 | Large Rural | Q2 |
| 05030 | Small Rural | Q2 |
| 05031 | Isolated | Q2 |
| 05032 | Isolated | Q1 |
| 05033 | Isolated | Q3 |
| 05034 | Isolated | Q1 |
| 05035 | Isolated | Q1 |
| 05036 | Isolated | Q1 |
| 05037 | Isolated | Q1 |
| 05038 | Isolated | Q2 |
| 05039 | Isolated | Q1 |
| 05040 | Isolated | Q2 |
| 05041 | Isolated | Q1 |
| 05042 | Isolated | Q2 |
| 05043 | Large Rural | Q1 |
| 05045 | Isolated | Q2 |
| 05046 | Isolated | Q1 |
| 05047 | Large Rural | Q2 |
| 05048 | Large Rural | Q1 |
| 05049 | Large Rural | Q1 |
| 05050 | Small Rural | Q4 |
| 05051 | Isolated | Q1 |
| 05052 | Large Rural | Q1 |
| 05053 | Isolated | Q1 |
| 05054 | Large Rural | Q1 |
| 05055 | Isolated | Q1 |
| 05056 | Isolated | Q1 |
| 05058 | Large Rural | Q1 |
| 05059 | Large Rural | Q1 |
| 05060 | Isolated | Q2 |
| 05061 | Isolated | Q1 |
| 05062 | Isolated | Q1 |
| 05065 | Isolated | Q1 |
| 05067 | Isolated | Q1 |
| 05068 | Isolated | Q3 |
| 05069 | Isolated | Q1 |
| 05070 | Isolated | Q1 |
| 05071 | Isolated | Q1 |
| 05072 | Isolated | Q1 |
| 05073 | Large Rural | Q1 |
| 05074 | Isolated | Q2 |
| 05075 | Large Rural | Q1 |
| 05076 | Isolated | Q2 |
| 05077 | Isolated | Q1 |

Appendix D. List of 5-Digit Zip Codes and Mapping to Urban and Socioeconomic Status Categories

| 5-Digit Zip Code | Rural/Urban Categorization | SES Quartile |
|------------------|----------------------------|--------------|
| 05079 | Isolated | Q2 |
| 05081 | Isolated | Q4 |
| 05083 | Isolated | Q3 |
| 05084 | Isolated | Q1 |
| 05085 | Isolated | Q1 |
| 05086 | Isolated | Q1 |
| 05088 | Large Rural | Q2 |
| 05089 | Small Rural | Q2 |
| 05091 | Isolated | Q1 |
| 05101 | Small Rural | Q3 |
| 05141 | Isolated | Q3 |
| 05142 | Isolated | Q1 |
| 05143 | Isolated | Q2 |
| 05146 | Isolated | Q1 |
| 05148 | Isolated | Q1 |
| 05149 | Isolated | Q3 |
| 05150 | Small Rural | Q3 |
| 05151 | Small Rural | Q1 |
| 05152 | Isolated | Q1 |
| 05153 | Isolated | Q1 |
| 05154 | Isolated | Q3 |
| 05155 | Isolated | Q1 |
| 05156 | Small Rural | Q3 |
| 05158 | Isolated | Q2 |
| 05159 | Isolated | Q2 |
| 05161 | Isolated | Q1 |
| 05201 | Large Rural | Q3 |
| 05250 | Isolated | Q1 |
| 05251 | Isolated | Q1 |
| 05252 | Large Rural | Q1 |
| 05253 | Isolated | Q1 |
| 05254 | Isolated | Q1 |
| 05255 | Isolated | Q1 |
| 05257 | Large Rural | Q2 |
| 05260 | Large Rural | Q2 |
| 05261 | Large Rural | Q2 |
| 05262 | Large Rural | Q2 |
| 05301 | Small Rural | Q3 |
| 05302 | Small Rural | Q3 |
| 05303 | Small Rural | Q3 |
| 05304 | Small Rural | Q3 |
| 05340 | Isolated | Q1 |
| 05341 | Isolated | Q1 |
| 05342 | Small Rural | Q1 |

Appendix D. List of 5-Digit Zip Codes and Mapping to Urban and Socioeconomic Status Categories

| 5-Digit Zip Code | Rural/Urban Categorization | SES Quartile |
|------------------|----------------------------|--------------|
| 05343 | Isolated | Q1 |
| 05344 | Small Rural | Q3 |
| 05345 | Small Rural | Q1 |
| 05346 | Isolated | Q1 |
| 05350 | Large Rural | Q2 |
| 05351 | Small Rural | Q1 |
| 05352 | Large Rural | Q1 |
| 05353 | Isolated | Q2 |
| 05354 | Small Rural | Q2 |
| 05355 | Isolated | Q2 |
| 05356 | Isolated | Q2 |
| 05357 | Small Rural | Q3 |
| 05358 | Isolated | Q1 |
| 05359 | Isolated | Q1 |
| 05360 | Isolated | Q1 |
| 05361 | Small Rural | Q1 |
| 05362 | Small Rural | Q1 |
| 05363 | Isolated | Q1 |
| 05401 | Urban | Q4 |
| 05402 | Urban | Q4 |
| 05403 | Urban | Q1 |
| 05404 | Urban | Q4 |
| 05405 | Urban | Q1 |
| 05406 | Urban | Q4 |
| 05407 | Urban | Q1 |
| 05408 | Urban | Q2 |
| 05439 | Urban | Q3 |
| 05440 | Urban | Q2 |
| 05441 | Small Rural | Q1 |
| 05442 | Urban | Q2 |
| 05443 | Urban | Q1 |
| 05444 | Urban | Q1 |
| 05445 | Urban | Q1 |
| 05446 | Urban | Q1 |
| 05447 | Isolated | Q1 |
| 05448 | Small Rural | Q1 |
| 05449 | Urban | Q1 |
| 05450 | Isolated | Q2 |
| 05451 | Urban | Q1 |
| 05452 | Urban | Q1 |
| 05453 | Urban | Q1 |
| 05454 | Urban | Q1 |
| 05455 | Small Rural | Q1 |
| 05456 | Urban | Q2 |

Appendix D. List of 5-Digit Zip Codes and Mapping to Urban and Socioeconomic Status Categories

| 5-Digit Zip Code | Rural/Urban Categorization | SES Quartile |
|------------------|----------------------------|--------------|
| 05457 | Small Rural | Q1 |
| 05458 | Urban | Q1 |
| 05459 | Small Rural | Q1 |
| 05460 | Small Rural | Q3 |
| 05461 | Urban | Q1 |
| 05462 | Urban | Q1 |
| 05463 | Urban | Q1 |
| 05464 | Urban | Q2 |
| 05465 | Urban | Q1 |
| 05466 | Urban | Q1 |
| 05468 | Urban | Q1 |
| 05469 | Urban | Q1 |
| 05470 | Isolated | Q2 |
| 05471 | Isolated | Q2 |
| 05472 | Isolated | Q1 |
| 05473 | Urban | Q1 |
| 05474 | Urban | Q1 |
| 05476 | Isolated | Q3 |
| 05477 | Urban | Q1 |
| 05478 | Urban | Q2 |
| 05479 | Urban | Q2 |
| 05481 | Urban | Missing |
| 05482 | Urban | Q1 |
| 05483 | Small Rural | Q2 |
| 05485 | Small Rural | Q1 |
| 05486 | Urban | Q1 |
| 05487 | Urban | Q1 |
| 05488 | Small Rural | Q3 |
| 05489 | Urban | Q1 |
| 05490 | Urban | Q1 |
| 05491 | Urban | Q2 |
| 05492 | Urban | Q2 |
| 05494 | Urban | Q1 |
| 05495 | Urban | Q1 |
| 05501 | Urban | Q1 |
| 05601 | Large Rural | Q2 |
| 05602 | Large Rural | Q2 |
| 05603 | Large Rural | Q2 |
| 05604 | Large Rural | Q2 |
| 05609 | Large Rural | Q2 |
| 05620 | Large Rural | Q2 |
| 05633 | Large Rural | Q2 |
| 05640 | Large Rural | Q1 |
| 05641 | Large Rural | Q2 |

Appendix D. List of 5-Digit Zip Codes and Mapping to Urban and Socioeconomic Status Categories

| 5-Digit Zip Code | Rural/Urban Categorization | SES Quartile |
|-------------------------|-----------------------------------|---------------------|
| 05647 | Isolated | Q2 |
| 05648 | Large Rural | Q1 |
| 05649 | Large Rural | Q1 |
| 05650 | Large Rural | Q2 |
| 05651 | Large Rural | Q1 |
| 05652 | Urban | Q2 |
| 05653 | Urban | Q1 |
| 05654 | Large Rural | Q2 |
| 05655 | Isolated | Q1 |
| 05656 | Isolated | Q3 |
| 05657 | Isolated | Q1 |
| 05658 | Isolated | Q2 |
| 05660 | Urban | Q1 |
| 05661 | Isolated | Q2 |
| 05662 | Isolated | Q1 |
| 05663 | Small Rural | Q1 |
| 05664 | Small Rural | Q1 |
| 05665 | Isolated | Q1 |
| 05666 | Large Rural | Q2 |
| 05667 | Isolated | Q1 |
| 05669 | Small Rural | Q2 |
| 05670 | Large Rural | Q2 |
| 05671 | Small Rural | Q1 |
| 05672 | Isolated | Q1 |
| 05673 | Isolated | Q1 |
| 05674 | Isolated | Q1 |
| 05675 | Large Rural | Q2 |
| 05676 | Small Rural | Q1 |
| 05677 | Small Rural | Q1 |
| 05678 | Large Rural | Q1 |
| 05679 | Large Rural | Q2 |
| 05680 | Isolated | Q1 |
| 05681 | Large Rural | Q1 |
| 05682 | Large Rural | Q1 |
| 05701 | Large Rural | Q3 |
| 05702 | Large Rural | Q3 |
| 05730 | Large Rural | Q1 |
| 05731 | Small Rural | Q3 |
| 05732 | Small Rural | Q3 |
| 05733 | Isolated | Q2 |
| 05734 | Isolated | Q2 |
| 05735 | Small Rural | Q2 |
| 05736 | Large Rural | Q2 |
| 05737 | Large Rural | Q1 |

Appendix D. List of 5-Digit Zip Codes and Mapping to Urban and Socioeconomic Status Categories

| 5-Digit Zip Code | Rural/Urban Categorization | SES Quartile |
|------------------|----------------------------|--------------|
| 05738 | Large Rural | Q1 |
| 05739 | Isolated | Q2 |
| 05740 | Small Rural | Missing |
| 05741 | Isolated | Q2 |
| 05742 | Large Rural | Q1 |
| 05743 | Small Rural | Q3 |
| 05744 | Large Rural | Q1 |
| 05745 | Isolated | Q2 |
| 05746 | Isolated | Q1 |
| 05747 | Isolated | Q2 |
| 05748 | Isolated | Q2 |
| 05750 | Small Rural | Q2 |
| 05751 | Large Rural | Q1 |
| 05753 | Small Rural | Q2 |
| 05757 | Large Rural | Q1 |
| 05758 | Large Rural | Q2 |
| 05759 | Large Rural | Q1 |
| 05760 | Isolated | Q1 |
| 05761 | Isolated | Q1 |
| 05762 | Large Rural | Q1 |
| 05763 | Large Rural | Q2 |
| 05764 | Isolated | Q2 |
| 05765 | Large Rural | Q2 |
| 05766 | Isolated | Q2 |
| 05767 | Isolated | Q1 |
| 05768 | Isolated | Q1 |
| 05769 | Isolated | Q2 |
| 05770 | Isolated | Q1 |
| 05772 | Isolated | Q1 |
| 05773 | Large Rural | Q1 |
| 05774 | Isolated | Q1 |
| 05775 | Isolated | Q2 |
| 05776 | Isolated | Q1 |
| 05777 | Large Rural | Q2 |
| 05778 | Isolated | Q2 |
| 05819 | Small Rural | Q2 |
| 05820 | Isolated | Q1 |
| 05821 | Small Rural | Q1 |
| 05822 | Isolated | Q2 |
| 05823 | Small Rural | Q3 |
| 05824 | Isolated | Q2 |
| 05825 | Isolated | Q1 |
| 05826 | Isolated | Q1 |
| 05827 | Isolated | Q2 |

Appendix D. List of 5-Digit Zip Codes and Mapping to Urban and Socioeconomic Status Categories

| 5-Digit Zip Code | Rural/Urban Categorization | SES Quartile |
|------------------|----------------------------|--------------|
| 05828 | Small Rural | Q1 |
| 05829 | Isolated | Q2 |
| 05830 | Isolated | Q2 |
| 05832 | Small Rural | Q1 |
| 05833 | Isolated | Q2 |
| 05836 | Isolated | Q3 |
| 05837 | Isolated | Q2 |
| 05838 | Small Rural | Q2 |
| 05839 | Isolated | Q2 |
| 05840 | Isolated | Q1 |
| 05841 | Isolated | Q1 |
| 05842 | Isolated | Q2 |
| 05843 | Isolated | Q3 |
| 05845 | Isolated | Q3 |
| 05846 | Isolated | Q3 |
| 05847 | Isolated | Q3 |
| 05848 | Small Rural | Q2 |
| 05849 | Small Rural | Q3 |
| 05850 | Small Rural | Q3 |
| 05851 | Small Rural | Q3 |
| 05853 | Isolated | Q2 |
| 05855 | Small Rural | Q3 |
| 05857 | Isolated | Q2 |
| 05858 | Isolated | Q1 |
| 05859 | Isolated | Q2 |
| 05860 | Isolated | Q2 |
| 05861 | Small Rural | Q2 |
| 05862 | Isolated | Q1 |
| 05863 | Small Rural | Q2 |
| 05866 | Isolated | Q2 |
| 05867 | Isolated | Q2 |
| 05868 | Isolated | Q1 |
| 05871 | Small Rural | Q2 |
| 05872 | Isolated | Q2 |
| 05873 | Isolated | Q1 |
| 05874 | Isolated | Q1 |
| 05875 | Isolated | Q1 |
| 05901 | Isolated | Q1 |
| 05902 | Isolated | Q2 |
| 05903 | Isolated | Q2 |
| 05904 | Isolated | Q4 |
| 05905 | Isolated | Q2 |
| 05906 | Isolated | Q2 |
| 05907 | Isolated | Q1 |

Appendix D. List of 5-Digit Zip Codes and Mapping to Urban and Socioeconomic Status Categories

| 5-Digit Zip Code | Rural/Urban Categorization | SES Quartile |
|------------------|----------------------------|--------------|
| 06001 | Urban | Q1 |
| 06002 | Urban | Q2 |
| 06006 | Urban | Q1 |
| 06010 | Urban | Q2 |
| 06011 | Urban | Q2 |
| 06013 | Urban | Q1 |
| 06016 | Urban | Q1 |
| 06018 | Isolated | Q2 |
| 06019 | Urban | Q1 |
| 06020 | Urban | Missing |
| 06021 | Large Rural | Q1 |
| 06022 | Urban | Q1 |
| 06023 | Urban | Q1 |
| 06024 | Isolated | Q1 |
| 06025 | Urban | Q1 |
| 06026 | Urban | Q1 |
| 06027 | Urban | Q1 |
| 06028 | Urban | Q1 |
| 06029 | Urban | Q1 |
| 06030 | Urban | Q1 |
| 06031 | Isolated | Q1 |
| 06032 | Urban | Q1 |
| 06033 | Urban | Q1 |
| 06034 | Urban | Q1 |
| 06035 | Urban | Q1 |
| 06037 | Urban | Q1 |
| 06039 | Isolated | Q1 |
| 06040 | Urban | Q3 |
| 06041 | Urban | Q2 |
| 06042 | Urban | Q2 |
| 06043 | Urban | Q1 |
| 06045 | Urban | Q2 |
| 06050 | Urban | Q4 |
| 06051 | Urban | Q4 |
| 06052 | Urban | Q2 |
| 06053 | Urban | Q4 |
| 06057 | Urban | Q1 |
| 06058 | Isolated | Q1 |
| 06059 | Urban | Missing |
| 06060 | Urban | Q1 |
| 06061 | Urban | Q1 |
| 06062 | Urban | Q2 |
| 06063 | Urban | Q1 |
| 06064 | Urban | Q1 |

Appendix D. List of 5-Digit Zip Codes and Mapping to Urban and Socioeconomic Status Categories

| 5-Digit Zip Code | Rural/Urban Categorization | SES Quartile |
|------------------|----------------------------|--------------|
| 06065 | Urban | Q1 |
| 06066 | Urban | Q2 |
| 06067 | Urban | Q2 |
| 06068 | Isolated | Q1 |
| 06069 | Isolated | Q1 |
| 06070 | Urban | Q1 |
| 06071 | Urban | Q1 |
| 06072 | Urban | Q1 |
| 06073 | Urban | Q1 |
| 06074 | Urban | Q1 |
| 06075 | Urban | Q2 |
| 06076 | Urban | Q2 |
| 06077 | Urban | Q2 |
| 06078 | Urban | Q1 |
| 06079 | Isolated | Q1 |
| 06080 | Urban | Q1 |
| 06081 | Urban | Q2 |
| 06082 | Urban | Q2 |
| 06083 | Urban | Q2 |
| 06084 | Urban | Q1 |
| 06085 | Urban | Q1 |
| 06087 | Urban | Q1 |
| 06088 | Urban | Q1 |
| 06089 | Urban | Q1 |
| 06090 | Urban | Q1 |
| 06091 | Urban | Q2 |
| 06092 | Urban | Q1 |
| 06093 | Urban | Q1 |
| 06094 | Large Rural | Q2 |
| 06095 | Urban | Q1 |
| 06096 | Urban | Q1 |
| 06098 | Large Rural | Q2 |
| 06101 | Urban | Q4 |
| 06102 | Urban | Q4 |
| 06103 | Urban | Q2 |
| 06104 | Urban | Q4 |
| 06105 | Urban | Q4 |
| 06106 | Urban | Q4 |
| 06107 | Urban | Q1 |
| 06108 | Urban | Q4 |
| 06109 | Urban | Q1 |
| 06110 | Urban | Q3 |
| 06111 | Urban | Q1 |
| 06112 | Urban | Q4 |

Appendix D. List of 5-Digit Zip Codes and Mapping to Urban and Socioeconomic Status Categories

| 5-Digit Zip Code | Rural/Urban Categorization | SES Quartile |
|------------------|----------------------------|--------------|
| 06114 | Urban | Q4 |
| 06115 | Urban | Q2 |
| 06117 | Urban | Q1 |
| 06118 | Urban | Q3 |
| 06119 | Urban | Q3 |
| 06120 | Urban | Q4 |
| 06123 | Urban | Q2 |
| 06126 | Urban | Q4 |
| 06127 | Urban | Q1 |
| 06128 | Urban | Q4 |
| 06129 | Urban | Q1 |
| 06131 | Urban | Q1 |
| 06132 | Urban | Q4 |
| 06133 | Urban | Q3 |
| 06134 | Urban | Q4 |
| 06137 | Urban | Q1 |
| 06138 | Urban | Q3 |
| 06140 | Urban | Q4 |
| 06141 | Urban | Q4 |
| 06142 | Urban | Q4 |
| 06143 | Urban | Q4 |
| 06144 | Urban | Q4 |
| 06145 | Urban | Q4 |
| 06146 | Urban | Q4 |
| 06147 | Urban | Q4 |
| 06150 | Urban | Q4 |
| 06151 | Urban | Q4 |
| 06152 | Urban | Q2 |
| 06153 | Urban | Q1 |
| 06154 | Urban | Q4 |
| 06155 | Urban | Q4 |
| 06156 | Urban | Missing |
| 06160 | Urban | Missing |
| 06161 | Urban | Q1 |
| 06167 | Urban | Q4 |
| 06176 | Urban | Q2 |
| 06180 | Urban | Q1 |
| 06183 | Urban | Q2 |
| 06199 | Urban | Q1 |
| 06226 | Urban | Q4 |
| 06230 | Urban | Q1 |
| 06231 | Urban | Q1 |
| 06232 | Urban | Q1 |
| 06233 | Urban | Q2 |

Appendix D. List of 5-Digit Zip Codes and Mapping to Urban and Socioeconomic Status Categories

| 5-Digit Zip Code | Rural/Urban Categorization | SES Quartile |
|------------------|----------------------------|--------------|
| 06234 | Urban | Q2 |
| 06235 | Urban | Q1 |
| 06237 | Urban | Q1 |
| 06238 | Urban | Q1 |
| 06239 | Urban | Q3 |
| 06241 | Urban | Q2 |
| 06242 | Urban | Q1 |
| 06243 | Urban | Missing |
| 06244 | Urban | Q1 |
| 06245 | Urban | Q2 |
| 06246 | Urban | Q2 |
| 06247 | Urban | Q1 |
| 06248 | Urban | Q1 |
| 06249 | Urban | Q1 |
| 06250 | Urban | Q1 |
| 06251 | Urban | Q2 |
| 06254 | Urban | Q1 |
| 06255 | Urban | Q2 |
| 06256 | Urban | Q2 |
| 06258 | Urban | Q1 |
| 06259 | Urban | Q1 |
| 06260 | Urban | Q3 |
| 06262 | Urban | Q2 |
| 06263 | Urban | Q3 |
| 06264 | Urban | Q1 |
| 06265 | Urban | Q2 |
| 06266 | Urban | Q1 |
| 06267 | Urban | Q1 |
| 06268 | Urban | Q2 |
| 06269 | Urban | Q1 |
| 06277 | Urban | Q1 |
| 06278 | Urban | Q1 |
| 06279 | Urban | Q2 |
| 06280 | Urban | Q1 |
| 06281 | Urban | Q1 |
| 06282 | Urban | Q2 |
| 06320 | Urban | Q4 |
| 06330 | Urban | Q2 |
| 06331 | Urban | Q1 |
| 06332 | Urban | Q1 |
| 06333 | Urban | Q1 |
| 06334 | Urban | Q1 |
| 06335 | Urban | Q1 |
| 06336 | Urban | Q1 |

Appendix D. List of 5-Digit Zip Codes and Mapping to Urban and Socioeconomic Status Categories

| 5-Digit Zip Code | Rural/Urban Categorization | SES Quartile |
|------------------|----------------------------|--------------|
| 06338 | Urban | Q1 |
| 06339 | Urban | Q1 |
| 06340 | Urban | Q2 |
| 06349 | Urban | Q2 |
| 06350 | Urban | Q2 |
| 06351 | Urban | Q2 |
| 06353 | Urban | Q1 |
| 06354 | Urban | Q3 |
| 06355 | Urban | Q1 |
| 06357 | Urban | Q1 |
| 06359 | Urban | Q1 |
| 06360 | Urban | Q4 |
| 06365 | Urban | Q1 |
| 06370 | Urban | Q1 |
| 06371 | Urban | Q1 |
| 06372 | Urban | Q1 |
| 06373 | Urban | Q4 |
| 06374 | Urban | Q1 |
| 06375 | Urban | Q1 |
| 06376 | Urban | Q1 |
| 06377 | Urban | Q1 |
| 06378 | Urban | Q1 |
| 06379 | Urban | Q2 |
| 06380 | Urban | Q4 |
| 06382 | Urban | Q2 |
| 06383 | Urban | Q2 |
| 06384 | Urban | Q1 |
| 06385 | Urban | Q1 |
| 06387 | Urban | Q3 |
| 06388 | Urban | Q1 |
| 06389 | Urban | Q1 |
| 06390 | Urban | Q1 |
| 06401 | Urban | Q4 |
| 06403 | Urban | Q1 |
| 06404 | Urban | Q1 |
| 06405 | Urban | Q2 |
| 06408 | Urban | Q1 |
| 06409 | Urban | Q2 |
| 06410 | Urban | Q1 |
| 06411 | Urban | Q1 |
| 06412 | Urban | Q1 |
| 06413 | Urban | Q1 |
| 06414 | Urban | Q1 |
| 06415 | Urban | Q1 |

Appendix D. List of 5-Digit Zip Codes and Mapping to Urban and Socioeconomic Status Categories

| 5-Digit Zip Code | Rural/Urban Categorization | SES Quartile |
|------------------|----------------------------|--------------|
| 06416 | Urban | Q1 |
| 06417 | Urban | Q1 |
| 06418 | Urban | Q3 |
| 06419 | Urban | Q1 |
| 06420 | Urban | Q1 |
| 06422 | Urban | Q1 |
| 06423 | Urban | Q1 |
| 06424 | Urban | Q1 |
| 06426 | Urban | Q1 |
| 06437 | Urban | Q1 |
| 06438 | Urban | Q1 |
| 06439 | Urban | Q1 |
| 06440 | Urban | Q1 |
| 06441 | Urban | Q1 |
| 06442 | Urban | Q1 |
| 06443 | Urban | Q1 |
| 06444 | Urban | Q1 |
| 06447 | Urban | Q1 |
| 06450 | Urban | Q3 |
| 06451 | Urban | Q3 |
| 06455 | Urban | Q1 |
| 06456 | Urban | Q1 |
| 06457 | Urban | Q3 |
| 06459 | Urban | Q3 |
| 06460 | Urban | Q1 |
| 06461 | Urban | Q1 |
| 06467 | Urban | Q1 |
| 06468 | Urban | Q1 |
| 06469 | Urban | Q1 |
| 06470 | Urban | Q1 |
| 06471 | Urban | Q1 |
| 06472 | Urban | Q1 |
| 06473 | Urban | Q1 |
| 06474 | Urban | Q1 |
| 06475 | Urban | Q1 |
| 06477 | Urban | Q1 |
| 06478 | Urban | Q1 |
| 06479 | Urban | Q1 |
| 06480 | Urban | Q1 |
| 06481 | Urban | Q1 |
| 06482 | Urban | Q1 |
| 06483 | Urban | Q1 |
| 06484 | Urban | Q1 |
| 06487 | Urban | Q1 |

Appendix D. List of 5-Digit Zip Codes and Mapping to Urban and Socioeconomic Status Categories

| 5-Digit Zip Code | Rural/Urban Categorization | SES Quartile |
|------------------|----------------------------|--------------|
| 06488 | Urban | Q1 |
| 06489 | Urban | Q1 |
| 06491 | Urban | Q1 |
| 06492 | Urban | Q1 |
| 06493 | Urban | Q1 |
| 06494 | Urban | Q1 |
| 06495 | Urban | Q1 |
| 06498 | Urban | Q1 |
| 06501 | Urban | Q4 |
| 06502 | Urban | Q4 |
| 06503 | Urban | Q4 |
| 06504 | Urban | Q4 |
| 06505 | Urban | Q4 |
| 06506 | Urban | Q4 |
| 06507 | Urban | Q4 |
| 06508 | Urban | Q4 |
| 06509 | Urban | Q4 |
| 06510 | Urban | Q4 |
| 06511 | Urban | Q4 |
| 06512 | Urban | Q2 |
| 06513 | Urban | Q4 |
| 06514 | Urban | Q2 |
| 06515 | Urban | Q4 |
| 06516 | Urban | Q3 |
| 06517 | Urban | Q2 |
| 06518 | Urban | Q1 |
| 06519 | Urban | Q4 |
| 06520 | Urban | Q4 |
| 06521 | Urban | Q4 |
| 06524 | Urban | Q1 |
| 06525 | Urban | Q1 |
| 06530 | Urban | Q4 |
| 06531 | Urban | Q4 |
| 06532 | Urban | Q4 |
| 06533 | Urban | Q4 |
| 06534 | Urban | Q4 |
| 06535 | Urban | Q4 |
| 06536 | Urban | Q4 |
| 06537 | Urban | Q4 |
| 06538 | Urban | Q4 |
| 06540 | Urban | Q4 |
| 06601 | Urban | Q4 |
| 06602 | Urban | Q4 |
| 06604 | Urban | Q4 |

Appendix D. List of 5-Digit Zip Codes and Mapping to Urban and Socioeconomic Status Categories

| 5-Digit Zip Code | Rural/Urban Categorization | SES Quartile |
|------------------|----------------------------|--------------|
| 06605 | Urban | Q4 |
| 06606 | Urban | Q4 |
| 06607 | Urban | Q4 |
| 06608 | Urban | Q4 |
| 06610 | Urban | Q4 |
| 06611 | Urban | Q1 |
| 06612 | Urban | Q1 |
| 06614 | Urban | Q1 |
| 06615 | Urban | Q3 |
| 06673 | Urban | Q3 |
| 06699 | Urban | Q4 |
| 06701 | Urban | Q4 |
| 06702 | Urban | Q4 |
| 06703 | Urban | Q4 |
| 06704 | Urban | Q4 |
| 06705 | Urban | Q4 |
| 06706 | Urban | Q4 |
| 06708 | Urban | Q4 |
| 06710 | Urban | Q4 |
| 06712 | Urban | Q1 |
| 06716 | Urban | Q1 |
| 06720 | Urban | Q4 |
| 06721 | Urban | Q4 |
| 06722 | Urban | Q4 |
| 06723 | Urban | Q4 |
| 06724 | Urban | Q4 |
| 06725 | Urban | Q4 |
| 06726 | Urban | Q4 |
| 06749 | Urban | Q1 |
| 06750 | Large Rural | Q2 |
| 06751 | Urban | Q1 |
| 06752 | Urban | Q1 |
| 06753 | Urban | Q1 |
| 06754 | Urban | Q1 |
| 06755 | Urban | Q1 |
| 06756 | Isolated | Q1 |
| 06757 | Isolated | Q2 |
| 06758 | Urban | Q1 |
| 06759 | Large Rural | Q1 |
| 06762 | Urban | Q1 |
| 06763 | Urban | Q1 |
| 06770 | Urban | Q2 |
| 06776 | Urban | Q1 |
| 06777 | Isolated | Q1 |

Appendix D. List of 5-Digit Zip Codes and Mapping to Urban and Socioeconomic Status Categories

| 5-Digit Zip Code | Rural/Urban Categorization | SES Quartile |
|------------------|----------------------------|--------------|
| 06778 | Large Rural | Q1 |
| 06779 | Urban | Q2 |
| 06781 | Urban | Q1 |
| 06782 | Urban | Q2 |
| 06783 | Isolated | Q1 |
| 06784 | Urban | Q1 |
| 06785 | Isolated | Q1 |
| 06786 | Urban | Q1 |
| 06787 | Urban | Q1 |
| 06790 | Large Rural | Q3 |
| 06791 | Large Rural | Q1 |
| 06792 | Large Rural | Q3 |
| 06793 | Isolated | Q1 |
| 06794 | Isolated | Q1 |
| 06795 | Urban | Q1 |
| 06796 | Isolated | Q1 |
| 06798 | Urban | Q1 |
| 06801 | Urban | Q1 |
| 06804 | Urban | Q1 |
| 06807 | Urban | Q1 |
| 06810 | Urban | Q4 |
| 06811 | Urban | Q1 |
| 06812 | Urban | Q1 |
| 06813 | Urban | Q4 |
| 06814 | Urban | Q4 |
| 06816 | Urban | Q4 |
| 06817 | Urban | Q4 |
| 06820 | Urban | Q1 |
| 06824 | Urban | Q1 |
| 06825 | Urban | Q1 |
| 06828 | Urban | Q1 |
| 06829 | Urban | Q1 |
| 06830 | Urban | Q2 |
| 06831 | Urban | Q1 |
| 06836 | Urban | Q2 |
| 06838 | Urban | Q1 |
| 06840 | Urban | Q1 |
| 06850 | Urban | Q2 |
| 06851 | Urban | Q2 |
| 06852 | Urban | Q2 |
| 06853 | Urban | Q1 |
| 06854 | Urban | Q4 |
| 06855 | Urban | Q2 |
| 06856 | Urban | Q1 |

Appendix D. List of 5-Digit Zip Codes and Mapping to Urban and Socioeconomic Status Categories

| 5-Digit Zip Code | Rural/Urban Categorization | SES Quartile |
|------------------|----------------------------|--------------|
| 06857 | Urban | Q4 |
| 06858 | Urban | Q2 |
| 06860 | Urban | Q4 |
| 06870 | Urban | Q1 |
| 06875 | Urban | Q1 |
| 06876 | Urban | Q1 |
| 06877 | Urban | Q1 |
| 06878 | Urban | Q1 |
| 06879 | Urban | Q1 |
| 06880 | Urban | Q1 |
| 06881 | Urban | Q1 |
| 06883 | Urban | Q1 |
| 06888 | Urban | Q1 |
| 06889 | Urban | Q1 |
| 06890 | Urban | Q1 |
| 06896 | Urban | Q1 |
| 06897 | Urban | Q1 |
| 06901 | Urban | Q3 |
| 06902 | Urban | Q4 |
| 06903 | Urban | Q1 |
| 06904 | Urban | Q3 |
| 06905 | Urban | Q1 |
| 06906 | Urban | Q3 |
| 06907 | Urban | Q2 |
| 06910 | Urban | Q4 |
| 06911 | Urban | Q4 |
| 06912 | Urban | Q4 |
| 06913 | Urban | Q4 |
| 06914 | Urban | Q3 |
| 06921 | Urban | Q3 |
| 06926 | Urban | Q4 |
| 06927 | Urban | Q4 |
| 07001 | Urban | Q2 |
| 07002 | Urban | Q4 |
| 07003 | Urban | Q2 |
| 07004 | Urban | Q1 |
| 07005 | Urban | Q1 |
| 07006 | Urban | Q1 |
| 07007 | Urban | Q1 |
| 07008 | Urban | Q3 |
| 07009 | Urban | Q1 |
| 07010 | Urban | Q3 |
| 07011 | Urban | Q4 |
| 07012 | Urban | Q2 |

Appendix D. List of 5-Digit Zip Codes and Mapping to Urban and Socioeconomic Status Categories

| 5-Digit Zip Code | Rural/Urban Categorization | SES Quartile |
|------------------|----------------------------|--------------|
| 07013 | Urban | Q1 |
| 07014 | Urban | Q1 |
| 07015 | Urban | Q4 |
| 07016 | Urban | Q1 |
| 07017 | Urban | Q4 |
| 07018 | Urban | Q4 |
| 07019 | Urban | Q4 |
| 07020 | Urban | Q2 |
| 07021 | Urban | Q1 |
| 07022 | Urban | Q4 |
| 07023 | Urban | Q1 |
| 07024 | Urban | Q2 |
| 07026 | Urban | Q4 |
| 07027 | Urban | Q1 |
| 07028 | Urban | Q1 |
| 07029 | Urban | Q4 |
| 07030 | Urban | Q2 |
| 07031 | Urban | Q2 |
| 07032 | Urban | Q3 |
| 07033 | Urban | Q1 |
| 07034 | Urban | Q1 |
| 07035 | Urban | Q1 |
| 07036 | Urban | Q3 |
| 07039 | Urban | Q1 |
| 07040 | Urban | Q1 |
| 07041 | Urban | Q2 |
| 07042 | Urban | Q2 |
| 07043 | Urban | Q1 |
| 07044 | Urban | Q1 |
| 07045 | Urban | Q1 |
| 07046 | Urban | Q1 |
| 07047 | Urban | Q4 |
| 07050 | Urban | Q4 |
| 07051 | Urban | Q4 |
| 07052 | Urban | Q2 |
| 07054 | Urban | Q2 |
| 07055 | Urban | Q4 |
| 07057 | Urban | Q3 |
| 07058 | Urban | Q2 |
| 07059 | Urban | Q1 |
| 07060 | Urban | Q4 |
| 07061 | Urban | Q4 |
| 07062 | Urban | Q4 |
| 07063 | Urban | Q4 |

Appendix D. List of 5-Digit Zip Codes and Mapping to Urban and Socioeconomic Status Categories

| 5-Digit Zip Code | Rural/Urban Categorization | SES Quartile |
|------------------|----------------------------|--------------|
| 07064 | Urban | Q1 |
| 07065 | Urban | Q3 |
| 07066 | Urban | Q1 |
| 07067 | Urban | Q1 |
| 07068 | Urban | Q1 |
| 07069 | Urban | Q1 |
| 07070 | Urban | Q2 |
| 07071 | Urban | Q2 |
| 07072 | Urban | Q2 |
| 07073 | Urban | Q3 |
| 07074 | Urban | Q3 |
| 07075 | Urban | Q1 |
| 07076 | Urban | Q1 |
| 07077 | Urban | Q1 |
| 07078 | Urban | Q1 |
| 07079 | Urban | Q2 |
| 07080 | Urban | Q1 |
| 07081 | Urban | Q1 |
| 07082 | Urban | Q1 |
| 07083 | Urban | Q2 |
| 07086 | Urban | Q3 |
| 07087 | Urban | Q4 |
| 07088 | Urban | Q3 |
| 07090 | Urban | Q1 |
| 07091 | Urban | Q1 |
| 07092 | Urban | Q1 |
| 07093 | Urban | Q4 |
| 07094 | Urban | Q2 |
| 07095 | Urban | Q2 |
| 07096 | Urban | Q2 |
| 07097 | Urban | Q4 |
| 07099 | Urban | Q3 |
| 07101 | Urban | Q4 |
| 07102 | Urban | Q4 |
| 07103 | Urban | Q4 |
| 07104 | Urban | Q4 |
| 07105 | Urban | Q4 |
| 07106 | Urban | Q4 |
| 07107 | Urban | Q4 |
| 07108 | Urban | Q4 |
| 07109 | Urban | Q3 |
| 07110 | Urban | Q2 |
| 07111 | Urban | Q4 |
| 07112 | Urban | Q4 |

Appendix D. List of 5-Digit Zip Codes and Mapping to Urban and Socioeconomic Status Categories

| 5-Digit Zip Code | Rural/Urban Categorization | SES Quartile |
|------------------|----------------------------|--------------|
| 07114 | Urban | Q4 |
| 07175 | Urban | Q4 |
| 07184 | Urban | Q4 |
| 07188 | Urban | Q4 |
| 07189 | Urban | Q4 |
| 07191 | Urban | Q4 |
| 07192 | Urban | Q4 |
| 07193 | Urban | Q4 |
| 07195 | Urban | Q4 |
| 07198 | Urban | Q4 |
| 07199 | Urban | Q4 |
| 07201 | Urban | Q4 |
| 07202 | Urban | Q4 |
| 07203 | Urban | Q4 |
| 07204 | Urban | Q3 |
| 07205 | Urban | Q3 |
| 07206 | Urban | Q4 |
| 07207 | Urban | Q4 |
| 07208 | Urban | Q4 |
| 07302 | Urban | Q2 |
| 07303 | Urban | Q2 |
| 07304 | Urban | Q4 |
| 07305 | Urban | Q4 |
| 07306 | Urban | Q4 |
| 07307 | Urban | Q4 |
| 07308 | Urban | Q2 |
| 07310 | Urban | Q3 |
| 07311 | Urban | Q2 |
| 07395 | Urban | Q2 |
| 07399 | Urban | Q4 |
| 07401 | Urban | Q1 |
| 07403 | Urban | Q1 |
| 07405 | Urban | Q1 |
| 07407 | Urban | Q3 |
| 07410 | Urban | Q1 |
| 07416 | Urban | Q2 |
| 07417 | Urban | Q1 |
| 07418 | Urban | Q1 |
| 07419 | Urban | Q1 |
| 07420 | Urban | Q2 |
| 07421 | Urban | Q1 |
| 07422 | Urban | Q1 |
| 07423 | Urban | Q1 |
| 07424 | Urban | Q2 |

Appendix D. List of 5-Digit Zip Codes and Mapping to Urban and Socioeconomic Status Categories

| 5-Digit Zip Code | Rural/Urban Categorization | SES Quartile |
|------------------|----------------------------|--------------|
| 07428 | Urban | Q2 |
| 07430 | Urban | Q1 |
| 07432 | Urban | Q1 |
| 07435 | Urban | Q1 |
| 07436 | Urban | Q1 |
| 07438 | Urban | Q1 |
| 07439 | Urban | Q1 |
| 07440 | Urban | Q1 |
| 07442 | Urban | Q1 |
| 07444 | Urban | Q1 |
| 07446 | Urban | Q1 |
| 07450 | Urban | Q1 |
| 07451 | Urban | Q1 |
| 07452 | Urban | Q1 |
| 07456 | Urban | Q1 |
| 07457 | Urban | Q1 |
| 07458 | Urban | Q1 |
| 07460 | Urban | Q1 |
| 07461 | Urban | Q1 |
| 07462 | Urban | Q2 |
| 07463 | Urban | Q1 |
| 07465 | Urban | Q1 |
| 07470 | Urban | Q1 |
| 07474 | Urban | Q1 |
| 07480 | Urban | Q1 |
| 07481 | Urban | Q1 |
| 07495 | Urban | Missing |
| 07501 | Urban | Q4 |
| 07502 | Urban | Q4 |
| 07503 | Urban | Q4 |
| 07504 | Urban | Q4 |
| 07505 | Urban | Q4 |
| 07506 | Urban | Q2 |
| 07507 | Urban | Q2 |
| 07508 | Urban | Q3 |
| 07509 | Urban | Q4 |
| 07510 | Urban | Q4 |
| 07511 | Urban | Q2 |
| 07512 | Urban | Q2 |
| 07513 | Urban | Q4 |
| 07514 | Urban | Q4 |
| 07522 | Urban | Q4 |
| 07524 | Urban | Q4 |
| 07533 | Urban | Q4 |

Appendix D. List of 5-Digit Zip Codes and Mapping to Urban and Socioeconomic Status Categories

| 5-Digit Zip Code | Rural/Urban Categorization | SES Quartile |
|------------------|----------------------------|--------------|
| 07538 | Urban | Q3 |
| 07543 | Urban | Q4 |
| 07544 | Urban | Q4 |
| 07601 | Urban | Q4 |
| 07602 | Urban | Q4 |
| 07603 | Urban | Q2 |
| 07604 | Urban | Q2 |
| 07605 | Urban | Q2 |
| 07606 | Urban | Q3 |
| 07607 | Urban | Q2 |
| 07608 | Urban | Q3 |
| 07620 | Urban | Q1 |
| 07621 | Urban | Q2 |
| 07624 | Urban | Q1 |
| 07626 | Urban | Q1 |
| 07627 | Urban | Q1 |
| 07628 | Urban | Q1 |
| 07630 | Urban | Q1 |
| 07631 | Urban | Q3 |
| 07632 | Urban | Q1 |
| 07640 | Urban | Q1 |
| 07641 | Urban | Q1 |
| 07642 | Urban | Q1 |
| 07643 | Urban | Q2 |
| 07644 | Urban | Q4 |
| 07645 | Urban | Q1 |
| 07646 | Urban | Q2 |
| 07647 | Urban | Q1 |
| 07648 | Urban | Q1 |
| 07649 | Urban | Q1 |
| 07650 | Urban | Q3 |
| 07652 | Urban | Q1 |
| 07653 | Urban | Q1 |
| 07656 | Urban | Q1 |
| 07657 | Urban | Q2 |
| 07660 | Urban | Q2 |
| 07661 | Urban | Q1 |
| 07662 | Urban | Q2 |
| 07663 | Urban | Q1 |
| 07666 | Urban | Q1 |
| 07670 | Urban | Q1 |
| 07675 | Urban | Q1 |
| 07676 | Urban | Q1 |
| 07677 | Urban | Q1 |

Appendix D. List of 5-Digit Zip Codes and Mapping to Urban and Socioeconomic Status Categories

| 5-Digit Zip Code | Rural/Urban Categorization | SES Quartile |
|------------------|----------------------------|--------------|
| 07699 | Urban | Q3 |
| 07701 | Urban | Q3 |
| 07702 | Urban | Q1 |
| 07703 | Urban | Q2 |
| 07704 | Urban | Q1 |
| 07710 | Urban | Q1 |
| 07711 | Urban | Q1 |
| 07712 | Urban | Q4 |
| 07715 | Urban | Q2 |
| 07716 | Urban | Q1 |
| 07717 | Urban | Q1 |
| 07718 | Urban | Q1 |
| 07719 | Urban | Q2 |
| 07720 | Urban | Q3 |
| 07721 | Urban | Q3 |
| 07722 | Urban | Q1 |
| 07723 | Urban | Q2 |
| 07724 | Urban | Q2 |
| 07726 | Urban | Q1 |
| 07727 | Urban | Q2 |
| 07728 | Urban | Q1 |
| 07730 | Urban | Q1 |
| 07731 | Urban | Q1 |
| 07732 | Urban | Q2 |
| 07733 | Urban | Q1 |
| 07734 | Urban | Q3 |
| 07735 | Urban | Q2 |
| 07737 | Urban | Q1 |
| 07738 | Urban | Q1 |
| 07739 | Urban | Q1 |
| 07740 | Urban | Q4 |
| 07746 | Urban | Q1 |
| 07747 | Urban | Q1 |
| 07748 | Urban | Q1 |
| 07750 | Urban | Q1 |
| 07751 | Urban | Q1 |
| 07752 | Urban | Q1 |
| 07753 | Urban | Q3 |
| 07754 | Urban | Q3 |
| 07755 | Urban | Q1 |
| 07756 | Urban | Q2 |
| 07757 | Urban | Q1 |
| 07758 | Urban | Q1 |
| 07760 | Urban | Q1 |

Appendix D. List of 5-Digit Zip Codes and Mapping to Urban and Socioeconomic Status Categories

| 5-Digit Zip Code | Rural/Urban Categorization | SES Quartile |
|------------------|----------------------------|--------------|
| 07762 | Urban | Q1 |
| 07763 | Urban | Q1 |
| 07764 | Urban | Q1 |
| 07765 | Urban | Q1 |
| 07799 | Urban | Q2 |
| 07801 | Urban | Q3 |
| 07802 | Urban | Q3 |
| 07803 | Urban | Q1 |
| 07806 | Urban | Q3 |
| 07820 | Urban | Q2 |
| 07821 | Urban | Q1 |
| 07822 | Urban | Q1 |
| 07823 | Urban | Q2 |
| 07825 | Urban | Q1 |
| 07826 | Urban | Q1 |
| 07827 | Urban | Q2 |
| 07828 | Urban | Q2 |
| 07829 | Urban | Q2 |
| 07830 | Urban | Q1 |
| 07831 | Urban | Q1 |
| 07832 | Urban | Q1 |
| 07833 | Urban | Q1 |
| 07834 | Urban | Q1 |
| 07836 | Urban | Q1 |
| 07837 | Urban | Q1 |
| 07838 | Urban | Q1 |
| 07839 | Urban | Q1 |
| 07840 | Urban | Q2 |
| 07842 | Urban | Q1 |
| 07843 | Urban | Q1 |
| 07844 | Urban | Q1 |
| 07845 | Urban | Q1 |
| 07846 | Urban | Q2 |
| 07847 | Urban | Q1 |
| 07848 | Urban | Q1 |
| 07849 | Urban | Q1 |
| 07850 | Urban | Q1 |
| 07851 | Urban | Q1 |
| 07852 | Urban | Q1 |
| 07853 | Urban | Q1 |
| 07855 | Urban | Q2 |
| 07856 | Urban | Q1 |
| 07857 | Urban | Q3 |
| 07860 | Urban | Q2 |

Appendix D. List of 5-Digit Zip Codes and Mapping to Urban and Socioeconomic Status Categories

| 5-Digit Zip Code | Rural/Urban Categorization | SES Quartile |
|------------------|----------------------------|--------------|
| 07863 | Urban | Q1 |
| 07865 | Urban | Q1 |
| 07866 | Urban | Q1 |
| 07869 | Urban | Q1 |
| 07870 | Urban | Q1 |
| 07871 | Urban | Q1 |
| 07874 | Urban | Q1 |
| 07875 | Urban | Q2 |
| 07876 | Urban | Q1 |
| 07877 | Urban | Q2 |
| 07878 | Urban | Q1 |
| 07879 | Urban | Q1 |
| 07880 | Urban | Q1 |
| 07881 | Urban | Q1 |
| 07882 | Urban | Q1 |
| 07885 | Urban | Q3 |
| 07890 | Urban | Q1 |
| 07901 | Urban | Q1 |
| 07902 | Urban | Q1 |
| 07920 | Urban | Q1 |
| 07921 | Urban | Q1 |
| 07922 | Urban | Q1 |
| 07924 | Urban | Q1 |
| 07926 | Urban | Q1 |
| 07927 | Urban | Q2 |
| 07928 | Urban | Q1 |
| 07930 | Urban | Q1 |
| 07931 | Urban | Q1 |
| 07932 | Urban | Q1 |
| 07933 | Urban | Q1 |
| 07934 | Urban | Q1 |
| 07935 | Urban | Q1 |
| 07936 | Urban | Q1 |
| 07938 | Urban | Q1 |
| 07939 | Urban | Q2 |
| 07940 | Urban | Q1 |
| 07945 | Urban | Q1 |
| 07946 | Urban | Q1 |
| 07950 | Urban | Q1 |
| 07960 | Urban | Q2 |
| 07961 | Urban | Missing |
| 07962 | Urban | Q2 |
| 07963 | Urban | Q2 |
| 07970 | Urban | Q1 |

Appendix D. List of 5-Digit Zip Codes and Mapping to Urban and Socioeconomic Status Categories

| 5-Digit Zip Code | Rural/Urban Categorization | SES Quartile |
|------------------|----------------------------|--------------|
| 07974 | Urban | Q1 |
| 07976 | Urban | Q1 |
| 07977 | Urban | Q2 |
| 07978 | Urban | Q1 |
| 07979 | Urban | Q1 |
| 07980 | Urban | Q1 |
| 07981 | Urban | Q1 |
| 07999 | Urban | Q1 |
| 08001 | Urban | Q1 |
| 08002 | Urban | Q2 |
| 08003 | Urban | Q1 |
| 08004 | Urban | Q1 |
| 08005 | Urban | Q2 |
| 08006 | Urban | Q1 |
| 08007 | Urban | Q2 |
| 08008 | Urban | Q1 |
| 08009 | Urban | Q1 |
| 08010 | Urban | Q3 |
| 08011 | Urban | Q1 |
| 08012 | Urban | Q2 |
| 08014 | Urban | Q2 |
| 08015 | Large Rural | Q3 |
| 08016 | Urban | Q2 |
| 08018 | Urban | Q1 |
| 08019 | Isolated | Q2 |
| 08020 | Urban | Q1 |
| 08021 | Urban | Q3 |
| 08022 | Urban | Q1 |
| 08023 | Urban | Q3 |
| 08025 | Urban | Q1 |
| 08026 | Urban | Q1 |
| 08027 | Urban | Q1 |
| 08028 | Urban | Q3 |
| 08029 | Urban | Q2 |
| 08030 | Urban | Q3 |
| 08031 | Urban | Q3 |
| 08032 | Urban | Q2 |
| 08033 | Urban | Q1 |
| 08034 | Urban | Q1 |
| 08035 | Urban | Q1 |
| 08036 | Urban | Q1 |
| 08037 | Large Rural | Q2 |
| 08038 | Urban | Q2 |
| 08039 | Urban | Q1 |

Appendix D. List of 5-Digit Zip Codes and Mapping to Urban and Socioeconomic Status Categories

| 5-Digit Zip Code | Rural/Urban Categorization | SES Quartile |
|------------------|----------------------------|--------------|
| 08041 | Urban | Q1 |
| 08042 | Urban | Q1 |
| 08043 | Urban | Q2 |
| 08045 | Urban | Q3 |
| 08046 | Urban | Q2 |
| 08048 | Urban | Q2 |
| 08049 | Urban | Q2 |
| 08050 | Urban | Q1 |
| 08051 | Urban | Q2 |
| 08052 | Urban | Q3 |
| 08053 | Urban | Q1 |
| 08054 | Urban | Q1 |
| 08055 | Urban | Q1 |
| 08056 | Urban | Q1 |
| 08057 | Urban | Q1 |
| 08059 | Urban | Q2 |
| 08060 | Urban | Q2 |
| 08061 | Urban | Q2 |
| 08062 | Urban | Q1 |
| 08063 | Urban | Q2 |
| 08064 | Isolated | Q1 |
| 08065 | Urban | Q2 |
| 08066 | Urban | Q4 |
| 08067 | Urban | Q1 |
| 08068 | Urban | Q3 |
| 08069 | Urban | Q4 |
| 08070 | Urban | Q2 |
| 08071 | Urban | Q1 |
| 08072 | Urban | Q1 |
| 08073 | Urban | Q1 |
| 08074 | Urban | Q1 |
| 08075 | Urban | Q2 |
| 08076 | Urban | Q1 |
| 08077 | Urban | Q1 |
| 08078 | Urban | Q3 |
| 08079 | Urban | Q4 |
| 08080 | Urban | Q1 |
| 08081 | Urban | Q2 |
| 08083 | Urban | Q2 |
| 08084 | Urban | Q2 |
| 08085 | Urban | Q1 |
| 08086 | Urban | Q2 |
| 08087 | Urban | Q2 |
| 08088 | Urban | Q1 |

Appendix D. List of 5-Digit Zip Codes and Mapping to Urban and Socioeconomic Status Categories

| 5-Digit Zip Code | Rural/Urban Categorization | SES Quartile |
|------------------|----------------------------|--------------|
| 08089 | Urban | Q2 |
| 08090 | Urban | Q1 |
| 08091 | Urban | Q3 |
| 08092 | Urban | Q1 |
| 08093 | Urban | Q3 |
| 08094 | Urban | Q2 |
| 08095 | Urban | Q2 |
| 08096 | Urban | Q2 |
| 08097 | Urban | Q1 |
| 08098 | Urban | Q1 |
| 08099 | Urban | Q3 |
| 08101 | Urban | Q4 |
| 08102 | Urban | Q4 |
| 08103 | Urban | Q4 |
| 08104 | Urban | Q4 |
| 08105 | Urban | Q4 |
| 08106 | Urban | Q2 |
| 08107 | Urban | Q3 |
| 08108 | Urban | Q1 |
| 08109 | Urban | Q2 |
| 08110 | Urban | Q3 |
| 08201 | Urban | Q3 |
| 08202 | Urban | Q1 |
| 08203 | Urban | Q2 |
| 08204 | Urban | Q2 |
| 08205 | Urban | Q2 |
| 08210 | Urban | Q2 |
| 08212 | Urban | Q1 |
| 08213 | Urban | Q3 |
| 08214 | Urban | Q2 |
| 08215 | Urban | Q3 |
| 08217 | Urban | Q2 |
| 08218 | Urban | Q2 |
| 08219 | Urban | Q2 |
| 08220 | Urban | Q2 |
| 08221 | Urban | Q1 |
| 08223 | Urban | Q1 |
| 08224 | Isolated | Q3 |
| 08225 | Urban | Q2 |
| 08226 | Urban | Q2 |
| 08230 | Urban | Q1 |
| 08231 | Urban | Q2 |
| 08232 | Urban | Q4 |
| 08234 | Urban | Q2 |

Appendix D. List of 5-Digit Zip Codes and Mapping to Urban and Socioeconomic Status Categories

| 5-Digit Zip Code | Rural/Urban Categorization | SES Quartile |
|------------------|----------------------------|--------------|
| 08240 | Urban | Q1 |
| 08241 | Urban | Q1 |
| 08242 | Urban | Q2 |
| 08243 | Urban | Q1 |
| 08244 | Urban | Q3 |
| 08245 | Urban | Q2 |
| 08246 | Urban | Q1 |
| 08247 | Urban | Q1 |
| 08248 | Urban | Q1 |
| 08250 | Urban | Q2 |
| 08251 | Urban | Q3 |
| 08252 | Urban | Q2 |
| 08260 | Urban | Q3 |
| 08270 | Urban | Q2 |
| 08302 | Large Rural | Q4 |
| 08310 | Urban | Q3 |
| 08311 | Urban | Q3 |
| 08312 | Urban | Q2 |
| 08313 | Large Rural | Q4 |
| 08314 | Isolated | Q2 |
| 08315 | Urban | Q3 |
| 08316 | Urban | Q2 |
| 08317 | Urban | Q1 |
| 08318 | Urban | Q1 |
| 08319 | Urban | Q1 |
| 08320 | Large Rural | Q1 |
| 08321 | Urban | Q2 |
| 08322 | Urban | Q1 |
| 08323 | Large Rural | Q1 |
| 08324 | Urban | Q3 |
| 08326 | Urban | Q1 |
| 08327 | Urban | Q2 |
| 08328 | Urban | Q2 |
| 08329 | Urban | Q1 |
| 08330 | Urban | Q3 |
| 08332 | Urban | Q3 |
| 08340 | Urban | Q1 |
| 08341 | Urban | Q4 |
| 08342 | Urban | Q3 |
| 08343 | Urban | Q1 |
| 08344 | Urban | Q2 |
| 08345 | Urban | Q2 |
| 08346 | Urban | Q3 |
| 08347 | Urban | Q1 |

Appendix D. List of 5-Digit Zip Codes and Mapping to Urban and Socioeconomic Status Categories

| 5-Digit Zip Code | Rural/Urban Categorization | SES Quartile |
|------------------|----------------------------|--------------|
| 08348 | Urban | Q1 |
| 08349 | Urban | Q3 |
| 08350 | Urban | Q3 |
| 08352 | Urban | Q3 |
| 08353 | Large Rural | Q2 |
| 08360 | Urban | Q4 |
| 08361 | Urban | Q2 |
| 08362 | Urban | Q4 |
| 08401 | Urban | Q4 |
| 08402 | Urban | Q1 |
| 08403 | Urban | Q1 |
| 08404 | Urban | Q4 |
| 08405 | Urban | Q4 |
| 08406 | Urban | Q3 |
| 08501 | Urban | Q1 |
| 08502 | Urban | Q1 |
| 08504 | Urban | Q1 |
| 08505 | Urban | Q1 |
| 08510 | Urban | Q1 |
| 08511 | Large Rural | Q1 |
| 08512 | Urban | Q2 |
| 08514 | Urban | Q1 |
| 08515 | Urban | Q1 |
| 08518 | Urban | Q2 |
| 08520 | Urban | Q2 |
| 08525 | Urban | Q1 |
| 08526 | Urban | Q1 |
| 08527 | Urban | Q1 |
| 08528 | Urban | Q1 |
| 08530 | Urban | Q1 |
| 08533 | Large Rural | Q1 |
| 08534 | Urban | Q1 |
| 08535 | Urban | Q1 |
| 08536 | Urban | Q1 |
| 08540 | Urban | Q1 |
| 08541 | Urban | Q1 |
| 08542 | Urban | Q2 |
| 08543 | Urban | Q1 |
| 08544 | Urban | Q2 |
| 08550 | Urban | Q1 |
| 08551 | Urban | Q1 |
| 08553 | Urban | Q1 |
| 08554 | Urban | Q1 |
| 08555 | Urban | Q1 |

Appendix D. List of 5-Digit Zip Codes and Mapping to Urban and Socioeconomic Status Categories

| 5-Digit Zip Code | Rural/Urban Categorization | SES Quartile |
|------------------|----------------------------|--------------|
| 08556 | Urban | Q1 |
| 08557 | Urban | Q1 |
| 08558 | Urban | Q1 |
| 08559 | Urban | Q1 |
| 08560 | Urban | Q1 |
| 08561 | Urban | Q1 |
| 08562 | Large Rural | Q2 |
| 08601 | Urban | Q4 |
| 08602 | Urban | Q4 |
| 08603 | Urban | Q4 |
| 08604 | Urban | Q4 |
| 08605 | Urban | Q4 |
| 08606 | Urban | Q4 |
| 08607 | Urban | Q4 |
| 08608 | Urban | Q4 |
| 08609 | Urban | Q4 |
| 08610 | Urban | Q3 |
| 08611 | Urban | Q4 |
| 08618 | Urban | Q4 |
| 08619 | Urban | Q2 |
| 08620 | Urban | Q1 |
| 08625 | Urban | Q4 |
| 08628 | Urban | Q2 |
| 08629 | Urban | Q4 |
| 08638 | Urban | Q4 |
| 08640 | Large Rural | Q3 |
| 08641 | Large Rural | Q2 |
| 08645 | Urban | Q4 |
| 08646 | Urban | Q4 |
| 08647 | Urban | Q4 |
| 08648 | Urban | Q1 |
| 08650 | Urban | Q1 |
| 08666 | Urban | Q4 |
| 08690 | Urban | Q1 |
| 08691 | Urban | Q1 |
| 08695 | Urban | Q4 |
| 08701 | Urban | Q4 |
| 08720 | Urban | Q1 |
| 08721 | Urban | Q1 |
| 08722 | Urban | Q1 |
| 08723 | Urban | Q2 |
| 08724 | Urban | Q1 |
| 08730 | Urban | Q1 |
| 08731 | Urban | Q1 |

Appendix D. List of 5-Digit Zip Codes and Mapping to Urban and Socioeconomic Status Categories

| 5-Digit Zip Code | Rural/Urban Categorization | SES Quartile |
|------------------|----------------------------|--------------|
| 08732 | Urban | Q1 |
| 08733 | Urban | Q3 |
| 08734 | Urban | Q1 |
| 08735 | Urban | Q1 |
| 08736 | Urban | Q1 |
| 08738 | Urban | Q1 |
| 08739 | Urban | Q1 |
| 08740 | Urban | Q3 |
| 08741 | Urban | Q1 |
| 08742 | Urban | Q1 |
| 08750 | Urban | Q1 |
| 08751 | Urban | Q4 |
| 08752 | Urban | Q1 |
| 08753 | Urban | Q2 |
| 08754 | Urban | Q2 |
| 08755 | Urban | Q1 |
| 08756 | Urban | Q1 |
| 08757 | Urban | Q2 |
| 08758 | Urban | Q1 |
| 08759 | Urban | Q2 |
| 08801 | Urban | Q1 |
| 08802 | Urban | Q1 |
| 08803 | Urban | Q1 |
| 08804 | Urban | Q1 |
| 08805 | Urban | Q3 |
| 08807 | Urban | Q1 |
| 08808 | Urban | Q1 |
| 08809 | Urban | Q2 |
| 08810 | Urban | Q1 |
| 08812 | Urban | Q1 |
| 08816 | Urban | Q1 |
| 08817 | Urban | Q2 |
| 08818 | Urban | Q2 |
| 08820 | Urban | Q1 |
| 08821 | Urban | Q2 |
| 08822 | Urban | Q1 |
| 08823 | Urban | Q1 |
| 08824 | Urban | Q1 |
| 08825 | Urban | Q1 |
| 08826 | Urban | Q1 |
| 08827 | Urban | Q1 |
| 08828 | Urban | Q1 |
| 08829 | Urban | Q1 |
| 08830 | Urban | Q2 |

Appendix D. List of 5-Digit Zip Codes and Mapping to Urban and Socioeconomic Status Categories

| 5-Digit Zip Code | Rural/Urban Categorization | SES Quartile |
|------------------|----------------------------|--------------|
| 08831 | Urban | Q1 |
| 08832 | Urban | Q4 |
| 08833 | Urban | Q1 |
| 08834 | Urban | Q1 |
| 08835 | Urban | Q3 |
| 08836 | Urban | Q1 |
| 08837 | Urban | Q2 |
| 08840 | Urban | Q1 |
| 08844 | Urban | Q1 |
| 08846 | Urban | Q1 |
| 08848 | Urban | Q1 |
| 08850 | Urban | Q1 |
| 08852 | Urban | Q2 |
| 08853 | Urban | Q1 |
| 08854 | Urban | Q2 |
| 08855 | Urban | Q2 |
| 08857 | Urban | Q1 |
| 08858 | Urban | Q1 |
| 08859 | Urban | Q2 |
| 08861 | Urban | Q4 |
| 08862 | Urban | Q4 |
| 08863 | Urban | Q2 |
| 08865 | Urban | Q3 |
| 08867 | Urban | Q1 |
| 08868 | Urban | Q1 |
| 08869 | Urban | Q1 |
| 08870 | Urban | Q1 |
| 08871 | Urban | Q2 |
| 08872 | Urban | Q2 |
| 08873 | Urban | Q2 |
| 08875 | Urban | Q2 |
| 08876 | Urban | Q1 |
| 08879 | Urban | Q2 |
| 08880 | Urban | Q2 |
| 08882 | Urban | Q3 |
| 08884 | Urban | Q1 |
| 08885 | Urban | Q1 |
| 08886 | Urban | Q1 |
| 08887 | Urban | Q2 |
| 08888 | Urban | Q1 |
| 08889 | Urban | Q1 |
| 08890 | Urban | Missing |
| 08899 | Urban | Q2 |
| 08901 | Urban | Q4 |

Appendix D. List of 5-Digit Zip Codes and Mapping to Urban and Socioeconomic Status Categories

| 5-Digit Zip Code | Rural/Urban Categorization | SES Quartile |
|------------------|----------------------------|--------------|
| 08902 | Urban | Q2 |
| 08903 | Urban | Q4 |
| 08904 | Urban | Q3 |
| 08906 | Urban | Q2 |
| 08933 | Urban | Q4 |
| 08989 | Urban | Q2 |
| 10001 | Urban | Q3 |
| 10002 | Urban | Q4 |
| 10003 | Urban | Q2 |
| 10004 | Urban | Q2 |
| 10005 | Urban | Q2 |
| 10006 | Urban | Q2 |
| 10007 | Urban | Q2 |
| 10008 | Urban | Q2 |
| 10009 | Urban | Q4 |
| 10010 | Urban | Q2 |
| 10011 | Urban | Q2 |
| 10012 | Urban | Q2 |
| 10013 | Urban | Q3 |
| 10014 | Urban | Q2 |
| 10016 | Urban | Q2 |
| 10017 | Urban | Q2 |
| 10018 | Urban | Q3 |
| 10019 | Urban | Q3 |
| 10020 | Urban | Missing |
| 10021 | Urban | Q2 |
| 10022 | Urban | Q2 |
| 10023 | Urban | Q2 |
| 10024 | Urban | Q2 |
| 10025 | Urban | Q3 |
| 10026 | Urban | Q4 |
| 10027 | Urban | Q4 |
| 10028 | Urban | Q2 |
| 10029 | Urban | Q4 |
| 10030 | Urban | Q4 |
| 10031 | Urban | Q4 |
| 10032 | Urban | Q4 |
| 10033 | Urban | Q4 |
| 10034 | Urban | Q4 |
| 10035 | Urban | Q4 |
| 10036 | Urban | Q3 |
| 10037 | Urban | Q4 |
| 10038 | Urban | Q4 |
| 10039 | Urban | Q4 |

Appendix D. List of 5-Digit Zip Codes and Mapping to Urban and Socioeconomic Status Categories

| 5-Digit Zip Code | Rural/Urban Categorization | SES Quartile |
|------------------|----------------------------|--------------|
| 10040 | Urban | Q4 |
| 10041 | Urban | Q2 |
| 10043 | Urban | Q2 |
| 10044 | Urban | Q3 |
| 10045 | Urban | Q2 |
| 10055 | Urban | Q2 |
| 10060 | Urban | Missing |
| 10065 | Urban | Q2 |
| 10069 | Urban | Q2 |
| 10075 | Urban | Q2 |
| 10080 | Urban | Q2 |
| 10081 | Urban | Q2 |
| 10087 | Urban | Q2 |
| 10090 | Urban | Q2 |
| 10101 | Urban | Q3 |
| 10102 | Urban | Q3 |
| 10103 | Urban | Missing |
| 10104 | Urban | Q3 |
| 10105 | Urban | Q3 |
| 10106 | Urban | Q3 |
| 10107 | Urban | Q3 |
| 10108 | Urban | Q3 |
| 10109 | Urban | Q3 |
| 10110 | Urban | Missing |
| 10111 | Urban | Missing |
| 10112 | Urban | Missing |
| 10113 | Urban | Q2 |
| 10114 | Urban | Q2 |
| 10115 | Urban | Missing |
| 10116 | Urban | Missing |
| 10117 | Urban | Missing |
| 10118 | Urban | Q3 |
| 10119 | Urban | Missing |
| 10120 | Urban | Q3 |
| 10121 | Urban | Q2 |
| 10122 | Urban | Q3 |
| 10123 | Urban | Q3 |
| 10124 | Urban | Missing |
| 10125 | Urban | Q3 |
| 10126 | Urban | Q2 |
| 10128 | Urban | Q2 |
| 10129 | Urban | Q3 |
| 10130 | Urban | Q3 |
| 10131 | Urban | Q2 |

Appendix D. List of 5-Digit Zip Codes and Mapping to Urban and Socioeconomic Status Categories

| 5-Digit Zip Code | Rural/Urban Categorization | SES Quartile |
|------------------|----------------------------|--------------|
| 10132 | Urban | Q2 |
| 10133 | Urban | Q2 |
| 10138 | Urban | Q2 |
| 10150 | Urban | Q2 |
| 10151 | Urban | Q2 |
| 10152 | Urban | Missing |
| 10153 | Urban | Missing |
| 10154 | Urban | Missing |
| 10155 | Urban | Q2 |
| 10156 | Urban | Q2 |
| 10157 | Urban | Q2 |
| 10158 | Urban | Q2 |
| 10159 | Urban | Q2 |
| 10160 | Urban | Q2 |
| 10162 | Urban | Q2 |
| 10163 | Urban | Missing |
| 10164 | Urban | Q2 |
| 10165 | Urban | Missing |
| 10166 | Urban | Q2 |
| 10167 | Urban | Missing |
| 10168 | Urban | Missing |
| 10169 | Urban | Missing |
| 10170 | Urban | Missing |
| 10171 | Urban | Missing |
| 10172 | Urban | Missing |
| 10173 | Urban | Missing |
| 10174 | Urban | Missing |
| 10175 | Urban | Missing |
| 10176 | Urban | Q2 |
| 10177 | Urban | Missing |
| 10178 | Urban | Q2 |
| 10179 | Urban | Q2 |
| 10185 | Urban | Q2 |
| 10199 | Urban | Missing |
| 10203 | Urban | Q2 |
| 10211 | Urban | Missing |
| 10212 | Urban | Missing |
| 10213 | Urban | Q3 |
| 10242 | Urban | Q2 |
| 10249 | Urban | Q2 |
| 10256 | Urban | Q2 |
| 10258 | Urban | Missing |
| 10259 | Urban | Q2 |
| 10260 | Urban | Q2 |

Appendix D. List of 5-Digit Zip Codes and Mapping to Urban and Socioeconomic Status Categories

| 5-Digit Zip Code | Rural/Urban Categorization | SES Quartile |
|------------------|----------------------------|--------------|
| 10261 | Urban | Q2 |
| 10265 | Urban | Q2 |
| 10268 | Urban | Q2 |
| 10269 | Urban | Q2 |
| 10270 | Urban | Q2 |
| 10271 | Urban | Missing |
| 10272 | Urban | Q4 |
| 10273 | Urban | Q4 |
| 10274 | Urban | Q2 |
| 10275 | Urban | Q2 |
| 10276 | Urban | Q2 |
| 10277 | Urban | Missing |
| 10278 | Urban | Missing |
| 10279 | Urban | Missing |
| 10280 | Urban | Q2 |
| 10281 | Urban | Q2 |
| 10282 | Urban | Q2 |
| 10285 | Urban | Q2 |
| 10286 | Urban | Q2 |
| 10301 | Urban | Q4 |
| 10302 | Urban | Q4 |
| 10303 | Urban | Q4 |
| 10304 | Urban | Q4 |
| 10305 | Urban | Q3 |
| 10306 | Urban | Q2 |
| 10307 | Urban | Q1 |
| 10308 | Urban | Q1 |
| 10309 | Urban | Q2 |
| 10310 | Urban | Q4 |
| 10311 | Urban | Missing |
| 10312 | Urban | Q1 |
| 10313 | Urban | Q2 |
| 10314 | Urban | Q2 |
| 10451 | Urban | Q4 |
| 10452 | Urban | Q4 |
| 10453 | Urban | Q4 |
| 10454 | Urban | Q4 |
| 10455 | Urban | Q4 |
| 10456 | Urban | Q4 |
| 10457 | Urban | Q4 |
| 10458 | Urban | Q4 |
| 10459 | Urban | Q4 |
| 10460 | Urban | Q4 |
| 10461 | Urban | Q4 |

Appendix D. List of 5-Digit Zip Codes and Mapping to Urban and Socioeconomic Status Categories

| 5-Digit Zip Code | Rural/Urban Categorization | SES Quartile |
|------------------|----------------------------|--------------|
| 10462 | Urban | Q4 |
| 10463 | Urban | Q4 |
| 10464 | Urban | Q2 |
| 10465 | Urban | Q3 |
| 10466 | Urban | Q4 |
| 10467 | Urban | Q4 |
| 10468 | Urban | Q4 |
| 10469 | Urban | Q4 |
| 10470 | Urban | Q4 |
| 10471 | Urban | Q3 |
| 10472 | Urban | Q4 |
| 10473 | Urban | Q4 |
| 10474 | Urban | Q4 |
| 10475 | Urban | Q4 |
| 10501 | Urban | Q1 |
| 10502 | Urban | Q1 |
| 10503 | Urban | Q1 |
| 10504 | Urban | Q1 |
| 10505 | Urban | Q1 |
| 10506 | Urban | Q1 |
| 10507 | Urban | Q3 |
| 10509 | Urban | Q2 |
| 10510 | Urban | Q1 |
| 10511 | Urban | Q1 |
| 10512 | Urban | Q1 |
| 10514 | Urban | Q1 |
| 10516 | Urban | Q1 |
| 10517 | Urban | Q1 |
| 10518 | Urban | Q1 |
| 10519 | Urban | Q1 |
| 10520 | Urban | Q2 |
| 10521 | Urban | Q2 |
| 10522 | Urban | Q1 |
| 10523 | Urban | Q3 |
| 10524 | Urban | Q1 |
| 10526 | Urban | Q1 |
| 10527 | Urban | Q1 |
| 10528 | Urban | Q2 |
| 10530 | Urban | Q1 |
| 10532 | Urban | Q1 |
| 10533 | Urban | Q1 |
| 10535 | Urban | Q2 |
| 10536 | Urban | Q1 |
| 10537 | Urban | Q2 |

Appendix D. List of 5-Digit Zip Codes and Mapping to Urban and Socioeconomic Status Categories

| 5-Digit Zip Code | Rural/Urban Categorization | SES Quartile |
|------------------|----------------------------|--------------|
| 10538 | Urban | Q1 |
| 10540 | Urban | Q1 |
| 10541 | Urban | Q1 |
| 10542 | Urban | Q1 |
| 10543 | Urban | Q3 |
| 10545 | Urban | Q1 |
| 10546 | Urban | Q1 |
| 10547 | Urban | Q2 |
| 10548 | Urban | Q1 |
| 10549 | Urban | Q3 |
| 10550 | Urban | Q4 |
| 10551 | Urban | Q4 |
| 10552 | Urban | Q3 |
| 10553 | Urban | Q4 |
| 10560 | Urban | Q1 |
| 10562 | Urban | Q4 |
| 10566 | Urban | Q4 |
| 10567 | Urban | Q1 |
| 10570 | Urban | Q1 |
| 10573 | Urban | Q4 |
| 10576 | Urban | Q1 |
| 10577 | Urban | Q1 |
| 10578 | Urban | Q1 |
| 10579 | Urban | Q1 |
| 10580 | Urban | Q1 |
| 10583 | Urban | Q1 |
| 10587 | Urban | Q1 |
| 10588 | Urban | Q1 |
| 10589 | Urban | Q1 |
| 10590 | Urban | Q1 |
| 10591 | Urban | Q3 |
| 10594 | Urban | Q1 |
| 10595 | Urban | Q2 |
| 10596 | Urban | Q4 |
| 10597 | Urban | Q1 |
| 10598 | Urban | Q1 |
| 10601 | Urban | Q3 |
| 10602 | Urban | Q3 |
| 10603 | Urban | Q2 |
| 10604 | Urban | Q3 |
| 10605 | Urban | Q2 |
| 10606 | Urban | Q3 |
| 10607 | Urban | Q1 |
| 10610 | Urban | Q3 |

Appendix D. List of 5-Digit Zip Codes and Mapping to Urban and Socioeconomic Status Categories

| 5-Digit Zip Code | Rural/Urban Categorization | SES Quartile |
|------------------|----------------------------|--------------|
| 10701 | Urban | Q4 |
| 10702 | Urban | Q4 |
| 10703 | Urban | Q4 |
| 10704 | Urban | Q3 |
| 10705 | Urban | Q4 |
| 10706 | Urban | Q1 |
| 10707 | Urban | Q2 |
| 10708 | Urban | Q1 |
| 10709 | Urban | Q1 |
| 10710 | Urban | Q2 |
| 10801 | Urban | Q4 |
| 10802 | Urban | Q4 |
| 10803 | Urban | Q1 |
| 10804 | Urban | Q1 |
| 10805 | Urban | Q3 |
| 10901 | Urban | Q1 |
| 10910 | Urban | Q1 |
| 10911 | Urban | Missing |
| 10912 | Urban | Q1 |
| 10913 | Urban | Q1 |
| 10914 | Urban | Q1 |
| 10915 | Urban | Q2 |
| 10916 | Urban | Q1 |
| 10917 | Urban | Q1 |
| 10918 | Urban | Q1 |
| 10919 | Urban | Q2 |
| 10920 | Urban | Q2 |
| 10921 | Urban | Q1 |
| 10922 | Large Rural | Q1 |
| 10923 | Urban | Q3 |
| 10924 | Urban | Q2 |
| 10925 | Urban | Q1 |
| 10926 | Urban | Q2 |
| 10927 | Urban | Q4 |
| 10928 | Large Rural | Q2 |
| 10930 | Urban | Q1 |
| 10931 | Urban | Q2 |
| 10932 | Urban | Q1 |
| 10933 | Urban | Q1 |
| 10940 | Urban | Q3 |
| 10941 | Urban | Q2 |
| 10949 | Urban | Q3 |
| 10950 | Urban | Q3 |
| 10952 | Urban | Q4 |

Appendix D. List of 5-Digit Zip Codes and Mapping to Urban and Socioeconomic Status Categories

| 5-Digit Zip Code | Rural/Urban Categorization | SES Quartile |
|------------------|----------------------------|--------------|
| 10953 | Urban | Q1 |
| 10954 | Urban | Q2 |
| 10956 | Urban | Q1 |
| 10958 | Urban | Q1 |
| 10959 | Urban | Q1 |
| 10960 | Urban | Q3 |
| 10962 | Urban | Q2 |
| 10963 | Urban | Q2 |
| 10964 | Urban | Q1 |
| 10965 | Urban | Q2 |
| 10968 | Urban | Q1 |
| 10969 | Urban | Q2 |
| 10970 | Urban | Q2 |
| 10973 | Urban | Q2 |
| 10974 | Urban | Q1 |
| 10975 | Urban | Q1 |
| 10976 | Urban | Q3 |
| 10977 | Urban | Q4 |
| 10979 | Urban | Q1 |
| 10980 | Urban | Q1 |
| 10981 | Urban | Q1 |
| 10982 | Urban | Q1 |
| 10983 | Urban | Q1 |
| 10984 | Urban | Q1 |
| 10985 | Urban | Q1 |
| 10986 | Urban | Q1 |
| 10987 | Urban | Q1 |
| 10988 | Urban | Q1 |
| 10989 | Urban | Q1 |
| 10990 | Urban | Q1 |
| 10992 | Urban | Q1 |
| 10993 | Urban | Q4 |
| 10994 | Urban | Q1 |
| 10996 | Large Rural | Q1 |
| 10997 | Large Rural | Q1 |
| 10998 | Urban | Q1 |
| 11001 | Urban | Q1 |
| 11002 | Urban | Q1 |
| 11003 | Urban | Q2 |
| 11004 | Urban | Q2 |
| 11005 | Urban | Q1 |
| 11010 | Urban | Q1 |
| 11020 | Urban | Q1 |
| 11021 | Urban | Q2 |

Appendix D. List of 5-Digit Zip Codes and Mapping to Urban and Socioeconomic Status Categories

| 5-Digit Zip Code | Rural/Urban Categorization | SES Quartile |
|------------------|----------------------------|--------------|
| 11022 | Urban | Q2 |
| 11023 | Urban | Q1 |
| 11024 | Urban | Q1 |
| 11026 | Urban | Q2 |
| 11027 | Urban | Q2 |
| 11030 | Urban | Q1 |
| 11040 | Urban | Q1 |
| 11042 | Urban | Q1 |
| 11050 | Urban | Q1 |
| 11051 | Urban | Q1 |
| 11052 | Urban | Q1 |
| 11053 | Urban | Q1 |
| 11054 | Urban | Q1 |
| 11055 | Urban | Q1 |
| 11096 | Urban | Q4 |
| 11101 | Urban | Q4 |
| 11102 | Urban | Q4 |
| 11103 | Urban | Q4 |
| 11104 | Urban | Q3 |
| 11105 | Urban | Q3 |
| 11106 | Urban | Q4 |
| 11109 | Urban | Q2 |
| 11120 | Urban | Q4 |
| 11201 | Urban | Q3 |
| 11202 | Urban | Q3 |
| 11203 | Urban | Q4 |
| 11204 | Urban | Q4 |
| 11205 | Urban | Q4 |
| 11206 | Urban | Q4 |
| 11207 | Urban | Q4 |
| 11208 | Urban | Q4 |
| 11209 | Urban | Q3 |
| 11210 | Urban | Q3 |
| 11211 | Urban | Q4 |
| 11212 | Urban | Q4 |
| 11213 | Urban | Q4 |
| 11214 | Urban | Q4 |
| 11215 | Urban | Q2 |
| 11216 | Urban | Q4 |
| 11217 | Urban | Q3 |
| 11218 | Urban | Q4 |
| 11219 | Urban | Q4 |
| 11220 | Urban | Q4 |
| 11221 | Urban | Q4 |

Appendix D. List of 5-Digit Zip Codes and Mapping to Urban and Socioeconomic Status Categories

| 5-Digit Zip Code | Rural/Urban Categorization | SES Quartile |
|------------------|----------------------------|--------------|
| 11222 | Urban | Q3 |
| 11223 | Urban | Q4 |
| 11224 | Urban | Q4 |
| 11225 | Urban | Q4 |
| 11226 | Urban | Q4 |
| 11228 | Urban | Q3 |
| 11229 | Urban | Q3 |
| 11230 | Urban | Q4 |
| 11231 | Urban | Q4 |
| 11232 | Urban | Q4 |
| 11233 | Urban | Q4 |
| 11234 | Urban | Q3 |
| 11235 | Urban | Q3 |
| 11236 | Urban | Q4 |
| 11237 | Urban | Q4 |
| 11238 | Urban | Q3 |
| 11239 | Urban | Q4 |
| 11241 | Urban | Q3 |
| 11242 | Urban | Q3 |
| 11243 | Urban | Q3 |
| 11245 | Urban | Q3 |
| 11247 | Urban | Q4 |
| 11249 | Urban | Q4 |
| 11251 | Urban | Q4 |
| 11252 | Urban | Q3 |
| 11256 | Urban | Q4 |
| 11351 | Urban | Missing |
| 11352 | Urban | Q4 |
| 11354 | Urban | Q4 |
| 11355 | Urban | Q4 |
| 11356 | Urban | Q4 |
| 11357 | Urban | Q2 |
| 11358 | Urban | Q3 |
| 11359 | Missing | Missing |
| 11360 | Urban | Q2 |
| 11361 | Urban | Q2 |
| 11362 | Urban | Q1 |
| 11363 | Urban | Q2 |
| 11364 | Urban | Q2 |
| 11365 | Urban | Q3 |
| 11366 | Urban | Q2 |
| 11367 | Urban | Q3 |
| 11368 | Urban | Q4 |
| 11369 | Urban | Q4 |

Appendix D. List of 5-Digit Zip Codes and Mapping to Urban and Socioeconomic Status Categories

| 5-Digit Zip Code | Rural/Urban Categorization | SES Quartile |
|------------------|----------------------------|--------------|
| 11370 | Urban | Q4 |
| 11371 | Missing | Missing |
| 11372 | Urban | Q4 |
| 11373 | Urban | Q4 |
| 11374 | Urban | Q3 |
| 11375 | Urban | Q2 |
| 11377 | Urban | Q4 |
| 11378 | Urban | Q3 |
| 11379 | Urban | Q3 |
| 11380 | Urban | Q4 |
| 11381 | Urban | Q3 |
| 11385 | Urban | Q4 |
| 11386 | Urban | Q4 |
| 11405 | Urban | Q4 |
| 11411 | Urban | Q1 |
| 11412 | Urban | Q3 |
| 11413 | Urban | Q3 |
| 11414 | Urban | Q3 |
| 11415 | Urban | Q3 |
| 11416 | Urban | Q4 |
| 11417 | Urban | Q4 |
| 11418 | Urban | Q4 |
| 11419 | Urban | Q4 |
| 11420 | Urban | Q3 |
| 11421 | Urban | Q4 |
| 11422 | Urban | Q3 |
| 11423 | Urban | Q3 |
| 11424 | Urban | Missing |
| 11425 | Urban | Missing |
| 11426 | Urban | Q2 |
| 11427 | Urban | Q3 |
| 11428 | Urban | Q3 |
| 11429 | Urban | Q3 |
| 11430 | Isolated | Q2 |
| 11431 | Urban | Q4 |
| 11432 | Urban | Q4 |
| 11433 | Urban | Q4 |
| 11434 | Urban | Q4 |
| 11435 | Urban | Q4 |
| 11436 | Urban | Q4 |
| 11439 | Urban | Q4 |
| 11451 | Missing | Missing |
| 11499 | Isolated | Q2 |
| 11501 | Urban | Q2 |

Appendix D. List of 5-Digit Zip Codes and Mapping to Urban and Socioeconomic Status Categories

| 5-Digit Zip Code | Rural/Urban Categorization | SES Quartile |
|------------------|----------------------------|--------------|
| 11507 | Urban | Q1 |
| 11509 | Urban | Q1 |
| 11510 | Urban | Q2 |
| 11514 | Urban | Q2 |
| 11516 | Urban | Q1 |
| 11518 | Urban | Q1 |
| 11520 | Urban | Q3 |
| 11530 | Urban | Q1 |
| 11531 | Urban | Q1 |
| 11542 | Urban | Q3 |
| 11545 | Urban | Q1 |
| 11547 | Urban | Q1 |
| 11548 | Urban | Q2 |
| 11549 | Urban | Q1 |
| 11550 | Urban | Q4 |
| 11551 | Urban | Q4 |
| 11552 | Urban | Q1 |
| 11553 | Urban | Q3 |
| 11554 | Urban | Q1 |
| 11555 | Urban | Q3 |
| 11556 | Urban | Q1 |
| 11557 | Urban | Q1 |
| 11558 | Urban | Q2 |
| 11559 | Urban | Q1 |
| 11560 | Urban | Q1 |
| 11561 | Urban | Q2 |
| 11563 | Urban | Q1 |
| 11565 | Urban | Q1 |
| 11566 | Urban | Q1 |
| 11568 | Urban | Q1 |
| 11569 | Urban | Q1 |
| 11570 | Urban | Q2 |
| 11571 | Urban | Q2 |
| 11572 | Urban | Q1 |
| 11575 | Urban | Q4 |
| 11576 | Urban | Q1 |
| 11577 | Urban | Q1 |
| 11579 | Urban | Q1 |
| 11580 | Urban | Q2 |
| 11581 | Urban | Q2 |
| 11582 | Urban | Q2 |
| 11590 | Urban | Q2 |
| 11596 | Urban | Q1 |
| 11598 | Urban | Q1 |

Appendix D. List of 5-Digit Zip Codes and Mapping to Urban and Socioeconomic Status Categories

| 5-Digit Zip Code | Rural/Urban Categorization | SES Quartile |
|------------------|----------------------------|--------------|
| 11599 | Urban | Q1 |
| 11690 | Urban | Q4 |
| 11691 | Urban | Q4 |
| 11692 | Urban | Q4 |
| 11693 | Urban | Q4 |
| 11694 | Urban | Q3 |
| 11695 | Urban | Q4 |
| 11697 | Urban | Q1 |
| 11701 | Urban | Q3 |
| 11702 | Urban | Q1 |
| 11703 | Urban | Q1 |
| 11704 | Urban | Q2 |
| 11705 | Urban | Q1 |
| 11706 | Urban | Q3 |
| 11707 | Urban | Q1 |
| 11709 | Urban | Q1 |
| 11710 | Urban | Q1 |
| 11713 | Urban | Q3 |
| 11714 | Urban | Q1 |
| 11715 | Urban | Q1 |
| 11716 | Urban | Q2 |
| 11717 | Urban | Q3 |
| 11718 | Urban | Q1 |
| 11719 | Urban | Q2 |
| 11720 | Urban | Q1 |
| 11721 | Urban | Q1 |
| 11722 | Urban | Q4 |
| 11724 | Urban | Q1 |
| 11725 | Urban | Q1 |
| 11726 | Urban | Q3 |
| 11727 | Urban | Q2 |
| 11729 | Urban | Q1 |
| 11730 | Urban | Q1 |
| 11731 | Urban | Q1 |
| 11732 | Urban | Q1 |
| 11733 | Urban | Q1 |
| 11735 | Urban | Q1 |
| 11737 | Urban | Q1 |
| 11738 | Urban | Q1 |
| 11739 | Urban | Q1 |
| 11740 | Urban | Q1 |
| 11741 | Urban | Q1 |
| 11742 | Urban | Q1 |
| 11743 | Urban | Q1 |

Appendix D. List of 5-Digit Zip Codes and Mapping to Urban and Socioeconomic Status Categories

| 5-Digit Zip Code | Rural/Urban Categorization | SES Quartile |
|------------------|----------------------------|--------------|
| 11746 | Urban | Q2 |
| 11747 | Urban | Q1 |
| 11749 | Urban | Q1 |
| 11751 | Urban | Q1 |
| 11752 | Urban | Q1 |
| 11753 | Urban | Q1 |
| 11754 | Urban | Q1 |
| 11755 | Urban | Q1 |
| 11756 | Urban | Q1 |
| 11757 | Urban | Q2 |
| 11758 | Urban | Q1 |
| 11760 | Urban | Q1 |
| 11762 | Urban | Q1 |
| 11763 | Urban | Q2 |
| 11764 | Urban | Q1 |
| 11765 | Urban | Q1 |
| 11766 | Urban | Q1 |
| 11767 | Urban | Q1 |
| 11768 | Urban | Q1 |
| 11769 | Urban | Q1 |
| 11770 | Urban | Q1 |
| 11771 | Urban | Q1 |
| 11772 | Urban | Q3 |
| 11773 | Urban | Q1 |
| 11775 | Urban | Q1 |
| 11776 | Urban | Q1 |
| 11777 | Urban | Q1 |
| 11778 | Urban | Q1 |
| 11779 | Urban | Q2 |
| 11780 | Urban | Q1 |
| 11782 | Urban | Q1 |
| 11783 | Urban | Q1 |
| 11784 | Urban | Q2 |
| 11786 | Urban | Q1 |
| 11787 | Urban | Q1 |
| 11788 | Urban | Q1 |
| 11789 | Urban | Q1 |
| 11790 | Urban | Q1 |
| 11791 | Urban | Q1 |
| 11792 | Urban | Q1 |
| 11793 | Urban | Q1 |
| 11794 | Urban | Q1 |
| 11795 | Urban | Q1 |
| 11796 | Urban | Q1 |

Appendix D. List of 5-Digit Zip Codes and Mapping to Urban and Socioeconomic Status Categories

| 5-Digit Zip Code | Rural/Urban Categorization | SES Quartile |
|------------------|----------------------------|--------------|
| 11797 | Urban | Q1 |
| 11798 | Urban | Q3 |
| 11801 | Urban | Q1 |
| 11802 | Urban | Q1 |
| 11803 | Urban | Q1 |
| 11804 | Urban | Q1 |
| 11815 | Urban | Q1 |
| 11853 | Urban | Q2 |
| 11901 | Urban | Q3 |
| 11930 | Urban | Q1 |
| 11931 | Urban | Q1 |
| 11932 | Urban | Q1 |
| 11933 | Urban | Q1 |
| 11934 | Urban | Q1 |
| 11935 | Urban | Q1 |
| 11937 | Urban | Q1 |
| 11939 | Urban | Q1 |
| 11940 | Urban | Q1 |
| 11941 | Urban | Q1 |
| 11942 | Urban | Q1 |
| 11944 | Urban | Q3 |
| 11946 | Urban | Q2 |
| 11947 | Urban | Q1 |
| 11948 | Urban | Q1 |
| 11949 | Urban | Q1 |
| 11950 | Urban | Q2 |
| 11951 | Urban | Q3 |
| 11952 | Urban | Q1 |
| 11953 | Urban | Q2 |
| 11954 | Urban | Q1 |
| 11955 | Urban | Q2 |
| 11956 | Urban | Q2 |
| 11957 | Urban | Q1 |
| 11958 | Urban | Q1 |
| 11959 | Urban | Q1 |
| 11960 | Urban | Q1 |
| 11961 | Urban | Q1 |
| 11962 | Urban | Q1 |
| 11963 | Urban | Q1 |
| 11964 | Urban | Q1 |
| 11965 | Urban | Q1 |
| 11967 | Urban | Q2 |
| 11968 | Urban | Q1 |
| 11969 | Urban | Q1 |

Appendix D. List of 5-Digit Zip Codes and Mapping to Urban and Socioeconomic Status Categories

| 5-Digit Zip Code | Rural/Urban Categorization | SES Quartile |
|------------------|----------------------------|--------------|
| 11970 | Urban | Q1 |
| 11971 | Urban | Q1 |
| 11972 | Urban | Q1 |
| 11973 | Urban | Q1 |
| 11975 | Urban | Q1 |
| 11976 | Urban | Q1 |
| 11977 | Urban | Q1 |
| 11978 | Urban | Q2 |
| 11980 | Urban | Q1 |
| 12007 | Urban | Q1 |
| 12008 | Urban | Q1 |
| 12009 | Urban | Q1 |
| 12010 | Urban | Q3 |
| 12015 | Urban | Q2 |
| 12016 | Urban | Q3 |
| 12017 | Isolated | Q1 |
| 12018 | Urban | Q1 |
| 12019 | Urban | Q1 |
| 12020 | Urban | Q1 |
| 12022 | Urban | Q1 |
| 12023 | Urban | Q1 |
| 12024 | Urban | Q1 |
| 12025 | Urban | Q2 |
| 12027 | Urban | Q1 |
| 12028 | Urban | Q1 |
| 12029 | Isolated | Q2 |
| 12031 | Urban | Q3 |
| 12032 | Large Rural | Q1 |
| 12033 | Urban | Q1 |
| 12035 | Urban | Q3 |
| 12036 | Urban | Q3 |
| 12037 | Isolated | Q2 |
| 12040 | Urban | Q1 |
| 12041 | Urban | Q1 |
| 12042 | Urban | Q2 |
| 12043 | Urban | Q3 |
| 12045 | Urban | Q2 |
| 12046 | Urban | Q1 |
| 12047 | Urban | Q3 |
| 12050 | Urban | Q2 |
| 12051 | Urban | Q2 |
| 12052 | Urban | Q1 |
| 12053 | Urban | Q1 |
| 12054 | Urban | Q1 |

Appendix D. List of 5-Digit Zip Codes and Mapping to Urban and Socioeconomic Status Categories

| 5-Digit Zip Code | Rural/Urban Categorization | SES Quartile |
|------------------|----------------------------|--------------|
| 12055 | Urban | Q1 |
| 12056 | Urban | Q1 |
| 12057 | Isolated | Q1 |
| 12058 | Urban | Q1 |
| 12059 | Urban | Q1 |
| 12060 | Isolated | Q1 |
| 12061 | Urban | Q1 |
| 12062 | Urban | Q1 |
| 12063 | Urban | Q1 |
| 12064 | Isolated | Q4 |
| 12065 | Urban | Q1 |
| 12066 | Urban | Q1 |
| 12067 | Urban | Q1 |
| 12068 | Urban | Q2 |
| 12069 | Urban | Q1 |
| 12070 | Urban | Q3 |
| 12071 | Urban | Q1 |
| 12072 | Urban | Q3 |
| 12073 | Urban | Q1 |
| 12074 | Urban | Q1 |
| 12075 | Isolated | Q1 |
| 12076 | Urban | Q2 |
| 12077 | Urban | Q1 |
| 12078 | Large Rural | Q4 |
| 12082 | Urban | Q1 |
| 12083 | Urban | Q1 |
| 12084 | Urban | Q2 |
| 12085 | Urban | Q2 |
| 12086 | Urban | Q1 |
| 12087 | Urban | Q1 |
| 12089 | Urban | Q3 |
| 12090 | Urban | Q2 |
| 12092 | Urban | Q1 |
| 12093 | Urban | Q3 |
| 12094 | Urban | Q1 |
| 12095 | Large Rural | Q3 |
| 12106 | Urban | Q1 |
| 12107 | Urban | Q1 |
| 12108 | Urban | Q2 |
| 12110 | Urban | Q1 |
| 12115 | Urban | Q1 |
| 12116 | Large Rural | Q2 |
| 12117 | Large Rural | Q2 |
| 12118 | Urban | Q2 |

Appendix D. List of 5-Digit Zip Codes and Mapping to Urban and Socioeconomic Status Categories

| 5-Digit Zip Code | Rural/Urban Categorization | SES Quartile |
|------------------|----------------------------|--------------|
| 12120 | Urban | Q1 |
| 12121 | Urban | Q1 |
| 12122 | Urban | Q2 |
| 12123 | Urban | Q1 |
| 12124 | Urban | Q1 |
| 12125 | Urban | Q2 |
| 12128 | Urban | Q1 |
| 12130 | Urban | Q1 |
| 12131 | Urban | Q2 |
| 12132 | Urban | Q3 |
| 12133 | Isolated | Q1 |
| 12134 | Isolated | Q1 |
| 12136 | Urban | Q1 |
| 12137 | Urban | Q1 |
| 12138 | Urban | Q1 |
| 12139 | Urban | Q1 |
| 12140 | Urban | Q1 |
| 12141 | Urban | Q1 |
| 12143 | Urban | Q2 |
| 12144 | Urban | Q2 |
| 12147 | Urban | Q2 |
| 12148 | Urban | Q1 |
| 12149 | Urban | Q3 |
| 12150 | Urban | Q1 |
| 12151 | Urban | Q1 |
| 12153 | Urban | Q1 |
| 12154 | Urban | Q1 |
| 12155 | Isolated | Q1 |
| 12156 | Urban | Q1 |
| 12157 | Urban | Q1 |
| 12158 | Urban | Q1 |
| 12159 | Urban | Q1 |
| 12160 | Urban | Q2 |
| 12161 | Urban | Q1 |
| 12164 | Urban | Q1 |
| 12165 | Isolated | Q1 |
| 12166 | Urban | Q2 |
| 12167 | Isolated | Q3 |
| 12168 | Urban | Q2 |
| 12169 | Urban | Q2 |
| 12170 | Urban | Q1 |
| 12172 | Large Rural | Q3 |
| 12173 | Urban | Q2 |
| 12174 | Urban | Q2 |

Appendix D. List of 5-Digit Zip Codes and Mapping to Urban and Socioeconomic Status Categories

| 5-Digit Zip Code | Rural/Urban Categorization | SES Quartile |
|------------------|----------------------------|--------------|
| 12175 | Urban | Q2 |
| 12176 | Urban | Q1 |
| 12177 | Urban | Q1 |
| 12180 | Urban | Q4 |
| 12181 | Urban | Q4 |
| 12182 | Urban | Q4 |
| 12183 | Urban | Q3 |
| 12184 | Urban | Q1 |
| 12185 | Urban | Q1 |
| 12186 | Urban | Q1 |
| 12187 | Urban | Q1 |
| 12188 | Urban | Q2 |
| 12189 | Urban | Q3 |
| 12190 | Large Rural | Q2 |
| 12192 | Urban | Q1 |
| 12193 | Urban | Q1 |
| 12194 | Urban | Q2 |
| 12195 | Urban | Q1 |
| 12196 | Urban | Q1 |
| 12197 | Isolated | Q2 |
| 12198 | Urban | Q1 |
| 12201 | Urban | Q4 |
| 12202 | Urban | Q4 |
| 12203 | Urban | Q3 |
| 12204 | Urban | Q3 |
| 12205 | Urban | Q2 |
| 12206 | Urban | Q4 |
| 12207 | Urban | Q4 |
| 12208 | Urban | Q3 |
| 12209 | Urban | Q4 |
| 12210 | Urban | Q3 |
| 12211 | Urban | Q1 |
| 12212 | Urban | Q2 |
| 12214 | Urban | Q4 |
| 12220 | Urban | Q3 |
| 12222 | Urban | Q1 |
| 12223 | Urban | Q4 |
| 12224 | Urban | Q4 |
| 12225 | Urban | Q4 |
| 12226 | Urban | Q3 |
| 12227 | Urban | Q4 |
| 12228 | Urban | Q4 |
| 12229 | Urban | Q3 |
| 12230 | Urban | Q4 |

Appendix D. List of 5-Digit Zip Codes and Mapping to Urban and Socioeconomic Status Categories

| 5-Digit Zip Code | Rural/Urban Categorization | SES Quartile |
|------------------|----------------------------|--------------|
| 12231 | Urban | Q3 |
| 12232 | Urban | Q3 |
| 12233 | Urban | Q4 |
| 12234 | Urban | Q4 |
| 12235 | Urban | Q2 |
| 12236 | Urban | Q4 |
| 12237 | Urban | Q4 |
| 12238 | Urban | Q4 |
| 12239 | Urban | Q4 |
| 12240 | Urban | Q3 |
| 12241 | Urban | Q4 |
| 12242 | Urban | Q4 |
| 12243 | Urban | Q4 |
| 12244 | Urban | Q4 |
| 12245 | Urban | Q4 |
| 12246 | Urban | Q1 |
| 12247 | Urban | Q4 |
| 12248 | Urban | Q4 |
| 12249 | Urban | Q4 |
| 12250 | Urban | Q3 |
| 12255 | Urban | Q4 |
| 12257 | Urban | Q4 |
| 12260 | Urban | Q4 |
| 12261 | Urban | Q4 |
| 12288 | Urban | Q2 |
| 12301 | Urban | Q4 |
| 12302 | Urban | Q1 |
| 12303 | Urban | Q2 |
| 12304 | Urban | Q3 |
| 12305 | Urban | Q4 |
| 12306 | Urban | Q2 |
| 12307 | Urban | Q4 |
| 12308 | Urban | Q4 |
| 12309 | Urban | Q1 |
| 12325 | Urban | Q1 |
| 12345 | Urban | Q1 |
| 12401 | Urban | Q4 |
| 12402 | Urban | Q4 |
| 12404 | Isolated | Q1 |
| 12405 | Urban | Q1 |
| 12406 | Isolated | Q3 |
| 12407 | Isolated | Q1 |
| 12409 | Isolated | Q1 |
| 12410 | Isolated | Q1 |

Appendix D. List of 5-Digit Zip Codes and Mapping to Urban and Socioeconomic Status Categories

| 5-Digit Zip Code | Rural/Urban Categorization | SES Quartile |
|------------------|----------------------------|--------------|
| 12411 | Urban | Q1 |
| 12412 | Urban | Q4 |
| 12413 | Urban | Q4 |
| 12414 | Small Rural | Q3 |
| 12416 | Isolated | Q1 |
| 12417 | Urban | Q2 |
| 12418 | Urban | Q3 |
| 12419 | Urban | Q3 |
| 12420 | Small Rural | Q1 |
| 12421 | Isolated | Q2 |
| 12422 | Urban | Q2 |
| 12423 | Urban | Q2 |
| 12424 | Isolated | Q1 |
| 12427 | Isolated | Q1 |
| 12428 | Small Rural | Q4 |
| 12429 | Urban | Q1 |
| 12430 | Isolated | Q3 |
| 12431 | Urban | Q2 |
| 12432 | Urban | Q2 |
| 12433 | Urban | Q1 |
| 12434 | Large Rural | Q3 |
| 12435 | Small Rural | Q3 |
| 12436 | Isolated | Q1 |
| 12438 | Isolated | Q1 |
| 12439 | Isolated | Q1 |
| 12440 | Urban | Q2 |
| 12441 | Isolated | Q1 |
| 12442 | Isolated | Q3 |
| 12443 | Urban | Q1 |
| 12444 | Isolated | Q1 |
| 12446 | Isolated | Q2 |
| 12448 | Isolated | Q1 |
| 12449 | Urban | Q3 |
| 12450 | Isolated | Q1 |
| 12451 | Urban | Q1 |
| 12452 | Isolated | Q2 |
| 12453 | Urban | Q2 |
| 12454 | Isolated | Q2 |
| 12455 | Isolated | Q3 |
| 12456 | Urban | Q2 |
| 12457 | Isolated | Q3 |
| 12458 | Small Rural | Q3 |
| 12459 | Isolated | Q1 |
| 12460 | Urban | Q2 |

Appendix D. List of 5-Digit Zip Codes and Mapping to Urban and Socioeconomic Status Categories

| 5-Digit Zip Code | Rural/Urban Categorization | SES Quartile |
|------------------|----------------------------|--------------|
| 12461 | Urban | Q2 |
| 12463 | Urban | Q1 |
| 12464 | Isolated | Q2 |
| 12465 | Isolated | Q1 |
| 12466 | Urban | Q1 |
| 12468 | Isolated | Q2 |
| 12469 | Urban | Q2 |
| 12470 | Urban | Q1 |
| 12471 | Urban | Q2 |
| 12472 | Urban | Q2 |
| 12473 | Urban | Q1 |
| 12474 | Isolated | Q3 |
| 12475 | Urban | Q1 |
| 12477 | Urban | Q2 |
| 12480 | Isolated | Q1 |
| 12481 | Urban | Q1 |
| 12482 | Urban | Q4 |
| 12483 | Small Rural | Q2 |
| 12484 | Urban | Q1 |
| 12485 | Isolated | Q2 |
| 12486 | Urban | Q1 |
| 12487 | Urban | Q2 |
| 12489 | Small Rural | Q2 |
| 12490 | Urban | Missing |
| 12491 | Urban | Q1 |
| 12492 | Isolated | Q1 |
| 12493 | Urban | Q1 |
| 12494 | Urban | Q1 |
| 12495 | Isolated | Q2 |
| 12496 | Isolated | Q2 |
| 12498 | Isolated | Q1 |
| 12501 | Isolated | Q2 |
| 12502 | Isolated | Q2 |
| 12503 | Isolated | Q2 |
| 12504 | Small Rural | Q2 |
| 12506 | Urban | Q1 |
| 12507 | Small Rural | Q1 |
| 12508 | Urban | Q3 |
| 12510 | Urban | Q1 |
| 12511 | Urban | Q2 |
| 12512 | Urban | Q1 |
| 12513 | Large Rural | Q2 |
| 12514 | Urban | Q1 |
| 12515 | Urban | Q3 |

Appendix D. List of 5-Digit Zip Codes and Mapping to Urban and Socioeconomic Status Categories

| 5-Digit Zip Code | Rural/Urban Categorization | SES Quartile |
|------------------|----------------------------|--------------|
| 12516 | Urban | Q2 |
| 12517 | Urban | Q2 |
| 12518 | Urban | Q1 |
| 12520 | Urban | Q1 |
| 12521 | Large Rural | Q1 |
| 12522 | Urban | Q2 |
| 12523 | Isolated | Q2 |
| 12524 | Urban | Q2 |
| 12525 | Urban | Q1 |
| 12526 | Large Rural | Q2 |
| 12527 | Urban | Q1 |
| 12528 | Urban | Q2 |
| 12529 | Isolated | Q2 |
| 12530 | Large Rural | Q2 |
| 12531 | Urban | Q1 |
| 12533 | Urban | Q1 |
| 12534 | Large Rural | Q3 |
| 12537 | Urban | Q2 |
| 12538 | Urban | Q2 |
| 12540 | Urban | Q1 |
| 12541 | Isolated | Q2 |
| 12542 | Urban | Q2 |
| 12543 | Urban | Q3 |
| 12544 | Large Rural | Q4 |
| 12545 | Urban | Q2 |
| 12546 | Isolated | Q3 |
| 12547 | Urban | Q2 |
| 12548 | Urban | Q2 |
| 12549 | Urban | Q1 |
| 12550 | Urban | Q4 |
| 12551 | Urban | Q4 |
| 12552 | Urban | Q4 |
| 12553 | Urban | Q2 |
| 12555 | Urban | Q4 |
| 12561 | Urban | Q2 |
| 12563 | Urban | Q2 |
| 12564 | Urban | Q2 |
| 12565 | Large Rural | Q4 |
| 12566 | Urban | Q1 |
| 12567 | Isolated | Q2 |
| 12568 | Urban | Q2 |
| 12569 | Urban | Q2 |
| 12570 | Urban | Q1 |
| 12571 | Small Rural | Q1 |

Appendix D. List of 5-Digit Zip Codes and Mapping to Urban and Socioeconomic Status Categories

| 5-Digit Zip Code | Rural/Urban Categorization | SES Quartile |
|------------------|----------------------------|--------------|
| 12572 | Urban | Q1 |
| 12574 | Isolated | Q1 |
| 12575 | Urban | Q1 |
| 12577 | Urban | Q1 |
| 12578 | Urban | Q1 |
| 12580 | Urban | Q2 |
| 12581 | Urban | Q1 |
| 12582 | Urban | Q1 |
| 12583 | Small Rural | Q2 |
| 12584 | Urban | Q2 |
| 12585 | Urban | Q1 |
| 12586 | Urban | Q2 |
| 12588 | Urban | Q1 |
| 12589 | Urban | Q2 |
| 12590 | Urban | Q2 |
| 12592 | Isolated | Q2 |
| 12594 | Urban | Q2 |
| 12601 | Urban | Q4 |
| 12602 | Urban | Q4 |
| 12603 | Urban | Q2 |
| 12604 | Urban | Q1 |
| 12701 | Small Rural | Q4 |
| 12719 | Urban | Q2 |
| 12720 | Small Rural | Q2 |
| 12721 | Urban | Q2 |
| 12722 | Urban | Q2 |
| 12723 | Isolated | Q2 |
| 12724 | Small Rural | Q1 |
| 12725 | Isolated | Q1 |
| 12726 | Isolated | Q1 |
| 12727 | Isolated | Q1 |
| 12729 | Large Rural | Q3 |
| 12732 | Urban | Q2 |
| 12733 | Small Rural | Q4 |
| 12734 | Isolated | Q2 |
| 12736 | Isolated | Q1 |
| 12737 | Urban | Q1 |
| 12738 | Isolated | Q1 |
| 12740 | Isolated | Q2 |
| 12741 | Isolated | Q2 |
| 12742 | Small Rural | Q2 |
| 12743 | Urban | Q2 |
| 12745 | Isolated | Q1 |
| 12746 | Large Rural | Q1 |

Appendix D. List of 5-Digit Zip Codes and Mapping to Urban and Socioeconomic Status Categories

| 5-Digit Zip Code | Rural/Urban Categorization | SES Quartile |
|------------------|----------------------------|--------------|
| 12747 | Small Rural | Q3 |
| 12748 | Small Rural | Q2 |
| 12749 | Small Rural | Q2 |
| 12750 | Isolated | Q2 |
| 12751 | Small Rural | Q4 |
| 12752 | Isolated | Q1 |
| 12754 | Small Rural | Q4 |
| 12758 | Isolated | Q3 |
| 12759 | Small Rural | Q4 |
| 12760 | Isolated | Q2 |
| 12762 | Small Rural | Q3 |
| 12763 | Isolated | Q1 |
| 12764 | Urban | Q2 |
| 12765 | Isolated | Q2 |
| 12766 | Small Rural | Q1 |
| 12767 | Isolated | Q1 |
| 12768 | Isolated | Q3 |
| 12769 | Urban | Q2 |
| 12770 | Urban | Q1 |
| 12771 | Large Rural | Q3 |
| 12775 | Small Rural | Q1 |
| 12776 | Isolated | Q1 |
| 12777 | Small Rural | Q1 |
| 12778 | Small Rural | Q2 |
| 12779 | Small Rural | Q4 |
| 12780 | Large Rural | Q3 |
| 12781 | Urban | Q2 |
| 12783 | Small Rural | Q3 |
| 12784 | Small Rural | Q3 |
| 12785 | Large Rural | Q2 |
| 12786 | Small Rural | Q3 |
| 12787 | Isolated | Q2 |
| 12788 | Small Rural | Q3 |
| 12789 | Isolated | Q3 |
| 12790 | Urban | Q2 |
| 12791 | Small Rural | Q3 |
| 12792 | Urban | Q2 |
| 12801 | Urban | Q3 |
| 12803 | Urban | Q2 |
| 12804 | Urban | Q2 |
| 12808 | Isolated | Q1 |
| 12809 | Urban | Q1 |
| 12810 | Urban | Q2 |
| 12811 | Isolated | Q1 |

Appendix D. List of 5-Digit Zip Codes and Mapping to Urban and Socioeconomic Status Categories

| 5-Digit Zip Code | Rural/Urban Categorization | SES Quartile |
|------------------|----------------------------|--------------|
| 12812 | Isolated | Q1 |
| 12814 | Urban | Q1 |
| 12815 | Isolated | Q1 |
| 12816 | Urban | Q2 |
| 12817 | Isolated | Q1 |
| 12819 | Urban | Q2 |
| 12820 | Urban | Q1 |
| 12821 | Urban | Q3 |
| 12822 | Urban | Q2 |
| 12823 | Small Rural | Q3 |
| 12824 | Urban | Q1 |
| 12827 | Urban | Q1 |
| 12828 | Urban | Q2 |
| 12831 | Urban | Q1 |
| 12832 | Urban | Q3 |
| 12833 | Urban | Q2 |
| 12834 | Small Rural | Q1 |
| 12835 | Urban | Q2 |
| 12836 | Isolated | Q1 |
| 12837 | Isolated | Q1 |
| 12838 | Urban | Q1 |
| 12839 | Urban | Q3 |
| 12841 | Urban | Q1 |
| 12842 | Isolated | Q2 |
| 12843 | Isolated | Q2 |
| 12844 | Urban | Q1 |
| 12845 | Urban | Q1 |
| 12846 | Urban | Q2 |
| 12847 | Isolated | Q2 |
| 12848 | Small Rural | Q1 |
| 12849 | Urban | Q1 |
| 12850 | Urban | Q1 |
| 12851 | Isolated | Q2 |
| 12852 | Isolated | Q1 |
| 12853 | Isolated | Q2 |
| 12854 | Urban | Q3 |
| 12855 | Isolated | Q2 |
| 12856 | Isolated | Q1 |
| 12857 | Isolated | Q1 |
| 12858 | Isolated | Q2 |
| 12859 | Urban | Q1 |
| 12860 | Isolated | Q2 |
| 12861 | Urban | Q1 |
| 12862 | Isolated | Q1 |

Appendix D. List of 5-Digit Zip Codes and Mapping to Urban and Socioeconomic Status Categories

| 5-Digit Zip Code | Rural/Urban Categorization | SES Quartile |
|------------------|----------------------------|--------------|
| 12863 | Urban | Q1 |
| 12864 | Isolated | Q1 |
| 12865 | Isolated | Q2 |
| 12866 | Urban | Q1 |
| 12870 | Isolated | Q1 |
| 12871 | Urban | Q2 |
| 12872 | Isolated | Q1 |
| 12873 | Isolated | Q1 |
| 12874 | Isolated | Q1 |
| 12878 | Urban | Q2 |
| 12879 | Isolated | Q1 |
| 12883 | Small Rural | Q3 |
| 12884 | Urban | Q2 |
| 12885 | Urban | Q2 |
| 12886 | Isolated | Q1 |
| 12887 | Isolated | Q3 |
| 12901 | Large Rural | Q3 |
| 12903 | Large Rural | Q2 |
| 12910 | Large Rural | Q2 |
| 12911 | Large Rural | Q1 |
| 12912 | Large Rural | Q2 |
| 12913 | Isolated | Q1 |
| 12914 | Isolated | Q3 |
| 12915 | Isolated | Q3 |
| 12916 | Large Rural | Q3 |
| 12917 | Isolated | Q2 |
| 12918 | Large Rural | Q1 |
| 12919 | Isolated | Q3 |
| 12920 | Isolated | Q3 |
| 12921 | Large Rural | Q1 |
| 12922 | Isolated | Q2 |
| 12923 | Large Rural | Q3 |
| 12924 | Large Rural | Q3 |
| 12926 | Isolated | Q2 |
| 12927 | Isolated | Q1 |
| 12928 | Isolated | Q2 |
| 12929 | Large Rural | Q4 |
| 12930 | Isolated | Q2 |
| 12932 | Isolated | Q2 |
| 12933 | Large Rural | Q1 |
| 12934 | Large Rural | Q3 |
| 12935 | Large Rural | Q3 |
| 12936 | Large Rural | Q2 |
| 12937 | Isolated | Q3 |

Appendix D. List of 5-Digit Zip Codes and Mapping to Urban and Socioeconomic Status Categories

| 5-Digit Zip Code | Rural/Urban Categorization | SES Quartile |
|------------------|----------------------------|--------------|
| 12939 | Isolated | Q1 |
| 12941 | Isolated | Q2 |
| 12942 | Isolated | Q1 |
| 12943 | Isolated | Q2 |
| 12944 | Large Rural | Q3 |
| 12945 | Small Rural | Q1 |
| 12946 | Small Rural | Q2 |
| 12949 | Small Rural | Q3 |
| 12950 | Large Rural | Q2 |
| 12952 | Large Rural | Q3 |
| 12953 | Large Rural | Q3 |
| 12955 | Large Rural | Q2 |
| 12956 | Urban | Q2 |
| 12957 | Large Rural | Q3 |
| 12958 | Large Rural | Q3 |
| 12959 | Large Rural | Q2 |
| 12960 | Urban | Q1 |
| 12961 | Urban | Q1 |
| 12962 | Large Rural | Q1 |
| 12964 | Isolated | Q1 |
| 12965 | Small Rural | Q2 |
| 12966 | Large Rural | Q3 |
| 12967 | Small Rural | Q3 |
| 12969 | Large Rural | Q2 |
| 12970 | Isolated | Q2 |
| 12972 | Large Rural | Q1 |
| 12973 | Isolated | Q1 |
| 12974 | Urban | Q3 |
| 12975 | Large Rural | Q1 |
| 12976 | Isolated | Q1 |
| 12977 | Small Rural | Q1 |
| 12978 | Large Rural | Q4 |
| 12979 | Isolated | Q2 |
| 12980 | Isolated | Q3 |
| 12981 | Large Rural | Q1 |
| 12983 | Small Rural | Q3 |
| 12985 | Large Rural | Q2 |
| 12986 | Small Rural | Q3 |
| 12987 | Isolated | Q2 |
| 12989 | Isolated | Q1 |
| 12992 | Large Rural | Q3 |
| 12993 | Isolated | Q2 |
| 12995 | Large Rural | Q3 |
| 12996 | Isolated | Q2 |

Appendix D. List of 5-Digit Zip Codes and Mapping to Urban and Socioeconomic Status Categories

| 5-Digit Zip Code | Rural/Urban Categorization | SES Quartile |
|------------------|----------------------------|--------------|
| 12997 | Isolated | Q2 |
| 12998 | Urban | Q2 |
| 13020 | Urban | Q3 |
| 13021 | Large Rural | Q3 |
| 13022 | Large Rural | Q3 |
| 13024 | Large Rural | Q1 |
| 13026 | Isolated | Q2 |
| 13027 | Urban | Q1 |
| 13028 | Urban | Q3 |
| 13029 | Urban | Q2 |
| 13030 | Urban | Q2 |
| 13031 | Urban | Q1 |
| 13032 | Large Rural | Q2 |
| 13033 | Urban | Q1 |
| 13034 | Large Rural | Q1 |
| 13035 | Urban | Q1 |
| 13036 | Urban | Q3 |
| 13037 | Urban | Q1 |
| 13039 | Urban | Q1 |
| 13040 | Large Rural | Q2 |
| 13041 | Urban | Q1 |
| 13042 | Urban | Q2 |
| 13043 | Large Rural | Q2 |
| 13044 | Urban | Q1 |
| 13045 | Large Rural | Q3 |
| 13051 | Urban | Q3 |
| 13052 | Small Rural | Q2 |
| 13053 | Urban | Q1 |
| 13054 | Large Rural | Q3 |
| 13056 | Large Rural | Q2 |
| 13057 | Urban | Q2 |
| 13060 | Urban | Q2 |
| 13061 | Isolated | Q1 |
| 13062 | Urban | Q1 |
| 13063 | Urban | Q1 |
| 13064 | Urban | Q1 |
| 13065 | Large Rural | Q2 |
| 13066 | Urban | Q1 |
| 13068 | Urban | Q1 |
| 13069 | Large Rural | Q3 |
| 13071 | Isolated | Q2 |
| 13072 | Small Rural | Q2 |
| 13073 | Urban | Q2 |
| 13074 | Large Rural | Q3 |

Appendix D. List of 5-Digit Zip Codes and Mapping to Urban and Socioeconomic Status Categories

| 5-Digit Zip Code | Rural/Urban Categorization | SES Quartile |
|------------------|----------------------------|--------------|
| 13076 | Urban | Q2 |
| 13077 | Large Rural | Q2 |
| 13078 | Urban | Q1 |
| 13080 | Urban | Q1 |
| 13081 | Isolated | Q1 |
| 13082 | Urban | Q1 |
| 13083 | Urban | Q2 |
| 13084 | Urban | Q1 |
| 13087 | Large Rural | Q1 |
| 13088 | Urban | Q2 |
| 13089 | Urban | Q2 |
| 13090 | Urban | Q2 |
| 13092 | Large Rural | Q2 |
| 13093 | Large Rural | Q3 |
| 13101 | Large Rural | Q2 |
| 13102 | Urban | Q1 |
| 13103 | Urban | Q3 |
| 13104 | Urban | Q1 |
| 13107 | Urban | Q3 |
| 13108 | Urban | Q1 |
| 13110 | Urban | Q1 |
| 13111 | Urban | Q2 |
| 13112 | Urban | Q2 |
| 13113 | Urban | Q1 |
| 13114 | Urban | Q3 |
| 13115 | Large Rural | Q3 |
| 13116 | Urban | Q1 |
| 13117 | Large Rural | Q3 |
| 13118 | Isolated | Q2 |
| 13119 | Urban | Q1 |
| 13120 | Urban | Q2 |
| 13121 | Urban | Q3 |
| 13122 | Urban | Q1 |
| 13123 | Urban | Q1 |
| 13124 | Isolated | Q1 |
| 13126 | Large Rural | Q3 |
| 13131 | Urban | Q3 |
| 13132 | Urban | Q2 |
| 13134 | Large Rural | Q2 |
| 13135 | Urban | Q3 |
| 13136 | Isolated | Q2 |
| 13137 | Urban | Q1 |
| 13138 | Urban | Missing |
| 13139 | Isolated | Q2 |

Appendix D. List of 5-Digit Zip Codes and Mapping to Urban and Socioeconomic Status Categories

| 5-Digit Zip Code | Rural/Urban Categorization | SES Quartile |
|------------------|----------------------------|--------------|
| 13140 | Large Rural | Q2 |
| 13141 | Large Rural | Q2 |
| 13142 | Isolated | Q3 |
| 13143 | Isolated | Q2 |
| 13144 | Urban | Q3 |
| 13145 | Urban | Q2 |
| 13146 | Large Rural | Q3 |
| 13147 | Large Rural | Q2 |
| 13148 | Large Rural | Q2 |
| 13152 | Urban | Q1 |
| 13153 | Urban | Q2 |
| 13154 | Large Rural | Q3 |
| 13155 | Isolated | Q3 |
| 13156 | Urban | Q2 |
| 13157 | Urban | Q2 |
| 13158 | Large Rural | Q2 |
| 13159 | Urban | Q1 |
| 13160 | Large Rural | Q2 |
| 13162 | Large Rural | Q1 |
| 13163 | Large Rural | Q3 |
| 13164 | Urban | Q1 |
| 13165 | Large Rural | Q2 |
| 13166 | Large Rural | Q2 |
| 13167 | Urban | Q3 |
| 13201 | Urban | Q4 |
| 13202 | Urban | Q4 |
| 13203 | Urban | Q4 |
| 13204 | Urban | Q4 |
| 13205 | Urban | Q4 |
| 13206 | Urban | Q3 |
| 13207 | Urban | Q4 |
| 13208 | Urban | Q4 |
| 13209 | Urban | Q2 |
| 13210 | Urban | Q4 |
| 13211 | Urban | Q3 |
| 13212 | Urban | Q2 |
| 13214 | Urban | Q2 |
| 13215 | Urban | Q1 |
| 13217 | Urban | Q4 |
| 13218 | Urban | Q4 |
| 13219 | Urban | Q1 |
| 13220 | Urban | Q2 |
| 13221 | Urban | Q2 |
| 13224 | Urban | Q3 |

Appendix D. List of 5-Digit Zip Codes and Mapping to Urban and Socioeconomic Status Categories

| 5-Digit Zip Code | Rural/Urban Categorization | SES Quartile |
|------------------|----------------------------|--------------|
| 13225 | Urban | Q2 |
| 13235 | Urban | Q4 |
| 13244 | Urban | Q4 |
| 13250 | Urban | Q2 |
| 13251 | Urban | Q2 |
| 13252 | Urban | Q4 |
| 13261 | Urban | Q4 |
| 13290 | Urban | Missing |
| 13301 | Isolated | Q1 |
| 13302 | Urban | Q3 |
| 13303 | Large Rural | Q1 |
| 13304 | Urban | Q2 |
| 13305 | Urban | Q1 |
| 13308 | Urban | Q2 |
| 13309 | Isolated | Q2 |
| 13310 | Isolated | Q1 |
| 13312 | Urban | Q2 |
| 13313 | Urban | Q3 |
| 13314 | Urban | Q2 |
| 13315 | Isolated | Q1 |
| 13316 | Isolated | Q2 |
| 13317 | Small Rural | Q3 |
| 13318 | Urban | Q1 |
| 13319 | Urban | Q3 |
| 13320 | Isolated | Q2 |
| 13321 | Urban | Q2 |
| 13322 | Urban | Q1 |
| 13323 | Urban | Q1 |
| 13324 | Urban | Q2 |
| 13325 | Isolated | Q1 |
| 13326 | Isolated | Q1 |
| 13327 | Urban | Q1 |
| 13328 | Urban | Q1 |
| 13329 | Isolated | Q3 |
| 13331 | Urban | Q1 |
| 13332 | Small Rural | Q2 |
| 13333 | Isolated | Q1 |
| 13334 | Isolated | Q1 |
| 13335 | Isolated | Q1 |
| 13337 | Isolated | Q1 |
| 13338 | Urban | Q2 |
| 13339 | Small Rural | Q3 |
| 13340 | Urban | Q2 |
| 13341 | Urban | Q1 |

Appendix D. List of 5-Digit Zip Codes and Mapping to Urban and Socioeconomic Status Categories

| 5-Digit Zip Code | Rural/Urban Categorization | SES Quartile |
|------------------|----------------------------|--------------|
| 13342 | Isolated | Q1 |
| 13343 | Small Rural | Q1 |
| 13345 | Urban | Q2 |
| 13346 | Small Rural | Q2 |
| 13348 | Isolated | Q2 |
| 13350 | Urban | Q3 |
| 13352 | Urban | Q3 |
| 13353 | Urban | Q1 |
| 13354 | Urban | Q1 |
| 13355 | Small Rural | Q2 |
| 13357 | Urban | Q3 |
| 13360 | Isolated | Q1 |
| 13361 | Urban | Q1 |
| 13362 | Urban | Q1 |
| 13363 | Large Rural | Q1 |
| 13364 | Urban | Q1 |
| 13365 | Small Rural | Q3 |
| 13367 | Urban | Q2 |
| 13368 | Isolated | Q2 |
| 13401 | Urban | Q2 |
| 13402 | Small Rural | Q2 |
| 13403 | Urban | Q2 |
| 13404 | Small Rural | Q3 |
| 13406 | Urban | Q2 |
| 13407 | Urban | Q2 |
| 13408 | Isolated | Q2 |
| 13409 | Large Rural | Q1 |
| 13410 | Small Rural | Q2 |
| 13411 | Small Rural | Q3 |
| 13413 | Urban | Q1 |
| 13415 | Isolated | Q3 |
| 13416 | Urban | Q2 |
| 13417 | Urban | Q3 |
| 13418 | Urban | Q1 |
| 13420 | Urban | Q1 |
| 13421 | Large Rural | Q3 |
| 13424 | Urban | Q2 |
| 13425 | Urban | Q3 |
| 13426 | Urban | Q3 |
| 13428 | Small Rural | Q3 |
| 13431 | Urban | Q2 |
| 13433 | Urban | Q3 |
| 13435 | Urban | Q2 |
| 13436 | Isolated | Q1 |

Appendix D. List of 5-Digit Zip Codes and Mapping to Urban and Socioeconomic Status Categories

| 5-Digit Zip Code | Rural/Urban Categorization | SES Quartile |
|------------------|----------------------------|--------------|
| 13437 | Urban | Q2 |
| 13438 | Urban | Q1 |
| 13439 | Urban | Q2 |
| 13440 | Large Rural | Q3 |
| 13441 | Large Rural | Q1 |
| 13442 | Large Rural | Q3 |
| 13449 | Large Rural | Q3 |
| 13450 | Isolated | Q3 |
| 13452 | Isolated | Q3 |
| 13454 | Urban | Q2 |
| 13455 | Urban | Q2 |
| 13456 | Urban | Q1 |
| 13457 | Urban | Q3 |
| 13459 | Urban | Q3 |
| 13460 | Isolated | Q2 |
| 13461 | Large Rural | Q1 |
| 13464 | Isolated | Q2 |
| 13465 | Small Rural | Q2 |
| 13468 | Isolated | Q2 |
| 13469 | Urban | Q1 |
| 13470 | Large Rural | Q2 |
| 13471 | Large Rural | Q3 |
| 13472 | Urban | Q1 |
| 13473 | Isolated | Q1 |
| 13475 | Urban | Q1 |
| 13476 | Large Rural | Q2 |
| 13477 | Large Rural | Q1 |
| 13478 | Large Rural | Q2 |
| 13479 | Urban | Q1 |
| 13480 | Urban | Q2 |
| 13482 | Isolated | Q1 |
| 13483 | Large Rural | Q3 |
| 13484 | Isolated | Q1 |
| 13485 | Urban | Q2 |
| 13486 | Large Rural | Q2 |
| 13488 | Isolated | Q2 |
| 13489 | Isolated | Q2 |
| 13490 | Urban | Q1 |
| 13491 | Urban | Q2 |
| 13492 | Urban | Q1 |
| 13493 | Urban | Q3 |
| 13494 | Urban | Q2 |
| 13495 | Urban | Q2 |
| 13501 | Urban | Q4 |

Appendix D. List of 5-Digit Zip Codes and Mapping to Urban and Socioeconomic Status Categories

| 5-Digit Zip Code | Rural/Urban Categorization | SES Quartile |
|------------------|----------------------------|--------------|
| 13502 | Urban | Q4 |
| 13503 | Urban | Q4 |
| 13504 | Urban | Q4 |
| 13505 | Urban | Q4 |
| 13599 | Urban | Q4 |
| 13601 | Urban | Q3 |
| 13602 | Urban | Q2 |
| 13603 | Urban | Q3 |
| 13605 | Urban | Q3 |
| 13606 | Urban | Q2 |
| 13607 | Isolated | Q2 |
| 13608 | Urban | Q3 |
| 13611 | Urban | Q1 |
| 13612 | Urban | Q2 |
| 13613 | Isolated | Q3 |
| 13614 | Isolated | Q1 |
| 13615 | Urban | Q2 |
| 13616 | Urban | Q2 |
| 13617 | Small Rural | Q3 |
| 13618 | Urban | Q1 |
| 13619 | Urban | Q3 |
| 13620 | Urban | Q2 |
| 13621 | Large Rural | Q3 |
| 13622 | Urban | Q2 |
| 13623 | Isolated | Q2 |
| 13624 | Urban | Q2 |
| 13625 | Small Rural | Q2 |
| 13626 | Urban | Q2 |
| 13627 | Urban | Q3 |
| 13628 | Urban | Q3 |
| 13630 | Isolated | Q3 |
| 13631 | Urban | Q3 |
| 13632 | Urban | Q2 |
| 13633 | Isolated | Q2 |
| 13634 | Urban | Q2 |
| 13635 | Small Rural | Q3 |
| 13636 | Urban | Q2 |
| 13637 | Urban | Q3 |
| 13638 | Urban | Q3 |
| 13639 | Isolated | Q1 |
| 13640 | Isolated | Q1 |
| 13641 | Urban | Q1 |
| 13642 | Small Rural | Q4 |
| 13643 | Urban | Missing |

Appendix D. List of 5-Digit Zip Codes and Mapping to Urban and Socioeconomic Status Categories

| 5-Digit Zip Code | Rural/Urban Categorization | SES Quartile |
|------------------|----------------------------|--------------|
| 13645 | Small Rural | Q4 |
| 13646 | Isolated | Q3 |
| 13647 | Small Rural | Q1 |
| 13648 | Urban | Q2 |
| 13649 | Isolated | Q3 |
| 13650 | Urban | Q1 |
| 13651 | Urban | Q1 |
| 13652 | Isolated | Q3 |
| 13654 | Large Rural | Q3 |
| 13655 | Isolated | Q4 |
| 13656 | Urban | Q1 |
| 13657 | Urban | Q2 |
| 13658 | Large Rural | Q2 |
| 13659 | Urban | Q3 |
| 13660 | Isolated | Q3 |
| 13661 | Urban | Q2 |
| 13662 | Large Rural | Q3 |
| 13664 | Isolated | Q1 |
| 13665 | Urban | Q3 |
| 13666 | Isolated | Q4 |
| 13667 | Small Rural | Q3 |
| 13668 | Small Rural | Q2 |
| 13669 | Large Rural | Q3 |
| 13670 | Isolated | Q2 |
| 13671 | Urban | Q3 |
| 13672 | Small Rural | Q3 |
| 13673 | Urban | Q3 |
| 13674 | Urban | Q1 |
| 13675 | Isolated | Q1 |
| 13676 | Small Rural | Q3 |
| 13677 | Small Rural | Q1 |
| 13678 | Small Rural | Q3 |
| 13679 | Isolated | Q2 |
| 13680 | Small Rural | Q3 |
| 13681 | Isolated | Q2 |
| 13682 | Urban | Q1 |
| 13683 | Isolated | Q4 |
| 13684 | Small Rural | Q2 |
| 13685 | Urban | Q2 |
| 13687 | Small Rural | Q2 |
| 13690 | Isolated | Q3 |
| 13691 | Urban | Q2 |
| 13692 | Urban | Q1 |
| 13693 | Urban | Q1 |

Appendix D. List of 5-Digit Zip Codes and Mapping to Urban and Socioeconomic Status Categories

| 5-Digit Zip Code | Rural/Urban Categorization | SES Quartile |
|------------------|----------------------------|--------------|
| 13694 | Isolated | Q1 |
| 13695 | Isolated | Q1 |
| 13696 | Isolated | Q1 |
| 13697 | Isolated | Q2 |
| 13699 | Small Rural | Q3 |
| 13730 | Urban | Q2 |
| 13731 | Small Rural | Q1 |
| 13732 | Urban | Q1 |
| 13733 | Isolated | Q2 |
| 13734 | Urban | Q2 |
| 13736 | Urban | Q2 |
| 13737 | Urban | Q2 |
| 13738 | Large Rural | Q3 |
| 13739 | Isolated | Q2 |
| 13740 | Isolated | Q3 |
| 13743 | Urban | Q2 |
| 13744 | Urban | Q1 |
| 13745 | Urban | Q3 |
| 13746 | Urban | Q2 |
| 13747 | Large Rural | Q2 |
| 13748 | Urban | Q2 |
| 13749 | Urban | Q2 |
| 13750 | Large Rural | Q3 |
| 13751 | Large Rural | Q2 |
| 13752 | Small Rural | Q1 |
| 13753 | Small Rural | Q2 |
| 13754 | Urban | Q3 |
| 13755 | Urban | Q3 |
| 13756 | Isolated | Q2 |
| 13757 | Isolated | Q1 |
| 13758 | Small Rural | Q3 |
| 13760 | Urban | Q2 |
| 13761 | Urban | Q2 |
| 13762 | Urban | Q2 |
| 13763 | Urban | Q2 |
| 13774 | Isolated | Q2 |
| 13775 | Isolated | Q2 |
| 13776 | Isolated | Q3 |
| 13777 | Urban | Q3 |
| 13778 | Urban | Q2 |
| 13780 | Isolated | Q2 |
| 13782 | Small Rural | Q2 |
| 13783 | Isolated | Q2 |
| 13784 | Large Rural | Q2 |

Appendix D. List of 5-Digit Zip Codes and Mapping to Urban and Socioeconomic Status Categories

| 5-Digit Zip Code | Rural/Urban Categorization | SES Quartile |
|------------------|----------------------------|--------------|
| 13786 | Large Rural | Q2 |
| 13787 | Urban | Q3 |
| 13788 | Isolated | Q3 |
| 13790 | Urban | Q3 |
| 13794 | Urban | Q1 |
| 13795 | Urban | Q2 |
| 13796 | Large Rural | Q2 |
| 13797 | Urban | Q2 |
| 13801 | Small Rural | Q3 |
| 13802 | Urban | Q1 |
| 13803 | Large Rural | Q2 |
| 13804 | Urban | Q2 |
| 13806 | Isolated | Q1 |
| 13807 | Large Rural | Q2 |
| 13808 | Isolated | Q1 |
| 13809 | Isolated | Q3 |
| 13810 | Isolated | Q2 |
| 13811 | Urban | Q1 |
| 13812 | Urban | Q2 |
| 13813 | Urban | Q3 |
| 13814 | Small Rural | Q3 |
| 13815 | Small Rural | Q3 |
| 13820 | Large Rural | Q3 |
| 13825 | Large Rural | Q2 |
| 13826 | Urban | Q1 |
| 13827 | Urban | Q2 |
| 13830 | Isolated | Q2 |
| 13832 | Isolated | Q3 |
| 13833 | Urban | Q2 |
| 13834 | Large Rural | Q1 |
| 13835 | Urban | Q3 |
| 13838 | Small Rural | Q3 |
| 13839 | Urban | Q1 |
| 13840 | Urban | Q2 |
| 13841 | Urban | Q2 |
| 13842 | Isolated | Q2 |
| 13843 | Isolated | Q1 |
| 13844 | Isolated | Q2 |
| 13845 | Urban | Q1 |
| 13846 | Isolated | Q1 |
| 13847 | Urban | Q3 |
| 13848 | Urban | Q2 |
| 13849 | Small Rural | Q2 |
| 13850 | Urban | Q1 |

Appendix D. List of 5-Digit Zip Codes and Mapping to Urban and Socioeconomic Status Categories

| 5-Digit Zip Code | Rural/Urban Categorization | SES Quartile |
|------------------|----------------------------|--------------|
| 13851 | Urban | Q1 |
| 13856 | Small Rural | Q4 |
| 13859 | Small Rural | Q2 |
| 13860 | Large Rural | Q1 |
| 13861 | Large Rural | Q2 |
| 13862 | Urban | Q2 |
| 13863 | Large Rural | Q2 |
| 13864 | Urban | Q2 |
| 13865 | Urban | Q1 |
| 13901 | Urban | Q3 |
| 13902 | Urban | Q1 |
| 13903 | Urban | Q3 |
| 13904 | Urban | Q3 |
| 13905 | Urban | Q4 |
| 14001 | Urban | Q1 |
| 14004 | Urban | Q1 |
| 14005 | Urban | Q1 |
| 14006 | Urban | Q2 |
| 14008 | Urban | Q2 |
| 14009 | Small Rural | Q3 |
| 14010 | Urban | Q1 |
| 14011 | Small Rural | Q2 |
| 14012 | Isolated | Q2 |
| 14013 | Urban | Q2 |
| 14020 | Large Rural | Q3 |
| 14021 | Large Rural | Q3 |
| 14024 | Isolated | Q2 |
| 14025 | Urban | Q1 |
| 14026 | Urban | Q1 |
| 14027 | Isolated | Q3 |
| 14028 | Urban | Q1 |
| 14029 | Small Rural | Q3 |
| 14030 | Urban | Q1 |
| 14031 | Urban | Q1 |
| 14032 | Urban | Q1 |
| 14033 | Urban | Q1 |
| 14034 | Urban | Q2 |
| 14035 | Urban | Q1 |
| 14036 | Urban | Q2 |
| 14037 | Urban | Q1 |
| 14038 | Urban | Q1 |
| 14039 | Isolated | Q2 |
| 14040 | Urban | Q1 |
| 14041 | Small Rural | Q3 |

Appendix D. List of 5-Digit Zip Codes and Mapping to Urban and Socioeconomic Status Categories

| 5-Digit Zip Code | Rural/Urban Categorization | SES Quartile |
|------------------|----------------------------|--------------|
| 14042 | Urban | Q3 |
| 14043 | Urban | Q2 |
| 14047 | Urban | Q2 |
| 14048 | Large Rural | Q4 |
| 14051 | Urban | Q1 |
| 14052 | Urban | Q1 |
| 14054 | Isolated | Q1 |
| 14055 | Urban | Q1 |
| 14056 | Large Rural | Q3 |
| 14057 | Urban | Q1 |
| 14058 | Large Rural | Q1 |
| 14059 | Urban | Q1 |
| 14060 | Isolated | Q1 |
| 14061 | Urban | Q3 |
| 14062 | Small Rural | Q2 |
| 14063 | Large Rural | Q2 |
| 14065 | Small Rural | Q3 |
| 14066 | Small Rural | Q1 |
| 14067 | Urban | Q1 |
| 14068 | Urban | Q1 |
| 14069 | Urban | Q1 |
| 14070 | Small Rural | Q3 |
| 14072 | Urban | Q1 |
| 14075 | Urban | Q1 |
| 14080 | Urban | Q1 |
| 14081 | Isolated | Q3 |
| 14082 | Urban | Q1 |
| 14083 | Urban | Q1 |
| 14085 | Urban | Q1 |
| 14086 | Urban | Q1 |
| 14091 | Urban | Q1 |
| 14092 | Urban | Q1 |
| 14094 | Urban | Q2 |
| 14095 | Urban | Q2 |
| 14098 | Isolated | Q2 |
| 14101 | Urban | Q1 |
| 14102 | Urban | Q1 |
| 14103 | Small Rural | Q3 |
| 14105 | Small Rural | Q1 |
| 14107 | Urban | Q1 |
| 14108 | Urban | Q1 |
| 14109 | Urban | Q1 |
| 14110 | Urban | Q1 |
| 14111 | Urban | Q2 |

Appendix D. List of 5-Digit Zip Codes and Mapping to Urban and Socioeconomic Status Categories

| 5-Digit Zip Code | Rural/Urban Categorization | SES Quartile |
|------------------|----------------------------|--------------|
| 14112 | Urban | Missing |
| 14113 | Urban | Q1 |
| 14120 | Urban | Q2 |
| 14125 | Large Rural | Q2 |
| 14126 | Urban | Q2 |
| 14127 | Urban | Q1 |
| 14129 | Small Rural | Q2 |
| 14130 | Isolated | Q3 |
| 14131 | Urban | Q2 |
| 14132 | Urban | Q1 |
| 14133 | Small Rural | Q3 |
| 14134 | Urban | Q2 |
| 14135 | Large Rural | Q2 |
| 14136 | Small Rural | Q3 |
| 14138 | Isolated | Q3 |
| 14139 | Urban | Q1 |
| 14140 | Urban | Q1 |
| 14141 | Urban | Q2 |
| 14143 | Large Rural | Q2 |
| 14144 | Urban | Q1 |
| 14145 | Urban | Q1 |
| 14150 | Urban | Q2 |
| 14151 | Urban | Q2 |
| 14166 | Large Rural | Q4 |
| 14167 | Urban | Q1 |
| 14168 | Small Rural | Q3 |
| 14169 | Urban | Q2 |
| 14170 | Urban | Q1 |
| 14171 | Urban | Q1 |
| 14172 | Urban | Q1 |
| 14173 | Urban | Q1 |
| 14174 | Urban | Q1 |
| 14201 | Urban | Q4 |
| 14202 | Urban | Q4 |
| 14203 | Urban | Q4 |
| 14204 | Urban | Q4 |
| 14205 | Urban | Q4 |
| 14206 | Urban | Q4 |
| 14207 | Urban | Q4 |
| 14208 | Urban | Q4 |
| 14209 | Urban | Q4 |
| 14210 | Urban | Q4 |
| 14211 | Urban | Q4 |
| 14212 | Urban | Q4 |

Appendix D. List of 5-Digit Zip Codes and Mapping to Urban and Socioeconomic Status Categories

| 5-Digit Zip Code | Rural/Urban Categorization | SES Quartile |
|------------------|----------------------------|--------------|
| 14213 | Urban | Q4 |
| 14214 | Urban | Q4 |
| 14215 | Urban | Q4 |
| 14216 | Urban | Q3 |
| 14217 | Urban | Q2 |
| 14218 | Urban | Q4 |
| 14219 | Urban | Q3 |
| 14220 | Urban | Q3 |
| 14221 | Urban | Q1 |
| 14222 | Urban | Q3 |
| 14223 | Urban | Q2 |
| 14224 | Urban | Q1 |
| 14225 | Urban | Q2 |
| 14226 | Urban | Q2 |
| 14227 | Urban | Q2 |
| 14228 | Urban | Q3 |
| 14231 | Urban | Q1 |
| 14233 | Urban | Q4 |
| 14240 | Urban | Q4 |
| 14241 | Urban | Q2 |
| 14260 | Urban | Q3 |
| 14261 | Urban | Q2 |
| 14263 | Urban | Q4 |
| 14264 | Urban | Q4 |
| 14265 | Urban | Q1 |
| 14267 | Urban | Q4 |
| 14269 | Urban | Q2 |
| 14270 | Urban | Q4 |
| 14272 | Urban | Q2 |
| 14273 | Urban | Q4 |
| 14276 | Urban | Q4 |
| 14280 | Urban | Q4 |
| 14301 | Urban | Q4 |
| 14302 | Urban | Q1 |
| 14303 | Urban | Q4 |
| 14304 | Urban | Q2 |
| 14305 | Urban | Q4 |
| 14410 | Urban | Q1 |
| 14411 | Isolated | Q3 |
| 14413 | Isolated | Q2 |
| 14414 | Urban | Q1 |
| 14415 | Small Rural | Q2 |
| 14416 | Urban | Q2 |
| 14418 | Urban | Q1 |

Appendix D. List of 5-Digit Zip Codes and Mapping to Urban and Socioeconomic Status Categories

| 5-Digit Zip Code | Rural/Urban Categorization | SES Quartile |
|------------------|----------------------------|--------------|
| 14420 | Urban | Q3 |
| 14422 | Urban | Q1 |
| 14423 | Urban | Q1 |
| 14424 | Urban | Q2 |
| 14425 | Urban | Q2 |
| 14427 | Isolated | Q2 |
| 14428 | Urban | Q1 |
| 14429 | Urban | Q2 |
| 14430 | Urban | Q3 |
| 14432 | Urban | Q2 |
| 14433 | Isolated | Q3 |
| 14435 | Urban | Q1 |
| 14437 | Small Rural | Q3 |
| 14441 | Isolated | Q4 |
| 14443 | Urban | Q1 |
| 14445 | Urban | Q3 |
| 14449 | Urban | Q2 |
| 14450 | Urban | Q1 |
| 14452 | Urban | Q2 |
| 14453 | Urban | Q1 |
| 14454 | Small Rural | Q3 |
| 14456 | Large Rural | Q3 |
| 14461 | Urban | Q1 |
| 14462 | Urban | Q2 |
| 14463 | Large Rural | Q3 |
| 14464 | Urban | Q1 |
| 14466 | Urban | Q1 |
| 14467 | Urban | Q2 |
| 14468 | Urban | Q1 |
| 14469 | Urban | Q1 |
| 14470 | Urban | Q2 |
| 14471 | Urban | Q1 |
| 14472 | Urban | Q1 |
| 14475 | Urban | Q1 |
| 14476 | Urban | Q2 |
| 14477 | Urban | Q1 |
| 14478 | Small Rural | Q1 |
| 14479 | Small Rural | Q3 |
| 14480 | Urban | Q4 |
| 14481 | Urban | Q3 |
| 14482 | Urban | Q2 |
| 14485 | Urban | Q1 |
| 14486 | Urban | Q1 |
| 14487 | Urban | Q1 |

Appendix D. List of 5-Digit Zip Codes and Mapping to Urban and Socioeconomic Status Categories

| 5-Digit Zip Code | Rural/Urban Categorization | SES Quartile |
|------------------|----------------------------|--------------|
| 14488 | Urban | Q1 |
| 14489 | Large Rural | Q3 |
| 14502 | Urban | Q1 |
| 14504 | Urban | Q2 |
| 14505 | Urban | Q1 |
| 14506 | Urban | Q1 |
| 14507 | Urban | Q2 |
| 14508 | Urban | Q1 |
| 14510 | Small Rural | Q4 |
| 14511 | Urban | Q1 |
| 14512 | Urban | Q2 |
| 14513 | Large Rural | Q3 |
| 14514 | Urban | Q2 |
| 14515 | Urban | Q1 |
| 14516 | Isolated | Q2 |
| 14517 | Isolated | Q3 |
| 14518 | Urban | Q2 |
| 14519 | Urban | Q1 |
| 14520 | Urban | Q1 |
| 14521 | Isolated | Q2 |
| 14522 | Urban | Q2 |
| 14525 | Isolated | Q1 |
| 14526 | Urban | Q1 |
| 14527 | Small Rural | Q3 |
| 14529 | Isolated | Q1 |
| 14530 | Small Rural | Q2 |
| 14532 | Urban | Q2 |
| 14533 | Urban | Q1 |
| 14534 | Urban | Q1 |
| 14536 | Isolated | Q2 |
| 14537 | Urban | Q3 |
| 14538 | Urban | Q2 |
| 14539 | Urban | Q1 |
| 14541 | Large Rural | Q3 |
| 14542 | Large Rural | Q3 |
| 14543 | Urban | Q1 |
| 14544 | Urban | Q2 |
| 14545 | Urban | Q1 |
| 14546 | Urban | Q2 |
| 14547 | Urban | Q1 |
| 14548 | Urban | Q2 |
| 14549 | Isolated | Q1 |
| 14550 | Small Rural | Q2 |
| 14551 | Urban | Q3 |

Appendix D. List of 5-Digit Zip Codes and Mapping to Urban and Socioeconomic Status Categories

| 5-Digit Zip Code | Rural/Urban Categorization | SES Quartile |
|------------------|----------------------------|--------------|
| 14555 | Urban | Q2 |
| 14556 | Small Rural | Q3 |
| 14557 | Urban | Q1 |
| 14558 | Urban | Q1 |
| 14559 | Urban | Q1 |
| 14560 | Urban | Q2 |
| 14561 | Urban | Q1 |
| 14563 | Urban | Q1 |
| 14564 | Urban | Q1 |
| 14568 | Urban | Q1 |
| 14569 | Small Rural | Q3 |
| 14571 | Urban | Q1 |
| 14572 | Isolated | Q3 |
| 14580 | Urban | Q1 |
| 14585 | Urban | Q2 |
| 14586 | Urban | Q1 |
| 14588 | Large Rural | Q1 |
| 14589 | Urban | Q2 |
| 14590 | Isolated | Q3 |
| 14591 | Isolated | Q1 |
| 14592 | Urban | Q1 |
| 14602 | Urban | Q3 |
| 14603 | Urban | Q4 |
| 14604 | Urban | Q4 |
| 14605 | Urban | Q4 |
| 14606 | Urban | Q4 |
| 14607 | Urban | Q3 |
| 14608 | Urban | Q4 |
| 14609 | Urban | Q4 |
| 14610 | Urban | Q2 |
| 14611 | Urban | Q4 |
| 14612 | Urban | Q1 |
| 14613 | Urban | Q4 |
| 14614 | Urban | Q4 |
| 14615 | Urban | Q4 |
| 14616 | Urban | Q3 |
| 14617 | Urban | Q1 |
| 14618 | Urban | Q1 |
| 14619 | Urban | Q4 |
| 14620 | Urban | Q3 |
| 14621 | Urban | Q4 |
| 14622 | Urban | Q2 |
| 14623 | Urban | Q3 |
| 14624 | Urban | Q1 |

Appendix D. List of 5-Digit Zip Codes and Mapping to Urban and Socioeconomic Status Categories

| 5-Digit Zip Code | Rural/Urban Categorization | SES Quartile |
|------------------|----------------------------|--------------|
| 14625 | Urban | Q1 |
| 14626 | Urban | Q1 |
| 14627 | Urban | Q1 |
| 14638 | Urban | Q4 |
| 14639 | Urban | Q4 |
| 14642 | Urban | Q3 |
| 14643 | Urban | Q4 |
| 14644 | Urban | Q4 |
| 14646 | Urban | Q4 |
| 14647 | Urban | Q4 |
| 14649 | Urban | Q4 |
| 14650 | Urban | Q4 |
| 14651 | Urban | Q4 |
| 14652 | Urban | Q4 |
| 14653 | Urban | Q1 |
| 14692 | Urban | Q3 |
| 14694 | Urban | Q4 |
| 14701 | Large Rural | Q3 |
| 14702 | Large Rural | Q3 |
| 14706 | Small Rural | Q2 |
| 14707 | Small Rural | Q1 |
| 14708 | Small Rural | Q1 |
| 14709 | Isolated | Q3 |
| 14710 | Large Rural | Q1 |
| 14711 | Isolated | Q3 |
| 14712 | Large Rural | Q1 |
| 14714 | Isolated | Q2 |
| 14715 | Large Rural | Q3 |
| 14716 | Large Rural | Q3 |
| 14717 | Isolated | Q1 |
| 14718 | Large Rural | Q2 |
| 14719 | Isolated | Q3 |
| 14720 | Large Rural | Q4 |
| 14721 | Large Rural | Q2 |
| 14722 | Isolated | Q1 |
| 14723 | Large Rural | Q2 |
| 14724 | Isolated | Q2 |
| 14726 | Isolated | Q4 |
| 14727 | Isolated | Q2 |
| 14728 | Large Rural | Q2 |
| 14729 | Urban | Q1 |
| 14730 | Large Rural | Q3 |
| 14731 | Isolated | Q1 |
| 14732 | Large Rural | Q1 |

Appendix D. List of 5-Digit Zip Codes and Mapping to Urban and Socioeconomic Status Categories

| 5-Digit Zip Code | Rural/Urban Categorization | SES Quartile |
|------------------|----------------------------|--------------|
| 14733 | Large Rural | Q3 |
| 14735 | Isolated | Q3 |
| 14736 | Isolated | Q1 |
| 14737 | Urban | Q3 |
| 14738 | Large Rural | Q2 |
| 14739 | Small Rural | Q3 |
| 14740 | Large Rural | Q2 |
| 14741 | Large Rural | Q2 |
| 14742 | Large Rural | Q1 |
| 14743 | Large Rural | Q3 |
| 14744 | Isolated | Q2 |
| 14745 | Isolated | Q3 |
| 14747 | Large Rural | Q2 |
| 14748 | Small Rural | Q4 |
| 14750 | Large Rural | Q1 |
| 14751 | Isolated | Q4 |
| 14752 | Large Rural | Q1 |
| 14753 | Small Rural | Q2 |
| 14754 | Large Rural | Q3 |
| 14755 | Isolated | Q2 |
| 14756 | Large Rural | Q1 |
| 14757 | Isolated | Q2 |
| 14758 | Large Rural | Q4 |
| 14760 | Large Rural | Q3 |
| 14766 | Isolated | Q3 |
| 14767 | Large Rural | Q4 |
| 14769 | Large Rural | Q3 |
| 14770 | Large Rural | Q2 |
| 14772 | Large Rural | Q3 |
| 14774 | Large Rural | Q4 |
| 14775 | Isolated | Q2 |
| 14777 | Isolated | Q2 |
| 14778 | Small Rural | Q1 |
| 14779 | Small Rural | Q4 |
| 14781 | Isolated | Q2 |
| 14782 | Large Rural | Q3 |
| 14783 | Large Rural | Q3 |
| 14784 | Large Rural | Q3 |
| 14785 | Large Rural | Q1 |
| 14786 | Isolated | Q2 |
| 14787 | Small Rural | Q2 |
| 14788 | Large Rural | Q4 |
| 14801 | Large Rural | Q3 |
| 14802 | Small Rural | Q3 |

Appendix D. List of 5-Digit Zip Codes and Mapping to Urban and Socioeconomic Status Categories

| 5-Digit Zip Code | Rural/Urban Categorization | SES Quartile |
|------------------|----------------------------|--------------|
| 14803 | Small Rural | Q2 |
| 14804 | Small Rural | Q1 |
| 14805 | Isolated | Q1 |
| 14806 | Small Rural | Q2 |
| 14807 | Large Rural | Q2 |
| 14808 | Isolated | Q2 |
| 14809 | Isolated | Q2 |
| 14810 | Small Rural | Q3 |
| 14812 | Urban | Q2 |
| 14813 | Small Rural | Q2 |
| 14814 | Urban | Q1 |
| 14815 | Small Rural | Q2 |
| 14816 | Urban | Q1 |
| 14817 | Urban | Q1 |
| 14818 | Urban | Q1 |
| 14819 | Large Rural | Q3 |
| 14820 | Large Rural | Q3 |
| 14821 | Large Rural | Q2 |
| 14822 | Large Rural | Q2 |
| 14823 | Large Rural | Q3 |
| 14824 | Isolated | Q1 |
| 14825 | Urban | Q1 |
| 14826 | Isolated | Q3 |
| 14827 | Large Rural | Q3 |
| 14830 | Large Rural | Q3 |
| 14831 | Large Rural | Q3 |
| 14836 | Isolated | Q1 |
| 14837 | Isolated | Q3 |
| 14838 | Urban | Q1 |
| 14839 | Isolated | Q1 |
| 14840 | Isolated | Q1 |
| 14841 | Urban | Q1 |
| 14842 | Isolated | Q2 |
| 14843 | Large Rural | Q3 |
| 14845 | Urban | Q1 |
| 14846 | Isolated | Q1 |
| 14847 | Urban | Q2 |
| 14850 | Urban | Q3 |
| 14851 | Urban | Q3 |
| 14852 | Urban | Q3 |
| 14853 | Urban | Q1 |
| 14854 | Urban | Q1 |
| 14855 | Isolated | Q3 |
| 14856 | Small Rural | Q2 |

Appendix D. List of 5-Digit Zip Codes and Mapping to Urban and Socioeconomic Status Categories

| 5-Digit Zip Code | Rural/Urban Categorization | SES Quartile |
|------------------|----------------------------|--------------|
| 14857 | Isolated | Q3 |
| 14858 | Urban | Q2 |
| 14859 | Large Rural | Q1 |
| 14860 | Isolated | Q2 |
| 14861 | Urban | Q1 |
| 14863 | Urban | Q2 |
| 14864 | Urban | Q2 |
| 14865 | Isolated | Q3 |
| 14867 | Urban | Q3 |
| 14869 | Isolated | Q2 |
| 14870 | Large Rural | Q2 |
| 14871 | Urban | Q1 |
| 14872 | Urban | Q2 |
| 14873 | Isolated | Q2 |
| 14874 | Small Rural | Q1 |
| 14876 | Small Rural | Q2 |
| 14877 | Isolated | Q2 |
| 14878 | Small Rural | Q1 |
| 14879 | Small Rural | Q2 |
| 14880 | Small Rural | Q2 |
| 14881 | Urban | Q2 |
| 14882 | Urban | Q1 |
| 14883 | Urban | Q2 |
| 14884 | Large Rural | Q1 |
| 14885 | Isolated | Q3 |
| 14886 | Urban | Q2 |
| 14887 | Small Rural | Q2 |
| 14889 | Urban | Q2 |
| 14891 | Small Rural | Q2 |
| 14892 | Large Rural | Q3 |
| 14893 | Small Rural | Q1 |
| 14894 | Urban | Q3 |
| 14895 | Small Rural | Q3 |
| 14897 | Small Rural | Q2 |
| 14898 | Large Rural | Q3 |
| 14901 | Urban | Q4 |
| 14902 | Urban | Q4 |
| 14903 | Urban | Q2 |
| 14904 | Urban | Q3 |
| 14905 | Urban | Q2 |
| 15001 | Urban | Q2 |
| 15003 | Urban | Q3 |
| 15004 | Urban | Q2 |
| 15005 | Urban | Q1 |

Appendix D. List of 5-Digit Zip Codes and Mapping to Urban and Socioeconomic Status Categories

| 5-Digit Zip Code | Rural/Urban Categorization | SES Quartile |
|------------------|----------------------------|--------------|
| 15006 | Urban | Q1 |
| 15007 | Urban | Q1 |
| 15009 | Urban | Q1 |
| 15010 | Urban | Q2 |
| 15012 | Urban | Q1 |
| 15014 | Urban | Q2 |
| 15015 | Urban | Q1 |
| 15017 | Urban | Q1 |
| 15018 | Urban | Q2 |
| 15019 | Urban | Q2 |
| 15020 | Urban | Q2 |
| 15021 | Urban | Q1 |
| 15022 | Urban | Q3 |
| 15024 | Urban | Q1 |
| 15025 | Urban | Q2 |
| 15026 | Urban | Q1 |
| 15027 | Urban | Q1 |
| 15028 | Urban | Q1 |
| 15030 | Urban | Q3 |
| 15031 | Urban | Q3 |
| 15032 | Urban | Q2 |
| 15033 | Urban | Q4 |
| 15034 | Urban | Q2 |
| 15035 | Urban | Q3 |
| 15037 | Urban | Q1 |
| 15038 | Urban | Q3 |
| 15042 | Urban | Q1 |
| 15043 | Urban | Q1 |
| 15044 | Urban | Q1 |
| 15045 | Urban | Q3 |
| 15046 | Urban | Q1 |
| 15047 | Urban | Q1 |
| 15049 | Urban | Q2 |
| 15050 | Urban | Q1 |
| 15051 | Urban | Q2 |
| 15052 | Urban | Q1 |
| 15053 | Urban | Q2 |
| 15054 | Urban | Q3 |
| 15055 | Urban | Q2 |
| 15056 | Urban | Q3 |
| 15057 | Urban | Q1 |
| 15059 | Large Rural | Q4 |
| 15060 | Urban | Q3 |
| 15061 | Urban | Q2 |

Appendix D. List of 5-Digit Zip Codes and Mapping to Urban and Socioeconomic Status Categories

| 5-Digit Zip Code | Rural/Urban Categorization | SES Quartile |
|------------------|----------------------------|--------------|
| 15062 | Urban | Q3 |
| 15063 | Urban | Q2 |
| 15064 | Urban | Q3 |
| 15065 | Urban | Q2 |
| 15066 | Urban | Q3 |
| 15067 | Urban | Q2 |
| 15068 | Urban | Q2 |
| 15069 | Urban | Q2 |
| 15071 | Urban | Q1 |
| 15072 | Urban | Q3 |
| 15074 | Urban | Q3 |
| 15075 | Urban | Q3 |
| 15076 | Urban | Q3 |
| 15077 | Urban | Q3 |
| 15078 | Urban | Q3 |
| 15081 | Urban | Q2 |
| 15082 | Urban | Q1 |
| 15083 | Urban | Q3 |
| 15084 | Urban | Q2 |
| 15085 | Urban | Q1 |
| 15086 | Urban | Q1 |
| 15087 | Urban | Q2 |
| 15088 | Urban | Q2 |
| 15089 | Urban | Q2 |
| 15090 | Urban | Q1 |
| 15091 | Urban | Q1 |
| 15095 | Urban | Q1 |
| 15096 | Urban | Q1 |
| 15101 | Urban | Q1 |
| 15102 | Urban | Q1 |
| 15104 | Urban | Q4 |
| 15106 | Urban | Q2 |
| 15108 | Urban | Q1 |
| 15110 | Urban | Q4 |
| 15112 | Urban | Q3 |
| 15116 | Urban | Q1 |
| 15120 | Urban | Q3 |
| 15122 | Urban | Q2 |
| 15123 | Urban | Q2 |
| 15126 | Urban | Q1 |
| 15127 | Urban | Q1 |
| 15129 | Urban | Q1 |
| 15131 | Urban | Q1 |
| 15132 | Urban | Q4 |

Appendix D. List of 5-Digit Zip Codes and Mapping to Urban and Socioeconomic Status Categories

| 5-Digit Zip Code | Rural/Urban Categorization | SES Quartile |
|------------------|----------------------------|--------------|
| 15133 | Urban | Q2 |
| 15134 | Urban | Q4 |
| 15135 | Urban | Q1 |
| 15136 | Urban | Q3 |
| 15137 | Urban | Q3 |
| 15139 | Urban | Q1 |
| 15140 | Urban | Q3 |
| 15142 | Urban | Q1 |
| 15143 | Urban | Q1 |
| 15144 | Urban | Q2 |
| 15145 | Urban | Q3 |
| 15146 | Urban | Q2 |
| 15147 | Urban | Q2 |
| 15148 | Urban | Q4 |
| 15201 | Urban | Q3 |
| 15202 | Urban | Q2 |
| 15203 | Urban | Q3 |
| 15204 | Urban | Q3 |
| 15205 | Urban | Q2 |
| 15206 | Urban | Q3 |
| 15207 | Urban | Q3 |
| 15208 | Urban | Q4 |
| 15209 | Urban | Q2 |
| 15210 | Urban | Q4 |
| 15211 | Urban | Q3 |
| 15212 | Urban | Q4 |
| 15213 | Urban | Q4 |
| 15214 | Urban | Q3 |
| 15215 | Urban | Q2 |
| 15216 | Urban | Q2 |
| 15217 | Urban | Q2 |
| 15218 | Urban | Q3 |
| 15219 | Urban | Q4 |
| 15220 | Urban | Q2 |
| 15221 | Urban | Q3 |
| 15222 | Urban | Q2 |
| 15223 | Urban | Q2 |
| 15224 | Urban | Q3 |
| 15225 | Urban | Q3 |
| 15226 | Urban | Q2 |
| 15227 | Urban | Q2 |
| 15228 | Urban | Q1 |
| 15229 | Urban | Q1 |
| 15230 | Urban | Q2 |

Appendix D. List of 5-Digit Zip Codes and Mapping to Urban and Socioeconomic Status Categories

| 5-Digit Zip Code | Rural/Urban Categorization | SES Quartile |
|------------------|----------------------------|--------------|
| 15231 | Urban | Q1 |
| 15232 | Urban | Q2 |
| 15233 | Urban | Q4 |
| 15234 | Urban | Q2 |
| 15235 | Urban | Q2 |
| 15236 | Urban | Q1 |
| 15237 | Urban | Q1 |
| 15238 | Urban | Q1 |
| 15239 | Urban | Q1 |
| 15240 | Urban | Q2 |
| 15241 | Urban | Q1 |
| 15242 | Urban | Q2 |
| 15243 | Urban | Q1 |
| 15244 | Urban | Q2 |
| 15250 | Urban | Q4 |
| 15251 | Urban | Q4 |
| 15252 | Urban | Q4 |
| 15253 | Urban | Q4 |
| 15254 | Urban | Q4 |
| 15255 | Urban | Q4 |
| 15257 | Urban | Q4 |
| 15258 | Urban | Q4 |
| 15259 | Urban | Q4 |
| 15260 | Urban | Missing |
| 15261 | Urban | Q4 |
| 15262 | Urban | Q4 |
| 15264 | Urban | Q4 |
| 15265 | Urban | Q2 |
| 15267 | Urban | Q4 |
| 15268 | Urban | Q4 |
| 15270 | Urban | Q1 |
| 15272 | Urban | Q2 |
| 15274 | Urban | Q4 |
| 15275 | Urban | Q1 |
| 15276 | Urban | Q2 |
| 15277 | Urban | Q2 |
| 15278 | Urban | Q2 |
| 15279 | Urban | Q4 |
| 15281 | Urban | Q4 |
| 15282 | Urban | Q4 |
| 15283 | Urban | Q2 |
| 15286 | Urban | Q4 |
| 15289 | Urban | Q4 |
| 15290 | Urban | Missing |

Appendix D. List of 5-Digit Zip Codes and Mapping to Urban and Socioeconomic Status Categories

| 5-Digit Zip Code | Rural/Urban Categorization | SES Quartile |
|------------------|----------------------------|--------------|
| 15295 | Urban | Q2 |
| 15301 | Urban | Q2 |
| 15310 | Urban | Q2 |
| 15311 | Urban | Q1 |
| 15312 | Urban | Q2 |
| 15313 | Urban | Q1 |
| 15314 | Urban | Q3 |
| 15315 | Urban | Q2 |
| 15316 | Urban | Q3 |
| 15317 | Urban | Q1 |
| 15320 | Small Rural | Q2 |
| 15321 | Urban | Q1 |
| 15322 | Urban | Q2 |
| 15323 | Urban | Q1 |
| 15324 | Urban | Q3 |
| 15325 | Small Rural | Q4 |
| 15327 | Urban | Q3 |
| 15329 | Urban | Q1 |
| 15330 | Urban | Q1 |
| 15331 | Urban | Q3 |
| 15332 | Urban | Q1 |
| 15333 | Urban | Q2 |
| 15334 | Small Rural | Q1 |
| 15336 | Urban | Q1 |
| 15337 | Urban | Q1 |
| 15338 | Urban | Q2 |
| 15339 | Urban | Q1 |
| 15340 | Urban | Q1 |
| 15341 | Urban | Q2 |
| 15342 | Urban | Q2 |
| 15344 | Urban | Q1 |
| 15345 | Urban | Q3 |
| 15346 | Urban | Q2 |
| 15347 | Urban | Q1 |
| 15348 | Urban | Q2 |
| 15349 | Urban | Q1 |
| 15350 | Urban | Q2 |
| 15351 | Small Rural | Q2 |
| 15352 | Urban | Q2 |
| 15353 | Urban | Q1 |
| 15357 | Urban | Q2 |
| 15358 | Urban | Q3 |
| 15359 | Urban | Q2 |
| 15360 | Urban | Q1 |

Appendix D. List of 5-Digit Zip Codes and Mapping to Urban and Socioeconomic Status Categories

| 5-Digit Zip Code | Rural/Urban Categorization | SES Quartile |
|------------------|----------------------------|--------------|
| 15361 | Urban | Q2 |
| 15362 | Urban | Q2 |
| 15363 | Urban | Q2 |
| 15364 | Urban | Q1 |
| 15365 | Urban | Q1 |
| 15366 | Urban | Q2 |
| 15367 | Urban | Q1 |
| 15368 | Urban | Q2 |
| 15370 | Small Rural | Q3 |
| 15376 | Urban | Q1 |
| 15377 | Urban | Q2 |
| 15378 | Urban | Q2 |
| 15379 | Urban | Q1 |
| 15380 | Urban | Q2 |
| 15401 | Urban | Q3 |
| 15410 | Urban | Q3 |
| 15411 | Isolated | Q1 |
| 15412 | Urban | Q1 |
| 15413 | Urban | Q1 |
| 15415 | Urban | Q2 |
| 15416 | Urban | Q3 |
| 15417 | Urban | Q3 |
| 15419 | Urban | Q3 |
| 15420 | Urban | Q3 |
| 15421 | Urban | Q1 |
| 15422 | Urban | Q4 |
| 15423 | Urban | Q2 |
| 15424 | Isolated | Q3 |
| 15425 | Urban | Q3 |
| 15427 | Urban | Q2 |
| 15428 | Urban | Q2 |
| 15429 | Urban | Q3 |
| 15430 | Urban | Q3 |
| 15431 | Urban | Q2 |
| 15432 | Urban | Q3 |
| 15433 | Urban | Q1 |
| 15434 | Urban | Q3 |
| 15435 | Urban | Q4 |
| 15436 | Urban | Q2 |
| 15437 | Urban | Q2 |
| 15438 | Urban | Q2 |
| 15439 | Urban | Q2 |
| 15440 | Urban | Q2 |
| 15442 | Urban | Q2 |

Appendix D. List of 5-Digit Zip Codes and Mapping to Urban and Socioeconomic Status Categories

| 5-Digit Zip Code | Rural/Urban Categorization | SES Quartile |
|------------------|----------------------------|--------------|
| 15443 | Urban | Q2 |
| 15444 | Urban | Q3 |
| 15445 | Urban | Q2 |
| 15446 | Isolated | Q1 |
| 15447 | Urban | Q1 |
| 15448 | Urban | Q4 |
| 15449 | Urban | Q3 |
| 15450 | Urban | Q3 |
| 15451 | Urban | Q2 |
| 15454 | Urban | Q1 |
| 15455 | Urban | Q3 |
| 15456 | Urban | Q3 |
| 15458 | Urban | Q3 |
| 15459 | Isolated | Q3 |
| 15460 | Urban | Q4 |
| 15461 | Urban | Q4 |
| 15462 | Isolated | Q4 |
| 15463 | Urban | Missing |
| 15464 | Isolated | Q3 |
| 15465 | Urban | Q3 |
| 15466 | Urban | Q3 |
| 15467 | Urban | Q3 |
| 15468 | Urban | Q2 |
| 15469 | Isolated | Q3 |
| 15470 | Urban | Q1 |
| 15472 | Urban | Q3 |
| 15473 | Urban | Q1 |
| 15474 | Urban | Q3 |
| 15475 | Urban | Q3 |
| 15476 | Urban | Q3 |
| 15477 | Urban | Q1 |
| 15478 | Urban | Q3 |
| 15479 | Urban | Q2 |
| 15480 | Urban | Q2 |
| 15482 | Urban | Q2 |
| 15483 | Urban | Q1 |
| 15484 | Urban | Q4 |
| 15485 | Isolated | Q3 |
| 15486 | Urban | Q2 |
| 15488 | Urban | Q2 |
| 15489 | Urban | Q1 |
| 15490 | Isolated | Q2 |
| 15492 | Urban | Q2 |
| 15501 | Large Rural | Q3 |

Appendix D. List of 5-Digit Zip Codes and Mapping to Urban and Socioeconomic Status Categories

| 5-Digit Zip Code | Rural/Urban Categorization | SES Quartile |
|------------------|----------------------------|--------------|
| 15502 | Large Rural | Q1 |
| 15510 | Large Rural | Q1 |
| 15520 | Large Rural | Q2 |
| 15521 | Small Rural | Q2 |
| 15522 | Small Rural | Q2 |
| 15530 | Large Rural | Q2 |
| 15531 | Large Rural | Q2 |
| 15532 | Isolated | Q3 |
| 15533 | Isolated | Q3 |
| 15534 | Small Rural | Q2 |
| 15535 | Isolated | Q2 |
| 15536 | Isolated | Q2 |
| 15537 | Small Rural | Q3 |
| 15538 | Urban | Q1 |
| 15539 | Small Rural | Q3 |
| 15540 | Isolated | Q1 |
| 15541 | Large Rural | Q1 |
| 15542 | Isolated | Q1 |
| 15544 | Large Rural | Q1 |
| 15545 | Urban | Q2 |
| 15546 | Large Rural | Q2 |
| 15547 | Large Rural | Q1 |
| 15548 | Large Rural | Q2 |
| 15549 | Large Rural | Q1 |
| 15550 | Small Rural | Q2 |
| 15551 | Large Rural | Q1 |
| 15552 | Isolated | Q2 |
| 15553 | Large Rural | Q2 |
| 15554 | Small Rural | Q1 |
| 15555 | Large Rural | Q2 |
| 15557 | Large Rural | Q1 |
| 15558 | Isolated | Q2 |
| 15559 | Small Rural | Q2 |
| 15560 | Large Rural | Q1 |
| 15561 | Large Rural | Q1 |
| 15562 | Isolated | Q2 |
| 15563 | Large Rural | Q2 |
| 15564 | Urban | Q1 |
| 15565 | Isolated | Q2 |
| 15601 | Urban | Q2 |
| 15605 | Urban | Q2 |
| 15606 | Urban | Q2 |
| 15610 | Urban | Q1 |
| 15611 | Urban | Q1 |

Appendix D. List of 5-Digit Zip Codes and Mapping to Urban and Socioeconomic Status Categories

| 5-Digit Zip Code | Rural/Urban Categorization | SES Quartile |
|------------------|----------------------------|--------------|
| 15612 | Urban | Q1 |
| 15613 | Urban | Q1 |
| 15615 | Urban | Q1 |
| 15616 | Urban | Q3 |
| 15617 | Urban | Q2 |
| 15618 | Urban | Q2 |
| 15619 | Urban | Q2 |
| 15620 | Urban | Q3 |
| 15621 | Urban | Q3 |
| 15622 | Isolated | Q2 |
| 15623 | Urban | Q2 |
| 15624 | Urban | Q2 |
| 15625 | Urban | Q1 |
| 15626 | Urban | Q2 |
| 15627 | Urban | Q2 |
| 15628 | Urban | Q3 |
| 15629 | Urban | Q2 |
| 15631 | Urban | Q2 |
| 15632 | Urban | Q1 |
| 15633 | Urban | Q1 |
| 15634 | Urban | Q2 |
| 15635 | Urban | Q1 |
| 15636 | Urban | Q1 |
| 15637 | Urban | Q2 |
| 15638 | Urban | Q3 |
| 15639 | Urban | Q1 |
| 15640 | Urban | Q1 |
| 15641 | Urban | Q1 |
| 15642 | Urban | Q1 |
| 15644 | Urban | Q2 |
| 15646 | Urban | Q1 |
| 15647 | Urban | Q1 |
| 15650 | Urban | Q2 |
| 15655 | Urban | Q1 |
| 15656 | Urban | Q2 |
| 15658 | Urban | Q1 |
| 15660 | Urban | Q2 |
| 15661 | Urban | Q4 |
| 15662 | Urban | Q1 |
| 15663 | Urban | Q1 |
| 15664 | Urban | Q2 |
| 15665 | Urban | Q1 |
| 15666 | Urban | Q2 |
| 15668 | Urban | Q1 |

Appendix D. List of 5-Digit Zip Codes and Mapping to Urban and Socioeconomic Status Categories

| 5-Digit Zip Code | Rural/Urban Categorization | SES Quartile |
|------------------|----------------------------|--------------|
| 15670 | Urban | Q1 |
| 15671 | Urban | Q2 |
| 15672 | Urban | Q1 |
| 15673 | Urban | Q3 |
| 15674 | Urban | Q2 |
| 15675 | Urban | Q1 |
| 15676 | Urban | Q2 |
| 15677 | Urban | Q1 |
| 15678 | Urban | Q3 |
| 15679 | Urban | Q1 |
| 15680 | Urban | Q1 |
| 15681 | Urban | Q2 |
| 15682 | Urban | Q2 |
| 15683 | Urban | Q2 |
| 15684 | Urban | Q1 |
| 15685 | Urban | Q2 |
| 15686 | Urban | Q2 |
| 15687 | Urban | Q2 |
| 15688 | Urban | Q3 |
| 15689 | Urban | Q3 |
| 15690 | Urban | Q3 |
| 15691 | Urban | Q1 |
| 15692 | Urban | Q1 |
| 15693 | Urban | Q3 |
| 15695 | Urban | Q1 |
| 15696 | Urban | Q1 |
| 15697 | Urban | Q3 |
| 15698 | Urban | Q2 |
| 15701 | Large Rural | Q3 |
| 15705 | Large Rural | Q3 |
| 15710 | Large Rural | Q2 |
| 15711 | Isolated | Q2 |
| 15712 | Large Rural | Q3 |
| 15713 | Large Rural | Q1 |
| 15714 | Small Rural | Q2 |
| 15715 | Small Rural | Q2 |
| 15716 | Urban | Q3 |
| 15717 | Urban | Q2 |
| 15720 | Large Rural | Q3 |
| 15721 | Isolated | Q2 |
| 15722 | Small Rural | Q1 |
| 15723 | Large Rural | Q1 |
| 15724 | Large Rural | Q2 |
| 15725 | Urban | Q1 |

Appendix D. List of 5-Digit Zip Codes and Mapping to Urban and Socioeconomic Status Categories

| 5-Digit Zip Code | Rural/Urban Categorization | SES Quartile |
|------------------|----------------------------|--------------|
| 15727 | Large Rural | Q3 |
| 15728 | Large Rural | Q2 |
| 15729 | Large Rural | Q2 |
| 15730 | Small Rural | Q2 |
| 15731 | Large Rural | Q4 |
| 15732 | Large Rural | Q1 |
| 15733 | Small Rural | Q3 |
| 15734 | Large Rural | Q1 |
| 15736 | Large Rural | Q2 |
| 15737 | Small Rural | Q2 |
| 15738 | Small Rural | Q3 |
| 15739 | Large Rural | Q1 |
| 15741 | Large Rural | Q2 |
| 15742 | Small Rural | Q2 |
| 15744 | Small Rural | Q2 |
| 15745 | Large Rural | Q1 |
| 15746 | Large Rural | Q3 |
| 15747 | Large Rural | Q2 |
| 15748 | Large Rural | Q2 |
| 15750 | Urban | Q3 |
| 15752 | Urban | Q4 |
| 15753 | Isolated | Q2 |
| 15754 | Large Rural | Q1 |
| 15756 | Large Rural | Q2 |
| 15757 | Isolated | Q2 |
| 15758 | Small Rural | Q3 |
| 15759 | Large Rural | Q2 |
| 15760 | Small Rural | Q1 |
| 15761 | Large Rural | Q3 |
| 15762 | Small Rural | Q1 |
| 15763 | Small Rural | Q3 |
| 15764 | Small Rural | Q1 |
| 15765 | Large Rural | Q1 |
| 15767 | Small Rural | Q3 |
| 15770 | Small Rural | Q1 |
| 15771 | Small Rural | Q1 |
| 15772 | Small Rural | Q3 |
| 15773 | Small Rural | Q2 |
| 15774 | Large Rural | Q1 |
| 15775 | Small Rural | Q1 |
| 15776 | Small Rural | Q2 |
| 15777 | Large Rural | Q1 |
| 15778 | Small Rural | Q2 |
| 15779 | Urban | Q2 |

Appendix D. List of 5-Digit Zip Codes and Mapping to Urban and Socioeconomic Status Categories

| 5-Digit Zip Code | Rural/Urban Categorization | SES Quartile |
|------------------|----------------------------|--------------|
| 15780 | Small Rural | Q1 |
| 15781 | Small Rural | Q1 |
| 15783 | Large Rural | Q3 |
| 15784 | Small Rural | Q1 |
| 15801 | Large Rural | Q2 |
| 15821 | Small Rural | Q1 |
| 15822 | Small Rural | Q2 |
| 15823 | Small Rural | Q1 |
| 15824 | Small Rural | Q2 |
| 15825 | Small Rural | Q2 |
| 15827 | Small Rural | Q3 |
| 15828 | Small Rural | Q2 |
| 15829 | Small Rural | Q2 |
| 15831 | Small Rural | Q1 |
| 15832 | Small Rural | Q1 |
| 15834 | Small Rural | Q2 |
| 15840 | Large Rural | Q2 |
| 15841 | Small Rural | Q2 |
| 15845 | Small Rural | Q2 |
| 15846 | Small Rural | Q1 |
| 15847 | Small Rural | Q2 |
| 15848 | Large Rural | Q3 |
| 15849 | Large Rural | Q2 |
| 15851 | Large Rural | Q3 |
| 15853 | Small Rural | Q2 |
| 15856 | Large Rural | Q1 |
| 15857 | Small Rural | Q2 |
| 15860 | Large Rural | Q1 |
| 15861 | Small Rural | Q1 |
| 15863 | Large Rural | Q2 |
| 15864 | Small Rural | Q1 |
| 15865 | Large Rural | Q3 |
| 15866 | Large Rural | Q1 |
| 15868 | Small Rural | Q1 |
| 15870 | Small Rural | Q1 |
| 15901 | Urban | Q4 |
| 15902 | Urban | Q4 |
| 15904 | Urban | Q2 |
| 15905 | Urban | Q1 |
| 15906 | Urban | Q4 |
| 15907 | Urban | Q4 |
| 15909 | Urban | Q2 |
| 15915 | Urban | Q4 |
| 15920 | Urban | Q1 |

Appendix D. List of 5-Digit Zip Codes and Mapping to Urban and Socioeconomic Status Categories

| 5-Digit Zip Code | Rural/Urban Categorization | SES Quartile |
|------------------|----------------------------|--------------|
| 15921 | Urban | Q2 |
| 15922 | Urban | Q3 |
| 15923 | Urban | Q2 |
| 15924 | Urban | Q1 |
| 15925 | Urban | Q2 |
| 15926 | Urban | Q2 |
| 15927 | Isolated | Q3 |
| 15928 | Urban | Q1 |
| 15929 | Large Rural | Q4 |
| 15930 | Urban | Q2 |
| 15931 | Isolated | Q2 |
| 15934 | Urban | Q1 |
| 15935 | Urban | Q1 |
| 15936 | Large Rural | Q1 |
| 15937 | Urban | Q1 |
| 15938 | Urban | Q2 |
| 15940 | Urban | Q2 |
| 15942 | Urban | Q1 |
| 15943 | Urban | Q2 |
| 15944 | Urban | Q2 |
| 15945 | Urban | Q1 |
| 15946 | Urban | Q2 |
| 15948 | Isolated | Q3 |
| 15949 | Large Rural | Q1 |
| 15951 | Urban | Q2 |
| 15952 | Urban | Q2 |
| 15953 | Urban | Q1 |
| 15954 | Urban | Q2 |
| 15955 | Urban | Q2 |
| 15956 | Urban | Q3 |
| 15957 | Urban | Q2 |
| 15958 | Urban | Q1 |
| 15959 | Urban | Q2 |
| 15960 | Urban | Q2 |
| 15961 | Urban | Q2 |
| 15962 | Urban | Q1 |
| 15963 | Urban | Q2 |
| 16001 | Large Rural | Q2 |
| 16002 | Large Rural | Q1 |
| 16003 | Large Rural | Q2 |
| 16016 | Large Rural | Q1 |
| 16017 | Large Rural | Q1 |
| 16018 | Isolated | Q1 |
| 16020 | Isolated | Q1 |

Appendix D. List of 5-Digit Zip Codes and Mapping to Urban and Socioeconomic Status Categories

| 5-Digit Zip Code | Rural/Urban Categorization | SES Quartile |
|------------------|----------------------------|--------------|
| 16021 | Large Rural | Q2 |
| 16022 | Large Rural | Q3 |
| 16023 | Urban | Q2 |
| 16024 | Urban | Q1 |
| 16025 | Large Rural | Q1 |
| 16027 | Urban | Q1 |
| 16028 | Isolated | Q2 |
| 16029 | Large Rural | Q2 |
| 16030 | Isolated | Q4 |
| 16033 | Urban | Q1 |
| 16034 | Large Rural | Q2 |
| 16035 | Large Rural | Q1 |
| 16036 | Isolated | Q3 |
| 16037 | Urban | Q1 |
| 16038 | Large Rural | Q2 |
| 16039 | Large Rural | Q2 |
| 16040 | Isolated | Q1 |
| 16041 | Large Rural | Q2 |
| 16045 | Large Rural | Q3 |
| 16046 | Urban | Q1 |
| 16048 | Isolated | Q2 |
| 16049 | Isolated | Q2 |
| 16050 | Large Rural | Q2 |
| 16051 | Urban | Q1 |
| 16052 | Urban | Q2 |
| 16053 | Urban | Q1 |
| 16054 | Isolated | Q1 |
| 16055 | Urban | Q1 |
| 16056 | Urban | Q1 |
| 16057 | Small Rural | Q3 |
| 16058 | Isolated | Q2 |
| 16059 | Urban | Q1 |
| 16061 | Large Rural | Q1 |
| 16063 | Urban | Q1 |
| 16066 | Urban | Q1 |
| 16101 | Large Rural | Q3 |
| 16102 | Large Rural | Q2 |
| 16103 | Large Rural | Q3 |
| 16105 | Large Rural | Q1 |
| 16107 | Large Rural | Q3 |
| 16108 | Large Rural | Q3 |
| 16110 | Large Rural | Q1 |
| 16111 | Large Rural | Q3 |
| 16112 | Large Rural | Q2 |

Appendix D. List of 5-Digit Zip Codes and Mapping to Urban and Socioeconomic Status Categories

| 5-Digit Zip Code | Rural/Urban Categorization | SES Quartile |
|------------------|----------------------------|--------------|
| 16113 | Large Rural | Q1 |
| 16114 | Isolated | Q1 |
| 16115 | Urban | Q1 |
| 16116 | Large Rural | Q2 |
| 16117 | Urban | Q2 |
| 16120 | Large Rural | Q1 |
| 16121 | Urban | Q4 |
| 16123 | Urban | Q1 |
| 16124 | Large Rural | Q3 |
| 16125 | Large Rural | Q2 |
| 16127 | Large Rural | Q2 |
| 16130 | Isolated | Q1 |
| 16131 | Large Rural | Q2 |
| 16132 | Large Rural | Q2 |
| 16133 | Large Rural | Q2 |
| 16134 | Large Rural | Q2 |
| 16136 | Urban | Q2 |
| 16137 | Large Rural | Q2 |
| 16140 | Large Rural | Q2 |
| 16141 | Urban | Q2 |
| 16142 | Small Rural | Q3 |
| 16143 | Large Rural | Q1 |
| 16145 | Isolated | Q2 |
| 16146 | Urban | Q4 |
| 16148 | Urban | Q1 |
| 16150 | Urban | Q2 |
| 16151 | Isolated | Q3 |
| 16153 | Isolated | Q2 |
| 16154 | Large Rural | Q1 |
| 16155 | Large Rural | Q3 |
| 16156 | Large Rural | Q2 |
| 16157 | Urban | Q1 |
| 16159 | Urban | Q1 |
| 16160 | Large Rural | Q2 |
| 16161 | Urban | Q3 |
| 16172 | Small Rural | Q3 |
| 16201 | Urban | Q2 |
| 16210 | Large Rural | Q2 |
| 16211 | Large Rural | Q1 |
| 16212 | Urban | Q2 |
| 16213 | Isolated | Q3 |
| 16214 | Small Rural | Q4 |
| 16217 | Isolated | Q1 |
| 16218 | Large Rural | Q2 |

Appendix D. List of 5-Digit Zip Codes and Mapping to Urban and Socioeconomic Status Categories

| 5-Digit Zip Code | Rural/Urban Categorization | SES Quartile |
|------------------|----------------------------|--------------|
| 16220 | Isolated | Q2 |
| 16221 | Isolated | Q1 |
| 16222 | Isolated | Q3 |
| 16223 | Isolated | Q2 |
| 16224 | Isolated | Q3 |
| 16225 | Small Rural | Q3 |
| 16226 | Urban | Q3 |
| 16228 | Urban | Q1 |
| 16229 | Urban | Q1 |
| 16230 | Isolated | Q2 |
| 16232 | Isolated | Q2 |
| 16233 | Isolated | Q2 |
| 16234 | Isolated | Q3 |
| 16235 | Isolated | Q1 |
| 16236 | Urban | Q2 |
| 16238 | Urban | Q2 |
| 16239 | Isolated | Q2 |
| 16240 | Isolated | Q2 |
| 16242 | Isolated | Q2 |
| 16244 | Large Rural | Q1 |
| 16245 | Isolated | Q1 |
| 16246 | Large Rural | Q2 |
| 16248 | Isolated | Q3 |
| 16249 | Large Rural | Q2 |
| 16250 | Large Rural | Q4 |
| 16253 | Isolated | Q1 |
| 16254 | Isolated | Q1 |
| 16255 | Isolated | Q1 |
| 16256 | Large Rural | Q3 |
| 16257 | Isolated | Q1 |
| 16258 | Small Rural | Q3 |
| 16259 | Large Rural | Q1 |
| 16260 | Isolated | Q1 |
| 16261 | Large Rural | Q1 |
| 16262 | Urban | Q2 |
| 16263 | Large Rural | Q2 |
| 16301 | Large Rural | Q3 |
| 16311 | Isolated | Q1 |
| 16312 | Small Rural | Q1 |
| 16313 | Large Rural | Q2 |
| 16314 | Large Rural | Q2 |
| 16316 | Large Rural | Q1 |
| 16317 | Large Rural | Q1 |
| 16319 | Large Rural | Q1 |

Appendix D. List of 5-Digit Zip Codes and Mapping to Urban and Socioeconomic Status Categories

| 5-Digit Zip Code | Rural/Urban Categorization | SES Quartile |
|------------------|----------------------------|--------------|
| 16321 | Isolated | Q1 |
| 16322 | Isolated | Q2 |
| 16323 | Small Rural | Q2 |
| 16326 | Isolated | Q1 |
| 16327 | Large Rural | Q2 |
| 16328 | Small Rural | Q1 |
| 16329 | Large Rural | Q1 |
| 16331 | Isolated | Q1 |
| 16332 | Isolated | Q4 |
| 16333 | Small Rural | Q2 |
| 16334 | Isolated | Q1 |
| 16335 | Large Rural | Q3 |
| 16340 | Small Rural | Q1 |
| 16341 | Small Rural | Q2 |
| 16342 | Small Rural | Q3 |
| 16343 | Large Rural | Q2 |
| 16344 | Large Rural | Q3 |
| 16345 | Large Rural | Q1 |
| 16346 | Large Rural | Q2 |
| 16347 | Large Rural | Q2 |
| 16350 | Small Rural | Q3 |
| 16351 | Isolated | Q2 |
| 16352 | Large Rural | Q1 |
| 16353 | Isolated | Q2 |
| 16354 | Small Rural | Q3 |
| 16360 | Isolated | Q1 |
| 16361 | Isolated | Q1 |
| 16362 | Small Rural | Q2 |
| 16364 | Large Rural | Q2 |
| 16365 | Large Rural | Q2 |
| 16366 | Large Rural | Q2 |
| 16367 | Large Rural | Q2 |
| 16368 | Large Rural | Q2 |
| 16369 | Large Rural | Q2 |
| 16370 | Isolated | Q1 |
| 16371 | Large Rural | Q2 |
| 16372 | Large Rural | Q2 |
| 16373 | Isolated | Q2 |
| 16374 | Isolated | Q2 |
| 16375 | Isolated | Q2 |
| 16388 | Large Rural | Q3 |
| 16401 | Urban | Q2 |
| 16402 | Small Rural | Q2 |
| 16403 | Urban | Q2 |

Appendix D. List of 5-Digit Zip Codes and Mapping to Urban and Socioeconomic Status Categories

| 5-Digit Zip Code | Rural/Urban Categorization | SES Quartile |
|------------------|----------------------------|--------------|
| 16404 | Isolated | Q3 |
| 16405 | Small Rural | Q2 |
| 16406 | Isolated | Q2 |
| 16407 | Small Rural | Q3 |
| 16410 | Urban | Q1 |
| 16411 | Urban | Q2 |
| 16412 | Urban | Q2 |
| 16413 | Small Rural | Q3 |
| 16415 | Urban | Q1 |
| 16416 | Small Rural | Q2 |
| 16417 | Urban | Q2 |
| 16420 | Small Rural | Q2 |
| 16421 | Urban | Q1 |
| 16422 | Large Rural | Q1 |
| 16423 | Urban | Q2 |
| 16424 | Isolated | Q2 |
| 16426 | Urban | Q1 |
| 16427 | Urban | Q1 |
| 16428 | Urban | Q2 |
| 16430 | Urban | Q2 |
| 16432 | Isolated | Q3 |
| 16433 | Large Rural | Q2 |
| 16434 | Urban | Q3 |
| 16435 | Isolated | Q2 |
| 16436 | Small Rural | Q1 |
| 16438 | Urban | Q2 |
| 16440 | Urban | Q1 |
| 16441 | Urban | Q1 |
| 16442 | Urban | Q1 |
| 16443 | Urban | Q3 |
| 16444 | Urban | Q1 |
| 16475 | Urban | Q2 |
| 16501 | Urban | Q4 |
| 16502 | Urban | Q4 |
| 16503 | Urban | Q4 |
| 16504 | Urban | Q3 |
| 16505 | Urban | Q2 |
| 16506 | Urban | Q1 |
| 16507 | Urban | Q4 |
| 16508 | Urban | Q3 |
| 16509 | Urban | Q1 |
| 16510 | Urban | Q2 |
| 16511 | Urban | Q3 |
| 16512 | Urban | Q4 |

Appendix D. List of 5-Digit Zip Codes and Mapping to Urban and Socioeconomic Status Categories

| 5-Digit Zip Code | Rural/Urban Categorization | SES Quartile |
|------------------|----------------------------|--------------|
| 16514 | Urban | Q2 |
| 16515 | Urban | Q2 |
| 16522 | Urban | Q4 |
| 16530 | Urban | Q4 |
| 16531 | Urban | Q3 |
| 16534 | Urban | Q4 |
| 16538 | Urban | Q4 |
| 16541 | Urban | Q4 |
| 16544 | Urban | Q4 |
| 16546 | Urban | Q1 |
| 16550 | Urban | Q4 |
| 16553 | Urban | Q4 |
| 16563 | Urban | Q1 |
| 16565 | Urban | Q1 |
| 16601 | Urban | Q3 |
| 16602 | Urban | Q3 |
| 16603 | Urban | Q3 |
| 16611 | Large Rural | Q1 |
| 16613 | Urban | Q1 |
| 16616 | Urban | Q3 |
| 16617 | Urban | Q1 |
| 16619 | Urban | Q2 |
| 16620 | Urban | Q1 |
| 16621 | Isolated | Q2 |
| 16622 | Large Rural | Q1 |
| 16623 | Large Rural | Q2 |
| 16624 | Urban | Q2 |
| 16625 | Urban | Q3 |
| 16627 | Urban | Q2 |
| 16629 | Urban | Q1 |
| 16630 | Urban | Q2 |
| 16631 | Urban | Q2 |
| 16633 | Isolated | Q1 |
| 16634 | Isolated | Q1 |
| 16635 | Urban | Q1 |
| 16636 | Small Rural | Q2 |
| 16637 | Urban | Q3 |
| 16638 | Large Rural | Q1 |
| 16639 | Urban | Q2 |
| 16640 | Urban | Q2 |
| 16641 | Urban | Q2 |
| 16644 | Urban | Q2 |
| 16645 | Large Rural | Q1 |
| 16646 | Small Rural | Q2 |

Appendix D. List of 5-Digit Zip Codes and Mapping to Urban and Socioeconomic Status Categories

| 5-Digit Zip Code | Rural/Urban Categorization | SES Quartile |
|------------------|----------------------------|--------------|
| 16647 | Large Rural | Q1 |
| 16648 | Urban | Q1 |
| 16650 | Urban | Q2 |
| 16651 | Urban | Q2 |
| 16652 | Large Rural | Q2 |
| 16654 | Large Rural | Q2 |
| 16655 | Urban | Q1 |
| 16656 | Urban | Q2 |
| 16657 | Large Rural | Q1 |
| 16659 | Urban | Q2 |
| 16660 | Large Rural | Q2 |
| 16661 | Large Rural | Q3 |
| 16662 | Urban | Q2 |
| 16663 | Urban | Q2 |
| 16664 | Urban | Q2 |
| 16665 | Urban | Q3 |
| 16666 | Large Rural | Q2 |
| 16667 | Urban | Q2 |
| 16668 | Small Rural | Q1 |
| 16669 | Urban | Q2 |
| 16670 | Urban | Q1 |
| 16671 | Urban | Q1 |
| 16672 | Isolated | Q3 |
| 16673 | Urban | Q2 |
| 16674 | Isolated | Q2 |
| 16675 | Small Rural | Q2 |
| 16677 | Urban | Q1 |
| 16678 | Isolated | Q3 |
| 16679 | Isolated | Q3 |
| 16680 | Urban | Q2 |
| 16681 | Urban | Q2 |
| 16682 | Urban | Q2 |
| 16683 | Urban | Q1 |
| 16684 | Urban | Q2 |
| 16685 | Large Rural | Q2 |
| 16686 | Urban | Q2 |
| 16689 | Isolated | Q2 |
| 16691 | Isolated | Q2 |
| 16692 | Isolated | Q2 |
| 16693 | Urban | Q2 |
| 16694 | Isolated | Q1 |
| 16695 | Isolated | Q1 |
| 16698 | Urban | Q2 |
| 16699 | Urban | Q1 |

Appendix D. List of 5-Digit Zip Codes and Mapping to Urban and Socioeconomic Status Categories

| 5-Digit Zip Code | Rural/Urban Categorization | SES Quartile |
|------------------|----------------------------|--------------|
| 16701 | Large Rural | Q3 |
| 16720 | Isolated | Q2 |
| 16724 | Isolated | Q1 |
| 16725 | Large Rural | Q3 |
| 16726 | Isolated | Q2 |
| 16727 | Large Rural | Q1 |
| 16728 | Small Rural | Q2 |
| 16729 | Large Rural | Q2 |
| 16730 | Isolated | Q2 |
| 16731 | Large Rural | Q2 |
| 16732 | Large Rural | Q1 |
| 16733 | Isolated | Q3 |
| 16734 | Small Rural | Q2 |
| 16735 | Small Rural | Q2 |
| 16738 | Large Rural | Q2 |
| 16740 | Isolated | Q3 |
| 16743 | Isolated | Q2 |
| 16744 | Large Rural | Q2 |
| 16745 | Large Rural | Q2 |
| 16746 | Isolated | Q2 |
| 16748 | Isolated | Q2 |
| 16749 | Isolated | Q2 |
| 16750 | Isolated | Q3 |
| 16801 | Urban | Q3 |
| 16802 | Urban | Q3 |
| 16803 | Urban | Q3 |
| 16804 | Urban | Q3 |
| 16805 | Urban | Q3 |
| 16820 | Urban | Q2 |
| 16821 | Urban | Q1 |
| 16822 | Large Rural | Q2 |
| 16823 | Urban | Q2 |
| 16825 | Large Rural | Q3 |
| 16826 | Urban | Q1 |
| 16827 | Urban | Q1 |
| 16828 | Urban | Q1 |
| 16829 | Urban | Q1 |
| 16830 | Large Rural | Q3 |
| 16832 | Urban | Q3 |
| 16833 | Large Rural | Q2 |
| 16834 | Urban | Q1 |
| 16835 | Urban | Q2 |
| 16836 | Large Rural | Q2 |
| 16837 | Large Rural | Q1 |

Appendix D. List of 5-Digit Zip Codes and Mapping to Urban and Socioeconomic Status Categories

| 5-Digit Zip Code | Rural/Urban Categorization | SES Quartile |
|------------------|----------------------------|--------------|
| 16838 | Large Rural | Q2 |
| 16839 | Urban | Q2 |
| 16840 | Urban | Q2 |
| 16841 | Urban | Q2 |
| 16843 | Large Rural | Q2 |
| 16844 | Urban | Q1 |
| 16845 | Large Rural | Q2 |
| 16847 | Urban | Q1 |
| 16848 | Large Rural | Q1 |
| 16849 | Urban | Q1 |
| 16850 | Large Rural | Q2 |
| 16851 | Urban | Q1 |
| 16852 | Urban | Q2 |
| 16853 | Urban | Q3 |
| 16854 | Urban | Q1 |
| 16855 | Large Rural | Q2 |
| 16856 | Urban | Q2 |
| 16858 | Urban | Q2 |
| 16859 | Urban | Q1 |
| 16860 | Urban | Q1 |
| 16861 | Large Rural | Q1 |
| 16863 | Large Rural | Q2 |
| 16864 | Large Rural | Q2 |
| 16865 | Urban | Q1 |
| 16866 | Large Rural | Q3 |
| 16868 | Urban | Q1 |
| 16870 | Urban | Q1 |
| 16871 | Isolated | Q1 |
| 16872 | Urban | Q3 |
| 16873 | Large Rural | Q3 |
| 16874 | Urban | Q1 |
| 16875 | Urban | Q2 |
| 16876 | Large Rural | Q2 |
| 16877 | Urban | Q1 |
| 16878 | Large Rural | Q2 |
| 16879 | Urban | Q3 |
| 16881 | Large Rural | Q2 |
| 16882 | Urban | Q3 |
| 16901 | Isolated | Q2 |
| 16910 | Isolated | Q3 |
| 16911 | Isolated | Q2 |
| 16912 | Isolated | Q3 |
| 16914 | Large Rural | Q2 |
| 16915 | Isolated | Q2 |

Appendix D. List of 5-Digit Zip Codes and Mapping to Urban and Socioeconomic Status Categories

| 5-Digit Zip Code | Rural/Urban Categorization | SES Quartile |
|------------------|----------------------------|--------------|
| 16917 | Small Rural | Q1 |
| 16920 | Isolated | Q3 |
| 16921 | Isolated | Q2 |
| 16922 | Isolated | Q2 |
| 16923 | Isolated | Q2 |
| 16925 | Urban | Q2 |
| 16926 | Isolated | Q2 |
| 16927 | Isolated | Q3 |
| 16928 | Isolated | Q2 |
| 16929 | Urban | Q2 |
| 16930 | Urban | Q1 |
| 16932 | Small Rural | Q1 |
| 16933 | Small Rural | Q3 |
| 16935 | Isolated | Q1 |
| 16936 | Urban | Q2 |
| 16937 | Isolated | Q2 |
| 16938 | Urban | Q2 |
| 16939 | Small Rural | Q3 |
| 16940 | Urban | Q4 |
| 16941 | Isolated | Q1 |
| 16942 | Isolated | Q1 |
| 16943 | Isolated | Q2 |
| 16945 | Isolated | Q2 |
| 16946 | Isolated | Q2 |
| 16947 | Isolated | Q2 |
| 16948 | Isolated | Q3 |
| 16950 | Isolated | Q3 |
| 17001 | Urban | Q1 |
| 17002 | Isolated | Q2 |
| 17003 | Urban | Q1 |
| 17004 | Isolated | Q3 |
| 17005 | Isolated | Q2 |
| 17006 | Urban | Q3 |
| 17007 | Urban | Q1 |
| 17009 | Large Rural | Q2 |
| 17010 | Urban | Q2 |
| 17011 | Urban | Q1 |
| 17013 | Urban | Q3 |
| 17014 | Urban | Q3 |
| 17015 | Urban | Q1 |
| 17016 | Urban | Q1 |
| 17017 | Urban | Q1 |
| 17018 | Urban | Q1 |
| 17019 | Urban | Q1 |

Appendix D. List of 5-Digit Zip Codes and Mapping to Urban and Socioeconomic Status Categories

| 5-Digit Zip Code | Rural/Urban Categorization | SES Quartile |
|------------------|----------------------------|--------------|
| 17020 | Urban | Q1 |
| 17021 | Urban | Q3 |
| 17022 | Urban | Q1 |
| 17023 | Urban | Q2 |
| 17024 | Urban | Q2 |
| 17025 | Urban | Q1 |
| 17026 | Urban | Q2 |
| 17027 | Urban | Q1 |
| 17028 | Urban | Q1 |
| 17029 | Large Rural | Q3 |
| 17030 | Isolated | Q2 |
| 17032 | Urban | Q1 |
| 17033 | Urban | Q2 |
| 17034 | Urban | Q3 |
| 17035 | Urban | Q2 |
| 17036 | Urban | Q1 |
| 17037 | Urban | Q2 |
| 17038 | Urban | Q1 |
| 17039 | Urban | Q1 |
| 17040 | Urban | Q1 |
| 17041 | Urban | Q1 |
| 17042 | Urban | Q3 |
| 17043 | Urban | Q3 |
| 17044 | Large Rural | Q3 |
| 17045 | Urban | Q2 |
| 17046 | Urban | Q4 |
| 17047 | Urban | Q3 |
| 17048 | Urban | Q3 |
| 17049 | Urban | Q3 |
| 17050 | Urban | Q1 |
| 17051 | Large Rural | Q2 |
| 17052 | Large Rural | Q2 |
| 17053 | Urban | Q1 |
| 17054 | Large Rural | Q2 |
| 17055 | Urban | Q1 |
| 17056 | Urban | Q1 |
| 17057 | Urban | Q2 |
| 17058 | Urban | Q3 |
| 17059 | Urban | Q2 |
| 17060 | Large Rural | Q2 |
| 17061 | Urban | Q2 |
| 17062 | Urban | Q1 |
| 17063 | Large Rural | Q2 |
| 17064 | Urban | Q1 |

Appendix D. List of 5-Digit Zip Codes and Mapping to Urban and Socioeconomic Status Categories

| 5-Digit Zip Code | Rural/Urban Categorization | SES Quartile |
|------------------|----------------------------|--------------|
| 17065 | Urban | Q2 |
| 17066 | Small Rural | Q3 |
| 17067 | Urban | Q1 |
| 17068 | Urban | Q2 |
| 17069 | Urban | Q3 |
| 17070 | Urban | Q1 |
| 17071 | Urban | Q2 |
| 17072 | Urban | Q1 |
| 17073 | Urban | Q3 |
| 17074 | Urban | Q2 |
| 17075 | Small Rural | Q3 |
| 17076 | Urban | Q2 |
| 17077 | Urban | Q1 |
| 17078 | Urban | Q1 |
| 17080 | Isolated | Q2 |
| 17081 | Urban | Q1 |
| 17082 | Urban | Q2 |
| 17083 | Urban | Q1 |
| 17084 | Large Rural | Q3 |
| 17085 | Urban | Q3 |
| 17086 | Urban | Q2 |
| 17087 | Urban | Q2 |
| 17088 | Urban | Q2 |
| 17089 | Urban | Q1 |
| 17090 | Urban | Q2 |
| 17093 | Urban | Q2 |
| 17094 | Urban | Q2 |
| 17097 | Urban | Q3 |
| 17098 | Urban | Q2 |
| 17099 | Large Rural | Q3 |
| 17101 | Urban | Q4 |
| 17102 | Urban | Q4 |
| 17103 | Urban | Q4 |
| 17104 | Urban | Q4 |
| 17105 | Urban | Q3 |
| 17106 | Urban | Q3 |
| 17107 | Urban | Q3 |
| 17108 | Urban | Missing |
| 17109 | Urban | Q3 |
| 17110 | Urban | Q3 |
| 17111 | Urban | Q2 |
| 17112 | Urban | Q1 |
| 17113 | Urban | Q3 |
| 17120 | Urban | Missing |

Appendix D. List of 5-Digit Zip Codes and Mapping to Urban and Socioeconomic Status Categories

| 5-Digit Zip Code | Rural/Urban Categorization | SES Quartile |
|------------------|----------------------------|--------------|
| 17121 | Urban | Q3 |
| 17122 | Urban | Q4 |
| 17123 | Urban | Missing |
| 17124 | Urban | Missing |
| 17125 | Urban | Missing |
| 17126 | Urban | Missing |
| 17127 | Urban | Missing |
| 17128 | Urban | Missing |
| 17129 | Urban | Q4 |
| 17130 | Urban | Missing |
| 17140 | Urban | Q2 |
| 17177 | Urban | Q3 |
| 17201 | Urban | Q4 |
| 17202 | Urban | Q1 |
| 17210 | Urban | Q1 |
| 17211 | Isolated | Q2 |
| 17212 | Isolated | Q2 |
| 17213 | Urban | Q2 |
| 17214 | Large Rural | Q3 |
| 17215 | Urban | Q2 |
| 17217 | Urban | Q4 |
| 17219 | Urban | Q3 |
| 17220 | Urban | Q2 |
| 17221 | Urban | Q2 |
| 17222 | Urban | Q1 |
| 17223 | Isolated | Q3 |
| 17224 | Urban | Q1 |
| 17225 | Urban | Q1 |
| 17228 | Isolated | Q2 |
| 17229 | Isolated | Q1 |
| 17231 | Urban | Q2 |
| 17232 | Urban | Q2 |
| 17233 | Isolated | Q2 |
| 17235 | Urban | Q3 |
| 17236 | Urban | Q2 |
| 17237 | Large Rural | Q2 |
| 17238 | Urban | Q1 |
| 17239 | Urban | Q1 |
| 17240 | Large Rural | Q2 |
| 17241 | Urban | Q2 |
| 17243 | Urban | Q3 |
| 17244 | Urban | Q2 |
| 17246 | Urban | Q1 |
| 17247 | Large Rural | Q2 |

Appendix D. List of 5-Digit Zip Codes and Mapping to Urban and Socioeconomic Status Categories

| 5-Digit Zip Code | Rural/Urban Categorization | SES Quartile |
|------------------|----------------------------|--------------|
| 17249 | Urban | Q1 |
| 17250 | Large Rural | Q1 |
| 17251 | Urban | Q1 |
| 17252 | Urban | Q2 |
| 17253 | Urban | Q1 |
| 17254 | Urban | Q2 |
| 17255 | Urban | Q2 |
| 17256 | Urban | Q1 |
| 17257 | Large Rural | Q4 |
| 17260 | Large Rural | Q2 |
| 17261 | Large Rural | Q1 |
| 17262 | Urban | Q3 |
| 17263 | Urban | Q1 |
| 17264 | Urban | Q1 |
| 17265 | Urban | Q3 |
| 17266 | Urban | Q1 |
| 17267 | Urban | Q1 |
| 17268 | Large Rural | Q2 |
| 17270 | Missing | Q1 |
| 17271 | Urban | Q2 |
| 17272 | Large Rural | Q2 |
| 17301 | Urban | Q2 |
| 17302 | Urban | Q2 |
| 17303 | Urban | Q2 |
| 17304 | Urban | Q1 |
| 17306 | Urban | Q3 |
| 17307 | Urban | Q2 |
| 17309 | Urban | Q1 |
| 17310 | Urban | Q1 |
| 17311 | Urban | Q4 |
| 17312 | Urban | Q2 |
| 17313 | Urban | Q3 |
| 17314 | Urban | Q3 |
| 17315 | Urban | Q1 |
| 17316 | Urban | Q1 |
| 17317 | Urban | Q3 |
| 17318 | Urban | Q2 |
| 17319 | Urban | Q1 |
| 17320 | Small Rural | Q1 |
| 17321 | Urban | Q1 |
| 17322 | Urban | Q1 |
| 17323 | Urban | Q1 |
| 17324 | Urban | Q1 |
| 17325 | Urban | Q2 |

Appendix D. List of 5-Digit Zip Codes and Mapping to Urban and Socioeconomic Status Categories

| 5-Digit Zip Code | Rural/Urban Categorization | SES Quartile |
|------------------|----------------------------|--------------|
| 17327 | Urban | Q1 |
| 17329 | Urban | Q1 |
| 17331 | Urban | Q2 |
| 17332 | Urban | Q2 |
| 17333 | Urban | Q2 |
| 17334 | Urban | Q2 |
| 17335 | Urban | Q2 |
| 17337 | Urban | Q1 |
| 17339 | Urban | Q1 |
| 17340 | Urban | Q1 |
| 17342 | Urban | Q1 |
| 17343 | Urban | Missing |
| 17344 | Urban | Q2 |
| 17345 | Urban | Q2 |
| 17347 | Urban | Q1 |
| 17349 | Urban | Q1 |
| 17350 | Urban | Q2 |
| 17352 | Urban | Q1 |
| 17353 | Urban | Q1 |
| 17354 | Urban | Q1 |
| 17355 | Urban | Q3 |
| 17356 | Urban | Q2 |
| 17358 | Urban | Q1 |
| 17360 | Urban | Q1 |
| 17361 | Urban | Q1 |
| 17362 | Urban | Q1 |
| 17363 | Urban | Q1 |
| 17364 | Urban | Q2 |
| 17365 | Urban | Q1 |
| 17366 | Urban | Q2 |
| 17368 | Urban | Q2 |
| 17370 | Urban | Q1 |
| 17371 | Urban | Q1 |
| 17372 | Urban | Q2 |
| 17375 | Urban | Q1 |
| 17401 | Urban | Q4 |
| 17402 | Urban | Q2 |
| 17403 | Urban | Q3 |
| 17404 | Urban | Q3 |
| 17405 | Urban | Q4 |
| 17406 | Urban | Q2 |
| 17407 | Urban | Q1 |
| 17408 | Urban | Q1 |
| 17501 | Urban | Q2 |

Appendix D. List of 5-Digit Zip Codes and Mapping to Urban and Socioeconomic Status Categories

| 5-Digit Zip Code | Rural/Urban Categorization | SES Quartile |
|------------------|----------------------------|--------------|
| 17502 | Urban | Q2 |
| 17503 | Urban | Q2 |
| 17504 | Urban | Q1 |
| 17505 | Urban | Q3 |
| 17506 | Urban | Q3 |
| 17507 | Urban | Q2 |
| 17508 | Urban | Q1 |
| 17509 | Urban | Q3 |
| 17512 | Urban | Q2 |
| 17516 | Urban | Q1 |
| 17517 | Urban | Q1 |
| 17518 | Urban | Q3 |
| 17519 | Urban | Q3 |
| 17520 | Urban | Q1 |
| 17521 | Urban | Q1 |
| 17522 | Urban | Q2 |
| 17527 | Urban | Q3 |
| 17528 | Urban | Q3 |
| 17529 | Urban | Q2 |
| 17532 | Urban | Q2 |
| 17533 | Urban | Q1 |
| 17534 | Urban | Q2 |
| 17535 | Urban | Q3 |
| 17536 | Urban | Q2 |
| 17537 | Urban | Q4 |
| 17538 | Urban | Q1 |
| 17540 | Urban | Q3 |
| 17543 | Urban | Q1 |
| 17545 | Urban | Q1 |
| 17547 | Urban | Q1 |
| 17549 | Urban | Q2 |
| 17550 | Urban | Q3 |
| 17551 | Urban | Q2 |
| 17552 | Urban | Q2 |
| 17554 | Urban | Q2 |
| 17555 | Urban | Q2 |
| 17557 | Urban | Q3 |
| 17560 | Urban | Q2 |
| 17562 | Urban | Q2 |
| 17563 | Urban | Q3 |
| 17564 | Urban | Q1 |
| 17565 | Urban | Q1 |
| 17566 | Urban | Q2 |
| 17567 | Urban | Q2 |

Appendix D. List of 5-Digit Zip Codes and Mapping to Urban and Socioeconomic Status Categories

| 5-Digit Zip Code | Rural/Urban Categorization | SES Quartile |
|------------------|----------------------------|--------------|
| 17568 | Urban | Q1 |
| 17569 | Urban | Q1 |
| 17570 | Urban | Q2 |
| 17572 | Urban | Q3 |
| 17573 | Urban | Q3 |
| 17575 | Urban | Q2 |
| 17576 | Urban | Q1 |
| 17578 | Urban | Q2 |
| 17579 | Urban | Q1 |
| 17580 | Urban | Q3 |
| 17581 | Urban | Q2 |
| 17582 | Urban | Q1 |
| 17583 | Urban | Q1 |
| 17584 | Urban | Q1 |
| 17585 | Urban | Q4 |
| 17601 | Urban | Q1 |
| 17602 | Urban | Q4 |
| 17603 | Urban | Q4 |
| 17604 | Urban | Q1 |
| 17605 | Urban | Q1 |
| 17606 | Urban | Q2 |
| 17607 | Urban | Q1 |
| 17608 | Urban | Q4 |
| 17611 | Urban | Q1 |
| 17622 | Urban | Q1 |
| 17699 | Urban | Q1 |
| 17701 | Urban | Q3 |
| 17702 | Urban | Q2 |
| 17703 | Urban | Q3 |
| 17705 | Urban | Q3 |
| 17720 | Urban | Q3 |
| 17721 | Large Rural | Q1 |
| 17723 | Urban | Q2 |
| 17724 | Isolated | Q3 |
| 17726 | Large Rural | Q3 |
| 17727 | Urban | Q1 |
| 17728 | Urban | Q1 |
| 17729 | Isolated | Q1 |
| 17730 | Large Rural | Q2 |
| 17731 | Urban | Q1 |
| 17735 | Isolated | Q3 |
| 17737 | Urban | Q2 |
| 17739 | Urban | Q1 |
| 17740 | Urban | Q2 |

Appendix D. List of 5-Digit Zip Codes and Mapping to Urban and Socioeconomic Status Categories

| 5-Digit Zip Code | Rural/Urban Categorization | SES Quartile |
|------------------|----------------------------|--------------|
| 17742 | Small Rural | Q3 |
| 17744 | Urban | Q2 |
| 17745 | Large Rural | Q3 |
| 17747 | Urban | Q3 |
| 17748 | Large Rural | Q2 |
| 17749 | Large Rural | Q1 |
| 17750 | Large Rural | Q1 |
| 17751 | Large Rural | Q2 |
| 17752 | Urban | Q2 |
| 17754 | Urban | Q1 |
| 17756 | Urban | Q1 |
| 17758 | Urban | Q1 |
| 17760 | Isolated | Q2 |
| 17762 | Urban | Q1 |
| 17763 | Urban | Q1 |
| 17764 | Isolated | Q3 |
| 17765 | Urban | Q2 |
| 17767 | Missing | Q1 |
| 17768 | Urban | Q3 |
| 17769 | Urban | Q2 |
| 17771 | Urban | Q2 |
| 17772 | Large Rural | Q2 |
| 17774 | Small Rural | Q2 |
| 17776 | Urban | Q1 |
| 17777 | Large Rural | Q2 |
| 17778 | Isolated | Q2 |
| 17779 | Large Rural | Q1 |
| 17801 | Large Rural | Q3 |
| 17810 | Small Rural | Q2 |
| 17812 | Isolated | Q2 |
| 17813 | Large Rural | Q2 |
| 17814 | Urban | Q2 |
| 17815 | Urban | Q3 |
| 17820 | Urban | Q1 |
| 17821 | Urban | Q2 |
| 17822 | Urban | Missing |
| 17823 | Urban | Q1 |
| 17824 | Urban | Q1 |
| 17827 | Large Rural | Q2 |
| 17829 | Large Rural | Q3 |
| 17830 | Urban | Q2 |
| 17831 | Large Rural | Q2 |
| 17832 | Large Rural | Q2 |
| 17833 | Isolated | Q2 |

Appendix D. List of 5-Digit Zip Codes and Mapping to Urban and Socioeconomic Status Categories

| 5-Digit Zip Code | Rural/Urban Categorization | SES Quartile |
|------------------|----------------------------|--------------|
| 17834 | Large Rural | Q2 |
| 17835 | Large Rural | Q1 |
| 17836 | Urban | Q1 |
| 17837 | Large Rural | Q3 |
| 17840 | Large Rural | Q2 |
| 17841 | Large Rural | Q2 |
| 17842 | Isolated | Q2 |
| 17843 | Isolated | Q2 |
| 17844 | Small Rural | Q2 |
| 17845 | Large Rural | Q2 |
| 17846 | Urban | Q1 |
| 17847 | Large Rural | Q3 |
| 17850 | Large Rural | Q3 |
| 17851 | Large Rural | Q3 |
| 17853 | Large Rural | Q2 |
| 17855 | Large Rural | Q1 |
| 17856 | Large Rural | Q2 |
| 17857 | Large Rural | Q2 |
| 17858 | Urban | Q1 |
| 17859 | Urban | Q1 |
| 17860 | Urban | Q2 |
| 17861 | Isolated | Q1 |
| 17862 | Isolated | Q2 |
| 17864 | Large Rural | Q2 |
| 17865 | Large Rural | Q2 |
| 17866 | Large Rural | Q3 |
| 17867 | Urban | Q2 |
| 17868 | Urban | Q1 |
| 17870 | Large Rural | Q2 |
| 17872 | Large Rural | Q3 |
| 17876 | Large Rural | Q2 |
| 17877 | Large Rural | Q3 |
| 17878 | Urban | Q1 |
| 17880 | Large Rural | Q2 |
| 17881 | Large Rural | Q2 |
| 17882 | Isolated | Q2 |
| 17883 | Small Rural | Q2 |
| 17884 | Urban | Q3 |
| 17885 | Large Rural | Q1 |
| 17886 | Large Rural | Q1 |
| 17887 | Large Rural | Q2 |
| 17888 | Urban | Q2 |
| 17889 | Large Rural | Q1 |
| 17901 | Large Rural | Q3 |

Appendix D. List of 5-Digit Zip Codes and Mapping to Urban and Socioeconomic Status Categories

| 5-Digit Zip Code | Rural/Urban Categorization | SES Quartile |
|------------------|----------------------------|--------------|
| 17920 | Urban | Q1 |
| 17921 | Small Rural | Q2 |
| 17922 | Large Rural | Q1 |
| 17923 | Large Rural | Q3 |
| 17925 | Large Rural | Q4 |
| 17929 | Large Rural | Q2 |
| 17930 | Large Rural | Q2 |
| 17931 | Large Rural | Q3 |
| 17932 | Large Rural | Q3 |
| 17933 | Large Rural | Q1 |
| 17934 | Large Rural | Q3 |
| 17935 | Small Rural | Q3 |
| 17936 | Small Rural | Q1 |
| 17938 | Isolated | Q1 |
| 17941 | Isolated | Q2 |
| 17943 | Small Rural | Q2 |
| 17944 | Large Rural | Q2 |
| 17945 | Small Rural | Q1 |
| 17946 | Small Rural | Q3 |
| 17948 | Large Rural | Q4 |
| 17949 | Large Rural | Q3 |
| 17951 | Large Rural | Q1 |
| 17952 | Large Rural | Q2 |
| 17953 | Large Rural | Q2 |
| 17954 | Large Rural | Q3 |
| 17957 | Urban | Q1 |
| 17959 | Large Rural | Q2 |
| 17960 | Urban | Q1 |
| 17961 | Large Rural | Q1 |
| 17963 | Urban | Q2 |
| 17964 | Isolated | Q1 |
| 17965 | Large Rural | Q2 |
| 17966 | Urban | Q2 |
| 17967 | Urban | Q1 |
| 17968 | Isolated | Q2 |
| 17970 | Large Rural | Q3 |
| 17972 | Large Rural | Q2 |
| 17974 | Large Rural | Q1 |
| 17976 | Large Rural | Q4 |
| 17978 | Isolated | Q2 |
| 17979 | Large Rural | Q1 |
| 17980 | Urban | Q2 |
| 17981 | Large Rural | Q3 |
| 17982 | Large Rural | Q2 |

Appendix D. List of 5-Digit Zip Codes and Mapping to Urban and Socioeconomic Status Categories

| 5-Digit Zip Code | Rural/Urban Categorization | SES Quartile |
|------------------|----------------------------|--------------|
| 17983 | Isolated | Q1 |
| 17985 | Urban | Q1 |
| 18001 | Urban | Q4 |
| 18002 | Urban | Q2 |
| 18003 | Urban | Q2 |
| 18011 | Urban | Q1 |
| 18012 | Urban | Q2 |
| 18013 | Urban | Q2 |
| 18014 | Urban | Q2 |
| 18015 | Urban | Q4 |
| 18016 | Urban | Missing |
| 18017 | Urban | Q2 |
| 18018 | Urban | Q3 |
| 18020 | Urban | Q1 |
| 18025 | Urban | Missing |
| 18030 | Urban | Q2 |
| 18031 | Urban | Q1 |
| 18032 | Urban | Q3 |
| 18034 | Urban | Q1 |
| 18035 | Urban | Q1 |
| 18036 | Urban | Q1 |
| 18037 | Urban | Q2 |
| 18038 | Urban | Q1 |
| 18039 | Urban | Q1 |
| 18040 | Urban | Q1 |
| 18041 | Urban | Q1 |
| 18042 | Urban | Q4 |
| 18043 | Urban | Q1 |
| 18044 | Urban | Q4 |
| 18045 | Urban | Q1 |
| 18046 | Urban | Q1 |
| 18049 | Urban | Q1 |
| 18051 | Urban | Q1 |
| 18052 | Urban | Q2 |
| 18053 | Urban | Q1 |
| 18054 | Urban | Q1 |
| 18055 | Urban | Q2 |
| 18056 | Urban | Q2 |
| 18058 | Urban | Q2 |
| 18059 | Urban | Q1 |
| 18060 | Urban | Q1 |
| 18062 | Urban | Q1 |
| 18063 | Urban | Q2 |
| 18064 | Urban | Q1 |

Appendix D. List of 5-Digit Zip Codes and Mapping to Urban and Socioeconomic Status Categories

| 5-Digit Zip Code | Rural/Urban Categorization | SES Quartile |
|------------------|----------------------------|--------------|
| 18065 | Urban | Q2 |
| 18066 | Urban | Q1 |
| 18067 | Urban | Q1 |
| 18068 | Urban | Missing |
| 18069 | Urban | Q1 |
| 18070 | Urban | Q2 |
| 18071 | Urban | Q2 |
| 18072 | Urban | Q2 |
| 18073 | Urban | Q1 |
| 18074 | Urban | Q1 |
| 18076 | Urban | Q2 |
| 18077 | Urban | Q1 |
| 18078 | Urban | Q1 |
| 18079 | Urban | Q2 |
| 18080 | Urban | Q2 |
| 18081 | Urban | Q2 |
| 18083 | Urban | Q2 |
| 18084 | Urban | Q1 |
| 18085 | Urban | Q1 |
| 18086 | Urban | Q2 |
| 18087 | Urban | Q3 |
| 18088 | Urban | Q1 |
| 18091 | Urban | Q2 |
| 18092 | Urban | Q1 |
| 18098 | Urban | Q1 |
| 18099 | Urban | Q1 |
| 18101 | Urban | Q4 |
| 18102 | Urban | Q4 |
| 18103 | Urban | Q3 |
| 18104 | Urban | Q1 |
| 18105 | Urban | Q1 |
| 18106 | Urban | Q1 |
| 18109 | Urban | Q4 |
| 18195 | Urban | Missing |
| 18201 | Urban | Q4 |
| 18202 | Urban | Q3 |
| 18210 | Urban | Q2 |
| 18211 | Urban | Q1 |
| 18212 | Urban | Q1 |
| 18214 | Large Rural | Q1 |
| 18216 | Urban | Q2 |
| 18218 | Large Rural | Q4 |
| 18219 | Urban | Q1 |
| 18220 | Urban | Q1 |

Appendix D. List of 5-Digit Zip Codes and Mapping to Urban and Socioeconomic Status Categories

| 5-Digit Zip Code | Rural/Urban Categorization | SES Quartile |
|------------------|----------------------------|--------------|
| 18221 | Urban | Q2 |
| 18222 | Urban | Q1 |
| 18223 | Urban | Q3 |
| 18224 | Urban | Q3 |
| 18225 | Urban | Q1 |
| 18229 | Urban | Q2 |
| 18230 | Urban | Q3 |
| 18231 | Urban | Q3 |
| 18232 | Large Rural | Q3 |
| 18234 | Urban | Q2 |
| 18235 | Urban | Q2 |
| 18237 | Urban | Q3 |
| 18239 | Urban | Q3 |
| 18240 | Large Rural | Q3 |
| 18241 | Urban | Q2 |
| 18242 | Urban | Q3 |
| 18244 | Urban | Q2 |
| 18245 | Urban | Q1 |
| 18246 | Urban | Q2 |
| 18247 | Urban | Q1 |
| 18248 | Urban | Q2 |
| 18249 | Urban | Q1 |
| 18250 | Large Rural | Q2 |
| 18251 | Urban | Q1 |
| 18252 | Large Rural | Q3 |
| 18254 | Urban | Q1 |
| 18255 | Urban | Q1 |
| 18256 | Urban | Q1 |
| 18301 | Urban | Q3 |
| 18302 | Urban | Q2 |
| 18320 | Urban | Q3 |
| 18321 | Urban | Q3 |
| 18322 | Urban | Q2 |
| 18323 | Isolated | Q1 |
| 18324 | Urban | Q3 |
| 18325 | Isolated | Q1 |
| 18326 | Isolated | Q1 |
| 18327 | Urban | Q2 |
| 18328 | Urban | Q2 |
| 18330 | Urban | Q1 |
| 18331 | Urban | Q3 |
| 18332 | Urban | Q2 |
| 18333 | Urban | Q2 |
| 18334 | Large Rural | Q2 |

Appendix D. List of 5-Digit Zip Codes and Mapping to Urban and Socioeconomic Status Categories

| 5-Digit Zip Code | Rural/Urban Categorization | SES Quartile |
|------------------|----------------------------|--------------|
| 18335 | Urban | Q1 |
| 18336 | Large Rural | Q2 |
| 18337 | Large Rural | Q1 |
| 18340 | Large Rural | Q1 |
| 18341 | Urban | Q3 |
| 18342 | Isolated | Q3 |
| 18343 | Isolated | Q1 |
| 18344 | Large Rural | Q3 |
| 18346 | Large Rural | Q1 |
| 18347 | Large Rural | Q2 |
| 18348 | Large Rural | Q2 |
| 18349 | Urban | Q1 |
| 18350 | Large Rural | Q1 |
| 18351 | Urban | Q3 |
| 18352 | Urban | Q3 |
| 18353 | Urban | Q1 |
| 18354 | Urban | Q1 |
| 18355 | Urban | Q2 |
| 18356 | Urban | Q1 |
| 18357 | Isolated | Q1 |
| 18360 | Urban | Q3 |
| 18370 | Urban | Q1 |
| 18371 | Urban | Q1 |
| 18372 | Urban | Q1 |
| 18403 | Urban | Q2 |
| 18405 | Small Rural | Q2 |
| 18407 | Urban | Q3 |
| 18410 | Urban | Q1 |
| 18411 | Urban | Q1 |
| 18413 | Urban | Q3 |
| 18414 | Urban | Q1 |
| 18415 | Small Rural | Q1 |
| 18416 | Urban | Q1 |
| 18417 | Small Rural | Q1 |
| 18419 | Urban | Q2 |
| 18420 | Urban | Q2 |
| 18421 | Urban | Q2 |
| 18424 | Urban | Q2 |
| 18425 | Urban | Q1 |
| 18426 | Urban | Q1 |
| 18427 | Urban | Q3 |
| 18428 | Urban | Q1 |
| 18430 | Urban | Q1 |
| 18431 | Small Rural | Q3 |

Appendix D. List of 5-Digit Zip Codes and Mapping to Urban and Socioeconomic Status Categories

| 5-Digit Zip Code | Rural/Urban Categorization | SES Quartile |
|------------------|----------------------------|--------------|
| 18433 | Urban | Q1 |
| 18434 | Urban | Q3 |
| 18435 | Isolated | Q1 |
| 18436 | Urban | Q1 |
| 18437 | Small Rural | Q2 |
| 18438 | Urban | Q1 |
| 18439 | Urban | Q2 |
| 18440 | Urban | Q1 |
| 18441 | Urban | Q2 |
| 18443 | Small Rural | Q1 |
| 18444 | Urban | Q1 |
| 18445 | Urban | Q2 |
| 18446 | Urban | Q2 |
| 18447 | Urban | Q2 |
| 18448 | Urban | Q2 |
| 18449 | Urban | Q1 |
| 18451 | Urban | Q1 |
| 18452 | Urban | Q2 |
| 18453 | Urban | Q2 |
| 18454 | Urban | Q1 |
| 18455 | Urban | Q1 |
| 18456 | Urban | Q3 |
| 18457 | Isolated | Q2 |
| 18458 | Large Rural | Q2 |
| 18459 | Urban | Q2 |
| 18460 | Urban | Q1 |
| 18461 | Small Rural | Q2 |
| 18462 | Urban | Q2 |
| 18463 | Urban | Q1 |
| 18464 | Urban | Q1 |
| 18465 | Urban | Q2 |
| 18466 | Large Rural | Q3 |
| 18469 | Small Rural | Q1 |
| 18470 | Urban | Q1 |
| 18471 | Urban | Q1 |
| 18472 | Urban | Q2 |
| 18473 | Urban | Q3 |
| 18501 | Urban | Q3 |
| 18502 | Urban | Q3 |
| 18503 | Urban | Q3 |
| 18504 | Urban | Q3 |
| 18505 | Urban | Q4 |
| 18507 | Urban | Q2 |
| 18508 | Urban | Q4 |

Appendix D. List of 5-Digit Zip Codes and Mapping to Urban and Socioeconomic Status Categories

| 5-Digit Zip Code | Rural/Urban Categorization | SES Quartile |
|------------------|----------------------------|--------------|
| 18509 | Urban | Q3 |
| 18510 | Urban | Q4 |
| 18512 | Urban | Q2 |
| 18515 | Urban | Q4 |
| 18517 | Urban | Q3 |
| 18518 | Urban | Q3 |
| 18519 | Urban | Q3 |
| 18540 | Urban | Q4 |
| 18577 | Urban | Q4 |
| 18601 | Urban | Q3 |
| 18602 | Urban | Q1 |
| 18603 | Urban | Q3 |
| 18610 | Large Rural | Q3 |
| 18611 | Urban | Q1 |
| 18612 | Urban | Q1 |
| 18614 | Isolated | Q2 |
| 18615 | Urban | Q2 |
| 18616 | Urban | Q2 |
| 18617 | Urban | Q4 |
| 18618 | Urban | Q2 |
| 18619 | Urban | Q1 |
| 18621 | Urban | Q1 |
| 18622 | Urban | Q3 |
| 18623 | Urban | Q2 |
| 18624 | Isolated | Q1 |
| 18625 | Urban | Q1 |
| 18626 | Isolated | Q1 |
| 18627 | Urban | Q1 |
| 18628 | Isolated | Q2 |
| 18629 | Urban | Q1 |
| 18630 | Urban | Q2 |
| 18631 | Urban | Q1 |
| 18632 | Isolated | Q2 |
| 18634 | Urban | Q3 |
| 18635 | Urban | Q2 |
| 18636 | Urban | Q2 |
| 18640 | Urban | Q3 |
| 18641 | Urban | Q2 |
| 18642 | Urban | Q1 |
| 18643 | Urban | Q2 |
| 18644 | Urban | Q2 |
| 18651 | Urban | Q3 |
| 18653 | Urban | Q1 |
| 18654 | Urban | Q2 |

Appendix D. List of 5-Digit Zip Codes and Mapping to Urban and Socioeconomic Status Categories

| 5-Digit Zip Code | Rural/Urban Categorization | SES Quartile |
|------------------|----------------------------|--------------|
| 18655 | Urban | Q2 |
| 18656 | Urban | Q1 |
| 18657 | Urban | Q2 |
| 18660 | Urban | Q1 |
| 18661 | Urban | Q1 |
| 18690 | Urban | Q1 |
| 18701 | Urban | Q4 |
| 18702 | Urban | Q4 |
| 18703 | Urban | Q4 |
| 18704 | Urban | Q3 |
| 18705 | Urban | Q3 |
| 18706 | Urban | Q3 |
| 18707 | Urban | Q1 |
| 18708 | Urban | Q1 |
| 18709 | Urban | Q4 |
| 18710 | Urban | Q4 |
| 18711 | Urban | Q4 |
| 18762 | Urban | Q3 |
| 18764 | Urban | Q4 |
| 18765 | Urban | Q4 |
| 18766 | Urban | Q4 |
| 18767 | Urban | Q4 |
| 18769 | Urban | Q4 |
| 18773 | Urban | Q4 |
| 18801 | Isolated | Q1 |
| 18810 | Large Rural | Q2 |
| 18812 | Urban | Q1 |
| 18813 | Urban | Q3 |
| 18814 | Small Rural | Q1 |
| 18815 | Isolated | Q1 |
| 18816 | Urban | Q1 |
| 18817 | Large Rural | Q2 |
| 18818 | Urban | Q2 |
| 18820 | Urban | Q3 |
| 18821 | Urban | Q2 |
| 18822 | Urban | Q3 |
| 18823 | Urban | Q3 |
| 18824 | Urban | Q3 |
| 18825 | Urban | Q2 |
| 18826 | Urban | Q1 |
| 18827 | Urban | Q3 |
| 18828 | Urban | Q4 |
| 18829 | Urban | Q2 |
| 18830 | Urban | Q1 |

Appendix D. List of 5-Digit Zip Codes and Mapping to Urban and Socioeconomic Status Categories

| 5-Digit Zip Code | Rural/Urban Categorization | SES Quartile |
|------------------|----------------------------|--------------|
| 18831 | Large Rural | Q2 |
| 18832 | Isolated | Q2 |
| 18833 | Isolated | Q2 |
| 18834 | Urban | Q2 |
| 18837 | Large Rural | Q2 |
| 18840 | Large Rural | Q2 |
| 18842 | Urban | Q2 |
| 18843 | Isolated | Q1 |
| 18844 | Urban | Q1 |
| 18845 | Urban | Q1 |
| 18846 | Isolated | Q1 |
| 18847 | Urban | Q3 |
| 18848 | Small Rural | Q3 |
| 18850 | Large Rural | Q1 |
| 18851 | Urban | Q2 |
| 18853 | Isolated | Q1 |
| 18854 | Small Rural | Q1 |
| 18901 | Urban | Q1 |
| 18902 | Urban | Q1 |
| 18910 | Urban | Q1 |
| 18911 | Urban | Q1 |
| 18912 | Urban | Q1 |
| 18913 | Urban | Q1 |
| 18914 | Urban | Q1 |
| 18915 | Urban | Q1 |
| 18916 | Urban | Q1 |
| 18917 | Urban | Q2 |
| 18918 | Urban | Q2 |
| 18920 | Urban | Q1 |
| 18921 | Urban | Q1 |
| 18922 | Urban | Q1 |
| 18923 | Urban | Q1 |
| 18925 | Urban | Q1 |
| 18927 | Urban | Q1 |
| 18928 | Urban | Q1 |
| 18929 | Urban | Q1 |
| 18930 | Urban | Q1 |
| 18931 | Urban | Q1 |
| 18932 | Urban | Q1 |
| 18933 | Urban | Q1 |
| 18934 | Urban | Q1 |
| 18935 | Urban | Missing |
| 18936 | Urban | Q1 |
| 18938 | Urban | Q1 |

Appendix D. List of 5-Digit Zip Codes and Mapping to Urban and Socioeconomic Status Categories

| 5-Digit Zip Code | Rural/Urban Categorization | SES Quartile |
|------------------|----------------------------|--------------|
| 18940 | Urban | Q1 |
| 18942 | Urban | Q1 |
| 18943 | Urban | Q1 |
| 18944 | Urban | Q1 |
| 18946 | Urban | Q1 |
| 18947 | Urban | Q1 |
| 18949 | Urban | Q1 |
| 18950 | Urban | Q1 |
| 18951 | Urban | Q1 |
| 18953 | Urban | Q1 |
| 18954 | Urban | Q1 |
| 18955 | Urban | Q1 |
| 18956 | Urban | Q1 |
| 18957 | Urban | Q1 |
| 18958 | Urban | Q1 |
| 18960 | Urban | Q1 |
| 18962 | Urban | Q1 |
| 18963 | Urban | Q1 |
| 18964 | Urban | Q1 |
| 18966 | Urban | Q1 |
| 18968 | Urban | Q1 |
| 18969 | Urban | Q2 |
| 18970 | Urban | Q2 |
| 18971 | Urban | Q2 |
| 18972 | Urban | Q1 |
| 18974 | Urban | Q2 |
| 18976 | Urban | Q1 |
| 18977 | Urban | Q1 |
| 18979 | Urban | Q1 |
| 18980 | Urban | Q1 |
| 18981 | Urban | Q1 |
| 18991 | Urban | Q2 |
| 19001 | Urban | Q1 |
| 19002 | Urban | Q1 |
| 19003 | Urban | Q2 |
| 19004 | Urban | Q1 |
| 19006 | Urban | Q1 |
| 19007 | Urban | Q3 |
| 19008 | Urban | Q1 |
| 19009 | Urban | Q2 |
| 19010 | Urban | Q1 |
| 19012 | Urban | Q1 |
| 19013 | Urban | Q4 |
| 19014 | Urban | Q1 |

Appendix D. List of 5-Digit Zip Codes and Mapping to Urban and Socioeconomic Status Categories

| 5-Digit Zip Code | Rural/Urban Categorization | SES Quartile |
|------------------|----------------------------|--------------|
| 19015 | Urban | Q3 |
| 19016 | Urban | Q4 |
| 19017 | Urban | Q1 |
| 19018 | Urban | Q2 |
| 19019 | Urban | Q3 |
| 19020 | Urban | Q2 |
| 19021 | Urban | Q3 |
| 19022 | Urban | Q4 |
| 19023 | Urban | Q4 |
| 19025 | Urban | Q1 |
| 19026 | Urban | Q2 |
| 19027 | Urban | Q2 |
| 19028 | Urban | Q1 |
| 19029 | Urban | Q3 |
| 19030 | Urban | Q2 |
| 19031 | Urban | Q1 |
| 19032 | Urban | Q3 |
| 19033 | Urban | Q1 |
| 19034 | Urban | Q1 |
| 19035 | Urban | Q1 |
| 19036 | Urban | Q2 |
| 19037 | Urban | Q1 |
| 19038 | Urban | Q1 |
| 19039 | Urban | Q1 |
| 19040 | Urban | Q1 |
| 19041 | Urban | Q1 |
| 19043 | Urban | Q2 |
| 19044 | Urban | Q1 |
| 19046 | Urban | Q1 |
| 19047 | Urban | Q1 |
| 19048 | Urban | Q1 |
| 19049 | Urban | Q1 |
| 19050 | Urban | Q3 |
| 19052 | Urban | Q1 |
| 19053 | Urban | Q1 |
| 19054 | Urban | Q2 |
| 19055 | Urban | Q1 |
| 19056 | Urban | Q1 |
| 19057 | Urban | Q2 |
| 19058 | Urban | Q1 |
| 19060 | Urban | Q1 |
| 19061 | Urban | Q3 |
| 19063 | Urban | Q1 |
| 19064 | Urban | Q1 |

Appendix D. List of 5-Digit Zip Codes and Mapping to Urban and Socioeconomic Status Categories

| 5-Digit Zip Code | Rural/Urban Categorization | SES Quartile |
|------------------|----------------------------|--------------|
| 19065 | Urban | Q1 |
| 19066 | Urban | Q1 |
| 19067 | Urban | Q1 |
| 19070 | Urban | Q1 |
| 19072 | Urban | Q1 |
| 19073 | Urban | Q1 |
| 19074 | Urban | Q2 |
| 19075 | Urban | Q1 |
| 19076 | Urban | Q2 |
| 19078 | Urban | Q2 |
| 19079 | Urban | Q3 |
| 19080 | Urban | Q1 |
| 19081 | Urban | Q1 |
| 19082 | Urban | Q4 |
| 19083 | Urban | Q1 |
| 19085 | Urban | Q1 |
| 19086 | Urban | Q1 |
| 19087 | Urban | Q1 |
| 19088 | Urban | Q1 |
| 19089 | Urban | Q1 |
| 19090 | Urban | Q1 |
| 19091 | Urban | Q1 |
| 19092 | Urban | Q4 |
| 19093 | Urban | Q4 |
| 19094 | Urban | Q3 |
| 19095 | Urban | Q2 |
| 19096 | Urban | Q1 |
| 19098 | Urban | Q2 |
| 19099 | Urban | Q4 |
| 19101 | Urban | Q4 |
| 19102 | Urban | Q2 |
| 19103 | Urban | Q2 |
| 19104 | Urban | Q4 |
| 19105 | Urban | Q4 |
| 19106 | Urban | Q2 |
| 19107 | Urban | Q4 |
| 19108 | Urban | Q3 |
| 19109 | Urban | Missing |
| 19110 | Urban | Q4 |
| 19111 | Urban | Q4 |
| 19112 | Urban | Missing |
| 19113 | Urban | Q1 |
| 19114 | Urban | Q3 |
| 19115 | Urban | Q3 |

Appendix D. List of 5-Digit Zip Codes and Mapping to Urban and Socioeconomic Status Categories

| 5-Digit Zip Code | Rural/Urban Categorization | SES Quartile |
|------------------|----------------------------|--------------|
| 19116 | Urban | Q3 |
| 19118 | Urban | Q2 |
| 19119 | Urban | Q3 |
| 19120 | Urban | Q4 |
| 19121 | Urban | Q4 |
| 19122 | Urban | Q4 |
| 19123 | Urban | Q4 |
| 19124 | Urban | Q4 |
| 19125 | Urban | Q4 |
| 19126 | Urban | Q4 |
| 19127 | Urban | Q2 |
| 19128 | Urban | Q2 |
| 19129 | Urban | Q3 |
| 19130 | Urban | Q3 |
| 19131 | Urban | Q4 |
| 19132 | Urban | Q4 |
| 19133 | Urban | Q4 |
| 19134 | Urban | Q4 |
| 19135 | Urban | Q4 |
| 19136 | Urban | Q3 |
| 19137 | Urban | Q3 |
| 19138 | Urban | Q4 |
| 19139 | Urban | Q4 |
| 19140 | Urban | Q4 |
| 19141 | Urban | Q4 |
| 19142 | Urban | Q4 |
| 19143 | Urban | Q4 |
| 19144 | Urban | Q4 |
| 19145 | Urban | Q4 |
| 19146 | Urban | Q4 |
| 19147 | Urban | Q3 |
| 19148 | Urban | Q4 |
| 19149 | Urban | Q4 |
| 19150 | Urban | Q3 |
| 19151 | Urban | Q4 |
| 19152 | Urban | Q3 |
| 19153 | Urban | Q4 |
| 19154 | Urban | Q2 |
| 19155 | Urban | Q3 |
| 19160 | Urban | Q4 |
| 19161 | Urban | Q4 |
| 19162 | Urban | Q4 |
| 19170 | Urban | Q4 |
| 19171 | Urban | Missing |

Appendix D. List of 5-Digit Zip Codes and Mapping to Urban and Socioeconomic Status Categories

| 5-Digit Zip Code | Rural/Urban Categorization | SES Quartile |
|------------------|----------------------------|--------------|
| 19172 | Urban | Q2 |
| 19173 | Urban | Q2 |
| 19175 | Urban | Q2 |
| 19176 | Urban | Q4 |
| 19177 | Urban | Q2 |
| 19178 | Urban | Q4 |
| 19179 | Urban | Q4 |
| 19181 | Urban | Q2 |
| 19182 | Urban | Q2 |
| 19183 | Urban | Q2 |
| 19184 | Urban | Q4 |
| 19185 | Urban | Missing |
| 19187 | Urban | Q2 |
| 19188 | Urban | Q4 |
| 19190 | Urban | Q4 |
| 19191 | Urban | Q2 |
| 19192 | Urban | Q2 |
| 19193 | Urban | Q4 |
| 19194 | Urban | Q4 |
| 19195 | Urban | Q4 |
| 19196 | Urban | Q4 |
| 19197 | Urban | Q4 |
| 19244 | Urban | Q2 |
| 19255 | Urban | Q2 |
| 19301 | Urban | Q1 |
| 19310 | Urban | Q2 |
| 19311 | Urban | Q2 |
| 19312 | Urban | Q1 |
| 19316 | Urban | Q1 |
| 19317 | Urban | Q1 |
| 19318 | Urban | Q1 |
| 19319 | Urban | Q1 |
| 19320 | Urban | Q2 |
| 19330 | Urban | Q1 |
| 19331 | Urban | Q1 |
| 19333 | Urban | Q1 |
| 19335 | Urban | Q1 |
| 19339 | Urban | Q1 |
| 19340 | Urban | Q1 |
| 19341 | Urban | Q1 |
| 19342 | Urban | Q1 |
| 19343 | Urban | Q1 |
| 19344 | Urban | Q2 |
| 19345 | Urban | Q2 |

Appendix D. List of 5-Digit Zip Codes and Mapping to Urban and Socioeconomic Status Categories

| 5-Digit Zip Code | Rural/Urban Categorization | SES Quartile |
|------------------|----------------------------|--------------|
| 19346 | Urban | Q1 |
| 19347 | Urban | Q1 |
| 19348 | Urban | Q2 |
| 19350 | Urban | Q1 |
| 19351 | Urban | Q1 |
| 19352 | Urban | Q1 |
| 19353 | Urban | Q1 |
| 19354 | Urban | Q1 |
| 19355 | Urban | Q1 |
| 19357 | Urban | Q2 |
| 19358 | Urban | Q4 |
| 19360 | Urban | Q1 |
| 19362 | Urban | Q2 |
| 19363 | Urban | Q3 |
| 19365 | Urban | Q2 |
| 19366 | Urban | Q1 |
| 19367 | Urban | Q2 |
| 19369 | Urban | Q2 |
| 19371 | Urban | Q2 |
| 19372 | Urban | Q1 |
| 19373 | Urban | Q1 |
| 19374 | Urban | Q4 |
| 19375 | Urban | Q2 |
| 19376 | Urban | Q2 |
| 19380 | Urban | Q1 |
| 19381 | Urban | Q1 |
| 19382 | Urban | Q1 |
| 19383 | Urban | Q1 |
| 19390 | Urban | Q1 |
| 19395 | Urban | Q1 |
| 19397 | Urban | Q1 |
| 19398 | Urban | Q1 |
| 19399 | Urban | Q1 |
| 19401 | Urban | Q4 |
| 19403 | Urban | Q1 |
| 19404 | Urban | Q4 |
| 19405 | Urban | Q3 |
| 19406 | Urban | Q1 |
| 19407 | Urban | Q1 |
| 19408 | Urban | Q1 |
| 19409 | Urban | Q1 |
| 19415 | Urban | Q1 |
| 19421 | Urban | Q2 |
| 19422 | Urban | Q1 |

Appendix D. List of 5-Digit Zip Codes and Mapping to Urban and Socioeconomic Status Categories

| 5-Digit Zip Code | Rural/Urban Categorization | SES Quartile |
|------------------|----------------------------|--------------|
| 19423 | Urban | Q1 |
| 19424 | Urban | Q1 |
| 19425 | Urban | Q1 |
| 19426 | Urban | Q1 |
| 19428 | Urban | Q2 |
| 19429 | Urban | Q2 |
| 19430 | Urban | Q1 |
| 19432 | Urban | Q1 |
| 19435 | Urban | Q1 |
| 19436 | Urban | Q2 |
| 19437 | Urban | Q1 |
| 19438 | Urban | Q1 |
| 19440 | Urban | Q1 |
| 19441 | Urban | Q1 |
| 19442 | Urban | Missing |
| 19443 | Urban | Q1 |
| 19444 | Urban | Q1 |
| 19446 | Urban | Q1 |
| 19450 | Urban | Q1 |
| 19451 | Urban | Q1 |
| 19453 | Urban | Q1 |
| 19454 | Urban | Q1 |
| 19455 | Urban | Q1 |
| 19456 | Urban | Q1 |
| 19457 | Urban | Q1 |
| 19460 | Urban | Q1 |
| 19462 | Urban | Q1 |
| 19464 | Urban | Q3 |
| 19465 | Urban | Q1 |
| 19468 | Urban | Q1 |
| 19470 | Urban | Q1 |
| 19472 | Urban | Q2 |
| 19473 | Urban | Q1 |
| 19474 | Urban | Q1 |
| 19475 | Urban | Q2 |
| 19477 | Urban | Q1 |
| 19478 | Urban | Q1 |
| 19480 | Urban | Q1 |
| 19481 | Urban | Q1 |
| 19482 | Urban | Q1 |
| 19484 | Urban | Q1 |
| 19486 | Urban | Q1 |
| 19490 | Urban | Q1 |
| 19492 | Urban | Q2 |

Appendix D. List of 5-Digit Zip Codes and Mapping to Urban and Socioeconomic Status Categories

| 5-Digit Zip Code | Rural/Urban Categorization | SES Quartile |
|------------------|----------------------------|--------------|
| 19493 | Urban | Q1 |
| 19494 | Urban | Q1 |
| 19495 | Urban | Q1 |
| 19496 | Urban | Q1 |
| 19501 | Urban | Q1 |
| 19503 | Urban | Q2 |
| 19504 | Urban | Q1 |
| 19505 | Urban | Q2 |
| 19506 | Urban | Q1 |
| 19507 | Urban | Q1 |
| 19508 | Urban | Q1 |
| 19510 | Urban | Q1 |
| 19511 | Large Rural | Q1 |
| 19512 | Urban | Q2 |
| 19516 | Urban | Q2 |
| 19518 | Urban | Q1 |
| 19519 | Urban | Q3 |
| 19520 | Urban | Q1 |
| 19522 | Urban | Q1 |
| 19523 | Urban | Q1 |
| 19525 | Urban | Q1 |
| 19526 | Urban | Q2 |
| 19529 | Urban | Q1 |
| 19530 | Large Rural | Q2 |
| 19533 | Urban | Q1 |
| 19534 | Urban | Q2 |
| 19535 | Urban | Q1 |
| 19536 | Urban | Q2 |
| 19538 | Large Rural | Q1 |
| 19539 | Urban | Q1 |
| 19540 | Urban | Q1 |
| 19541 | Urban | Q2 |
| 19543 | Urban | Q1 |
| 19544 | Urban | Q1 |
| 19545 | Urban | Q1 |
| 19547 | Urban | Q1 |
| 19548 | Urban | Q1 |
| 19549 | Large Rural | Q2 |
| 19550 | Urban | Q4 |
| 19551 | Urban | Q1 |
| 19554 | Urban | Q2 |
| 19555 | Urban | Q2 |
| 19559 | Urban | Q2 |
| 19560 | Urban | Q2 |

Appendix D. List of 5-Digit Zip Codes and Mapping to Urban and Socioeconomic Status Categories

| 5-Digit Zip Code | Rural/Urban Categorization | SES Quartile |
|------------------|----------------------------|--------------|
| 19562 | Urban | Q2 |
| 19564 | Urban | Q2 |
| 19565 | Urban | Q2 |
| 19567 | Urban | Q2 |
| 19601 | Urban | Q4 |
| 19602 | Urban | Q4 |
| 19603 | Urban | Q4 |
| 19604 | Urban | Q4 |
| 19605 | Urban | Q2 |
| 19606 | Urban | Q2 |
| 19607 | Urban | Q2 |
| 19608 | Urban | Q1 |
| 19609 | Urban | Q1 |
| 19610 | Urban | Q1 |
| 19611 | Urban | Q4 |
| 19612 | Urban | Q4 |
| 19701 | Urban | Q1 |
| 19702 | Urban | Q2 |
| 19703 | Urban | Q3 |
| 19706 | Urban | Q3 |
| 19707 | Urban | Q1 |
| 19708 | Urban | Q1 |
| 19709 | Urban | Q1 |
| 19710 | Urban | Q1 |
| 19711 | Urban | Q2 |
| 19712 | Urban | Q2 |
| 19713 | Urban | Q2 |
| 19714 | Urban | Q2 |
| 19715 | Urban | Q2 |
| 19716 | Urban | Q1 |
| 19717 | Urban | Q1 |
| 19718 | Urban | Q2 |
| 19720 | Urban | Q3 |
| 19721 | Urban | Q3 |
| 19725 | Urban | Q2 |
| 19726 | Urban | Q3 |
| 19730 | Urban | Q1 |
| 19731 | Urban | Q1 |
| 19732 | Urban | Q1 |
| 19733 | Urban | Q1 |
| 19734 | Urban | Q1 |
| 19735 | Urban | Q1 |
| 19736 | Urban | Missing |
| 19801 | Urban | Q4 |

Appendix D. List of 5-Digit Zip Codes and Mapping to Urban and Socioeconomic Status Categories

| 5-Digit Zip Code | Rural/Urban Categorization | SES Quartile |
|------------------|----------------------------|--------------|
| 19802 | Urban | Q4 |
| 19803 | Urban | Q1 |
| 19804 | Urban | Q3 |
| 19805 | Urban | Q4 |
| 19806 | Urban | Q2 |
| 19807 | Urban | Q1 |
| 19808 | Urban | Q1 |
| 19809 | Urban | Q2 |
| 19810 | Urban | Q1 |
| 19850 | Urban | Q4 |
| 19880 | Urban | Q4 |
| 19884 | Urban | Q4 |
| 19885 | Urban | Q4 |
| 19886 | Urban | Q4 |
| 19890 | Urban | Q4 |
| 19891 | Urban | Q2 |
| 19892 | Urban | Q3 |
| 19893 | Urban | Q4 |
| 19894 | Urban | Q3 |
| 19895 | Urban | Q4 |
| 19896 | Urban | Q4 |
| 19897 | Urban | Q1 |
| 19898 | Urban | Q4 |
| 19899 | Urban | Q4 |
| 19901 | Urban | Q3 |
| 19902 | Urban | Q1 |
| 19903 | Urban | Q3 |
| 19904 | Urban | Q3 |
| 19905 | Urban | Q3 |
| 19906 | Urban | Q3 |
| 19930 | Large Rural | Q1 |
| 19931 | Urban | Q2 |
| 19933 | Urban | Q3 |
| 19934 | Urban | Q1 |
| 19936 | Urban | Q3 |
| 19938 | Urban | Q2 |
| 19939 | Small Rural | Q1 |
| 19940 | Urban | Q3 |
| 19941 | Large Rural | Q3 |
| 19943 | Urban | Q2 |
| 19944 | Large Rural | Q1 |
| 19945 | Large Rural | Q3 |
| 19946 | Urban | Q3 |
| 19947 | Small Rural | Q3 |

Appendix D. List of 5-Digit Zip Codes and Mapping to Urban and Socioeconomic Status Categories

| 5-Digit Zip Code | Rural/Urban Categorization | SES Quartile |
|------------------|----------------------------|--------------|
| 19950 | Urban | Q3 |
| 19951 | Large Rural | Q1 |
| 19952 | Urban | Q2 |
| 19953 | Urban | Q3 |
| 19954 | Urban | Q2 |
| 19955 | Urban | Q2 |
| 19956 | Urban | Q3 |
| 19958 | Large Rural | Q1 |
| 19960 | Large Rural | Q3 |
| 19961 | Urban | Q3 |
| 19962 | Urban | Q2 |
| 19963 | Large Rural | Q3 |
| 19964 | Urban | Q2 |
| 19966 | Large Rural | Q2 |
| 19967 | Large Rural | Q1 |
| 19968 | Large Rural | Q1 |
| 19969 | Large Rural | Q1 |
| 19970 | Large Rural | Q1 |
| 19971 | Large Rural | Q1 |
| 19973 | Urban | Q3 |
| 19975 | Large Rural | Q2 |
| 19977 | Urban | Q2 |
| 19979 | Urban | Q2 |
| 19980 | Urban | Q3 |
| 20001 | Urban | Q4 |
| 20002 | Urban | Q4 |
| 20003 | Urban | Q2 |
| 20004 | Urban | Q1 |
| 20005 | Urban | Q3 |
| 20006 | Urban | Q3 |
| 20007 | Urban | Q2 |
| 20008 | Urban | Q2 |
| 20009 | Urban | Q3 |
| 20010 | Urban | Q4 |
| 20011 | Urban | Q4 |
| 20012 | Urban | Q3 |
| 20013 | Urban | Q4 |
| 20015 | Urban | Q1 |
| 20016 | Urban | Q2 |
| 20017 | Urban | Q3 |
| 20018 | Urban | Q4 |
| 20019 | Urban | Q4 |
| 20020 | Urban | Q4 |
| 20022 | Urban | Q4 |

Appendix D. List of 5-Digit Zip Codes and Mapping to Urban and Socioeconomic Status Categories

| 5-Digit Zip Code | Rural/Urban Categorization | SES Quartile |
|------------------|----------------------------|--------------|
| 20024 | Urban | Q3 |
| 20026 | Urban | Missing |
| 20027 | Urban | Q2 |
| 20029 | Urban | Q4 |
| 20030 | Urban | Q4 |
| 20032 | Urban | Q4 |
| 20033 | Urban | Q2 |
| 20035 | Urban | Q2 |
| 20036 | Urban | Q2 |
| 20037 | Urban | Q3 |
| 20038 | Urban | Q3 |
| 20039 | Urban | Q4 |
| 20040 | Urban | Q4 |
| 20041 | Urban | Q2 |
| 20042 | Urban | Q4 |
| 20043 | Urban | Q3 |
| 20044 | Urban | Q1 |
| 20045 | Urban | Missing |
| 20047 | Urban | Q1 |
| 20049 | Urban | Q1 |
| 20050 | Urban | Q4 |
| 20052 | Urban | Q1 |
| 20053 | Urban | Missing |
| 20055 | Urban | Q4 |
| 20056 | Urban | Q3 |
| 20057 | Urban | Q1 |
| 20058 | Urban | Q1 |
| 20059 | Urban | Q4 |
| 20060 | Urban | Q4 |
| 20061 | Urban | Q4 |
| 20062 | Urban | Q3 |
| 20063 | Urban | Q2 |
| 20064 | Urban | Q1 |
| 20065 | Urban | Q4 |
| 20066 | Urban | Q4 |
| 20067 | Urban | Q3 |
| 20068 | Urban | Q4 |
| 20069 | Urban | Q2 |
| 20070 | Urban | Q2 |
| 20071 | Urban | Q3 |
| 20073 | Urban | Q1 |
| 20074 | Urban | Q4 |
| 20075 | Urban | Q4 |
| 20076 | Urban | Q1 |

Appendix D. List of 5-Digit Zip Codes and Mapping to Urban and Socioeconomic Status Categories

| 5-Digit Zip Code | Rural/Urban Categorization | SES Quartile |
|------------------|----------------------------|--------------|
| 20077 | Urban | Q4 |
| 20078 | Urban | Q4 |
| 20080 | Urban | Q4 |
| 20081 | Urban | Q4 |
| 20082 | Urban | Q2 |
| 20090 | Urban | Q4 |
| 20091 | Urban | Q4 |
| 20101 | Urban | Q2 |
| 20102 | Urban | Q2 |
| 20103 | Urban | Q2 |
| 20104 | Urban | Q2 |
| 20105 | Urban | Q1 |
| 20106 | Urban | Q1 |
| 20108 | Urban | Q3 |
| 20109 | Urban | Q3 |
| 20110 | Urban | Q3 |
| 20111 | Urban | Q2 |
| 20112 | Urban | Q1 |
| 20113 | Urban | Q2 |
| 20115 | Urban | Q1 |
| 20116 | Urban | Q1 |
| 20117 | Urban | Q1 |
| 20118 | Urban | Q1 |
| 20119 | Urban | Q1 |
| 20120 | Urban | Q1 |
| 20121 | Urban | Q2 |
| 20122 | Urban | Q1 |
| 20124 | Urban | Q1 |
| 20128 | Urban | Q1 |
| 20129 | Urban | Q1 |
| 20130 | Urban | Q1 |
| 20131 | Urban | Q1 |
| 20132 | Urban | Q1 |
| 20134 | Urban | Q1 |
| 20135 | Urban | Q1 |
| 20136 | Urban | Q1 |
| 20137 | Urban | Q1 |
| 20138 | Urban | Q1 |
| 20139 | Urban | Q1 |
| 20140 | Urban | Q1 |
| 20141 | Urban | Q1 |
| 20142 | Urban | Q1 |
| 20143 | Urban | Q1 |
| 20144 | Urban | Q1 |

Appendix D. List of 5-Digit Zip Codes and Mapping to Urban and Socioeconomic Status Categories

| 5-Digit Zip Code | Rural/Urban Categorization | SES Quartile |
|------------------|----------------------------|--------------|
| 20146 | Urban | Q1 |
| 20147 | Urban | Q1 |
| 20148 | Urban | Q1 |
| 20149 | Urban | Q1 |
| 20151 | Urban | Q2 |
| 20152 | Urban | Q1 |
| 20153 | Urban | Q2 |
| 20155 | Urban | Q1 |
| 20156 | Urban | Q1 |
| 20158 | Urban | Q1 |
| 20159 | Urban | Q1 |
| 20160 | Urban | Q1 |
| 20163 | Urban | Q2 |
| 20164 | Urban | Q2 |
| 20165 | Urban | Q1 |
| 20166 | Urban | Q2 |
| 20167 | Urban | Q2 |
| 20168 | Urban | Q1 |
| 20169 | Urban | Q1 |
| 20170 | Urban | Q2 |
| 20171 | Urban | Q1 |
| 20172 | Urban | Q2 |
| 20175 | Urban | Q1 |
| 20176 | Urban | Q1 |
| 20177 | Urban | Q1 |
| 20178 | Urban | Q1 |
| 20180 | Urban | Q1 |
| 20181 | Urban | Q1 |
| 20182 | Urban | Q1 |
| 20184 | Urban | Q1 |
| 20185 | Urban | Q1 |
| 20186 | Urban | Q1 |
| 20187 | Urban | Q1 |
| 20188 | Urban | Q1 |
| 20189 | Urban | Q2 |
| 20190 | Urban | Q2 |
| 20191 | Urban | Q1 |
| 20192 | Urban | Q1 |
| 20194 | Urban | Q1 |
| 20195 | Urban | Q2 |
| 20196 | Urban | Q1 |
| 20197 | Urban | Q1 |
| 20198 | Urban | Q1 |
| 20201 | Urban | Q3 |

Appendix D. List of 5-Digit Zip Codes and Mapping to Urban and Socioeconomic Status Categories

| 5-Digit Zip Code | Rural/Urban Categorization | SES Quartile |
|------------------|----------------------------|--------------|
| 20202 | Urban | Missing |
| 20203 | Urban | Q2 |
| 20204 | Urban | Missing |
| 20206 | Urban | Q2 |
| 20207 | Urban | Q1 |
| 20208 | Urban | Q4 |
| 20210 | Urban | Q4 |
| 20211 | Urban | Q4 |
| 20212 | Urban | Q4 |
| 20213 | Urban | Q4 |
| 20214 | Urban | Q4 |
| 20215 | Urban | Q4 |
| 20216 | Urban | Q4 |
| 20217 | Urban | Q4 |
| 20218 | Urban | Q3 |
| 20219 | Urban | Q3 |
| 20220 | Urban | Q1 |
| 20221 | Urban | Q4 |
| 20222 | Urban | Q1 |
| 20223 | Urban | Q3 |
| 20224 | Urban | Q1 |
| 20226 | Urban | Q3 |
| 20227 | Urban | Q3 |
| 20228 | Urban | Missing |
| 20229 | Urban | Q1 |
| 20230 | Urban | Missing |
| 20232 | Urban | Q3 |
| 20233 | Urban | Q3 |
| 20235 | Urban | Q3 |
| 20237 | Urban | Q3 |
| 20238 | Urban | Q2 |
| 20239 | Urban | Q4 |
| 20240 | Urban | Missing |
| 20241 | Urban | Q3 |
| 20242 | Urban | Q4 |
| 20244 | Urban | Q4 |
| 20245 | Urban | Missing |
| 20250 | Urban | Missing |
| 20251 | Urban | Missing |
| 20252 | Urban | Q4 |
| 20254 | Urban | Q3 |
| 20260 | Urban | Missing |
| 20261 | Urban | Q3 |
| 20262 | Urban | Q4 |

Appendix D. List of 5-Digit Zip Codes and Mapping to Urban and Socioeconomic Status Categories

| 5-Digit Zip Code | Rural/Urban Categorization | SES Quartile |
|------------------|----------------------------|--------------|
| 20265 | Urban | Q3 |
| 20266 | Urban | Q3 |
| 20268 | Urban | Q4 |
| 20270 | Urban | Missing |
| 20277 | Urban | Q4 |
| 20289 | Urban | Q3 |
| 20299 | Urban | Q4 |
| 20301 | Urban | Q2 |
| 20303 | Urban | Q2 |
| 20306 | Urban | Q3 |
| 20307 | Missing | Q1 |
| 20310 | Urban | Q2 |
| 20314 | Urban | Q4 |
| 20317 | Urban | Q3 |
| 20318 | Urban | Q4 |
| 20319 | Urban | Q1 |
| 20330 | Urban | Q2 |
| 20340 | Urban | Q4 |
| 20350 | Urban | Q2 |
| 20355 | Urban | Q4 |
| 20370 | Urban | Q2 |
| 20372 | Urban | Q3 |
| 20373 | Urban | Q1 |
| 20374 | Urban | Q2 |
| 20375 | Urban | Q4 |
| 20376 | Urban | Q2 |
| 20380 | Urban | Q2 |
| 20388 | Urban | Q2 |
| 20389 | Urban | Q3 |
| 20390 | Urban | Q1 |
| 20391 | Urban | Q2 |
| 20392 | Urban | Q2 |
| 20393 | Urban | Q2 |
| 20394 | Urban | Q2 |
| 20395 | Urban | Q3 |
| 20398 | Urban | Q2 |
| 20401 | Urban | Q4 |
| 20402 | Urban | Q4 |
| 20403 | Urban | Q4 |
| 20404 | Urban | Q4 |
| 20405 | Urban | Missing |
| 20406 | Urban | Q2 |
| 20407 | Urban | Q3 |
| 20408 | Urban | Q1 |

Appendix D. List of 5-Digit Zip Codes and Mapping to Urban and Socioeconomic Status Categories

| 5-Digit Zip Code | Rural/Urban Categorization | SES Quartile |
|------------------|----------------------------|--------------|
| 20409 | Urban | Q3 |
| 20410 | Urban | Q3 |
| 20411 | Urban | Q3 |
| 20412 | Urban | Q3 |
| 20413 | Urban | Q3 |
| 20414 | Urban | Q3 |
| 20415 | Urban | Q3 |
| 20416 | Urban | Q3 |
| 20417 | Urban | Q4 |
| 20418 | Urban | Missing |
| 20419 | Urban | Q2 |
| 20420 | Urban | Q3 |
| 20421 | Urban | Q3 |
| 20422 | Urban | Q4 |
| 20423 | Urban | Q3 |
| 20424 | Urban | Q3 |
| 20425 | Urban | Q1 |
| 20426 | Urban | Q4 |
| 20427 | Urban | Missing |
| 20428 | Urban | Q3 |
| 20429 | Urban | Q3 |
| 20431 | Urban | Q3 |
| 20433 | Urban | Q3 |
| 20434 | Urban | Q3 |
| 20435 | Urban | Q2 |
| 20436 | Urban | Q3 |
| 20437 | Urban | Q3 |
| 20439 | Urban | Q3 |
| 20440 | Urban | Q3 |
| 20441 | Urban | Q3 |
| 20442 | Urban | Q4 |
| 20444 | Urban | Q4 |
| 20447 | Urban | Q3 |
| 20451 | Urban | Missing |
| 20453 | Urban | Q2 |
| 20456 | Urban | Q3 |
| 20460 | Urban | Q1 |
| 20463 | Urban | Q1 |
| 20468 | Urban | Missing |
| 20469 | Urban | Q3 |
| 20470 | Urban | Q4 |
| 20472 | Urban | Q3 |
| 20500 | Urban | Q3 |
| 20501 | Urban | Q3 |

Appendix D. List of 5-Digit Zip Codes and Mapping to Urban and Socioeconomic Status Categories

| 5-Digit Zip Code | Rural/Urban Categorization | SES Quartile |
|------------------|----------------------------|--------------|
| 20502 | Urban | Q3 |
| 20503 | Urban | Q3 |
| 20504 | Urban | Q3 |
| 20505 | Urban | Q3 |
| 20506 | Urban | Missing |
| 20507 | Urban | Q4 |
| 20508 | Urban | Missing |
| 20509 | Urban | Q3 |
| 20510 | Urban | Missing |
| 20511 | Urban | Q4 |
| 20515 | Urban | Q3 |
| 20520 | Urban | Missing |
| 20521 | Urban | Q3 |
| 20522 | Urban | Missing |
| 20523 | Urban | Missing |
| 20524 | Urban | Q3 |
| 20525 | Urban | Q3 |
| 20526 | Urban | Q2 |
| 20527 | Urban | Q3 |
| 20528 | Urban | Q1 |
| 20529 | Urban | Q4 |
| 20530 | Urban | Q3 |
| 20531 | Urban | Q1 |
| 20533 | Urban | Q3 |
| 20534 | Urban | Q4 |
| 20535 | Urban | Missing |
| 20536 | Urban | Q3 |
| 20537 | Urban | Q4 |
| 20538 | Urban | Q4 |
| 20539 | Urban | Q1 |
| 20540 | Urban | Missing |
| 20541 | Urban | Missing |
| 20542 | Urban | Q4 |
| 20543 | Urban | Q4 |
| 20544 | Urban | Q4 |
| 20546 | Urban | Q3 |
| 20547 | Urban | Q3 |
| 20548 | Urban | Q4 |
| 20549 | Urban | Q4 |
| 20551 | Urban | Missing |
| 20552 | Urban | Q3 |
| 20553 | Urban | Missing |
| 20554 | Urban | Q3 |
| 20555 | Urban | Q3 |

Appendix D. List of 5-Digit Zip Codes and Mapping to Urban and Socioeconomic Status Categories

| 5-Digit Zip Code | Rural/Urban Categorization | SES Quartile |
|------------------|----------------------------|--------------|
| 20557 | Urban | Missing |
| 20559 | Urban | Missing |
| 20560 | Urban | Missing |
| 20565 | Urban | Missing |
| 20566 | Urban | Missing |
| 20570 | Urban | Q3 |
| 20571 | Urban | Q3 |
| 20572 | Urban | Q3 |
| 20573 | Urban | Q4 |
| 20575 | Urban | Q3 |
| 20576 | Urban | Q3 |
| 20577 | Urban | Q3 |
| 20578 | Urban | Q4 |
| 20579 | Urban | Q1 |
| 20580 | Urban | Q1 |
| 20581 | Urban | Q2 |
| 20585 | Urban | Q3 |
| 20586 | Urban | Q3 |
| 20588 | Urban | Q1 |
| 20590 | Urban | Q2 |
| 20591 | Urban | Missing |
| 20593 | Urban | Missing |
| 20594 | Urban | Missing |
| 20597 | Urban | Q3 |
| 20598 | Urban | Q4 |
| 20599 | Urban | Q3 |
| 20601 | Urban | Q1 |
| 20602 | Urban | Q3 |
| 20603 | Urban | Q1 |
| 20604 | Urban | Q3 |
| 20606 | Urban | Q4 |
| 20607 | Urban | Q1 |
| 20608 | Urban | Q2 |
| 20609 | Urban | Q2 |
| 20610 | Urban | Q2 |
| 20611 | Urban | Q1 |
| 20612 | Urban | Q1 |
| 20613 | Urban | Q1 |
| 20615 | Urban | Q1 |
| 20616 | Urban | Q1 |
| 20617 | Urban | Q2 |
| 20618 | Urban | Q1 |
| 20619 | Urban | Q1 |
| 20620 | Urban | Q2 |

Appendix D. List of 5-Digit Zip Codes and Mapping to Urban and Socioeconomic Status Categories

| 5-Digit Zip Code | Rural/Urban Categorization | SES Quartile |
|------------------|----------------------------|--------------|
| 20621 | Urban | Q1 |
| 20622 | Urban | Q1 |
| 20623 | Urban | Q1 |
| 20624 | Urban | Q1 |
| 20625 | Urban | Q1 |
| 20626 | Urban | Q1 |
| 20627 | Urban | Q1 |
| 20628 | Urban | Q2 |
| 20629 | Urban | Q1 |
| 20630 | Urban | Q1 |
| 20632 | Urban | Q1 |
| 20634 | Urban | Q3 |
| 20635 | Urban | Q1 |
| 20636 | Urban | Q1 |
| 20637 | Urban | Q1 |
| 20639 | Urban | Q1 |
| 20640 | Urban | Q2 |
| 20643 | Urban | Q1 |
| 20645 | Urban | Q1 |
| 20646 | Urban | Q1 |
| 20650 | Urban | Q1 |
| 20653 | Urban | Q3 |
| 20656 | Urban | Q1 |
| 20657 | Urban | Q1 |
| 20658 | Urban | Q2 |
| 20659 | Urban | Q1 |
| 20660 | Urban | Q2 |
| 20661 | Urban | Q2 |
| 20662 | Urban | Q2 |
| 20664 | Urban | Q2 |
| 20667 | Urban | Q1 |
| 20670 | Urban | Q1 |
| 20674 | Urban | Q3 |
| 20675 | Urban | Q2 |
| 20676 | Urban | Q1 |
| 20677 | Urban | Q1 |
| 20678 | Urban | Q2 |
| 20680 | Urban | Q1 |
| 20682 | Urban | Q1 |
| 20684 | Urban | Q3 |
| 20685 | Urban | Q1 |
| 20686 | Urban | Q1 |
| 20687 | Urban | Q2 |
| 20688 | Urban | Q2 |

Appendix D. List of 5-Digit Zip Codes and Mapping to Urban and Socioeconomic Status Categories

| 5-Digit Zip Code | Rural/Urban Categorization | SES Quartile |
|------------------|----------------------------|--------------|
| 20689 | Urban | Q1 |
| 20690 | Urban | Q1 |
| 20692 | Urban | Q1 |
| 20693 | Urban | Q1 |
| 20695 | Urban | Q1 |
| 20697 | Urban | Q4 |
| 20701 | Urban | Missing |
| 20703 | Urban | Q3 |
| 20704 | Urban | Q3 |
| 20705 | Urban | Q3 |
| 20706 | Urban | Q3 |
| 20707 | Urban | Q3 |
| 20708 | Urban | Q3 |
| 20709 | Urban | Q3 |
| 20710 | Urban | Q4 |
| 20711 | Urban | Q2 |
| 20712 | Urban | Q4 |
| 20714 | Urban | Q3 |
| 20715 | Urban | Q1 |
| 20716 | Urban | Q2 |
| 20717 | Urban | Q2 |
| 20718 | Urban | Q1 |
| 20719 | Urban | Q1 |
| 20720 | Urban | Q1 |
| 20721 | Urban | Q1 |
| 20722 | Urban | Q3 |
| 20723 | Urban | Q1 |
| 20724 | Urban | Q2 |
| 20725 | Urban | Q3 |
| 20726 | Urban | Q3 |
| 20731 | Urban | Q4 |
| 20732 | Urban | Q2 |
| 20733 | Urban | Q1 |
| 20735 | Urban | Q1 |
| 20736 | Urban | Q1 |
| 20737 | Urban | Q4 |
| 20738 | Urban | Q4 |
| 20740 | Urban | Q4 |
| 20741 | Urban | Q4 |
| 20742 | Urban | Q1 |
| 20743 | Urban | Q4 |
| 20744 | Urban | Q2 |
| 20745 | Urban | Q4 |
| 20746 | Urban | Q3 |

Appendix D. List of 5-Digit Zip Codes and Mapping to Urban and Socioeconomic Status Categories

| 5-Digit Zip Code | Rural/Urban Categorization | SES Quartile |
|------------------|----------------------------|--------------|
| 20747 | Urban | Q3 |
| 20748 | Urban | Q3 |
| 20749 | Urban | Q2 |
| 20750 | Urban | Q4 |
| 20751 | Urban | Q1 |
| 20752 | Urban | Q3 |
| 20753 | Urban | Q3 |
| 20754 | Urban | Q1 |
| 20755 | Urban | Q2 |
| 20757 | Urban | Q3 |
| 20758 | Urban | Q1 |
| 20759 | Urban | Q1 |
| 20762 | Urban | Q2 |
| 20763 | Urban | Q3 |
| 20764 | Urban | Q2 |
| 20765 | Urban | Q3 |
| 20768 | Urban | Q3 |
| 20769 | Urban | Q1 |
| 20770 | Urban | Q3 |
| 20771 | Urban | Q3 |
| 20772 | Urban | Q1 |
| 20773 | Urban | Q1 |
| 20774 | Urban | Q1 |
| 20775 | Urban | Q1 |
| 20776 | Urban | Q2 |
| 20777 | Urban | Q1 |
| 20778 | Urban | Q1 |
| 20779 | Urban | Q1 |
| 20781 | Urban | Q3 |
| 20782 | Urban | Q4 |
| 20783 | Urban | Q4 |
| 20784 | Urban | Q3 |
| 20785 | Urban | Q4 |
| 20787 | Urban | Q3 |
| 20788 | Urban | Q4 |
| 20790 | Urban | Q4 |
| 20791 | Urban | Q4 |
| 20792 | Urban | Q1 |
| 20794 | Urban | Q2 |
| 20797 | Urban | Q4 |
| 20799 | Urban | Q4 |
| 20810 | Urban | Q1 |
| 20811 | Urban | Q1 |
| 20812 | Urban | Q1 |

Appendix D. List of 5-Digit Zip Codes and Mapping to Urban and Socioeconomic Status Categories

| 5-Digit Zip Code | Rural/Urban Categorization | SES Quartile |
|------------------|----------------------------|--------------|
| 20813 | Urban | Q1 |
| 20814 | Urban | Q1 |
| 20815 | Urban | Q1 |
| 20816 | Urban | Q1 |
| 20817 | Urban | Q1 |
| 20818 | Urban | Q1 |
| 20824 | Urban | Q1 |
| 20825 | Urban | Q1 |
| 20827 | Urban | Q1 |
| 20830 | Urban | Q1 |
| 20832 | Urban | Q1 |
| 20833 | Urban | Q1 |
| 20837 | Urban | Q1 |
| 20838 | Urban | Q1 |
| 20839 | Urban | Q1 |
| 20841 | Urban | Q1 |
| 20842 | Urban | Q1 |
| 20847 | Urban | Q2 |
| 20848 | Urban | Q3 |
| 20849 | Urban | Q2 |
| 20850 | Urban | Q2 |
| 20851 | Urban | Q3 |
| 20852 | Urban | Q2 |
| 20853 | Urban | Q1 |
| 20854 | Urban | Q1 |
| 20855 | Urban | Q1 |
| 20857 | Urban | Q2 |
| 20859 | Urban | Q1 |
| 20860 | Urban | Q1 |
| 20861 | Urban | Q1 |
| 20862 | Urban | Q1 |
| 20866 | Urban | Q2 |
| 20868 | Urban | Q1 |
| 20871 | Urban | Q1 |
| 20872 | Urban | Q1 |
| 20874 | Urban | Q2 |
| 20875 | Urban | Q2 |
| 20876 | Urban | Q2 |
| 20877 | Urban | Q4 |
| 20878 | Urban | Q1 |
| 20879 | Urban | Q2 |
| 20880 | Urban | Q1 |
| 20882 | Urban | Q1 |
| 20883 | Urban | Q1 |

Appendix D. List of 5-Digit Zip Codes and Mapping to Urban and Socioeconomic Status Categories

| 5-Digit Zip Code | Rural/Urban Categorization | SES Quartile |
|------------------|----------------------------|--------------|
| 20884 | Urban | Q4 |
| 20885 | Urban | Q1 |
| 20886 | Urban | Q2 |
| 20889 | Urban | Q1 |
| 20891 | Urban | Q1 |
| 20892 | Urban | Q1 |
| 20894 | Urban | Q1 |
| 20895 | Urban | Q1 |
| 20896 | Urban | Q1 |
| 20897 | Urban | Q1 |
| 20898 | Urban | Q1 |
| 20899 | Urban | Q3 |
| 20901 | Urban | Q2 |
| 20902 | Urban | Q3 |
| 20903 | Urban | Q4 |
| 20904 | Urban | Q3 |
| 20905 | Urban | Q1 |
| 20906 | Urban | Q3 |
| 20907 | Urban | Q3 |
| 20908 | Urban | Q3 |
| 20910 | Urban | Q3 |
| 20911 | Urban | Q3 |
| 20912 | Urban | Q3 |
| 20913 | Urban | Q3 |
| 20914 | Urban | Q3 |
| 20915 | Urban | Q3 |
| 20916 | Urban | Q3 |
| 20918 | Urban | Q2 |
| 20993 | Urban | Q4 |
| 20997 | Urban | Q3 |
| 21001 | Urban | Q3 |
| 21005 | Urban | Q2 |
| 21009 | Urban | Q1 |
| 21010 | Urban | Q1 |
| 21012 | Urban | Q1 |
| 21013 | Urban | Q1 |
| 21014 | Urban | Q1 |
| 21015 | Urban | Q1 |
| 21017 | Urban | Q2 |
| 21018 | Urban | Q1 |
| 21020 | Urban | Q1 |
| 21022 | Urban | Q1 |
| 21023 | Urban | Q1 |
| 21027 | Urban | Q3 |

Appendix D. List of 5-Digit Zip Codes and Mapping to Urban and Socioeconomic Status Categories

| 5-Digit Zip Code | Rural/Urban Categorization | SES Quartile |
|------------------|----------------------------|--------------|
| 21028 | Urban | Q1 |
| 21029 | Urban | Q1 |
| 21030 | Urban | Q2 |
| 21031 | Urban | Missing |
| 21032 | Urban | Q1 |
| 21034 | Urban | Q2 |
| 21035 | Urban | Q1 |
| 21036 | Urban | Q1 |
| 21037 | Urban | Q1 |
| 21040 | Urban | Q3 |
| 21041 | Urban | Q1 |
| 21042 | Urban | Q1 |
| 21043 | Urban | Q1 |
| 21044 | Urban | Q2 |
| 21045 | Urban | Q2 |
| 21046 | Urban | Q1 |
| 21047 | Urban | Q1 |
| 21048 | Urban | Q1 |
| 21050 | Urban | Q1 |
| 21051 | Urban | Q1 |
| 21052 | Urban | Q2 |
| 21053 | Urban | Q1 |
| 21054 | Urban | Q1 |
| 21056 | Urban | Q1 |
| 21057 | Urban | Q1 |
| 21060 | Urban | Q2 |
| 21061 | Urban | Q3 |
| 21062 | Urban | Q2 |
| 21065 | Urban | Missing |
| 21071 | Urban | Q1 |
| 21074 | Urban | Q1 |
| 21075 | Urban | Q2 |
| 21076 | Urban | Q1 |
| 21077 | Urban | Q1 |
| 21078 | Urban | Q2 |
| 21082 | Urban | Q1 |
| 21084 | Urban | Q1 |
| 21085 | Urban | Q1 |
| 21087 | Urban | Q1 |
| 21088 | Urban | Q1 |
| 21090 | Urban | Q1 |
| 21092 | Urban | Q1 |
| 21093 | Urban | Q1 |
| 21094 | Urban | Q1 |

Appendix D. List of 5-Digit Zip Codes and Mapping to Urban and Socioeconomic Status Categories

| 5-Digit Zip Code | Rural/Urban Categorization | SES Quartile |
|------------------|----------------------------|--------------|
| 21102 | Urban | Q1 |
| 21104 | Urban | Q1 |
| 21105 | Urban | Q1 |
| 21106 | Urban | Q1 |
| 21108 | Urban | Q1 |
| 21111 | Urban | Q1 |
| 21113 | Urban | Q1 |
| 21114 | Urban | Q1 |
| 21117 | Urban | Q2 |
| 21120 | Urban | Q1 |
| 21122 | Urban | Q1 |
| 21123 | Urban | Q1 |
| 21128 | Urban | Q1 |
| 21130 | Urban | Q3 |
| 21131 | Urban | Q1 |
| 21132 | Urban | Q1 |
| 21133 | Urban | Q2 |
| 21136 | Urban | Q2 |
| 21139 | Urban | Q2 |
| 21140 | Urban | Q1 |
| 21144 | Urban | Q2 |
| 21146 | Urban | Q1 |
| 21150 | Urban | Q2 |
| 21152 | Urban | Q1 |
| 21153 | Urban | Q1 |
| 21154 | Urban | Q2 |
| 21155 | Urban | Q1 |
| 21156 | Urban | Q1 |
| 21157 | Urban | Q2 |
| 21158 | Urban | Q1 |
| 21160 | Urban | Q2 |
| 21161 | Urban | Q1 |
| 21162 | Urban | Q1 |
| 21163 | Urban | Q1 |
| 21201 | Urban | Q4 |
| 21202 | Urban | Q4 |
| 21203 | Urban | Q4 |
| 21204 | Urban | Q2 |
| 21205 | Urban | Q4 |
| 21206 | Urban | Q3 |
| 21207 | Urban | Q3 |
| 21208 | Urban | Q2 |
| 21209 | Urban | Q1 |
| 21210 | Urban | Q1 |

Appendix D. List of 5-Digit Zip Codes and Mapping to Urban and Socioeconomic Status Categories

| 5-Digit Zip Code | Rural/Urban Categorization | SES Quartile |
|------------------|----------------------------|--------------|
| 21211 | Urban | Q3 |
| 21212 | Urban | Q3 |
| 21213 | Urban | Q4 |
| 21214 | Urban | Q3 |
| 21215 | Urban | Q4 |
| 21216 | Urban | Q4 |
| 21217 | Urban | Q4 |
| 21218 | Urban | Q4 |
| 21219 | Urban | Q2 |
| 21220 | Urban | Q3 |
| 21221 | Urban | Q3 |
| 21222 | Urban | Q3 |
| 21223 | Urban | Q4 |
| 21224 | Urban | Q4 |
| 21225 | Urban | Q4 |
| 21226 | Urban | Q3 |
| 21227 | Urban | Q3 |
| 21228 | Urban | Q1 |
| 21229 | Urban | Q4 |
| 21230 | Urban | Q3 |
| 21231 | Urban | Q4 |
| 21233 | Urban | Q4 |
| 21234 | Urban | Q2 |
| 21235 | Urban | Q3 |
| 21236 | Urban | Q2 |
| 21237 | Urban | Q3 |
| 21239 | Urban | Q3 |
| 21240 | Urban | Missing |
| 21241 | Urban | Q3 |
| 21244 | Urban | Q3 |
| 21250 | Urban | Q1 |
| 21251 | Urban | Q1 |
| 21252 | Urban | Q1 |
| 21263 | Urban | Q4 |
| 21264 | Urban | Q4 |
| 21270 | Urban | Q4 |
| 21273 | Urban | Q4 |
| 21275 | Urban | Q4 |
| 21278 | Urban | Q4 |
| 21279 | Urban | Q4 |
| 21281 | Urban | Q4 |
| 21282 | Urban | Q2 |
| 21284 | Urban | Q2 |
| 21285 | Urban | Q2 |

Appendix D. List of 5-Digit Zip Codes and Mapping to Urban and Socioeconomic Status Categories

| 5-Digit Zip Code | Rural/Urban Categorization | SES Quartile |
|------------------|----------------------------|--------------|
| 21286 | Urban | Q2 |
| 21287 | Urban | Q4 |
| 21289 | Urban | Q3 |
| 21290 | Urban | Q4 |
| 21297 | Urban | Q4 |
| 21298 | Urban | Q4 |
| 21401 | Urban | Q2 |
| 21402 | Urban | Q1 |
| 21403 | Urban | Q2 |
| 21404 | Urban | Q2 |
| 21405 | Urban | Q1 |
| 21409 | Urban | Q1 |
| 21411 | Urban | Q2 |
| 21412 | Urban | Q1 |
| 21501 | Urban | Q3 |
| 21502 | Urban | Q3 |
| 21503 | Urban | Q3 |
| 21504 | Urban | Q3 |
| 21505 | Urban | Q3 |
| 21520 | Isolated | Q1 |
| 21521 | Urban | Q1 |
| 21522 | Isolated | Q1 |
| 21523 | Isolated | Q2 |
| 21524 | Urban | Q3 |
| 21528 | Urban | Q3 |
| 21529 | Urban | Q1 |
| 21530 | Urban | Q2 |
| 21531 | Isolated | Q3 |
| 21532 | Urban | Q3 |
| 21536 | Isolated | Q2 |
| 21538 | Isolated | Q2 |
| 21539 | Urban | Q2 |
| 21540 | Urban | Q3 |
| 21541 | Isolated | Q1 |
| 21542 | Urban | Q2 |
| 21543 | Urban | Q1 |
| 21545 | Urban | Q1 |
| 21550 | Isolated | Q2 |
| 21555 | Urban | Q1 |
| 21556 | Urban | Q3 |
| 21557 | Urban | Q1 |
| 21560 | Urban | Q3 |
| 21561 | Isolated | Q1 |
| 21562 | Urban | Q2 |

Appendix D. List of 5-Digit Zip Codes and Mapping to Urban and Socioeconomic Status Categories

| 5-Digit Zip Code | Rural/Urban Categorization | SES Quartile |
|------------------|----------------------------|--------------|
| 21601 | Large Rural | Q2 |
| 21607 | Isolated | Q1 |
| 21609 | Large Rural | Q1 |
| 21610 | Isolated | Q3 |
| 21612 | Isolated | Q2 |
| 21613 | Large Rural | Q4 |
| 21617 | Urban | Q1 |
| 21619 | Urban | Q1 |
| 21620 | Small Rural | Q2 |
| 21622 | Large Rural | Q2 |
| 21623 | Small Rural | Q3 |
| 21624 | Isolated | Q1 |
| 21625 | Urban | Q2 |
| 21626 | Large Rural | Q2 |
| 21627 | Large Rural | Q1 |
| 21628 | Small Rural | Q3 |
| 21629 | Urban | Q3 |
| 21631 | Large Rural | Q1 |
| 21632 | Small Rural | Q4 |
| 21634 | Large Rural | Q3 |
| 21635 | Urban | Q2 |
| 21636 | Urban | Q2 |
| 21638 | Urban | Q1 |
| 21639 | Urban | Q3 |
| 21640 | Urban | Q2 |
| 21641 | Urban | Q2 |
| 21643 | Large Rural | Q3 |
| 21644 | Isolated | Q1 |
| 21645 | Isolated | Q2 |
| 21647 | Isolated | Q1 |
| 21648 | Large Rural | Q3 |
| 21649 | Urban | Q4 |
| 21650 | Urban | Q1 |
| 21651 | Small Rural | Q2 |
| 21652 | Isolated | Q2 |
| 21653 | Isolated | Q1 |
| 21654 | Large Rural | Q1 |
| 21655 | Large Rural | Q1 |
| 21656 | Small Rural | Q3 |
| 21657 | Urban | Q3 |
| 21658 | Urban | Q1 |
| 21659 | Urban | Q2 |
| 21660 | Urban | Q3 |
| 21661 | Isolated | Q2 |

Appendix D. List of 5-Digit Zip Codes and Mapping to Urban and Socioeconomic Status Categories

| 5-Digit Zip Code | Rural/Urban Categorization | SES Quartile |
|------------------|----------------------------|--------------|
| 21662 | Large Rural | Q1 |
| 21663 | Isolated | Q1 |
| 21664 | Large Rural | Q2 |
| 21665 | Isolated | Q1 |
| 21666 | Urban | Q1 |
| 21667 | Isolated | Q1 |
| 21668 | Isolated | Q1 |
| 21669 | Large Rural | Q1 |
| 21670 | Urban | Q4 |
| 21671 | Isolated | Q2 |
| 21672 | Large Rural | Q2 |
| 21673 | Large Rural | Q3 |
| 21675 | Large Rural | Q1 |
| 21676 | Isolated | Q1 |
| 21677 | Large Rural | Q1 |
| 21678 | Isolated | Q1 |
| 21679 | Urban | Q1 |
| 21690 | Small Rural | Q2 |
| 21701 | Urban | Q2 |
| 21702 | Urban | Q2 |
| 21703 | Urban | Q3 |
| 21704 | Urban | Q1 |
| 21705 | Urban | Q1 |
| 21709 | Urban | Q2 |
| 21710 | Urban | Q1 |
| 21711 | Urban | Q2 |
| 21713 | Urban | Q1 |
| 21714 | Urban | Q1 |
| 21715 | Urban | Q1 |
| 21716 | Urban | Q3 |
| 21717 | Urban | Q1 |
| 21718 | Urban | Q2 |
| 21719 | Large Rural | Q2 |
| 21720 | Urban | Q1 |
| 21721 | Urban | Q1 |
| 21722 | Urban | Q1 |
| 21723 | Urban | Q1 |
| 21727 | Small Rural | Q2 |
| 21733 | Urban | Q1 |
| 21734 | Urban | Q3 |
| 21737 | Urban | Q1 |
| 21738 | Urban | Q1 |
| 21740 | Urban | Q4 |
| 21741 | Urban | Q4 |

Appendix D. List of 5-Digit Zip Codes and Mapping to Urban and Socioeconomic Status Categories

| 5-Digit Zip Code | Rural/Urban Categorization | SES Quartile |
|------------------|----------------------------|--------------|
| 21742 | Urban | Q2 |
| 21746 | Urban | Q1 |
| 21747 | Urban | Q2 |
| 21749 | Urban | Q2 |
| 21750 | Urban | Q2 |
| 21754 | Urban | Q1 |
| 21755 | Urban | Q1 |
| 21756 | Urban | Q1 |
| 21757 | Urban | Q2 |
| 21758 | Urban | Q1 |
| 21759 | Urban | Q2 |
| 21762 | Urban | Q1 |
| 21765 | Urban | Q1 |
| 21766 | Urban | Q2 |
| 21767 | Urban | Q4 |
| 21769 | Urban | Q1 |
| 21770 | Urban | Q1 |
| 21771 | Urban | Q1 |
| 21773 | Urban | Q1 |
| 21774 | Urban | Q1 |
| 21775 | Urban | Q2 |
| 21776 | Urban | Q1 |
| 21777 | Urban | Q1 |
| 21778 | Urban | Q1 |
| 21779 | Urban | Q1 |
| 21780 | Urban | Q1 |
| 21781 | Urban | Q1 |
| 21782 | Urban | Q2 |
| 21783 | Urban | Q1 |
| 21784 | Urban | Q1 |
| 21787 | Urban | Q1 |
| 21788 | Urban | Q1 |
| 21790 | Urban | Q1 |
| 21791 | Urban | Q1 |
| 21792 | Urban | Q1 |
| 21793 | Urban | Q1 |
| 21794 | Urban | Q1 |
| 21795 | Urban | Q2 |
| 21797 | Urban | Q1 |
| 21798 | Urban | Q1 |
| 21801 | Urban | Q3 |
| 21802 | Urban | Q2 |
| 21803 | Urban | Q3 |
| 21804 | Urban | Q3 |

Appendix D. List of 5-Digit Zip Codes and Mapping to Urban and Socioeconomic Status Categories

| 5-Digit Zip Code | Rural/Urban Categorization | SES Quartile |
|------------------|----------------------------|--------------|
| 21810 | Urban | Q2 |
| 21811 | Large Rural | Q1 |
| 21813 | Large Rural | Q1 |
| 21814 | Urban | Q4 |
| 21817 | Small Rural | Q4 |
| 21821 | Urban | Q2 |
| 21822 | Urban | Q2 |
| 21824 | Urban | Q3 |
| 21826 | Urban | Q3 |
| 21829 | Urban | Q2 |
| 21830 | Urban | Q1 |
| 21835 | Large Rural | Q1 |
| 21836 | Urban | Q2 |
| 21837 | Urban | Q1 |
| 21838 | Isolated | Q2 |
| 21840 | Urban | Q3 |
| 21841 | Large Rural | Q2 |
| 21842 | Large Rural | Q2 |
| 21843 | Large Rural | Q2 |
| 21849 | Urban | Q1 |
| 21850 | Urban | Q2 |
| 21851 | Small Rural | Q3 |
| 21852 | Urban | Q2 |
| 21853 | Urban | Q4 |
| 21856 | Urban | Q2 |
| 21857 | Urban | Q2 |
| 21861 | Urban | Q2 |
| 21862 | Large Rural | Q4 |
| 21863 | Large Rural | Q3 |
| 21864 | Urban | Q1 |
| 21865 | Urban | Q1 |
| 21866 | Urban | Q3 |
| 21867 | Urban | Q2 |
| 21869 | Urban | Q1 |
| 21871 | Urban | Q2 |
| 21872 | Large Rural | Q1 |
| 21874 | Urban | Q2 |
| 21875 | Urban | Q3 |
| 21890 | Urban | Q1 |
| 21901 | Urban | Q2 |
| 21902 | Urban | Q2 |
| 21903 | Urban | Q2 |
| 21904 | Urban | Q2 |
| 21911 | Urban | Q1 |

Appendix D. List of 5-Digit Zip Codes and Mapping to Urban and Socioeconomic Status Categories

| 5-Digit Zip Code | Rural/Urban Categorization | SES Quartile |
|------------------|----------------------------|--------------|
| 21912 | Urban | Q1 |
| 21913 | Urban | Q3 |
| 21914 | Urban | Q3 |
| 21915 | Urban | Q1 |
| 21916 | Urban | Q1 |
| 21917 | Urban | Q1 |
| 21918 | Urban | Q2 |
| 21919 | Urban | Q2 |
| 21920 | Urban | Q1 |
| 21921 | Urban | Q2 |
| 21922 | Urban | Q2 |
| 21930 | Urban | Q2 |
| 22003 | Urban | Q2 |
| 22009 | Urban | Q1 |
| 22015 | Urban | Q1 |
| 22025 | Urban | Q1 |
| 22026 | Urban | Q3 |
| 22027 | Urban | Q1 |
| 22030 | Urban | Q2 |
| 22031 | Urban | Q2 |
| 22032 | Urban | Q1 |
| 22033 | Urban | Q1 |
| 22034 | Urban | Q2 |
| 22035 | Urban | Missing |
| 22036 | Urban | Q2 |
| 22037 | Urban | Q2 |
| 22038 | Urban | Q2 |
| 22039 | Urban | Q1 |
| 22040 | Urban | Q1 |
| 22041 | Urban | Q4 |
| 22042 | Urban | Q2 |
| 22043 | Urban | Q2 |
| 22044 | Urban | Q3 |
| 22046 | Urban | Q1 |
| 22060 | Urban | Q2 |
| 22066 | Urban | Q1 |
| 22067 | Urban | Q1 |
| 22079 | Urban | Q1 |
| 22081 | Urban | Q2 |
| 22082 | Urban | Q2 |
| 22095 | Urban | Q2 |
| 22096 | Urban | Q2 |
| 22101 | Urban | Q1 |
| 22102 | Urban | Q1 |

Appendix D. List of 5-Digit Zip Codes and Mapping to Urban and Socioeconomic Status Categories

| 5-Digit Zip Code | Rural/Urban Categorization | SES Quartile |
|------------------|----------------------------|--------------|
| 22103 | Urban | Q1 |
| 22106 | Urban | Q1 |
| 22107 | Urban | Q1 |
| 22108 | Urban | Q1 |
| 22109 | Urban | Q1 |
| 22116 | Urban | Q2 |
| 22118 | Urban | Q2 |
| 22119 | Urban | Q2 |
| 22121 | Urban | Q3 |
| 22122 | Urban | Q1 |
| 22124 | Urban | Q1 |
| 22125 | Urban | Q1 |
| 22134 | Urban | Q1 |
| 22135 | Urban | Q1 |
| 22150 | Urban | Q3 |
| 22151 | Urban | Q1 |
| 22152 | Urban | Q1 |
| 22153 | Urban | Q1 |
| 22156 | Urban | Q3 |
| 22158 | Urban | Q1 |
| 22159 | Urban | Q1 |
| 22160 | Urban | Q1 |
| 22161 | Urban | Q1 |
| 22172 | Urban | Q3 |
| 22180 | Urban | Q1 |
| 22181 | Urban | Q1 |
| 22182 | Urban | Q1 |
| 22183 | Urban | Q1 |
| 22185 | Urban | Missing |
| 22191 | Urban | Q3 |
| 22192 | Urban | Q1 |
| 22193 | Urban | Q2 |
| 22194 | Urban | Q3 |
| 22195 | Urban | Q2 |
| 22199 | Urban | Q1 |
| 22201 | Urban | Q2 |
| 22202 | Urban | Q2 |
| 22203 | Urban | Q3 |
| 22204 | Urban | Q3 |
| 22205 | Urban | Q1 |
| 22206 | Urban | Q2 |
| 22207 | Urban | Q1 |
| 22209 | Urban | Q2 |
| 22210 | Urban | Q2 |

Appendix D. List of 5-Digit Zip Codes and Mapping to Urban and Socioeconomic Status Categories

| 5-Digit Zip Code | Rural/Urban Categorization | SES Quartile |
|------------------|----------------------------|--------------|
| 22211 | Urban | Q3 |
| 22212 | Urban | Q3 |
| 22213 | Urban | Q1 |
| 22214 | Urban | Missing |
| 22215 | Urban | Q2 |
| 22216 | Urban | Q2 |
| 22217 | Urban | Q3 |
| 22219 | Urban | Q2 |
| 22225 | Urban | Q2 |
| 22226 | Urban | Q2 |
| 22227 | Urban | Q2 |
| 22230 | Urban | Q3 |
| 22240 | Urban | Q2 |
| 22241 | Urban | Q2 |
| 22242 | Urban | Q2 |
| 22243 | Urban | Q2 |
| 22244 | Urban | Q2 |
| 22245 | Urban | Q2 |
| 22246 | Urban | Q2 |
| 22301 | Urban | Q1 |
| 22302 | Urban | Q2 |
| 22303 | Urban | Q2 |
| 22304 | Urban | Q3 |
| 22305 | Urban | Q4 |
| 22306 | Urban | Q4 |
| 22307 | Urban | Q1 |
| 22308 | Urban | Q1 |
| 22309 | Urban | Q3 |
| 22310 | Urban | Q1 |
| 22311 | Urban | Q3 |
| 22312 | Urban | Q3 |
| 22313 | Urban | Q1 |
| 22314 | Urban | Q1 |
| 22315 | Urban | Q1 |
| 22320 | Urban | Q1 |
| 22331 | Urban | Q1 |
| 22332 | Urban | Q1 |
| 22333 | Urban | Q3 |
| 22334 | Urban | Q1 |
| 22350 | Urban | Q3 |
| 22401 | Urban | Q3 |
| 22402 | Urban | Q3 |
| 22403 | Urban | Q1 |
| 22404 | Urban | Q3 |

Appendix D. List of 5-Digit Zip Codes and Mapping to Urban and Socioeconomic Status Categories

| 5-Digit Zip Code | Rural/Urban Categorization | SES Quartile |
|------------------|----------------------------|--------------|
| 22405 | Urban | Q1 |
| 22406 | Urban | Q1 |
| 22407 | Urban | Q2 |
| 22408 | Urban | Q2 |
| 22412 | Urban | Q1 |
| 22427 | Urban | Q3 |
| 22428 | Urban | Q3 |
| 22430 | Urban | Q1 |
| 22432 | Isolated | Q2 |
| 22433 | Small Rural | Q1 |
| 22435 | Isolated | Q2 |
| 22436 | Urban | Q2 |
| 22437 | Urban | Q2 |
| 22438 | Urban | Q1 |
| 22442 | Isolated | Q3 |
| 22443 | Small Rural | Q2 |
| 22446 | Urban | Q2 |
| 22448 | Small Rural | Q1 |
| 22451 | Urban | Q1 |
| 22454 | Urban | Q1 |
| 22456 | Isolated | Q2 |
| 22460 | Isolated | Q3 |
| 22463 | Urban | Q1 |
| 22469 | Isolated | Q3 |
| 22471 | Urban | Q1 |
| 22472 | Isolated | Q2 |
| 22473 | Isolated | Q2 |
| 22476 | Urban | Q2 |
| 22480 | Isolated | Q1 |
| 22481 | Urban | Q1 |
| 22482 | Isolated | Q2 |
| 22485 | Urban | Q1 |
| 22488 | Isolated | Q2 |
| 22501 | Urban | Q3 |
| 22503 | Isolated | Q2 |
| 22504 | Urban | Q1 |
| 22507 | Isolated | Q2 |
| 22508 | Urban | Q1 |
| 22509 | Urban | Q1 |
| 22511 | Isolated | Q2 |
| 22513 | Isolated | Q2 |
| 22514 | Urban | Q2 |
| 22517 | Isolated | Q2 |
| 22520 | Isolated | Q2 |

Appendix D. List of 5-Digit Zip Codes and Mapping to Urban and Socioeconomic Status Categories

| 5-Digit Zip Code | Rural/Urban Categorization | SES Quartile |
|------------------|----------------------------|--------------|
| 22523 | Isolated | Q2 |
| 22524 | Isolated | Q2 |
| 22526 | Urban | Q1 |
| 22528 | Isolated | Q2 |
| 22529 | Isolated | Q3 |
| 22530 | Isolated | Q1 |
| 22534 | Urban | Q2 |
| 22535 | Urban | Q3 |
| 22538 | Urban | Q1 |
| 22539 | Isolated | Q1 |
| 22542 | Small Rural | Q2 |
| 22544 | Urban | Q1 |
| 22545 | Urban | Q1 |
| 22546 | Urban | Q3 |
| 22547 | Urban | Q1 |
| 22548 | Isolated | Q1 |
| 22551 | Urban | Q2 |
| 22552 | Urban | Q3 |
| 22553 | Urban | Q1 |
| 22554 | Urban | Q1 |
| 22555 | Urban | Q1 |
| 22556 | Urban | Q1 |
| 22558 | Isolated | Q2 |
| 22560 | Urban | Q3 |
| 22565 | Urban | Q2 |
| 22567 | Small Rural | Q1 |
| 22570 | Isolated | Q2 |
| 22572 | Isolated | Q2 |
| 22576 | Isolated | Q1 |
| 22577 | Isolated | Q2 |
| 22578 | Isolated | Q1 |
| 22579 | Isolated | Q1 |
| 22580 | Urban | Q2 |
| 22581 | Isolated | Q2 |
| 22601 | Urban | Q4 |
| 22602 | Urban | Q1 |
| 22603 | Urban | Q2 |
| 22604 | Urban | Q4 |
| 22610 | Large Rural | Q1 |
| 22611 | Urban | Q2 |
| 22620 | Urban | Q1 |
| 22622 | Urban | Q2 |
| 22623 | Isolated | Q1 |
| 22624 | Urban | Q2 |

Appendix D. List of 5-Digit Zip Codes and Mapping to Urban and Socioeconomic Status Categories

| 5-Digit Zip Code | Rural/Urban Categorization | SES Quartile |
|------------------|----------------------------|--------------|
| 22625 | Urban | Q1 |
| 22626 | Urban | Q2 |
| 22627 | Urban | Q1 |
| 22630 | Large Rural | Q2 |
| 22637 | Urban | Q2 |
| 22639 | Urban | Q1 |
| 22640 | Isolated | Q2 |
| 22641 | Urban | Q1 |
| 22642 | Urban | Q1 |
| 22643 | Urban | Q1 |
| 22644 | Urban | Q2 |
| 22645 | Urban | Q1 |
| 22646 | Urban | Q1 |
| 22649 | Urban | Q1 |
| 22650 | Small Rural | Q2 |
| 22652 | Small Rural | Q1 |
| 22654 | Urban | Q1 |
| 22655 | Urban | Q1 |
| 22656 | Urban | Q1 |
| 22657 | Urban | Q2 |
| 22660 | Urban | Q1 |
| 22663 | Urban | Q2 |
| 22664 | Small Rural | Q3 |
| 22701 | Large Rural | Q3 |
| 22709 | Urban | Q2 |
| 22711 | Large Rural | Q1 |
| 22712 | Urban | Q1 |
| 22713 | Urban | Q1 |
| 22714 | Large Rural | Q1 |
| 22715 | Urban | Q2 |
| 22716 | Urban | Q1 |
| 22718 | Large Rural | Q3 |
| 22719 | Large Rural | Q3 |
| 22720 | Urban | Q1 |
| 22722 | Large Rural | Q1 |
| 22723 | Large Rural | Q1 |
| 22724 | Urban | Q1 |
| 22725 | Urban | Q2 |
| 22726 | Large Rural | Q2 |
| 22727 | Large Rural | Q2 |
| 22728 | Urban | Q1 |
| 22729 | Large Rural | Q1 |
| 22730 | Urban | Q1 |
| 22731 | Urban | Q1 |

Appendix D. List of 5-Digit Zip Codes and Mapping to Urban and Socioeconomic Status Categories

| 5-Digit Zip Code | Rural/Urban Categorization | SES Quartile |
|------------------|----------------------------|--------------|
| 22732 | Urban | Q1 |
| 22733 | Large Rural | Q1 |
| 22734 | Urban | Q2 |
| 22735 | Urban | Q2 |
| 22736 | Large Rural | Q1 |
| 22737 | Urban | Q2 |
| 22738 | Urban | Q2 |
| 22739 | Urban | Q1 |
| 22740 | Urban | Q2 |
| 22741 | Large Rural | Q2 |
| 22742 | Urban | Q1 |
| 22743 | Large Rural | Q2 |
| 22746 | Urban | Q1 |
| 22747 | Isolated | Q2 |
| 22748 | Large Rural | Q2 |
| 22749 | Urban | Q2 |
| 22801 | Urban | Q4 |
| 22802 | Urban | Q3 |
| 22803 | Urban | Q3 |
| 22807 | Urban | Q1 |
| 22810 | Isolated | Q1 |
| 22811 | Urban | Q1 |
| 22812 | Urban | Q2 |
| 22815 | Urban | Q2 |
| 22820 | Urban | Q2 |
| 22821 | Urban | Q2 |
| 22824 | Small Rural | Q2 |
| 22827 | Urban | Q2 |
| 22830 | Urban | Q2 |
| 22831 | Urban | Q2 |
| 22832 | Urban | Q2 |
| 22833 | Urban | Q3 |
| 22834 | Urban | Q1 |
| 22835 | Small Rural | Q3 |
| 22840 | Urban | Q1 |
| 22841 | Urban | Q1 |
| 22842 | Isolated | Q3 |
| 22843 | Urban | Q2 |
| 22844 | Isolated | Q3 |
| 22845 | Isolated | Missing |
| 22846 | Urban | Q1 |
| 22847 | Isolated | Q1 |
| 22848 | Urban | Q4 |
| 22849 | Urban | Q2 |

Appendix D. List of 5-Digit Zip Codes and Mapping to Urban and Socioeconomic Status Categories

| 5-Digit Zip Code | Rural/Urban Categorization | SES Quartile |
|------------------|----------------------------|--------------|
| 22850 | Urban | Q2 |
| 22851 | Isolated | Q3 |
| 22853 | Urban | Q3 |
| 22901 | Urban | Q2 |
| 22902 | Urban | Q3 |
| 22903 | Urban | Q3 |
| 22904 | Urban | Q4 |
| 22905 | Urban | Q3 |
| 22906 | Urban | Q2 |
| 22907 | Urban | Q2 |
| 22908 | Urban | Q3 |
| 22909 | Urban | Q1 |
| 22910 | Urban | Q3 |
| 22911 | Urban | Q1 |
| 22920 | Urban | Q1 |
| 22922 | Urban | Q3 |
| 22923 | Urban | Q2 |
| 22924 | Urban | Q1 |
| 22931 | Urban | Q1 |
| 22932 | Urban | Q1 |
| 22935 | Urban | Q2 |
| 22936 | Urban | Q1 |
| 22937 | Urban | Q3 |
| 22938 | Urban | Q2 |
| 22939 | Urban | Q2 |
| 22940 | Urban | Q2 |
| 22942 | Urban | Q2 |
| 22943 | Urban | Q1 |
| 22945 | Urban | Q3 |
| 22946 | Urban | Q1 |
| 22947 | Urban | Q1 |
| 22948 | Urban | Q1 |
| 22949 | Isolated | Q4 |
| 22952 | Urban | Q2 |
| 22957 | Small Rural | Q3 |
| 22958 | Urban | Q2 |
| 22959 | Urban | Q1 |
| 22960 | Small Rural | Q3 |
| 22963 | Urban | Q1 |
| 22964 | Isolated | Q2 |
| 22965 | Urban | Q1 |
| 22967 | Isolated | Q2 |
| 22968 | Urban | Q1 |
| 22969 | Urban | Q2 |

Appendix D. List of 5-Digit Zip Codes and Mapping to Urban and Socioeconomic Status Categories

| 5-Digit Zip Code | Rural/Urban Categorization | SES Quartile |
|------------------|----------------------------|--------------|
| 22971 | Urban | Q2 |
| 22972 | Isolated | Q2 |
| 22973 | Urban | Q3 |
| 22974 | Urban | Q2 |
| 22976 | Isolated | Q4 |
| 22980 | Urban | Q3 |
| 22987 | Urban | Q2 |
| 22989 | Urban | Missing |
| 23001 | Urban | Q2 |
| 23002 | Urban | Q1 |
| 23003 | Urban | Q1 |
| 23004 | Urban | Q2 |
| 23005 | Urban | Q2 |
| 23009 | Urban | Q1 |
| 23011 | Urban | Q1 |
| 23014 | Urban | Q2 |
| 23015 | Urban | Q1 |
| 23018 | Urban | Q2 |
| 23021 | Urban | Q1 |
| 23022 | Urban | Q1 |
| 23023 | Urban | Q1 |
| 23024 | Urban | Q2 |
| 23025 | Urban | Q1 |
| 23027 | Urban | Q2 |
| 23030 | Urban | Q2 |
| 23031 | Isolated | Q2 |
| 23032 | Urban | Q2 |
| 23035 | Urban | Q1 |
| 23038 | Urban | Q3 |
| 23039 | Urban | Q1 |
| 23040 | Urban | Q3 |
| 23043 | Isolated | Q1 |
| 23045 | Urban | Q3 |
| 23047 | Urban | Q2 |
| 23050 | Urban | Q1 |
| 23055 | Urban | Q1 |
| 23056 | Urban | Q1 |
| 23058 | Urban | Q1 |
| 23059 | Urban | Q1 |
| 23060 | Urban | Q1 |
| 23061 | Urban | Q1 |
| 23062 | Urban | Q1 |
| 23063 | Urban | Q2 |
| 23064 | Urban | Q1 |

Appendix D. List of 5-Digit Zip Codes and Mapping to Urban and Socioeconomic Status Categories

| 5-Digit Zip Code | Rural/Urban Categorization | SES Quartile |
|------------------|----------------------------|--------------|
| 23065 | Urban | Q1 |
| 23066 | Urban | Q1 |
| 23067 | Urban | Q2 |
| 23068 | Urban | Q1 |
| 23069 | Urban | Q1 |
| 23070 | Isolated | Q1 |
| 23071 | Isolated | Q1 |
| 23072 | Urban | Q2 |
| 23075 | Urban | Q4 |
| 23076 | Urban | Q1 |
| 23079 | Urban | Q1 |
| 23081 | Urban | Q2 |
| 23083 | Urban | Q3 |
| 23084 | Urban | Q1 |
| 23085 | Urban | Q1 |
| 23086 | Urban | Q2 |
| 23089 | Urban | Q3 |
| 23090 | Urban | Q1 |
| 23091 | Urban | Q2 |
| 23092 | Isolated | Q1 |
| 23093 | Urban | Q2 |
| 23102 | Urban | Q1 |
| 23103 | Urban | Q1 |
| 23105 | Urban | Q1 |
| 23106 | Urban | Q4 |
| 23107 | Urban | Q2 |
| 23108 | Urban | Q1 |
| 23109 | Urban | Q2 |
| 23110 | Urban | Q3 |
| 23111 | Urban | Q1 |
| 23112 | Urban | Q1 |
| 23113 | Urban | Q1 |
| 23114 | Urban | Q1 |
| 23115 | Urban | Q2 |
| 23116 | Urban | Q1 |
| 23117 | Urban | Q1 |
| 23119 | Urban | Q1 |
| 23120 | Urban | Q1 |
| 23123 | Urban | Q2 |
| 23124 | Urban | Q1 |
| 23125 | Urban | Q1 |
| 23126 | Urban | Q1 |
| 23127 | Urban | Q1 |
| 23128 | Urban | Q1 |

Appendix D. List of 5-Digit Zip Codes and Mapping to Urban and Socioeconomic Status Categories

| 5-Digit Zip Code | Rural/Urban Categorization | SES Quartile |
|------------------|----------------------------|--------------|
| 23129 | Urban | Q1 |
| 23130 | Urban | Q1 |
| 23131 | Urban | Q2 |
| 23138 | Urban | Q1 |
| 23139 | Urban | Q1 |
| 23140 | Urban | Q1 |
| 23141 | Urban | Q1 |
| 23146 | Urban | Q1 |
| 23147 | Urban | Q1 |
| 23148 | Urban | Q3 |
| 23149 | Isolated | Q2 |
| 23150 | Urban | Q2 |
| 23153 | Urban | Q1 |
| 23154 | Urban | Q1 |
| 23155 | Urban | Q1 |
| 23156 | Urban | Q2 |
| 23160 | Isolated | Q2 |
| 23161 | Urban | Q1 |
| 23162 | Urban | Q1 |
| 23163 | Urban | Q1 |
| 23168 | Urban | Q1 |
| 23169 | Isolated | Q2 |
| 23170 | Urban | Q2 |
| 23173 | Urban | Q1 |
| 23175 | Isolated | Q2 |
| 23176 | Isolated | Q1 |
| 23177 | Urban | Q2 |
| 23178 | Urban | Q1 |
| 23180 | Urban | Q1 |
| 23181 | Urban | Q2 |
| 23183 | Urban | Q2 |
| 23184 | Urban | Q2 |
| 23185 | Urban | Q2 |
| 23186 | Urban | Q2 |
| 23187 | Urban | Q1 |
| 23188 | Urban | Q1 |
| 23190 | Urban | Q1 |
| 23192 | Urban | Q1 |
| 23218 | Urban | Q4 |
| 23219 | Urban | Q4 |
| 23220 | Urban | Q4 |
| 23221 | Urban | Q2 |
| 23222 | Urban | Q4 |
| 23223 | Urban | Q4 |

Appendix D. List of 5-Digit Zip Codes and Mapping to Urban and Socioeconomic Status Categories

| 5-Digit Zip Code | Rural/Urban Categorization | SES Quartile |
|------------------|----------------------------|--------------|
| 23224 | Urban | Q4 |
| 23225 | Urban | Q4 |
| 23226 | Urban | Q1 |
| 23227 | Urban | Q3 |
| 23228 | Urban | Q3 |
| 23229 | Urban | Q2 |
| 23230 | Urban | Q2 |
| 23231 | Urban | Q3 |
| 23232 | Urban | Q4 |
| 23233 | Urban | Q1 |
| 23234 | Urban | Q4 |
| 23235 | Urban | Q1 |
| 23236 | Urban | Q1 |
| 23237 | Urban | Q3 |
| 23238 | Urban | Q1 |
| 23241 | Urban | Q4 |
| 23242 | Urban | Q1 |
| 23249 | Urban | Q4 |
| 23250 | Isolated | Missing |
| 23255 | Urban | Q2 |
| 23260 | Urban | Q4 |
| 23261 | Urban | Q4 |
| 23269 | Urban | Q4 |
| 23273 | Urban | Q3 |
| 23274 | Urban | Q4 |
| 23276 | Urban | Q4 |
| 23278 | Urban | Q4 |
| 23279 | Urban | Q2 |
| 23282 | Urban | Q4 |
| 23284 | Urban | Q4 |
| 23285 | Urban | Q4 |
| 23286 | Urban | Q4 |
| 23288 | Urban | Q2 |
| 23289 | Urban | Q3 |
| 23290 | Urban | Q4 |
| 23291 | Urban | Q4 |
| 23292 | Urban | Q4 |
| 23293 | Urban | Q4 |
| 23294 | Urban | Q3 |
| 23295 | Urban | Q2 |
| 23297 | Urban | Q3 |
| 23298 | Urban | Q4 |
| 23301 | Isolated | Q3 |
| 23302 | Small Rural | Q3 |

Appendix D. List of 5-Digit Zip Codes and Mapping to Urban and Socioeconomic Status Categories

| 5-Digit Zip Code | Rural/Urban Categorization | SES Quartile |
|------------------|----------------------------|--------------|
| 23303 | Small Rural | Q1 |
| 23304 | Urban | Q1 |
| 23306 | Isolated | Q2 |
| 23307 | Isolated | Q2 |
| 23308 | Isolated | Q2 |
| 23310 | Isolated | Q3 |
| 23313 | Isolated | Q2 |
| 23314 | Urban | Q1 |
| 23315 | Urban | Q1 |
| 23316 | Isolated | Q4 |
| 23320 | Urban | Q2 |
| 23321 | Urban | Q2 |
| 23322 | Urban | Q1 |
| 23323 | Urban | Q2 |
| 23324 | Urban | Q4 |
| 23325 | Urban | Q3 |
| 23326 | Urban | Q2 |
| 23327 | Urban | Q2 |
| 23328 | Urban | Q1 |
| 23336 | Isolated | Q2 |
| 23337 | Small Rural | Q2 |
| 23341 | Isolated | Q2 |
| 23345 | Isolated | Q2 |
| 23347 | Isolated | Q3 |
| 23350 | Isolated | Q4 |
| 23354 | Isolated | Q2 |
| 23356 | Small Rural | Q2 |
| 23357 | Isolated | Q2 |
| 23358 | Isolated | Q1 |
| 23359 | Isolated | Q3 |
| 23389 | Isolated | Q1 |
| 23395 | Small Rural | Q2 |
| 23396 | Small Rural | Q2 |
| 23397 | Urban | Q2 |
| 23398 | Isolated | Q1 |
| 23399 | Isolated | Q3 |
| 23401 | Isolated | Q4 |
| 23404 | Isolated | Q3 |
| 23405 | Isolated | Q2 |
| 23407 | Isolated | Q4 |
| 23408 | Isolated | Q1 |
| 23409 | Isolated | Q3 |
| 23410 | Isolated | Q3 |
| 23412 | Isolated | Q1 |

Appendix D. List of 5-Digit Zip Codes and Mapping to Urban and Socioeconomic Status Categories

| 5-Digit Zip Code | Rural/Urban Categorization | SES Quartile |
|------------------|----------------------------|--------------|
| 23413 | Isolated | Q2 |
| 23414 | Isolated | Q1 |
| 23415 | Small Rural | Q3 |
| 23416 | Small Rural | Q2 |
| 23417 | Isolated | Q3 |
| 23418 | Isolated | Q3 |
| 23419 | Isolated | Q3 |
| 23420 | Isolated | Q3 |
| 23421 | Isolated | Q4 |
| 23422 | Isolated | Q1 |
| 23423 | Isolated | Q1 |
| 23424 | Urban | Q1 |
| 23426 | Isolated | Q1 |
| 23427 | Isolated | Q3 |
| 23429 | Isolated | Q3 |
| 23430 | Urban | Q2 |
| 23431 | Urban | Q2 |
| 23432 | Urban | Q2 |
| 23433 | Urban | Q1 |
| 23434 | Urban | Q3 |
| 23435 | Urban | Q1 |
| 23436 | Urban | Q1 |
| 23437 | Urban | Q1 |
| 23438 | Urban | Q1 |
| 23439 | Urban | Q3 |
| 23440 | Isolated | Q2 |
| 23441 | Isolated | Q4 |
| 23442 | Small Rural | Q3 |
| 23443 | Isolated | Q3 |
| 23450 | Urban | Q2 |
| 23451 | Urban | Q2 |
| 23452 | Urban | Q2 |
| 23453 | Urban | Q2 |
| 23454 | Urban | Q2 |
| 23455 | Urban | Q2 |
| 23456 | Urban | Q1 |
| 23457 | Urban | Q1 |
| 23458 | Urban | Q2 |
| 23459 | Urban | Q2 |
| 23460 | Urban | Q1 |
| 23461 | Urban | Q1 |
| 23462 | Urban | Q3 |
| 23463 | Urban | Q1 |
| 23464 | Urban | Q1 |

Appendix D. List of 5-Digit Zip Codes and Mapping to Urban and Socioeconomic Status Categories

| 5-Digit Zip Code | Rural/Urban Categorization | SES Quartile |
|------------------|----------------------------|--------------|
| 23465 | Urban | Q1 |
| 23466 | Urban | Q3 |
| 23467 | Urban | Q1 |
| 23471 | Urban | Q2 |
| 23479 | Urban | Q2 |
| 23480 | Isolated | Q2 |
| 23482 | Isolated | Q4 |
| 23483 | Small Rural | Q1 |
| 23486 | Isolated | Q1 |
| 23487 | Urban | Q2 |
| 23488 | Small Rural | Q2 |
| 23501 | Urban | Q4 |
| 23502 | Urban | Q3 |
| 23503 | Urban | Q3 |
| 23504 | Urban | Q4 |
| 23505 | Urban | Q4 |
| 23506 | Urban | Q3 |
| 23507 | Urban | Q2 |
| 23508 | Urban | Q3 |
| 23509 | Urban | Q4 |
| 23510 | Urban | Q4 |
| 23511 | Urban | Q1 |
| 23513 | Urban | Q4 |
| 23514 | Urban | Q4 |
| 23515 | Urban | Q4 |
| 23517 | Urban | Q4 |
| 23518 | Urban | Q3 |
| 23519 | Urban | Q3 |
| 23523 | Urban | Q4 |
| 23529 | Urban | Q3 |
| 23541 | Urban | Q3 |
| 23551 | Urban | Q1 |
| 23601 | Urban | Q3 |
| 23602 | Urban | Q2 |
| 23603 | Urban | Q3 |
| 23604 | Urban | Q3 |
| 23605 | Urban | Q4 |
| 23606 | Urban | Q3 |
| 23607 | Urban | Q4 |
| 23608 | Urban | Q3 |
| 23609 | Urban | Q2 |
| 23612 | Urban | Q3 |
| 23628 | Urban | Q3 |
| 23630 | Urban | Q4 |

Appendix D. List of 5-Digit Zip Codes and Mapping to Urban and Socioeconomic Status Categories

| 5-Digit Zip Code | Rural/Urban Categorization | SES Quartile |
|------------------|----------------------------|--------------|
| 23651 | Urban | Q2 |
| 23661 | Urban | Q4 |
| 23662 | Urban | Q1 |
| 23663 | Urban | Q4 |
| 23664 | Urban | Q2 |
| 23665 | Urban | Q2 |
| 23666 | Urban | Q3 |
| 23667 | Urban | Q3 |
| 23668 | Urban | Q3 |
| 23669 | Urban | Q3 |
| 23670 | Urban | Q4 |
| 23681 | Urban | Q3 |
| 23690 | Urban | Q3 |
| 23691 | Urban | Q1 |
| 23692 | Urban | Q1 |
| 23693 | Urban | Q1 |
| 23694 | Urban | Q3 |
| 23696 | Urban | Q1 |
| 23701 | Urban | Q3 |
| 23702 | Urban | Q4 |
| 23703 | Urban | Q3 |
| 23704 | Urban | Q4 |
| 23705 | Urban | Q4 |
| 23707 | Urban | Q4 |
| 23708 | Urban | Q1 |
| 23709 | Urban | Q1 |
| 23801 | Urban | Q2 |
| 23803 | Urban | Q4 |
| 23804 | Urban | Q4 |
| 23805 | Urban | Q3 |
| 23806 | Urban | Q1 |
| 23821 | Urban | Q2 |
| 23822 | Urban | Q2 |
| 23824 | Urban | Q4 |
| 23827 | Small Rural | Q3 |
| 23828 | Small Rural | Q2 |
| 23829 | Isolated | Q2 |
| 23830 | Urban | Q2 |
| 23831 | Urban | Q2 |
| 23832 | Urban | Q1 |
| 23833 | Urban | Q2 |
| 23834 | Urban | Q2 |
| 23836 | Urban | Q1 |
| 23837 | Small Rural | Q3 |

Appendix D. List of 5-Digit Zip Codes and Mapping to Urban and Socioeconomic Status Categories

| 5-Digit Zip Code | Rural/Urban Categorization | SES Quartile |
|------------------|----------------------------|--------------|
| 23838 | Urban | Q1 |
| 23839 | Urban | Q1 |
| 23840 | Urban | Q3 |
| 23841 | Urban | Q2 |
| 23842 | Urban | Q1 |
| 23843 | Urban | Q3 |
| 23844 | Isolated | Q4 |
| 23845 | Isolated | Q1 |
| 23846 | Urban | Q2 |
| 23847 | Small Rural | Q4 |
| 23850 | Urban | Q2 |
| 23851 | Small Rural | Q4 |
| 23856 | Isolated | Q3 |
| 23857 | Isolated | Q2 |
| 23860 | Urban | Q4 |
| 23866 | Urban | Q2 |
| 23867 | Small Rural | Q2 |
| 23868 | Small Rural | Q4 |
| 23870 | Small Rural | Q4 |
| 23872 | Urban | Q2 |
| 23873 | Isolated | Q3 |
| 23874 | Small Rural | Q3 |
| 23875 | Urban | Q2 |
| 23876 | Urban | Q1 |
| 23878 | Urban | Q2 |
| 23879 | Small Rural | Q1 |
| 23881 | Urban | Q4 |
| 23882 | Urban | Q2 |
| 23883 | Urban | Q2 |
| 23884 | Urban | Q1 |
| 23885 | Urban | Q1 |
| 23887 | Isolated | Q1 |
| 23888 | Isolated | Q4 |
| 23889 | Urban | Q3 |
| 23890 | Urban | Q3 |
| 23891 | Isolated | Q1 |
| 23893 | Isolated | Q1 |
| 23894 | Urban | Q1 |
| 23897 | Urban | Q2 |
| 23898 | Urban | Q1 |
| 23899 | Urban | Q3 |
| 23901 | Small Rural | Q4 |
| 23909 | Small Rural | Q1 |
| 23915 | Isolated | Q1 |

Appendix D. List of 5-Digit Zip Codes and Mapping to Urban and Socioeconomic Status Categories

| 5-Digit Zip Code | Rural/Urban Categorization | SES Quartile |
|------------------|----------------------------|--------------|
| 23917 | Isolated | Q3 |
| 23919 | Small Rural | Q1 |
| 23920 | Isolated | Q3 |
| 23921 | Urban | Q3 |
| 23922 | Urban | Q4 |
| 23923 | Isolated | Q2 |
| 23924 | Small Rural | Q4 |
| 23927 | Isolated | Q2 |
| 23930 | Urban | Q3 |
| 23934 | Isolated | Q1 |
| 23936 | Urban | Q3 |
| 23937 | Small Rural | Q3 |
| 23938 | Urban | Q2 |
| 23939 | Urban | Q3 |
| 23941 | Small Rural | Q4 |
| 23942 | Small Rural | Q2 |
| 23943 | Small Rural | Q1 |
| 23944 | Isolated | Q4 |
| 23947 | Isolated | Q3 |
| 23950 | Small Rural | Q3 |
| 23952 | Urban | Q2 |
| 23954 | Small Rural | Q3 |
| 23955 | Urban | Q3 |
| 23958 | Urban | Q3 |
| 23959 | Isolated | Q2 |
| 23960 | Small Rural | Q1 |
| 23962 | Isolated | Q3 |
| 23963 | Isolated | Q3 |
| 23964 | Small Rural | Q3 |
| 23966 | Small Rural | Q3 |
| 23967 | Small Rural | Q3 |
| 23968 | Small Rural | Q2 |
| 23970 | Small Rural | Q3 |
| 23974 | Isolated | Q3 |
| 23976 | Small Rural | Q3 |
| 24001 | Urban | Q2 |
| 24002 | Urban | Q2 |
| 24003 | Urban | Q2 |
| 24004 | Urban | Q2 |
| 24005 | Urban | Q2 |
| 24006 | Urban | Q2 |
| 24007 | Urban | Q2 |
| 24008 | Urban | Q2 |
| 24009 | Urban | Q2 |

Appendix D. List of 5-Digit Zip Codes and Mapping to Urban and Socioeconomic Status Categories

| 5-Digit Zip Code | Rural/Urban Categorization | SES Quartile |
|------------------|----------------------------|--------------|
| 24010 | Urban | Q2 |
| 24011 | Urban | Q2 |
| 24012 | Urban | Q3 |
| 24013 | Urban | Q4 |
| 24014 | Urban | Q2 |
| 24015 | Urban | Q2 |
| 24016 | Urban | Q4 |
| 24017 | Urban | Q4 |
| 24018 | Urban | Q1 |
| 24019 | Urban | Q1 |
| 24020 | Urban | Q1 |
| 24022 | Urban | Q4 |
| 24023 | Urban | Q4 |
| 24024 | Urban | Q4 |
| 24025 | Urban | Q4 |
| 24026 | Urban | Q4 |
| 24027 | Urban | Q4 |
| 24028 | Urban | Q4 |
| 24029 | Urban | Q4 |
| 24030 | Urban | Q4 |
| 24031 | Urban | Q4 |
| 24032 | Urban | Q4 |
| 24033 | Urban | Q4 |
| 24034 | Urban | Q4 |
| 24035 | Urban | Q4 |
| 24036 | Urban | Q4 |
| 24037 | Urban | Q4 |
| 24038 | Urban | Q4 |
| 24040 | Urban | Q4 |
| 24042 | Urban | Q2 |
| 24043 | Urban | Q4 |
| 24050 | Urban | Q1 |
| 24053 | Large Rural | Q2 |
| 24054 | Large Rural | Q3 |
| 24055 | Large Rural | Q3 |
| 24058 | Urban | Q1 |
| 24059 | Urban | Q2 |
| 24060 | Urban | Q3 |
| 24061 | Urban | Q3 |
| 24062 | Urban | Q3 |
| 24063 | Urban | Q3 |
| 24064 | Urban | Q1 |
| 24065 | Urban | Q1 |
| 24066 | Urban | Q1 |

Appendix D. List of 5-Digit Zip Codes and Mapping to Urban and Socioeconomic Status Categories

| 5-Digit Zip Code | Rural/Urban Categorization | SES Quartile |
|------------------|----------------------------|--------------|
| 24067 | Urban | Q2 |
| 24068 | Urban | Q2 |
| 24069 | Large Rural | Q2 |
| 24070 | Urban | Q1 |
| 24072 | Urban | Q1 |
| 24073 | Urban | Q2 |
| 24076 | Large Rural | Q3 |
| 24077 | Urban | Q1 |
| 24078 | Large Rural | Q3 |
| 24079 | Isolated | Q2 |
| 24082 | Large Rural | Q1 |
| 24083 | Urban | Q1 |
| 24084 | Large Rural | Q2 |
| 24085 | Urban | Q1 |
| 24086 | Urban | Q4 |
| 24087 | Urban | Q3 |
| 24088 | Urban | Q3 |
| 24089 | Large Rural | Q3 |
| 24090 | Urban | Q1 |
| 24091 | Urban | Q2 |
| 24092 | Urban | Q3 |
| 24093 | Urban | Q1 |
| 24095 | Urban | Q1 |
| 24101 | Urban | Q1 |
| 24102 | Urban | Q2 |
| 24104 | Urban | Q2 |
| 24105 | Urban | Q3 |
| 24111 | Urban | Q3 |
| 24112 | Large Rural | Q3 |
| 24113 | Large Rural | Q3 |
| 24114 | Large Rural | Q3 |
| 24115 | Large Rural | Q3 |
| 24120 | Large Rural | Q2 |
| 24121 | Urban | Q1 |
| 24122 | Urban | Q1 |
| 24124 | Urban | Q2 |
| 24126 | Large Rural | Q3 |
| 24127 | Urban | Q2 |
| 24128 | Urban | Q2 |
| 24129 | Urban | Q1 |
| 24130 | Urban | Q1 |
| 24131 | Urban | Q1 |
| 24132 | Urban | Q4 |
| 24133 | Large Rural | Q2 |

Appendix D. List of 5-Digit Zip Codes and Mapping to Urban and Socioeconomic Status Categories

| 5-Digit Zip Code | Rural/Urban Categorization | SES Quartile |
|------------------|----------------------------|--------------|
| 24134 | Urban | Q2 |
| 24136 | Urban | Q2 |
| 24137 | Large Rural | Q2 |
| 24138 | Urban | Q1 |
| 24139 | Isolated | Q3 |
| 24141 | Urban | Q3 |
| 24142 | Urban | Q1 |
| 24143 | Urban | Q3 |
| 24146 | Urban | Q3 |
| 24147 | Urban | Q2 |
| 24148 | Large Rural | Q2 |
| 24149 | Urban | Q1 |
| 24150 | Urban | Q2 |
| 24151 | Urban | Q3 |
| 24153 | Urban | Q2 |
| 24155 | Urban | Q1 |
| 24157 | Urban | Q1 |
| 24161 | Isolated | Q3 |
| 24162 | Urban | Q2 |
| 24165 | Large Rural | Q2 |
| 24167 | Urban | Q2 |
| 24168 | Large Rural | Q1 |
| 24171 | Large Rural | Q3 |
| 24174 | Urban | Q2 |
| 24175 | Urban | Q1 |
| 24176 | Urban | Q1 |
| 24177 | Large Rural | Q2 |
| 24178 | Urban | Q1 |
| 24179 | Urban | Q2 |
| 24184 | Urban | Q2 |
| 24185 | Large Rural | Q2 |
| 24201 | Urban | Q4 |
| 24202 | Urban | Q2 |
| 24203 | Urban | Q4 |
| 24205 | Urban | Q4 |
| 24209 | Urban | Q4 |
| 24210 | Urban | Q3 |
| 24211 | Urban | Q1 |
| 24212 | Urban | Q3 |
| 24215 | Small Rural | Q4 |
| 24216 | Small Rural | Q4 |
| 24217 | Small Rural | Q2 |
| 24218 | Isolated | Q3 |
| 24219 | Small Rural | Q3 |

Appendix D. List of 5-Digit Zip Codes and Mapping to Urban and Socioeconomic Status Categories

| 5-Digit Zip Code | Rural/Urban Categorization | SES Quartile |
|------------------|----------------------------|--------------|
| 24220 | Urban | Q1 |
| 24221 | Isolated | Q2 |
| 24224 | Urban | Q3 |
| 24225 | Urban | Q3 |
| 24226 | Isolated | Q3 |
| 24228 | Isolated | Q3 |
| 24230 | Small Rural | Q4 |
| 24236 | Urban | Q3 |
| 24237 | Small Rural | Q4 |
| 24239 | Small Rural | Q3 |
| 24243 | Urban | Q2 |
| 24244 | Urban | Q3 |
| 24245 | Urban | Q3 |
| 24246 | Small Rural | Q3 |
| 24248 | Small Rural | Q3 |
| 24250 | Urban | Q1 |
| 24251 | Urban | Q2 |
| 24256 | Urban | Q3 |
| 24258 | Urban | Q2 |
| 24260 | Urban | Q3 |
| 24263 | Isolated | Q3 |
| 24265 | Large Rural | Q3 |
| 24266 | Urban | Q2 |
| 24269 | Small Rural | Q3 |
| 24270 | Urban | Q2 |
| 24271 | Urban | Q3 |
| 24272 | Small Rural | Q4 |
| 24273 | Large Rural | Q4 |
| 24277 | Isolated | Q3 |
| 24279 | Large Rural | Q3 |
| 24280 | Large Rural | Q2 |
| 24281 | Small Rural | Q3 |
| 24282 | Large Rural | Q4 |
| 24283 | Isolated | Q3 |
| 24290 | Urban | Q3 |
| 24292 | Small Rural | Q3 |
| 24293 | Large Rural | Q3 |
| 24301 | Large Rural | Q3 |
| 24311 | Small Rural | Q3 |
| 24312 | Large Rural | Q3 |
| 24313 | Large Rural | Q4 |
| 24314 | Large Rural | Q1 |
| 24315 | Urban | Q2 |
| 24316 | Isolated | Q1 |

Appendix D. List of 5-Digit Zip Codes and Mapping to Urban and Socioeconomic Status Categories

| 5-Digit Zip Code | Rural/Urban Categorization | SES Quartile |
|------------------|----------------------------|--------------|
| 24317 | Large Rural | Q3 |
| 24318 | Large Rural | Q1 |
| 24319 | Small Rural | Q2 |
| 24322 | Small Rural | Q1 |
| 24323 | Small Rural | Q1 |
| 24324 | Large Rural | Q1 |
| 24325 | Isolated | Q3 |
| 24326 | Isolated | Q1 |
| 24327 | Urban | Q2 |
| 24328 | Small Rural | Q1 |
| 24330 | Small Rural | Q3 |
| 24333 | Small Rural | Q3 |
| 24340 | Urban | Q2 |
| 24343 | Isolated | Q3 |
| 24347 | Urban | Q3 |
| 24348 | Isolated | Q3 |
| 24350 | Small Rural | Q2 |
| 24351 | Urban | Q3 |
| 24352 | Isolated | Q2 |
| 24354 | Small Rural | Q3 |
| 24360 | Large Rural | Q2 |
| 24361 | Urban | Q2 |
| 24363 | Small Rural | Q2 |
| 24366 | Large Rural | Q2 |
| 24368 | Small Rural | Q2 |
| 24370 | Isolated | Q3 |
| 24374 | Small Rural | Q3 |
| 24375 | Isolated | Q3 |
| 24377 | Isolated | Q2 |
| 24378 | Isolated | Q2 |
| 24380 | Urban | Q2 |
| 24381 | Small Rural | Q1 |
| 24382 | Small Rural | Q3 |
| 24401 | Urban | Q2 |
| 24402 | Urban | Q2 |
| 24411 | Urban | Q1 |
| 24412 | Isolated | Q1 |
| 24413 | Isolated | Q2 |
| 24415 | Small Rural | Q1 |
| 24416 | Small Rural | Q3 |
| 24421 | Urban | Q1 |
| 24422 | Small Rural | Q3 |
| 24426 | Small Rural | Q2 |
| 24430 | Urban | Q3 |

Appendix D. List of 5-Digit Zip Codes and Mapping to Urban and Socioeconomic Status Categories

| 5-Digit Zip Code | Rural/Urban Categorization | SES Quartile |
|------------------|----------------------------|--------------|
| 24431 | Urban | Q2 |
| 24432 | Urban | Q1 |
| 24433 | Isolated | Q2 |
| 24435 | Isolated | Q1 |
| 24437 | Urban | Q2 |
| 24438 | Urban | Q1 |
| 24439 | Small Rural | Q3 |
| 24440 | Urban | Q1 |
| 24441 | Urban | Q2 |
| 24442 | Isolated | Q3 |
| 24445 | Isolated | Q2 |
| 24448 | Small Rural | Q2 |
| 24450 | Small Rural | Q2 |
| 24457 | Small Rural | Q3 |
| 24458 | Isolated | Q1 |
| 24459 | Urban | Q1 |
| 24460 | Isolated | Q1 |
| 24463 | Urban | Q2 |
| 24464 | Isolated | Q2 |
| 24465 | Isolated | Q2 |
| 24467 | Urban | Q1 |
| 24468 | Isolated | Q1 |
| 24469 | Urban | Q2 |
| 24471 | Urban | Q1 |
| 24472 | Urban | Q2 |
| 24473 | Small Rural | Q1 |
| 24474 | Small Rural | Q2 |
| 24476 | Urban | Q1 |
| 24477 | Urban | Q2 |
| 24479 | Urban | Q1 |
| 24482 | Urban | Q1 |
| 24483 | Isolated | Q2 |
| 24484 | Isolated | Q1 |
| 24485 | Urban | Q2 |
| 24486 | Urban | Q2 |
| 24487 | Isolated | Q3 |
| 24501 | Urban | Q4 |
| 24502 | Urban | Q3 |
| 24503 | Urban | Q1 |
| 24504 | Urban | Q4 |
| 24505 | Urban | Q4 |
| 24506 | Urban | Q4 |
| 24513 | Urban | Q1 |
| 24514 | Urban | Q3 |

Appendix D. List of 5-Digit Zip Codes and Mapping to Urban and Socioeconomic Status Categories

| 5-Digit Zip Code | Rural/Urban Categorization | SES Quartile |
|------------------|----------------------------|--------------|
| 24515 | Urban | Q3 |
| 24517 | Urban | Q3 |
| 24520 | Small Rural | Q3 |
| 24521 | Urban | Q2 |
| 24522 | Urban | Q2 |
| 24523 | Urban | Q2 |
| 24526 | Urban | Q2 |
| 24527 | Large Rural | Q2 |
| 24528 | Urban | Q2 |
| 24529 | Isolated | Q3 |
| 24530 | Large Rural | Q3 |
| 24531 | Large Rural | Q2 |
| 24533 | Urban | Q2 |
| 24534 | Small Rural | Q3 |
| 24535 | Small Rural | Q3 |
| 24536 | Urban | Q1 |
| 24538 | Urban | Q2 |
| 24539 | Small Rural | Q4 |
| 24540 | Large Rural | Q4 |
| 24541 | Large Rural | Q4 |
| 24543 | Large Rural | Q4 |
| 24549 | Large Rural | Q2 |
| 24550 | Urban | Q2 |
| 24551 | Urban | Q1 |
| 24553 | Urban | Q4 |
| 24554 | Urban | Q2 |
| 24555 | Isolated | Q2 |
| 24556 | Urban | Q1 |
| 24557 | Isolated | Q3 |
| 24558 | Small Rural | Q2 |
| 24562 | Urban | Q1 |
| 24563 | Small Rural | Q2 |
| 24565 | Large Rural | Q3 |
| 24566 | Large Rural | Q3 |
| 24569 | Small Rural | Q3 |
| 24570 | Urban | Q2 |
| 24571 | Urban | Q2 |
| 24572 | Urban | Q2 |
| 24574 | Urban | Q2 |
| 24576 | Urban | Q2 |
| 24577 | Small Rural | Q3 |
| 24578 | Small Rural | Q1 |
| 24579 | Isolated | Q2 |
| 24580 | Isolated | Q2 |

Appendix D. List of 5-Digit Zip Codes and Mapping to Urban and Socioeconomic Status Categories

| 5-Digit Zip Code | Rural/Urban Categorization | SES Quartile |
|------------------|----------------------------|--------------|
| 24581 | Urban | Missing |
| 24586 | Large Rural | Q2 |
| 24588 | Urban | Q2 |
| 24589 | Small Rural | Q2 |
| 24590 | Urban | Q2 |
| 24592 | Small Rural | Q3 |
| 24593 | Urban | Q3 |
| 24594 | Large Rural | Q3 |
| 24595 | Urban | Q2 |
| 24597 | Small Rural | Q1 |
| 24598 | Small Rural | Q2 |
| 24599 | Urban | Q4 |
| 24601 | Small Rural | Q1 |
| 24602 | Large Rural | Q3 |
| 24603 | Isolated | Q4 |
| 24604 | Large Rural | Q4 |
| 24605 | Large Rural | Q2 |
| 24606 | Large Rural | Q2 |
| 24607 | Urban | Q4 |
| 24608 | Small Rural | Q2 |
| 24609 | Small Rural | Q2 |
| 24612 | Small Rural | Q3 |
| 24613 | Large Rural | Q2 |
| 24614 | Isolated | Q3 |
| 24619 | Large Rural | Q3 |
| 24620 | Isolated | Q4 |
| 24622 | Small Rural | Q3 |
| 24624 | Isolated | Q3 |
| 24627 | Small Rural | Q2 |
| 24628 | Isolated | Q2 |
| 24630 | Large Rural | Q3 |
| 24631 | Isolated | Q3 |
| 24634 | Small Rural | Q1 |
| 24635 | Large Rural | Q4 |
| 24637 | Isolated | Q1 |
| 24639 | Small Rural | Q3 |
| 24640 | Small Rural | Q3 |
| 24641 | Small Rural | Q3 |
| 24646 | Small Rural | Q1 |
| 24647 | Small Rural | Q3 |
| 24649 | Urban | Q3 |
| 24651 | Small Rural | Q2 |
| 24656 | Small Rural | Q2 |
| 24657 | Small Rural | Q3 |

Appendix D. List of 5-Digit Zip Codes and Mapping to Urban and Socioeconomic Status Categories

| 5-Digit Zip Code | Rural/Urban Categorization | SES Quartile |
|------------------|----------------------------|--------------|
| 24658 | Isolated | Q4 |
| 24701 | Large Rural | Q3 |
| 24712 | Large Rural | Q2 |
| 24714 | Urban | Q4 |
| 24715 | Large Rural | Q3 |
| 24716 | Urban | Q3 |
| 24719 | Urban | Q3 |
| 24724 | Large Rural | Q4 |
| 24726 | Urban | Q1 |
| 24729 | Urban | Q3 |
| 24731 | Large Rural | Q1 |
| 24732 | Large Rural | Q3 |
| 24733 | Urban | Q3 |
| 24736 | Urban | Q2 |
| 24737 | Large Rural | Q1 |
| 24738 | Large Rural | Q2 |
| 24739 | Large Rural | Q3 |
| 24740 | Large Rural | Q3 |
| 24747 | Large Rural | Q3 |
| 24751 | Large Rural | Q3 |
| 24801 | Small Rural | Q4 |
| 24808 | Large Rural | Q3 |
| 24811 | Urban | Q3 |
| 24813 | Urban | Q3 |
| 24815 | Large Rural | Q4 |
| 24816 | Small Rural | Q1 |
| 24817 | Isolated | Q3 |
| 24818 | Urban | Q4 |
| 24822 | Urban | Q3 |
| 24823 | Urban | Q2 |
| 24826 | Urban | Q2 |
| 24827 | Urban | Q2 |
| 24828 | Small Rural | Q4 |
| 24829 | Small Rural | Q4 |
| 24830 | Large Rural | Q2 |
| 24831 | Large Rural | Q3 |
| 24834 | Urban | Q2 |
| 24836 | Small Rural | Q2 |
| 24839 | Urban | Q3 |
| 24843 | Small Rural | Q2 |
| 24844 | Urban | Q3 |
| 24845 | Urban | Q4 |
| 24846 | Isolated | Q2 |
| 24847 | Urban | Q3 |

Appendix D. List of 5-Digit Zip Codes and Mapping to Urban and Socioeconomic Status Categories

| 5-Digit Zip Code | Rural/Urban Categorization | SES Quartile |
|------------------|----------------------------|--------------|
| 24848 | Small Rural | Q4 |
| 24849 | Urban | Q1 |
| 24850 | Isolated | Q3 |
| 24851 | Small Rural | Q2 |
| 24853 | Small Rural | Q4 |
| 24854 | Urban | Q3 |
| 24855 | Large Rural | Q4 |
| 24857 | Urban | Q2 |
| 24859 | Urban | Q2 |
| 24860 | Urban | Q2 |
| 24861 | Large Rural | Q4 |
| 24862 | Isolated | Q3 |
| 24866 | Large Rural | Q3 |
| 24867 | Urban | Q2 |
| 24868 | Large Rural | Q4 |
| 24869 | Urban | Q4 |
| 24870 | Urban | Q3 |
| 24871 | Small Rural | Q3 |
| 24872 | Isolated | Q3 |
| 24873 | Urban | Q2 |
| 24874 | Urban | Q3 |
| 24878 | Small Rural | Q4 |
| 24879 | Urban | Q3 |
| 24880 | Urban | Q2 |
| 24881 | Small Rural | Q2 |
| 24882 | Urban | Q2 |
| 24884 | Large Rural | Q4 |
| 24887 | Large Rural | Q1 |
| 24888 | Small Rural | Q3 |
| 24892 | Urban | Q4 |
| 24894 | Large Rural | Q3 |
| 24895 | Small Rural | Q4 |
| 24898 | Urban | Q2 |
| 24901 | Small Rural | Q2 |
| 24902 | Small Rural | Q2 |
| 24910 | Small Rural | Q3 |
| 24915 | Isolated | Q1 |
| 24916 | Small Rural | Q3 |
| 24918 | Small Rural | Q2 |
| 24920 | Urban | Q3 |
| 24924 | Small Rural | Q2 |
| 24925 | Small Rural | Q2 |
| 24927 | Isolated | Q3 |
| 24931 | Small Rural | Q2 |

Appendix D. List of 5-Digit Zip Codes and Mapping to Urban and Socioeconomic Status Categories

| 5-Digit Zip Code | Rural/Urban Categorization | SES Quartile |
|------------------|----------------------------|--------------|
| 24934 | Isolated | Q2 |
| 24935 | Urban | Q1 |
| 24938 | Small Rural | Q2 |
| 24941 | Small Rural | Q3 |
| 24943 | Small Rural | Q3 |
| 24944 | Isolated | Q2 |
| 24945 | Isolated | Q2 |
| 24946 | Small Rural | Q1 |
| 24951 | Isolated | Q3 |
| 24954 | Isolated | Q2 |
| 24957 | Small Rural | Q1 |
| 24962 | Urban | Q2 |
| 24963 | Small Rural | Q2 |
| 24966 | Isolated | Q2 |
| 24970 | Small Rural | Q3 |
| 24974 | Small Rural | Q3 |
| 24976 | Small Rural | Q2 |
| 24977 | Small Rural | Q3 |
| 24981 | Urban | Q1 |
| 24983 | Isolated | Q2 |
| 24984 | Small Rural | Q2 |
| 24985 | Urban | Q1 |
| 24986 | Small Rural | Q3 |
| 24991 | Small Rural | Q1 |
| 24993 | Isolated | Q2 |
| 25002 | Urban | Q1 |
| 25003 | Urban | Q3 |
| 25005 | Urban | Q3 |
| 25007 | Urban | Q2 |
| 25008 | Urban | Q4 |
| 25009 | Urban | Q3 |
| 25011 | Urban | Q1 |
| 25015 | Urban | Q3 |
| 25019 | Urban | Q3 |
| 25021 | Urban | Q4 |
| 25022 | Isolated | Q3 |
| 25024 | Urban | Q2 |
| 25025 | Urban | Q1 |
| 25026 | Urban | Q2 |
| 25028 | Urban | Q2 |
| 25030 | Urban | Q2 |
| 25031 | Urban | Q2 |
| 25033 | Urban | Q1 |
| 25035 | Urban | Q3 |

Appendix D. List of 5-Digit Zip Codes and Mapping to Urban and Socioeconomic Status Categories

| 5-Digit Zip Code | Rural/Urban Categorization | SES Quartile |
|------------------|----------------------------|--------------|
| 25036 | Urban | Q2 |
| 25039 | Urban | Q3 |
| 25040 | Urban | Q1 |
| 25043 | Urban | Q3 |
| 25044 | Urban | Q2 |
| 25045 | Urban | Q2 |
| 25047 | Urban | Q4 |
| 25048 | Urban | Q3 |
| 25049 | Urban | Q3 |
| 25051 | Urban | Q3 |
| 25053 | Urban | Q4 |
| 25054 | Urban | Q3 |
| 25057 | Urban | Q2 |
| 25059 | Urban | Q1 |
| 25060 | Urban | Q1 |
| 25061 | Urban | Q1 |
| 25062 | Urban | Q2 |
| 25063 | Isolated | Q3 |
| 25064 | Urban | Q3 |
| 25067 | Urban | Q2 |
| 25070 | Urban | Q1 |
| 25071 | Urban | Q2 |
| 25075 | Urban | Q2 |
| 25076 | Urban | Q4 |
| 25079 | Urban | Q2 |
| 25081 | Urban | Q1 |
| 25082 | Urban | Q3 |
| 25083 | Urban | Q1 |
| 25085 | Urban | Q3 |
| 25086 | Urban | Q2 |
| 25088 | Urban | Q3 |
| 25090 | Urban | Q2 |
| 25093 | Urban | Q2 |
| 25102 | Urban | Q3 |
| 25103 | Urban | Q3 |
| 25106 | Large Rural | Q3 |
| 25107 | Urban | Q3 |
| 25108 | Urban | Q2 |
| 25109 | Urban | Q2 |
| 25110 | Urban | Q2 |
| 25111 | Urban | Q3 |
| 25112 | Urban | Q1 |
| 25113 | Urban | Q2 |
| 25114 | Urban | Q3 |

Appendix D. List of 5-Digit Zip Codes and Mapping to Urban and Socioeconomic Status Categories

| 5-Digit Zip Code | Rural/Urban Categorization | SES Quartile |
|------------------|----------------------------|--------------|
| 25115 | Urban | Q4 |
| 25118 | Urban | Q2 |
| 25119 | Urban | Q4 |
| 25121 | Urban | Q1 |
| 25123 | Urban | Q2 |
| 25124 | Urban | Q1 |
| 25125 | Urban | Q2 |
| 25126 | Urban | Q1 |
| 25130 | Urban | Q2 |
| 25132 | Urban | Q4 |
| 25133 | Urban | Q4 |
| 25134 | Urban | Q1 |
| 25136 | Urban | Q4 |
| 25139 | Urban | Q2 |
| 25140 | Urban | Q3 |
| 25141 | Urban | Q4 |
| 25142 | Urban | Q2 |
| 25143 | Urban | Q2 |
| 25148 | Urban | Q1 |
| 25149 | Urban | Q3 |
| 25152 | Urban | Q3 |
| 25154 | Urban | Q3 |
| 25156 | Urban | Q4 |
| 25159 | Urban | Q2 |
| 25160 | Urban | Q1 |
| 25161 | Urban | Q3 |
| 25162 | Urban | Q2 |
| 25164 | Urban | Q3 |
| 25165 | Urban | Q2 |
| 25168 | Urban | Q1 |
| 25169 | Urban | Q4 |
| 25173 | Urban | Q3 |
| 25174 | Urban | Q2 |
| 25177 | Urban | Q3 |
| 25180 | Urban | Q1 |
| 25181 | Urban | Q3 |
| 25183 | Urban | Missing |
| 25185 | Urban | Q1 |
| 25186 | Urban | Q4 |
| 25187 | Urban | Q1 |
| 25193 | Urban | Q2 |
| 25201 | Urban | Q4 |
| 25202 | Urban | Q2 |
| 25203 | Urban | Q3 |

Appendix D. List of 5-Digit Zip Codes and Mapping to Urban and Socioeconomic Status Categories

| 5-Digit Zip Code | Rural/Urban Categorization | SES Quartile |
|------------------|----------------------------|--------------|
| 25204 | Urban | Q2 |
| 25205 | Urban | Q1 |
| 25206 | Urban | Q1 |
| 25208 | Urban | Q3 |
| 25209 | Urban | Q4 |
| 25211 | Urban | Q3 |
| 25213 | Urban | Q1 |
| 25214 | Urban | Q3 |
| 25231 | Urban | Q1 |
| 25234 | Urban | Q2 |
| 25235 | Urban | Q3 |
| 25239 | Urban | Q3 |
| 25241 | Urban | Q1 |
| 25243 | Urban | Q2 |
| 25244 | Urban | Q2 |
| 25245 | Urban | Q2 |
| 25247 | Small Rural | Q3 |
| 25248 | Urban | Q1 |
| 25251 | Urban | Q2 |
| 25252 | Urban | Q1 |
| 25253 | Small Rural | Q2 |
| 25259 | Urban | Q3 |
| 25260 | Small Rural | Q3 |
| 25261 | Urban | Q3 |
| 25262 | Urban | Q1 |
| 25264 | Urban | Q2 |
| 25265 | Small Rural | Q3 |
| 25266 | Urban | Q3 |
| 25267 | Small Rural | Q2 |
| 25268 | Urban | Q3 |
| 25270 | Small Rural | Q2 |
| 25271 | Urban | Q3 |
| 25275 | Urban | Q3 |
| 25276 | Small Rural | Q3 |
| 25285 | Urban | Q1 |
| 25286 | Urban | Q2 |
| 25287 | Small Rural | Q2 |
| 25301 | Urban | Q4 |
| 25302 | Urban | Q3 |
| 25303 | Urban | Q1 |
| 25304 | Urban | Q2 |
| 25305 | Urban | Missing |
| 25306 | Urban | Q3 |
| 25309 | Urban | Q2 |

Appendix D. List of 5-Digit Zip Codes and Mapping to Urban and Socioeconomic Status Categories

| 5-Digit Zip Code | Rural/Urban Categorization | SES Quartile |
|------------------|----------------------------|--------------|
| 25311 | Urban | Q4 |
| 25312 | Urban | Q3 |
| 25313 | Urban | Q2 |
| 25314 | Urban | Q1 |
| 25315 | Urban | Q3 |
| 25317 | Urban | Missing |
| 25320 | Urban | Q3 |
| 25321 | Urban | Q4 |
| 25322 | Urban | Q4 |
| 25323 | Urban | Q4 |
| 25324 | Urban | Q4 |
| 25325 | Urban | Q4 |
| 25326 | Urban | Q4 |
| 25327 | Urban | Q4 |
| 25328 | Urban | Q4 |
| 25329 | Urban | Q4 |
| 25330 | Urban | Q4 |
| 25331 | Urban | Q4 |
| 25332 | Urban | Q4 |
| 25333 | Urban | Q4 |
| 25334 | Urban | Q4 |
| 25335 | Urban | Q4 |
| 25336 | Urban | Q4 |
| 25337 | Urban | Q4 |
| 25338 | Urban | Q4 |
| 25339 | Urban | Q4 |
| 25350 | Urban | Q4 |
| 25356 | Urban | Q2 |
| 25357 | Urban | Q3 |
| 25358 | Urban | Q2 |
| 25360 | Urban | Q3 |
| 25361 | Urban | Q4 |
| 25362 | Urban | Q3 |
| 25364 | Urban | Q2 |
| 25365 | Urban | Q2 |
| 25375 | Urban | Q3 |
| 25387 | Urban | Q3 |
| 25389 | Urban | Q4 |
| 25392 | Urban | Q4 |
| 25396 | Urban | Q1 |
| 25401 | Urban | Q4 |
| 25402 | Urban | Q3 |
| 25403 | Urban | Q1 |
| 25404 | Urban | Q3 |

Appendix D. List of 5-Digit Zip Codes and Mapping to Urban and Socioeconomic Status Categories

| 5-Digit Zip Code | Rural/Urban Categorization | SES Quartile |
|------------------|----------------------------|--------------|
| 25405 | Urban | Q2 |
| 25410 | Urban | Q1 |
| 25411 | Urban | Q2 |
| 25413 | Urban | Q2 |
| 25414 | Urban | Q2 |
| 25419 | Urban | Q2 |
| 25420 | Urban | Q1 |
| 25421 | Urban | Q2 |
| 25422 | Urban | Q3 |
| 25423 | Urban | Q1 |
| 25425 | Urban | Q1 |
| 25427 | Urban | Q2 |
| 25428 | Urban | Q2 |
| 25430 | Urban | Q2 |
| 25431 | Urban | Q3 |
| 25432 | Urban | Q3 |
| 25434 | Urban | Q3 |
| 25437 | Urban | Q3 |
| 25438 | Urban | Q3 |
| 25440 | Urban | Q2 |
| 25441 | Urban | Q3 |
| 25442 | Urban | Q1 |
| 25443 | Urban | Q2 |
| 25444 | Urban | Q2 |
| 25446 | Urban | Q3 |
| 25501 | Urban | Q2 |
| 25502 | Urban | Q2 |
| 25503 | Urban | Q4 |
| 25504 | Urban | Q2 |
| 25505 | Urban | Q2 |
| 25506 | Urban | Q4 |
| 25507 | Urban | Q3 |
| 25508 | Urban | Q3 |
| 25510 | Urban | Q1 |
| 25511 | Urban | Q3 |
| 25512 | Urban | Q3 |
| 25514 | Urban | Q3 |
| 25515 | Large Rural | Q2 |
| 25517 | Urban | Q3 |
| 25520 | Urban | Q2 |
| 25521 | Urban | Q4 |
| 25523 | Urban | Q2 |
| 25524 | Urban | Q3 |
| 25526 | Urban | Q1 |

Appendix D. List of 5-Digit Zip Codes and Mapping to Urban and Socioeconomic Status Categories

| 5-Digit Zip Code | Rural/Urban Categorization | SES Quartile |
|------------------|----------------------------|--------------|
| 25529 | Urban | Q3 |
| 25530 | Urban | Q2 |
| 25534 | Urban | Q3 |
| 25535 | Urban | Q1 |
| 25537 | Urban | Q2 |
| 25540 | Urban | Q4 |
| 25541 | Urban | Q2 |
| 25544 | Urban | Q4 |
| 25545 | Urban | Q1 |
| 25547 | Urban | Q3 |
| 25550 | Large Rural | Q2 |
| 25555 | Urban | Q2 |
| 25557 | Urban | Q2 |
| 25559 | Urban | Q2 |
| 25560 | Urban | Q1 |
| 25562 | Urban | Q2 |
| 25564 | Urban | Q2 |
| 25565 | Urban | Q3 |
| 25567 | Urban | Q2 |
| 25569 | Urban | Q1 |
| 25570 | Urban | Q4 |
| 25571 | Urban | Q4 |
| 25572 | Urban | Q2 |
| 25573 | Urban | Q2 |
| 25601 | Urban | Q3 |
| 25606 | Isolated | Q3 |
| 25607 | Isolated | Q3 |
| 25608 | Small Rural | Q3 |
| 25611 | Large Rural | Q2 |
| 25612 | Urban | Q4 |
| 25614 | Urban | Q3 |
| 25617 | Large Rural | Q2 |
| 25621 | Small Rural | Q3 |
| 25624 | Urban | Q3 |
| 25625 | Urban | Q3 |
| 25628 | Isolated | Q3 |
| 25630 | Isolated | Q3 |
| 25632 | Large Rural | Q4 |
| 25634 | Large Rural | Q3 |
| 25635 | Large Rural | Q3 |
| 25637 | Urban | Q2 |
| 25638 | Urban | Q2 |
| 25639 | Urban | Q3 |
| 25644 | Large Rural | Q4 |

Appendix D. List of 5-Digit Zip Codes and Mapping to Urban and Socioeconomic Status Categories

| 5-Digit Zip Code | Rural/Urban Categorization | SES Quartile |
|-------------------------|-----------------------------------|---------------------|
| 25646 | Isolated | Q3 |
| 25647 | Urban | Q4 |
| 25649 | Urban | Q2 |
| 25650 | Small Rural | Q2 |
| 25651 | Isolated | Q3 |
| 25652 | Urban | Q2 |
| 25653 | Urban | Q2 |
| 25654 | Urban | Q3 |
| 25661 | Small Rural | Q4 |
| 25665 | Small Rural | Q4 |
| 25666 | Isolated | Q4 |
| 25667 | Small Rural | Q4 |
| 25669 | Urban | Q3 |
| 25670 | Isolated | Q3 |
| 25671 | Isolated | Q3 |
| 25672 | Isolated | Q3 |
| 25674 | Isolated | Q3 |
| 25676 | Small Rural | Q3 |
| 25678 | Isolated | Q4 |
| 25685 | Small Rural | Q4 |
| 25686 | Isolated | Q4 |
| 25688 | Isolated | Q3 |
| 25690 | Isolated | Q1 |
| 25691 | Small Rural | Q4 |
| 25692 | Isolated | Q4 |
| 25696 | Urban | Q1 |
| 25699 | Urban | Q3 |
| 25701 | Urban | Q3 |
| 25702 | Urban | Q4 |
| 25703 | Urban | Q4 |
| 25704 | Urban | Q3 |
| 25705 | Urban | Q3 |
| 25706 | Urban | Q3 |
| 25707 | Urban | Q3 |
| 25708 | Urban | Q3 |
| 25709 | Urban | Q3 |
| 25710 | Urban | Q3 |
| 25711 | Urban | Q3 |
| 25712 | Urban | Q3 |
| 25713 | Urban | Q3 |
| 25714 | Urban | Q3 |
| 25715 | Urban | Q3 |
| 25716 | Urban | Q3 |
| 25717 | Urban | Q3 |

Appendix D. List of 5-Digit Zip Codes and Mapping to Urban and Socioeconomic Status Categories

| 5-Digit Zip Code | Rural/Urban Categorization | SES Quartile |
|------------------|----------------------------|--------------|
| 25718 | Urban | Q3 |
| 25719 | Urban | Q3 |
| 25720 | Urban | Q3 |
| 25721 | Urban | Q3 |
| 25722 | Urban | Q3 |
| 25723 | Urban | Q3 |
| 25724 | Urban | Q3 |
| 25725 | Urban | Q3 |
| 25726 | Urban | Q3 |
| 25727 | Urban | Q3 |
| 25728 | Urban | Q3 |
| 25729 | Urban | Q3 |
| 25755 | Urban | Q4 |
| 25770 | Urban | Q3 |
| 25771 | Urban | Q3 |
| 25772 | Urban | Q3 |
| 25773 | Urban | Q3 |
| 25774 | Urban | Q3 |
| 25775 | Urban | Q3 |
| 25776 | Urban | Q3 |
| 25777 | Urban | Q3 |
| 25778 | Urban | Q3 |
| 25779 | Urban | Q3 |
| 25801 | Urban | Q3 |
| 25802 | Urban | Q3 |
| 25810 | Urban | Q1 |
| 25811 | Urban | Q2 |
| 25812 | Urban | Q2 |
| 25813 | Urban | Q2 |
| 25817 | Urban | Q2 |
| 25818 | Urban | Q2 |
| 25820 | Urban | Q3 |
| 25823 | Urban | Q3 |
| 25825 | Urban | Q2 |
| 25826 | Urban | Q2 |
| 25827 | Urban | Q2 |
| 25831 | Urban | Q2 |
| 25832 | Urban | Q1 |
| 25833 | Urban | Q3 |
| 25836 | Urban | Q3 |
| 25837 | Isolated | Q3 |
| 25839 | Urban | Q2 |
| 25840 | Urban | Q2 |
| 25841 | Urban | Q2 |

Appendix D. List of 5-Digit Zip Codes and Mapping to Urban and Socioeconomic Status Categories

| 5-Digit Zip Code | Rural/Urban Categorization | SES Quartile |
|------------------|----------------------------|--------------|
| 25843 | Urban | Q3 |
| 25844 | Urban | Q2 |
| 25845 | Urban | Q2 |
| 25846 | Urban | Q3 |
| 25848 | Urban | Q4 |
| 25849 | Urban | Q3 |
| 25851 | Urban | Q3 |
| 25853 | Urban | Q2 |
| 25854 | Urban | Q2 |
| 25855 | Urban | Q3 |
| 25857 | Urban | Q3 |
| 25860 | Urban | Q3 |
| 25862 | Urban | Q3 |
| 25864 | Urban | Q2 |
| 25865 | Urban | Q2 |
| 25866 | Urban | Q3 |
| 25868 | Isolated | Q1 |
| 25870 | Urban | Q3 |
| 25871 | Urban | Q4 |
| 25873 | Urban | Q3 |
| 25875 | Urban | Q1 |
| 25876 | Urban | Q1 |
| 25878 | Urban | Q2 |
| 25879 | Urban | Q4 |
| 25880 | Urban | Q4 |
| 25882 | Urban | Q2 |
| 25888 | Urban | Q4 |
| 25901 | Urban | Q3 |
| 25902 | Urban | Q2 |
| 25904 | Urban | Q1 |
| 25906 | Urban | Q1 |
| 25907 | Urban | Q1 |
| 25908 | Urban | Q3 |
| 25909 | Urban | Q4 |
| 25911 | Urban | Q1 |
| 25913 | Urban | Q1 |
| 25915 | Urban | Q4 |
| 25916 | Urban | Q3 |
| 25917 | Urban | Q3 |
| 25918 | Urban | Q2 |
| 25919 | Urban | Q3 |
| 25920 | Urban | Q2 |
| 25921 | Urban | Q4 |
| 25922 | Large Rural | Q2 |

Appendix D. List of 5-Digit Zip Codes and Mapping to Urban and Socioeconomic Status Categories

| 5-Digit Zip Code | Rural/Urban Categorization | SES Quartile |
|------------------|----------------------------|--------------|
| 25927 | Urban | Q3 |
| 25928 | Urban | Q3 |
| 25932 | Urban | Q1 |
| 25936 | Urban | Q4 |
| 25938 | Urban | Q2 |
| 25942 | Isolated | Q1 |
| 25943 | Urban | Q1 |
| 25951 | Urban | Q3 |
| 25958 | Isolated | Q2 |
| 25962 | Urban | Q3 |
| 25966 | Urban | Q3 |
| 25969 | Urban | Q2 |
| 25971 | Large Rural | Q1 |
| 25972 | Urban | Q4 |
| 25976 | Urban | Q2 |
| 25977 | Urban | Q3 |
| 25978 | Urban | Q2 |
| 25979 | Urban | Q1 |
| 25981 | Isolated | Q3 |
| 25984 | Isolated | Q3 |
| 25985 | Urban | Q3 |
| 25986 | Urban | Q2 |
| 25989 | Urban | Q1 |
| 26003 | Urban | Q2 |
| 26030 | Urban | Q3 |
| 26031 | Urban | Q3 |
| 26032 | Urban | Q1 |
| 26033 | Urban | Q2 |
| 26034 | Large Rural | Q3 |
| 26035 | Urban | Q1 |
| 26036 | Urban | Q1 |
| 26037 | Urban | Q2 |
| 26038 | Urban | Q2 |
| 26039 | Urban | Q1 |
| 26040 | Urban | Q3 |
| 26041 | Urban | Q2 |
| 26047 | Urban | Q2 |
| 26050 | Large Rural | Q3 |
| 26055 | Urban | Q2 |
| 26056 | Large Rural | Q1 |
| 26058 | Urban | Q2 |
| 26059 | Urban | Q2 |
| 26060 | Urban | Q1 |
| 26062 | Urban | Q2 |

Appendix D. List of 5-Digit Zip Codes and Mapping to Urban and Socioeconomic Status Categories

| 5-Digit Zip Code | Rural/Urban Categorization | SES Quartile |
|------------------|----------------------------|--------------|
| 26070 | Urban | Q2 |
| 26074 | Urban | Q4 |
| 26075 | Urban | Q2 |
| 26101 | Urban | Q4 |
| 26102 | Urban | Q4 |
| 26103 | Urban | Q4 |
| 26104 | Urban | Q2 |
| 26105 | Urban | Q2 |
| 26106 | Urban | Q4 |
| 26120 | Urban | Q2 |
| 26121 | Urban | Q2 |
| 26133 | Urban | Q2 |
| 26134 | Urban | Q3 |
| 26136 | Small Rural | Q3 |
| 26137 | Small Rural | Q3 |
| 26138 | Urban | Q1 |
| 26141 | Small Rural | Q3 |
| 26142 | Urban | Q2 |
| 26143 | Urban | Q2 |
| 26146 | Small Rural | Q2 |
| 26147 | Small Rural | Q3 |
| 26148 | Urban | Q3 |
| 26149 | Small Rural | Q3 |
| 26150 | Urban | Q2 |
| 26151 | Urban | Q3 |
| 26152 | Urban | Q2 |
| 26155 | Small Rural | Q2 |
| 26159 | Small Rural | Q3 |
| 26160 | Urban | Q2 |
| 26161 | Urban | Q1 |
| 26162 | Small Rural | Q2 |
| 26164 | Small Rural | Q3 |
| 26167 | Small Rural | Q1 |
| 26169 | Urban | Q3 |
| 26170 | Urban | Q2 |
| 26175 | Isolated | Q3 |
| 26178 | Urban | Q2 |
| 26180 | Urban | Q3 |
| 26181 | Urban | Q1 |
| 26184 | Urban | Q2 |
| 26187 | Large Rural | Q1 |
| 26201 | Small Rural | Q2 |
| 26202 | Small Rural | Q1 |
| 26203 | Isolated | Q3 |

Appendix D. List of 5-Digit Zip Codes and Mapping to Urban and Socioeconomic Status Categories

| 5-Digit Zip Code | Rural/Urban Categorization | SES Quartile |
|------------------|----------------------------|--------------|
| 26205 | Small Rural | Q3 |
| 26206 | Isolated | Q4 |
| 26208 | Small Rural | Q2 |
| 26209 | Urban | Q2 |
| 26210 | Small Rural | Q2 |
| 26215 | Small Rural | Q1 |
| 26217 | Isolated | Q4 |
| 26218 | Small Rural | Q2 |
| 26219 | Small Rural | Q2 |
| 26222 | Isolated | Q2 |
| 26224 | Large Rural | Q1 |
| 26228 | Small Rural | Q1 |
| 26229 | Small Rural | Q2 |
| 26230 | Large Rural | Q1 |
| 26234 | Small Rural | Q2 |
| 26236 | Small Rural | Missing |
| 26237 | Small Rural | Q2 |
| 26238 | Urban | Q2 |
| 26241 | Large Rural | Q3 |
| 26250 | Isolated | Q2 |
| 26253 | Large Rural | Q3 |
| 26254 | Isolated | Q1 |
| 26257 | Large Rural | Q2 |
| 26259 | Large Rural | Q2 |
| 26260 | Isolated | Q2 |
| 26261 | Isolated | Q3 |
| 26263 | Isolated | Q1 |
| 26264 | Urban | Q2 |
| 26266 | Isolated | Q1 |
| 26267 | Small Rural | Q3 |
| 26268 | Isolated | Q2 |
| 26269 | Isolated | Q2 |
| 26270 | Isolated | Q2 |
| 26271 | Isolated | Q1 |
| 26273 | Isolated | Q3 |
| 26275 | Isolated | Q4 |
| 26276 | Isolated | Q1 |
| 26278 | Large Rural | Q1 |
| 26280 | Isolated | Q3 |
| 26282 | Isolated | Missing |
| 26283 | Isolated | Q2 |
| 26285 | Large Rural | Q3 |
| 26287 | Isolated | Q2 |
| 26288 | Isolated | Q3 |

Appendix D. List of 5-Digit Zip Codes and Mapping to Urban and Socioeconomic Status Categories

| 5-Digit Zip Code | Rural/Urban Categorization | SES Quartile |
|------------------|----------------------------|--------------|
| 26289 | Isolated | Q2 |
| 26291 | Isolated | Q1 |
| 26292 | Urban | Q2 |
| 26293 | Large Rural | Q2 |
| 26294 | Isolated | Q2 |
| 26296 | Isolated | Q3 |
| 26298 | Isolated | Q1 |
| 26301 | Large Rural | Q3 |
| 26302 | Large Rural | Q3 |
| 26306 | Large Rural | Q1 |
| 26320 | Small Rural | Q3 |
| 26321 | Small Rural | Q2 |
| 26323 | Large Rural | Q3 |
| 26325 | Urban | Q4 |
| 26327 | Urban | Q2 |
| 26330 | Large Rural | Q1 |
| 26335 | Isolated | Q3 |
| 26337 | Urban | Q2 |
| 26338 | Small Rural | Q3 |
| 26339 | Large Rural | Q1 |
| 26342 | Small Rural | Q1 |
| 26343 | Small Rural | Q2 |
| 26346 | Urban | Q1 |
| 26347 | Large Rural | Q2 |
| 26348 | Small Rural | Q1 |
| 26349 | Urban | Q1 |
| 26351 | Small Rural | Q3 |
| 26354 | Urban | Q2 |
| 26361 | Large Rural | Q3 |
| 26362 | Urban | Q3 |
| 26366 | Large Rural | Q4 |
| 26369 | Large Rural | Q2 |
| 26372 | Small Rural | Q2 |
| 26374 | Urban | Q2 |
| 26376 | Isolated | Q3 |
| 26377 | Small Rural | Q3 |
| 26378 | Isolated | Q2 |
| 26384 | Small Rural | Q3 |
| 26385 | Large Rural | Q2 |
| 26386 | Large Rural | Q3 |
| 26404 | Large Rural | Q3 |
| 26405 | Small Rural | Q3 |
| 26408 | Large Rural | Q1 |
| 26410 | Urban | Q2 |

Appendix D. List of 5-Digit Zip Codes and Mapping to Urban and Socioeconomic Status Categories

| 5-Digit Zip Code | Rural/Urban Categorization | SES Quartile |
|------------------|----------------------------|--------------|
| 26411 | Large Rural | Q2 |
| 26412 | Isolated | Q3 |
| 26415 | Urban | Q3 |
| 26416 | Small Rural | Q3 |
| 26419 | Small Rural | Q3 |
| 26421 | Urban | Q3 |
| 26422 | Large Rural | Q3 |
| 26424 | Large Rural | Q3 |
| 26425 | Small Rural | Q2 |
| 26426 | Large Rural | Q2 |
| 26430 | Small Rural | Q2 |
| 26431 | Large Rural | Q3 |
| 26434 | Small Rural | Q3 |
| 26435 | Large Rural | Q3 |
| 26436 | Isolated | Q2 |
| 26437 | Small Rural | Q2 |
| 26438 | Large Rural | Q2 |
| 26440 | Urban | Q2 |
| 26443 | Small Rural | Q1 |
| 26444 | Small Rural | Q2 |
| 26447 | Small Rural | Q2 |
| 26448 | Large Rural | Q3 |
| 26451 | Large Rural | Q1 |
| 26452 | Small Rural | Q3 |
| 26456 | Isolated | Q2 |
| 26463 | Large Rural | Q3 |
| 26501 | Urban | Q3 |
| 26502 | Urban | Q3 |
| 26504 | Urban | Q4 |
| 26505 | Urban | Q4 |
| 26506 | Urban | Q4 |
| 26507 | Urban | Q4 |
| 26508 | Urban | Q1 |
| 26519 | Urban | Q2 |
| 26520 | Urban | Q1 |
| 26521 | Urban | Q2 |
| 26524 | Urban | Q2 |
| 26525 | Urban | Q2 |
| 26527 | Urban | Q3 |
| 26531 | Urban | Q1 |
| 26534 | Urban | Q3 |
| 26537 | Urban | Q3 |
| 26541 | Urban | Q1 |
| 26542 | Urban | Q2 |

Appendix D. List of 5-Digit Zip Codes and Mapping to Urban and Socioeconomic Status Categories

| 5-Digit Zip Code | Rural/Urban Categorization | SES Quartile |
|------------------|----------------------------|--------------|
| 26543 | Urban | Q2 |
| 26544 | Urban | Q1 |
| 26546 | Urban | Q1 |
| 26547 | Urban | Q2 |
| 26554 | Large Rural | Q2 |
| 26555 | Large Rural | Q2 |
| 26559 | Large Rural | Q2 |
| 26560 | Urban | Q2 |
| 26561 | Urban | Q3 |
| 26562 | Urban | Q3 |
| 26563 | Large Rural | Q2 |
| 26566 | Large Rural | Q2 |
| 26568 | Large Rural | Q1 |
| 26570 | Urban | Q2 |
| 26571 | Large Rural | Q2 |
| 26572 | Large Rural | Q2 |
| 26574 | Urban | Q2 |
| 26575 | Urban | Q3 |
| 26576 | Large Rural | Q1 |
| 26578 | Large Rural | Q2 |
| 26581 | Urban | Q3 |
| 26582 | Large Rural | Q2 |
| 26585 | Large Rural | Q2 |
| 26586 | Large Rural | Q1 |
| 26587 | Large Rural | Q1 |
| 26588 | Urban | Q2 |
| 26590 | Urban | Q2 |
| 26591 | Large Rural | Q2 |
| 26601 | Isolated | Q3 |
| 26610 | Small Rural | Q3 |
| 26611 | Small Rural | Q1 |
| 26615 | Isolated | Q1 |
| 26617 | Urban | Q1 |
| 26619 | Isolated | Q2 |
| 26621 | Isolated | Q4 |
| 26623 | Isolated | Q3 |
| 26624 | Isolated | Q3 |
| 26627 | Isolated | Q3 |
| 26629 | Isolated | Q1 |
| 26631 | Isolated | Q3 |
| 26636 | Small Rural | Q3 |
| 26638 | Small Rural | Q2 |
| 26651 | Small Rural | Q3 |
| 26656 | Urban | Q2 |

Appendix D. List of 5-Digit Zip Codes and Mapping to Urban and Socioeconomic Status Categories

| 5-Digit Zip Code | Rural/Urban Categorization | SES Quartile |
|------------------|----------------------------|--------------|
| 26660 | Small Rural | Q1 |
| 26662 | Small Rural | Q1 |
| 26667 | Small Rural | Q3 |
| 26671 | Small Rural | Q3 |
| 26675 | Small Rural | Q3 |
| 26676 | Small Rural | Q1 |
| 26678 | Small Rural | Q2 |
| 26679 | Small Rural | Q2 |
| 26680 | Isolated | Q2 |
| 26681 | Small Rural | Q2 |
| 26684 | Small Rural | Q1 |
| 26690 | Urban | Q3 |
| 26691 | Small Rural | Q3 |
| 26704 | Urban | Q4 |
| 26705 | Isolated | Q2 |
| 26707 | Isolated | Q2 |
| 26710 | Urban | Q3 |
| 26711 | Urban | Q3 |
| 26714 | Urban | Q4 |
| 26716 | Isolated | Q1 |
| 26717 | Urban | Q3 |
| 26719 | Urban | Q2 |
| 26720 | Isolated | Q2 |
| 26722 | Urban | Q3 |
| 26726 | Small Rural | Q3 |
| 26731 | Isolated | Q1 |
| 26739 | Isolated | Q1 |
| 26743 | Small Rural | Q2 |
| 26750 | Urban | Q4 |
| 26753 | Urban | Q2 |
| 26755 | Urban | Q1 |
| 26757 | Urban | Q3 |
| 26761 | Urban | Q4 |
| 26763 | Urban | Q3 |
| 26764 | Urban | Q3 |
| 26767 | Urban | Q4 |
| 26801 | Small Rural | Q2 |
| 26802 | Urban | Q2 |
| 26804 | Isolated | Q2 |
| 26807 | Urban | Q2 |
| 26808 | Urban | Q3 |
| 26810 | Small Rural | Q1 |
| 26812 | Small Rural | Q2 |
| 26814 | Isolated | Q3 |

Appendix D. List of 5-Digit Zip Codes and Mapping to Urban and Socioeconomic Status Categories

| 5-Digit Zip Code | Rural/Urban Categorization | SES Quartile |
|------------------|----------------------------|--------------|
| 26815 | Urban | Q3 |
| 26817 | Urban | Q2 |
| 26818 | Small Rural | Q3 |
| 26823 | Urban | Q2 |
| 26833 | Small Rural | Q2 |
| 26836 | Small Rural | Q3 |
| 26838 | Small Rural | Q3 |
| 26845 | Urban | Q2 |
| 26847 | Small Rural | Q3 |
| 26851 | Urban | Q2 |
| 26852 | Isolated | Q3 |
| 26855 | Small Rural | Q2 |
| 26865 | Urban | Q3 |
| 26866 | Urban | Q2 |
| 26884 | Isolated | Q2 |
| 26886 | Isolated | Q2 |
| 27006 | Urban | Q1 |
| 27007 | Urban | Q2 |
| 27009 | Urban | Q1 |
| 27010 | Urban | Q3 |
| 27011 | Urban | Q3 |
| 27012 | Urban | Q1 |
| 27013 | Urban | Q3 |
| 27014 | Small Rural | Q3 |
| 27016 | Urban | Q3 |
| 27017 | Isolated | Q3 |
| 27018 | Urban | Q3 |
| 27019 | Urban | Q2 |
| 27020 | Urban | Q3 |
| 27021 | Urban | Q2 |
| 27022 | Urban | Q2 |
| 27023 | Urban | Q1 |
| 27024 | Large Rural | Q3 |
| 27025 | Urban | Q2 |
| 27027 | Small Rural | Q4 |
| 27028 | Urban | Q3 |
| 27030 | Large Rural | Q3 |
| 27031 | Large Rural | Q3 |
| 27040 | Urban | Q1 |
| 27041 | Urban | Q3 |
| 27042 | Urban | Q2 |
| 27043 | Urban | Q2 |
| 27045 | Urban | Q2 |
| 27046 | Urban | Q3 |

Appendix D. List of 5-Digit Zip Codes and Mapping to Urban and Socioeconomic Status Categories

| 5-Digit Zip Code | Rural/Urban Categorization | SES Quartile |
|------------------|----------------------------|--------------|
| 27047 | Urban | Q2 |
| 27048 | Large Rural | Q3 |
| 27049 | Large Rural | Q3 |
| 27050 | Urban | Q2 |
| 27051 | Urban | Q3 |
| 27052 | Urban | Q3 |
| 27053 | Urban | Q2 |
| 27054 | Urban | Q3 |
| 27055 | Urban | Q3 |
| 27094 | Urban | Q2 |
| 27098 | Urban | Q2 |
| 27099 | Urban | Q2 |
| 27101 | Urban | Q4 |
| 27102 | Urban | Q4 |
| 27103 | Urban | Q4 |
| 27104 | Urban | Q2 |
| 27105 | Urban | Q4 |
| 27106 | Urban | Q3 |
| 27107 | Urban | Q4 |
| 27108 | Urban | Q4 |
| 27109 | Urban | Q1 |
| 27110 | Urban | Q1 |
| 27111 | Urban | Q4 |
| 27113 | Urban | Q4 |
| 27114 | Urban | Q4 |
| 27115 | Urban | Q4 |
| 27116 | Urban | Q3 |
| 27117 | Urban | Q4 |
| 27120 | Urban | Q4 |
| 27127 | Urban | Q3 |
| 27130 | Urban | Q4 |
| 27150 | Urban | Q4 |
| 27152 | Urban | Q4 |
| 27155 | Urban | Q4 |
| 27157 | Urban | Q4 |
| 27198 | Urban | Q4 |
| 27199 | Urban | Q4 |
| 27201 | Urban | Q3 |
| 27202 | Urban | Q2 |
| 27203 | Large Rural | Q4 |
| 27204 | Large Rural | Q4 |
| 27205 | Large Rural | Q3 |
| 27207 | Small Rural | Q2 |
| 27208 | Small Rural | Q3 |

Appendix D. List of 5-Digit Zip Codes and Mapping to Urban and Socioeconomic Status Categories

| 5-Digit Zip Code | Rural/Urban Categorization | SES Quartile |
|------------------|----------------------------|--------------|
| 27209 | Large Rural | Q3 |
| 27212 | Isolated | Q3 |
| 27213 | Small Rural | Q4 |
| 27214 | Urban | Q2 |
| 27215 | Urban | Q3 |
| 27216 | Urban | Q3 |
| 27217 | Urban | Q4 |
| 27228 | Urban | Q1 |
| 27229 | Small Rural | Q4 |
| 27230 | Large Rural | Q3 |
| 27231 | Urban | Q2 |
| 27233 | Urban | Q2 |
| 27235 | Urban | Q1 |
| 27237 | Large Rural | Q3 |
| 27239 | Isolated | Q3 |
| 27242 | Small Rural | Q2 |
| 27243 | Urban | Q1 |
| 27244 | Urban | Q2 |
| 27247 | Large Rural | Q4 |
| 27248 | Large Rural | Q3 |
| 27249 | Urban | Q2 |
| 27252 | Small Rural | Q3 |
| 27253 | Urban | Q3 |
| 27256 | Small Rural | Q3 |
| 27258 | Urban | Q2 |
| 27259 | Large Rural | Q3 |
| 27260 | Urban | Q4 |
| 27261 | Urban | Q4 |
| 27262 | Urban | Q4 |
| 27263 | Urban | Q3 |
| 27264 | Urban | Q3 |
| 27265 | Urban | Q2 |
| 27268 | Urban | Q4 |
| 27278 | Urban | Q2 |
| 27281 | Small Rural | Q2 |
| 27282 | Urban | Q1 |
| 27283 | Urban | Q1 |
| 27284 | Urban | Q2 |
| 27285 | Urban | Q2 |
| 27288 | Large Rural | Q4 |
| 27289 | Large Rural | Q4 |
| 27291 | Urban | Q2 |
| 27292 | Urban | Q3 |
| 27293 | Urban | Q3 |

Appendix D. List of 5-Digit Zip Codes and Mapping to Urban and Socioeconomic Status Categories

| 5-Digit Zip Code | Rural/Urban Categorization | SES Quartile |
|------------------|----------------------------|--------------|
| 27294 | Urban | Q3 |
| 27295 | Urban | Q3 |
| 27298 | Urban | Q2 |
| 27299 | Urban | Q3 |
| 27301 | Urban | Q1 |
| 27302 | Urban | Q2 |
| 27305 | Large Rural | Q3 |
| 27306 | Isolated | Q3 |
| 27310 | Urban | Q1 |
| 27311 | Large Rural | Q3 |
| 27312 | Urban | Q1 |
| 27313 | Urban | Q2 |
| 27314 | Urban | Q2 |
| 27315 | Large Rural | Q3 |
| 27316 | Large Rural | Q4 |
| 27317 | Large Rural | Q3 |
| 27320 | Urban | Q3 |
| 27323 | Urban | Q3 |
| 27325 | Large Rural | Q3 |
| 27326 | Large Rural | Q3 |
| 27330 | Large Rural | Q3 |
| 27331 | Large Rural | Q3 |
| 27332 | Large Rural | Q3 |
| 27340 | Urban | Q1 |
| 27341 | Large Rural | Q3 |
| 27342 | Urban | Q2 |
| 27343 | Small Rural | Q2 |
| 27344 | Small Rural | Q4 |
| 27349 | Urban | Q2 |
| 27350 | Large Rural | Q2 |
| 27351 | Urban | Q3 |
| 27355 | Large Rural | Q3 |
| 27356 | Large Rural | Q4 |
| 27357 | Urban | Q2 |
| 27358 | Urban | Q1 |
| 27359 | Urban | Q3 |
| 27360 | Urban | Q3 |
| 27361 | Urban | Q3 |
| 27370 | Urban | Q2 |
| 27371 | Small Rural | Q3 |
| 27373 | Urban | Q4 |
| 27374 | Urban | Q3 |
| 27375 | Urban | Q3 |
| 27376 | Small Rural | Q1 |

Appendix D. List of 5-Digit Zip Codes and Mapping to Urban and Socioeconomic Status Categories

| 5-Digit Zip Code | Rural/Urban Categorization | SES Quartile |
|------------------|----------------------------|--------------|
| 27377 | Urban | Q1 |
| 27379 | Isolated | Q4 |
| 27401 | Urban | Q4 |
| 27402 | Urban | Q4 |
| 27403 | Urban | Q3 |
| 27404 | Urban | Q1 |
| 27405 | Urban | Q4 |
| 27406 | Urban | Q4 |
| 27407 | Urban | Q3 |
| 27408 | Urban | Q1 |
| 27409 | Urban | Q3 |
| 27410 | Urban | Q1 |
| 27411 | Urban | Q4 |
| 27412 | Urban | Q3 |
| 27413 | Urban | Q3 |
| 27415 | Urban | Q4 |
| 27416 | Urban | Q4 |
| 27417 | Urban | Q3 |
| 27419 | Urban | Q3 |
| 27420 | Urban | Q4 |
| 27425 | Urban | Q3 |
| 27427 | Urban | Q3 |
| 27429 | Urban | Q4 |
| 27435 | Urban | Q4 |
| 27438 | Urban | Q1 |
| 27455 | Urban | Q1 |
| 27495 | Urban | Q3 |
| 27497 | Urban | Q3 |
| 27498 | Urban | Q3 |
| 27499 | Urban | Q3 |
| 27501 | Urban | Q3 |
| 27502 | Urban | Q1 |
| 27503 | Urban | Q1 |
| 27504 | Urban | Q3 |
| 27505 | Large Rural | Q3 |
| 27506 | Urban | Q3 |
| 27507 | Small Rural | Q3 |
| 27508 | Urban | Q2 |
| 27509 | Urban | Q4 |
| 27510 | Urban | Q3 |
| 27511 | Urban | Q2 |
| 27512 | Urban | Q2 |
| 27513 | Urban | Q1 |
| 27514 | Urban | Q3 |

Appendix D. List of 5-Digit Zip Codes and Mapping to Urban and Socioeconomic Status Categories

| 5-Digit Zip Code | Rural/Urban Categorization | SES Quartile |
|------------------|----------------------------|--------------|
| 27515 | Urban | Q3 |
| 27516 | Urban | Q2 |
| 27517 | Urban | Q1 |
| 27518 | Urban | Q1 |
| 27519 | Urban | Q1 |
| 27520 | Urban | Q2 |
| 27521 | Urban | Q3 |
| 27522 | Urban | Q2 |
| 27523 | Urban | Q1 |
| 27524 | Large Rural | Q3 |
| 27525 | Urban | Q3 |
| 27526 | Urban | Q2 |
| 27527 | Urban | Q1 |
| 27528 | Urban | Q2 |
| 27529 | Urban | Q2 |
| 27530 | Urban | Q4 |
| 27531 | Urban | Q1 |
| 27532 | Urban | Q3 |
| 27533 | Urban | Q4 |
| 27534 | Urban | Q3 |
| 27536 | Large Rural | Q4 |
| 27537 | Large Rural | Q3 |
| 27539 | Urban | Q1 |
| 27540 | Urban | Q1 |
| 27541 | Urban | Q1 |
| 27542 | Large Rural | Q4 |
| 27543 | Urban | Q2 |
| 27544 | Large Rural | Q3 |
| 27545 | Urban | Q2 |
| 27546 | Urban | Q3 |
| 27549 | Urban | Q3 |
| 27551 | Urban | Q3 |
| 27552 | Urban | Q3 |
| 27553 | Small Rural | Q3 |
| 27555 | Large Rural | Q2 |
| 27556 | Large Rural | Q4 |
| 27557 | Urban | Q4 |
| 27559 | Urban | Q2 |
| 27560 | Urban | Q2 |
| 27562 | Urban | Q3 |
| 27563 | Small Rural | Q3 |
| 27565 | Small Rural | Q4 |
| 27568 | Large Rural | Q3 |
| 27569 | Large Rural | Q3 |

Appendix D. List of 5-Digit Zip Codes and Mapping to Urban and Socioeconomic Status Categories

| 5-Digit Zip Code | Rural/Urban Categorization | SES Quartile |
|------------------|----------------------------|--------------|
| 27570 | Small Rural | Q3 |
| 27571 | Urban | Q1 |
| 27572 | Urban | Q1 |
| 27573 | Small Rural | Q4 |
| 27574 | Urban | Q3 |
| 27576 | Large Rural | Q4 |
| 27577 | Large Rural | Q4 |
| 27581 | Urban | Q1 |
| 27582 | Small Rural | Q2 |
| 27583 | Urban | Q1 |
| 27584 | Large Rural | Q3 |
| 27586 | Urban | Q3 |
| 27587 | Urban | Q1 |
| 27588 | Urban | Q1 |
| 27589 | Isolated | Q4 |
| 27591 | Urban | Q2 |
| 27592 | Urban | Q2 |
| 27593 | Large Rural | Q4 |
| 27594 | Small Rural | Q3 |
| 27596 | Urban | Q1 |
| 27597 | Urban | Q3 |
| 27599 | Urban | Q3 |
| 27601 | Urban | Q4 |
| 27602 | Urban | Q4 |
| 27603 | Urban | Q3 |
| 27604 | Urban | Q3 |
| 27605 | Urban | Q2 |
| 27606 | Urban | Q3 |
| 27607 | Urban | Q3 |
| 27608 | Urban | Q1 |
| 27609 | Urban | Q3 |
| 27610 | Urban | Q4 |
| 27611 | Urban | Q4 |
| 27612 | Urban | Q2 |
| 27613 | Urban | Q1 |
| 27614 | Urban | Q1 |
| 27615 | Urban | Q1 |
| 27616 | Urban | Q3 |
| 27617 | Urban | Q1 |
| 27619 | Urban | Q3 |
| 27620 | Urban | Q4 |
| 27621 | Urban | Q3 |
| 27622 | Urban | Q3 |
| 27623 | Urban | Q1 |

Appendix D. List of 5-Digit Zip Codes and Mapping to Urban and Socioeconomic Status Categories

| 5-Digit Zip Code | Rural/Urban Categorization | SES Quartile |
|------------------|----------------------------|--------------|
| 27624 | Urban | Q1 |
| 27625 | Urban | Q3 |
| 27626 | Urban | Q4 |
| 27627 | Urban | Q3 |
| 27628 | Urban | Q1 |
| 27629 | Urban | Q3 |
| 27634 | Urban | Q4 |
| 27635 | Urban | Q3 |
| 27636 | Urban | Q3 |
| 27640 | Urban | Q3 |
| 27650 | Urban | Q3 |
| 27656 | Urban | Q2 |
| 27658 | Urban | Q3 |
| 27661 | Urban | Q3 |
| 27668 | Urban | Q3 |
| 27675 | Urban | Q1 |
| 27676 | Urban | Q1 |
| 27690 | Urban | Q2 |
| 27695 | Urban | Q3 |
| 27697 | Urban | Q4 |
| 27698 | Urban | Q4 |
| 27699 | Urban | Q4 |
| 27701 | Urban | Q4 |
| 27702 | Urban | Q4 |
| 27703 | Urban | Q4 |
| 27704 | Urban | Q4 |
| 27705 | Urban | Q3 |
| 27706 | Urban | Q4 |
| 27707 | Urban | Q4 |
| 27708 | Urban | Q3 |
| 27709 | Urban | Q2 |
| 27710 | Urban | Q3 |
| 27711 | Urban | Q2 |
| 27712 | Urban | Q1 |
| 27713 | Urban | Q2 |
| 27715 | Urban | Q3 |
| 27717 | Urban | Q4 |
| 27722 | Urban | Q1 |
| 27801 | Urban | Q4 |
| 27802 | Urban | Q4 |
| 27803 | Urban | Q4 |
| 27804 | Urban | Q3 |
| 27805 | Small Rural | Q3 |
| 27806 | Isolated | Q2 |

Appendix D. List of 5-Digit Zip Codes and Mapping to Urban and Socioeconomic Status Categories

| 5-Digit Zip Code | Rural/Urban Categorization | SES Quartile |
|------------------|----------------------------|--------------|
| 27807 | Large Rural | Q3 |
| 27808 | Large Rural | Q1 |
| 27809 | Urban | Q3 |
| 27810 | Isolated | Q4 |
| 27811 | Urban | Q4 |
| 27812 | Urban | Q4 |
| 27813 | Large Rural | Q4 |
| 27814 | Large Rural | Q2 |
| 27815 | Urban | Q4 |
| 27816 | Urban | Q2 |
| 27817 | Urban | Q3 |
| 27818 | Small Rural | Q4 |
| 27819 | Large Rural | Q4 |
| 27820 | Small Rural | Q3 |
| 27821 | Large Rural | Q3 |
| 27822 | Large Rural | Q2 |
| 27823 | Small Rural | Q4 |
| 27824 | Isolated | Q3 |
| 27825 | Small Rural | Q3 |
| 27826 | Isolated | Q3 |
| 27827 | Urban | Q4 |
| 27828 | Urban | Q4 |
| 27829 | Urban | Q3 |
| 27830 | Urban | Q2 |
| 27831 | Large Rural | Q4 |
| 27832 | Large Rural | Q4 |
| 27833 | Urban | Q4 |
| 27834 | Urban | Q4 |
| 27835 | Urban | Q4 |
| 27836 | Urban | Q3 |
| 27837 | Urban | Q2 |
| 27839 | Isolated | Q3 |
| 27840 | Urban | Q3 |
| 27841 | Urban | Q2 |
| 27842 | Large Rural | Q2 |
| 27843 | Isolated | Q4 |
| 27844 | Urban | Q4 |
| 27845 | Large Rural | Q3 |
| 27846 | Small Rural | Q3 |
| 27847 | Isolated | Q3 |
| 27849 | Isolated | Q4 |
| 27850 | Large Rural | Q2 |
| 27851 | Large Rural | Q2 |
| 27852 | Large Rural | Q3 |

Appendix D. List of 5-Digit Zip Codes and Mapping to Urban and Socioeconomic Status Categories

| 5-Digit Zip Code | Rural/Urban Categorization | SES Quartile |
|------------------|----------------------------|--------------|
| 27853 | Small Rural | Q3 |
| 27855 | Small Rural | Q4 |
| 27856 | Urban | Q3 |
| 27857 | Urban | Q3 |
| 27858 | Urban | Q3 |
| 27860 | Isolated | Q3 |
| 27861 | Urban | Q3 |
| 27862 | Small Rural | Q2 |
| 27863 | Urban | Q2 |
| 27864 | Urban | Q3 |
| 27865 | Large Rural | Q2 |
| 27866 | Large Rural | Q3 |
| 27867 | Large Rural | Q4 |
| 27868 | Urban | Q3 |
| 27869 | Large Rural | Q4 |
| 27870 | Large Rural | Q4 |
| 27871 | Urban | Q3 |
| 27872 | Isolated | Q3 |
| 27873 | Large Rural | Q3 |
| 27874 | Isolated | Q4 |
| 27875 | Isolated | Q2 |
| 27876 | Large Rural | Q4 |
| 27877 | Small Rural | Q2 |
| 27878 | Urban | Q4 |
| 27879 | Urban | Q3 |
| 27880 | Large Rural | Q2 |
| 27881 | Large Rural | Q2 |
| 27882 | Urban | Q4 |
| 27883 | Large Rural | Q3 |
| 27884 | Urban | Q2 |
| 27885 | Isolated | Q2 |
| 27886 | Large Rural | Q4 |
| 27887 | Isolated | Q3 |
| 27888 | Urban | Q4 |
| 27889 | Large Rural | Q3 |
| 27890 | Large Rural | Q4 |
| 27891 | Urban | Q3 |
| 27892 | Small Rural | Q3 |
| 27893 | Large Rural | Q4 |
| 27894 | Large Rural | Q4 |
| 27895 | Large Rural | Q4 |
| 27896 | Large Rural | Q2 |
| 27897 | Large Rural | Q4 |
| 27906 | Large Rural | Q4 |

Appendix D. List of 5-Digit Zip Codes and Mapping to Urban and Socioeconomic Status Categories

| 5-Digit Zip Code | Rural/Urban Categorization | SES Quartile |
|------------------|----------------------------|--------------|
| 27907 | Large Rural | Q4 |
| 27909 | Large Rural | Q4 |
| 27910 | Small Rural | Q4 |
| 27915 | Isolated | Q2 |
| 27916 | Large Rural | Q1 |
| 27917 | Urban | Q4 |
| 27919 | Large Rural | Q1 |
| 27920 | Isolated | Q1 |
| 27921 | Urban | Q2 |
| 27922 | Small Rural | Q2 |
| 27923 | Large Rural | Q2 |
| 27924 | Small Rural | Q3 |
| 27925 | Isolated | Q3 |
| 27926 | Urban | Q1 |
| 27927 | Large Rural | Q1 |
| 27928 | Isolated | Q2 |
| 27929 | Urban | Q1 |
| 27930 | Large Rural | Q3 |
| 27932 | Small Rural | Q4 |
| 27935 | Urban | Q2 |
| 27936 | Isolated | Q2 |
| 27937 | Urban | Q2 |
| 27938 | Urban | Q3 |
| 27939 | Large Rural | Q3 |
| 27941 | Large Rural | Q1 |
| 27942 | Small Rural | Q2 |
| 27943 | Isolated | Q1 |
| 27944 | Large Rural | Q3 |
| 27946 | Urban | Q3 |
| 27947 | Large Rural | Q1 |
| 27948 | Large Rural | Q2 |
| 27949 | Large Rural | Q1 |
| 27950 | Urban | Q2 |
| 27953 | Isolated | Q3 |
| 27954 | Small Rural | Q2 |
| 27956 | Urban | Q1 |
| 27957 | Small Rural | Q2 |
| 27958 | Urban | Q2 |
| 27959 | Large Rural | Q1 |
| 27960 | Isolated | Q1 |
| 27962 | Small Rural | Q4 |
| 27964 | Large Rural | Q1 |
| 27965 | Large Rural | Q2 |
| 27966 | Large Rural | Q2 |

Appendix D. List of 5-Digit Zip Codes and Mapping to Urban and Socioeconomic Status Categories

| 5-Digit Zip Code | Rural/Urban Categorization | SES Quartile |
|------------------|----------------------------|--------------|
| 27967 | Small Rural | Q3 |
| 27968 | Isolated | Q4 |
| 27969 | Urban | Q2 |
| 27970 | Isolated | Q4 |
| 27972 | Isolated | Q2 |
| 27973 | Urban | Q2 |
| 27974 | Urban | Q2 |
| 27976 | Urban | Q1 |
| 27978 | Isolated | Q1 |
| 27979 | Urban | Q2 |
| 27980 | Isolated | Q3 |
| 27981 | Isolated | Q2 |
| 27982 | Isolated | Q1 |
| 27983 | Small Rural | Q4 |
| 27985 | Large Rural | Q4 |
| 27986 | Small Rural | Q4 |
| 28001 | Large Rural | Q3 |
| 28002 | Large Rural | Q3 |
| 28006 | Urban | Q2 |
| 28007 | Isolated | Q4 |
| 28009 | Large Rural | Q3 |
| 28010 | Urban | Q4 |
| 28012 | Urban | Q2 |
| 28016 | Urban | Q4 |
| 28017 | Large Rural | Q1 |
| 28018 | Large Rural | Q2 |
| 28019 | Large Rural | Missing |
| 28020 | Large Rural | Q2 |
| 28021 | Small Rural | Q2 |
| 28023 | Urban | Q3 |
| 28024 | Large Rural | Q4 |
| 28025 | Urban | Q3 |
| 28026 | Urban | Q3 |
| 28027 | Urban | Q2 |
| 28031 | Urban | Q1 |
| 28032 | Urban | Q3 |
| 28033 | Large Rural | Q2 |
| 28034 | Urban | Q3 |
| 28035 | Urban | Q1 |
| 28036 | Urban | Q1 |
| 28037 | Urban | Q1 |
| 28038 | Urban | Q4 |
| 28039 | Urban | Q3 |
| 28040 | Large Rural | Q3 |

Appendix D. List of 5-Digit Zip Codes and Mapping to Urban and Socioeconomic Status Categories

| 5-Digit Zip Code | Rural/Urban Categorization | SES Quartile |
|------------------|----------------------------|--------------|
| 28041 | Urban | Q2 |
| 28042 | Large Rural | Q3 |
| 28043 | Large Rural | Q4 |
| 28052 | Urban | Q4 |
| 28053 | Urban | Q4 |
| 28054 | Urban | Q4 |
| 28055 | Urban | Q4 |
| 28056 | Urban | Q2 |
| 28070 | Urban | Q1 |
| 28071 | Urban | Q2 |
| 28072 | Urban | Q2 |
| 28073 | Urban | Q4 |
| 28074 | Large Rural | Q3 |
| 28075 | Urban | Q1 |
| 28076 | Large Rural | Q4 |
| 28077 | Urban | Q4 |
| 28078 | Urban | Q1 |
| 28079 | Urban | Q1 |
| 28080 | Urban | Q3 |
| 28081 | Urban | Q4 |
| 28082 | Urban | Q3 |
| 28083 | Urban | Q3 |
| 28086 | Urban | Q3 |
| 28088 | Urban | Q3 |
| 28089 | Large Rural | Q2 |
| 28090 | Large Rural | Q3 |
| 28091 | Urban | Q2 |
| 28092 | Large Rural | Q3 |
| 28093 | Large Rural | Q3 |
| 28097 | Urban | Q2 |
| 28098 | Urban | Q3 |
| 28101 | Urban | Q2 |
| 28102 | Urban | Q1 |
| 28103 | Urban | Q3 |
| 28104 | Urban | Q1 |
| 28105 | Urban | Q1 |
| 28106 | Urban | Q1 |
| 28107 | Urban | Q1 |
| 28108 | Urban | Q2 |
| 28109 | Large Rural | Q3 |
| 28110 | Urban | Q3 |
| 28111 | Urban | Q3 |
| 28112 | Urban | Q3 |
| 28114 | Large Rural | Q3 |

Appendix D. List of 5-Digit Zip Codes and Mapping to Urban and Socioeconomic Status Categories

| 5-Digit Zip Code | Rural/Urban Categorization | SES Quartile |
|------------------|----------------------------|--------------|
| 28115 | Urban | Q2 |
| 28117 | Urban | Q1 |
| 28119 | Urban | Q4 |
| 28120 | Urban | Q2 |
| 28123 | Urban | Q2 |
| 28124 | Urban | Q1 |
| 28125 | Urban | Q1 |
| 28126 | Urban | Q4 |
| 28127 | Large Rural | Q3 |
| 28128 | Large Rural | Q3 |
| 28129 | Urban | Q2 |
| 28130 | Urban | Q3 |
| 28133 | Urban | Q2 |
| 28134 | Urban | Q3 |
| 28135 | Urban | Q4 |
| 28136 | Large Rural | Q3 |
| 28137 | Large Rural | Q2 |
| 28138 | Urban | Q2 |
| 28139 | Large Rural | Q3 |
| 28144 | Urban | Q4 |
| 28145 | Urban | Q4 |
| 28146 | Urban | Q2 |
| 28147 | Urban | Q3 |
| 28150 | Large Rural | Q3 |
| 28151 | Large Rural | Q3 |
| 28152 | Large Rural | Q3 |
| 28159 | Urban | Q4 |
| 28160 | Large Rural | Q3 |
| 28163 | Urban | Q3 |
| 28164 | Urban | Q2 |
| 28166 | Urban | Q2 |
| 28167 | Large Rural | Q3 |
| 28168 | Urban | Q2 |
| 28169 | Large Rural | Q4 |
| 28170 | Urban | Q4 |
| 28173 | Urban | Q1 |
| 28174 | Urban | Q3 |
| 28201 | Urban | Missing |
| 28202 | Urban | Q3 |
| 28203 | Urban | Q3 |
| 28204 | Urban | Q3 |
| 28205 | Urban | Q4 |
| 28206 | Urban | Q4 |
| 28207 | Urban | Q1 |

Appendix D. List of 5-Digit Zip Codes and Mapping to Urban and Socioeconomic Status Categories

| 5-Digit Zip Code | Rural/Urban Categorization | SES Quartile |
|------------------|----------------------------|--------------|
| 28208 | Urban | Q4 |
| 28209 | Urban | Q2 |
| 28210 | Urban | Q3 |
| 28211 | Urban | Q2 |
| 28212 | Urban | Q4 |
| 28213 | Urban | Q4 |
| 28214 | Urban | Q3 |
| 28215 | Urban | Q4 |
| 28216 | Urban | Q3 |
| 28217 | Urban | Q4 |
| 28218 | Urban | Q4 |
| 28219 | Urban | Q4 |
| 28220 | Urban | Q2 |
| 28221 | Urban | Q2 |
| 28222 | Urban | Q2 |
| 28223 | Urban | Q4 |
| 28224 | Urban | Q4 |
| 28226 | Urban | Q1 |
| 28227 | Urban | Q3 |
| 28228 | Urban | Q4 |
| 28229 | Urban | Q4 |
| 28230 | Urban | Q3 |
| 28231 | Urban | Q3 |
| 28232 | Urban | Q3 |
| 28233 | Urban | Q3 |
| 28234 | Urban | Q3 |
| 28235 | Urban | Q3 |
| 28236 | Urban | Q3 |
| 28237 | Urban | Q3 |
| 28241 | Urban | Q1 |
| 28242 | Urban | Q3 |
| 28243 | Urban | Q4 |
| 28244 | Urban | Missing |
| 28246 | Urban | Q3 |
| 28247 | Urban | Q1 |
| 28253 | Urban | Q2 |
| 28254 | Urban | Q4 |
| 28255 | Urban | Q3 |
| 28256 | Urban | Q4 |
| 28258 | Urban | Q4 |
| 28260 | Urban | Q4 |
| 28262 | Urban | Q3 |
| 28263 | Urban | Q3 |
| 28265 | Urban | Q4 |

Appendix D. List of 5-Digit Zip Codes and Mapping to Urban and Socioeconomic Status Categories

| 5-Digit Zip Code | Rural/Urban Categorization | SES Quartile |
|------------------|----------------------------|--------------|
| 28266 | Urban | Q4 |
| 28269 | Urban | Q2 |
| 28270 | Urban | Q1 |
| 28271 | Urban | Q1 |
| 28272 | Urban | Q4 |
| 28273 | Urban | Q3 |
| 28274 | Urban | Q1 |
| 28275 | Urban | Q4 |
| 28277 | Urban | Q1 |
| 28278 | Urban | Q1 |
| 28280 | Urban | Missing |
| 28281 | Urban | Q3 |
| 28282 | Urban | Missing |
| 28284 | Urban | Q3 |
| 28285 | Urban | Q3 |
| 28287 | Urban | Q3 |
| 28288 | Urban | Q3 |
| 28289 | Urban | Q4 |
| 28290 | Urban | Q4 |
| 28296 | Urban | Q4 |
| 28297 | Urban | Q3 |
| 28299 | Urban | Q4 |
| 28301 | Urban | Q4 |
| 28302 | Urban | Q4 |
| 28303 | Urban | Q3 |
| 28304 | Urban | Q3 |
| 28305 | Urban | Q3 |
| 28306 | Urban | Q3 |
| 28307 | Urban | Q2 |
| 28308 | Urban | Q2 |
| 28309 | Urban | Q3 |
| 28310 | Urban | Q1 |
| 28311 | Urban | Q3 |
| 28312 | Urban | Q3 |
| 28314 | Urban | Q3 |
| 28315 | Large Rural | Q3 |
| 28318 | Urban | Q2 |
| 28319 | Large Rural | Q3 |
| 28320 | Isolated | Q4 |
| 28323 | Urban | Q2 |
| 28325 | Isolated | Q4 |
| 28326 | Urban | Q3 |
| 28327 | Large Rural | Q2 |
| 28328 | Small Rural | Q4 |

Appendix D. List of 5-Digit Zip Codes and Mapping to Urban and Socioeconomic Status Categories

| 5-Digit Zip Code | Rural/Urban Categorization | SES Quartile |
|------------------|----------------------------|--------------|
| 28329 | Small Rural | Q4 |
| 28330 | Large Rural | Q1 |
| 28331 | Urban | Q3 |
| 28332 | Urban | Q3 |
| 28333 | Urban | Q4 |
| 28334 | Large Rural | Q4 |
| 28335 | Large Rural | Q4 |
| 28337 | Small Rural | Q4 |
| 28338 | Large Rural | Q4 |
| 28339 | Large Rural | Q3 |
| 28340 | Large Rural | Q4 |
| 28341 | Isolated | Q3 |
| 28342 | Urban | Q1 |
| 28343 | Large Rural | Q4 |
| 28344 | Urban | Q4 |
| 28345 | Large Rural | Q4 |
| 28347 | Large Rural | Q4 |
| 28348 | Urban | Q2 |
| 28349 | Isolated | Q2 |
| 28350 | Large Rural | Q1 |
| 28351 | Large Rural | Q3 |
| 28352 | Large Rural | Q4 |
| 28353 | Large Rural | Q4 |
| 28355 | Large Rural | Q3 |
| 28356 | Urban | Q2 |
| 28357 | Urban | Q3 |
| 28358 | Large Rural | Q4 |
| 28359 | Large Rural | Q4 |
| 28360 | Large Rural | Q4 |
| 28362 | Large Rural | Q4 |
| 28363 | Large Rural | Q3 |
| 28364 | Urban | Q4 |
| 28365 | Isolated | Q4 |
| 28366 | Small Rural | Q3 |
| 28367 | Large Rural | Q4 |
| 28368 | Large Rural | Q3 |
| 28369 | Large Rural | Q3 |
| 28370 | Large Rural | Q1 |
| 28371 | Urban | Q3 |
| 28372 | Large Rural | Q4 |
| 28373 | Large Rural | Q3 |
| 28374 | Large Rural | Q1 |
| 28375 | Large Rural | Q1 |
| 28376 | Urban | Q3 |

Appendix D. List of 5-Digit Zip Codes and Mapping to Urban and Socioeconomic Status Categories

| 5-Digit Zip Code | Rural/Urban Categorization | SES Quartile |
|------------------|----------------------------|--------------|
| 28377 | Urban | Q4 |
| 28378 | Urban | Q3 |
| 28379 | Large Rural | Q4 |
| 28380 | Large Rural | Q4 |
| 28382 | Small Rural | Q3 |
| 28383 | Urban | Q4 |
| 28384 | Urban | Q4 |
| 28385 | Small Rural | Q3 |
| 28386 | Urban | Q4 |
| 28387 | Large Rural | Q3 |
| 28388 | Large Rural | Q3 |
| 28390 | Urban | Q4 |
| 28391 | Urban | Q2 |
| 28392 | Urban | Q3 |
| 28393 | Small Rural | Q3 |
| 28394 | Urban | Q4 |
| 28395 | Urban | Q3 |
| 28396 | Large Rural | Q4 |
| 28398 | Small Rural | Q4 |
| 28399 | Small Rural | Q3 |
| 28401 | Urban | Q4 |
| 28402 | Urban | Q4 |
| 28403 | Urban | Q4 |
| 28404 | Urban | Q1 |
| 28405 | Urban | Q3 |
| 28406 | Urban | Q4 |
| 28407 | Urban | Q3 |
| 28408 | Urban | Q1 |
| 28409 | Urban | Q1 |
| 28410 | Urban | Q3 |
| 28411 | Urban | Q1 |
| 28412 | Urban | Q3 |
| 28420 | Urban | Q3 |
| 28421 | Urban | Q3 |
| 28422 | Large Rural | Q3 |
| 28423 | Urban | Q3 |
| 28424 | Small Rural | Q3 |
| 28425 | Urban | Q4 |
| 28428 | Urban | Q2 |
| 28429 | Urban | Q2 |
| 28430 | Urban | Q3 |
| 28431 | Small Rural | Q3 |
| 28432 | Urban | Q3 |
| 28433 | Small Rural | Q3 |

Appendix D. List of 5-Digit Zip Codes and Mapping to Urban and Socioeconomic Status Categories

| 5-Digit Zip Code | Rural/Urban Categorization | SES Quartile |
|------------------|----------------------------|--------------|
| 28434 | Small Rural | Q2 |
| 28435 | Urban | Q2 |
| 28436 | Urban | Q3 |
| 28438 | Urban | Q3 |
| 28439 | Urban | Q3 |
| 28441 | Small Rural | Q4 |
| 28442 | Small Rural | Q2 |
| 28443 | Urban | Q1 |
| 28444 | Small Rural | Q4 |
| 28445 | Urban | Q2 |
| 28447 | Small Rural | Q2 |
| 28448 | Isolated | Q3 |
| 28449 | Urban | Q1 |
| 28450 | Urban | Q2 |
| 28451 | Urban | Q3 |
| 28452 | Urban | Q4 |
| 28453 | Isolated | Q4 |
| 28454 | Urban | Q3 |
| 28455 | Urban | Q1 |
| 28456 | Urban | Q3 |
| 28457 | Urban | Q4 |
| 28458 | Small Rural | Q4 |
| 28459 | Urban | Q3 |
| 28460 | Urban | Q2 |
| 28461 | Large Rural | Q1 |
| 28462 | Small Rural | Q3 |
| 28463 | Urban | Q4 |
| 28464 | Small Rural | Q3 |
| 28465 | Large Rural | Q2 |
| 28466 | Small Rural | Q3 |
| 28467 | Urban | Q1 |
| 28468 | Urban | Q1 |
| 28469 | Urban | Q2 |
| 28470 | Urban | Q3 |
| 28472 | Small Rural | Q4 |
| 28478 | Urban | Q2 |
| 28479 | Urban | Q2 |
| 28480 | Urban | Q2 |
| 28501 | Large Rural | Q4 |
| 28502 | Large Rural | Q4 |
| 28503 | Large Rural | Q3 |
| 28504 | Large Rural | Q3 |
| 28508 | Isolated | Q4 |
| 28509 | Urban | Q4 |

Appendix D. List of 5-Digit Zip Codes and Mapping to Urban and Socioeconomic Status Categories

| 5-Digit Zip Code | Rural/Urban Categorization | SES Quartile |
|------------------|----------------------------|--------------|
| 28510 | Urban | Q1 |
| 28511 | Isolated | Q3 |
| 28512 | Large Rural | Q1 |
| 28513 | Urban | Q4 |
| 28515 | Urban | Q4 |
| 28516 | Large Rural | Q3 |
| 28518 | Isolated | Q3 |
| 28519 | Urban | Q3 |
| 28520 | Large Rural | Q2 |
| 28521 | Isolated | Q3 |
| 28522 | Large Rural | Q3 |
| 28523 | Urban | Q2 |
| 28524 | Large Rural | Q1 |
| 28525 | Large Rural | Q4 |
| 28526 | Urban | Q4 |
| 28527 | Urban | Q1 |
| 28528 | Large Rural | Q2 |
| 28529 | Urban | Q3 |
| 28530 | Urban | Q3 |
| 28531 | Large Rural | Q2 |
| 28532 | Large Rural | Q3 |
| 28533 | Large Rural | Q1 |
| 28537 | Urban | Q1 |
| 28538 | Large Rural | Q4 |
| 28539 | Urban | Q3 |
| 28540 | Urban | Q3 |
| 28541 | Urban | Q3 |
| 28542 | Urban | Q2 |
| 28543 | Urban | Q2 |
| 28544 | Urban | Q4 |
| 28545 | Urban | Q3 |
| 28546 | Urban | Q3 |
| 28547 | Urban | Q2 |
| 28551 | Large Rural | Q3 |
| 28552 | Urban | Q1 |
| 28553 | Large Rural | Q1 |
| 28554 | Urban | Q1 |
| 28555 | Urban | Q2 |
| 28556 | Isolated | Q2 |
| 28557 | Large Rural | Q2 |
| 28560 | Urban | Q3 |
| 28561 | Urban | Q2 |
| 28562 | Urban | Q2 |
| 28563 | Urban | Q3 |

Appendix D. List of 5-Digit Zip Codes and Mapping to Urban and Socioeconomic Status Categories

| 5-Digit Zip Code | Rural/Urban Categorization | SES Quartile |
|------------------|----------------------------|--------------|
| 28564 | Urban | Q3 |
| 28570 | Large Rural | Q3 |
| 28571 | Urban | Q1 |
| 28572 | Isolated | Q3 |
| 28573 | Urban | Q3 |
| 28574 | Urban | Q3 |
| 28575 | Large Rural | Q1 |
| 28577 | Isolated | Q1 |
| 28578 | Urban | Q4 |
| 28579 | Large Rural | Q1 |
| 28580 | Large Rural | Q4 |
| 28581 | Large Rural | Q2 |
| 28582 | Large Rural | Q1 |
| 28583 | Urban | Q3 |
| 28584 | Urban | Q2 |
| 28585 | Large Rural | Q3 |
| 28586 | Urban | Q3 |
| 28587 | Urban | Q3 |
| 28589 | Large Rural | Q1 |
| 28590 | Urban | Q2 |
| 28594 | Large Rural | Q1 |
| 28601 | Urban | Q3 |
| 28602 | Urban | Q3 |
| 28603 | Urban | Q3 |
| 28604 | Isolated | Q2 |
| 28605 | Isolated | Q2 |
| 28606 | Large Rural | Q1 |
| 28607 | Large Rural | Q3 |
| 28608 | Large Rural | Q3 |
| 28609 | Urban | Q2 |
| 28610 | Urban | Q2 |
| 28611 | Urban | Q3 |
| 28612 | Urban | Q3 |
| 28613 | Urban | Q3 |
| 28615 | Small Rural | Q3 |
| 28616 | Small Rural | Q3 |
| 28617 | Small Rural | Q3 |
| 28618 | Large Rural | Q2 |
| 28619 | Urban | Q4 |
| 28621 | Small Rural | Q3 |
| 28622 | Isolated | Q2 |
| 28623 | Isolated | Q2 |
| 28624 | Large Rural | Q4 |
| 28625 | Urban | Q3 |

Appendix D. List of 5-Digit Zip Codes and Mapping to Urban and Socioeconomic Status Categories

| 5-Digit Zip Code | Rural/Urban Categorization | SES Quartile |
|------------------|----------------------------|--------------|
| 28626 | Small Rural | Q1 |
| 28627 | Isolated | Q4 |
| 28628 | Urban | Q2 |
| 28629 | Small Rural | Q1 |
| 28630 | Urban | Q3 |
| 28631 | Small Rural | Q2 |
| 28633 | Urban | Q3 |
| 28634 | Urban | Q3 |
| 28635 | Large Rural | Q3 |
| 28636 | Urban | Q2 |
| 28637 | Urban | Q4 |
| 28638 | Urban | Q3 |
| 28640 | Small Rural | Q4 |
| 28641 | Isolated | Q2 |
| 28642 | Small Rural | Q4 |
| 28643 | Small Rural | Q3 |
| 28644 | Isolated | Q2 |
| 28645 | Urban | Q3 |
| 28646 | Isolated | Q2 |
| 28647 | Urban | Q1 |
| 28649 | Large Rural | Q3 |
| 28650 | Urban | Q2 |
| 28651 | Large Rural | Q3 |
| 28652 | Isolated | Q1 |
| 28653 | Isolated | Q2 |
| 28654 | Large Rural | Q2 |
| 28655 | Urban | Q3 |
| 28656 | Large Rural | Q4 |
| 28657 | Isolated | Q2 |
| 28658 | Urban | Q3 |
| 28659 | Large Rural | Q4 |
| 28660 | Urban | Q2 |
| 28661 | Urban | Q3 |
| 28662 | Isolated | Missing |
| 28663 | Isolated | Q1 |
| 28664 | Isolated | Q2 |
| 28665 | Large Rural | Q2 |
| 28666 | Urban | Q4 |
| 28667 | Urban | Q4 |
| 28668 | Isolated | Q1 |
| 28669 | Small Rural | Q3 |
| 28670 | Small Rural | Q2 |
| 28671 | Urban | Q3 |
| 28672 | Isolated | Missing |

Appendix D. List of 5-Digit Zip Codes and Mapping to Urban and Socioeconomic Status Categories

| 5-Digit Zip Code | Rural/Urban Categorization | SES Quartile |
|------------------|----------------------------|--------------|
| 28673 | Urban | Q1 |
| 28675 | Isolated | Q3 |
| 28676 | Small Rural | Q2 |
| 28677 | Urban | Q4 |
| 28678 | Urban | Q3 |
| 28679 | Isolated | Q2 |
| 28680 | Urban | Q3 |
| 28681 | Urban | Q3 |
| 28682 | Urban | Q1 |
| 28683 | Small Rural | Q3 |
| 28684 | Small Rural | Q2 |
| 28685 | Large Rural | Q2 |
| 28687 | Urban | Q4 |
| 28688 | Urban | Q3 |
| 28689 | Urban | Q1 |
| 28690 | Urban | Q3 |
| 28691 | Isolated | Q2 |
| 28692 | Isolated | Q1 |
| 28693 | Small Rural | Q2 |
| 28694 | Small Rural | Q3 |
| 28697 | Large Rural | Q3 |
| 28698 | Isolated | Q2 |
| 28699 | Urban | Q3 |
| 28701 | Urban | Q1 |
| 28702 | Isolated | Q1 |
| 28704 | Urban | Q2 |
| 28705 | Isolated | Q3 |
| 28707 | Urban | Q1 |
| 28708 | Isolated | Q2 |
| 28709 | Urban | Q3 |
| 28710 | Urban | Q3 |
| 28711 | Urban | Q2 |
| 28712 | Urban | Q2 |
| 28713 | Isolated | Q3 |
| 28714 | Urban | Q3 |
| 28715 | Urban | Q2 |
| 28716 | Urban | Q2 |
| 28717 | Isolated | Q1 |
| 28718 | Urban | Q1 |
| 28719 | Isolated | Q4 |
| 28720 | Isolated | Q1 |
| 28721 | Urban | Q3 |
| 28722 | Urban | Q3 |
| 28723 | Large Rural | Q3 |

Appendix D. List of 5-Digit Zip Codes and Mapping to Urban and Socioeconomic Status Categories

| 5-Digit Zip Code | Rural/Urban Categorization | SES Quartile |
|------------------|----------------------------|--------------|
| 28724 | Urban | Q3 |
| 28725 | Large Rural | Q2 |
| 28726 | Urban | Q3 |
| 28727 | Urban | Q3 |
| 28728 | Urban | Q2 |
| 28729 | Urban | Q1 |
| 28730 | Urban | Q1 |
| 28731 | Urban | Q2 |
| 28732 | Urban | Q1 |
| 28733 | Isolated | Q2 |
| 28734 | Small Rural | Q3 |
| 28735 | Urban | Q1 |
| 28736 | Isolated | Q3 |
| 28737 | Large Rural | Q3 |
| 28738 | Urban | Q2 |
| 28739 | Urban | Q2 |
| 28740 | Isolated | Q3 |
| 28741 | Isolated | Q1 |
| 28742 | Urban | Q1 |
| 28743 | Urban | Q3 |
| 28744 | Small Rural | Q3 |
| 28745 | Urban | Q1 |
| 28746 | Isolated | Q2 |
| 28747 | Isolated | Q2 |
| 28748 | Urban | Q2 |
| 28749 | Isolated | Missing |
| 28750 | Urban | Q2 |
| 28751 | Urban | Q2 |
| 28752 | Large Rural | Q3 |
| 28753 | Urban | Q3 |
| 28754 | Urban | Q3 |
| 28755 | Urban | Q3 |
| 28756 | Urban | Q3 |
| 28757 | Urban | Q1 |
| 28758 | Urban | Q2 |
| 28759 | Urban | Q1 |
| 28760 | Urban | Q3 |
| 28761 | Urban | Q3 |
| 28762 | Urban | Q3 |
| 28763 | Small Rural | Q2 |
| 28765 | Small Rural | Q3 |
| 28766 | Urban | Q2 |
| 28768 | Urban | Q2 |
| 28770 | Urban | Q2 |

Appendix D. List of 5-Digit Zip Codes and Mapping to Urban and Socioeconomic Status Categories

| 5-Digit Zip Code | Rural/Urban Categorization | SES Quartile |
|------------------|----------------------------|--------------|
| 28771 | Isolated | Q3 |
| 28772 | Isolated | Q1 |
| 28773 | Urban | Q1 |
| 28774 | Isolated | Q1 |
| 28775 | Small Rural | Q2 |
| 28776 | Urban | Q2 |
| 28777 | Small Rural | Q3 |
| 28778 | Urban | Q2 |
| 28779 | Large Rural | Q2 |
| 28781 | Small Rural | Q2 |
| 28782 | Urban | Q2 |
| 28783 | Isolated | Q4 |
| 28784 | Urban | Q2 |
| 28785 | Urban | Q2 |
| 28786 | Urban | Q2 |
| 28787 | Urban | Q1 |
| 28788 | Large Rural | Q2 |
| 28789 | Urban | Q2 |
| 28790 | Urban | Q2 |
| 28791 | Urban | Q2 |
| 28792 | Urban | Q3 |
| 28793 | Urban | Q2 |
| 28801 | Urban | Q4 |
| 28802 | Urban | Q4 |
| 28803 | Urban | Q3 |
| 28804 | Urban | Q2 |
| 28805 | Urban | Q2 |
| 28806 | Urban | Q3 |
| 28810 | Urban | Q3 |
| 28813 | Urban | Q3 |
| 28814 | Urban | Q2 |
| 28815 | Urban | Q2 |
| 28816 | Urban | Q3 |
| 28901 | Isolated | Q3 |
| 28902 | Isolated | Q3 |
| 28903 | Isolated | Q2 |
| 28904 | Isolated | Q2 |
| 28905 | Isolated | Q3 |
| 28906 | Isolated | Q2 |
| 28909 | Isolated | Q2 |
| 29001 | Urban | Q3 |
| 29002 | Urban | Q1 |
| 29003 | Small Rural | Q3 |
| 29006 | Urban | Q4 |

Appendix D. List of 5-Digit Zip Codes and Mapping to Urban and Socioeconomic Status Categories

| 5-Digit Zip Code | Rural/Urban Categorization | SES Quartile |
|------------------|----------------------------|--------------|
| 29009 | Urban | Q3 |
| 29010 | Small Rural | Q4 |
| 29014 | Urban | Q3 |
| 29015 | Urban | Q4 |
| 29016 | Urban | Q1 |
| 29018 | Isolated | Q3 |
| 29020 | Urban | Q3 |
| 29021 | Urban | Q3 |
| 29030 | Large Rural | Q2 |
| 29031 | Large Rural | Q3 |
| 29032 | Large Rural | Q3 |
| 29033 | Urban | Q3 |
| 29036 | Urban | Q1 |
| 29037 | Large Rural | Q3 |
| 29038 | Large Rural | Q3 |
| 29039 | Large Rural | Q2 |
| 29040 | Urban | Q3 |
| 29041 | Urban | Q3 |
| 29042 | Small Rural | Q4 |
| 29044 | Urban | Q3 |
| 29045 | Urban | Q1 |
| 29046 | Small Rural | Q1 |
| 29047 | Large Rural | Q3 |
| 29048 | Urban | Q3 |
| 29051 | Urban | Q2 |
| 29052 | Urban | Q3 |
| 29053 | Urban | Q4 |
| 29054 | Urban | Q2 |
| 29055 | Urban | Q4 |
| 29056 | Isolated | Q4 |
| 29058 | Large Rural | Q3 |
| 29059 | Urban | Q4 |
| 29061 | Urban | Q2 |
| 29062 | Urban | Q3 |
| 29063 | Urban | Q1 |
| 29065 | Urban | Q2 |
| 29067 | Isolated | Q3 |
| 29069 | Urban | Q4 |
| 29070 | Urban | Q2 |
| 29071 | Urban | Q1 |
| 29072 | Urban | Q1 |
| 29073 | Urban | Q2 |
| 29074 | Urban | Q1 |
| 29075 | Urban | Q2 |

Appendix D. List of 5-Digit Zip Codes and Mapping to Urban and Socioeconomic Status Categories

| 5-Digit Zip Code | Rural/Urban Categorization | SES Quartile |
|------------------|----------------------------|--------------|
| 29078 | Urban | Q2 |
| 29079 | Large Rural | Q3 |
| 29080 | Urban | Q3 |
| 29081 | Large Rural | Q3 |
| 29082 | Small Rural | Q3 |
| 29101 | Large Rural | Q3 |
| 29102 | Urban | Q4 |
| 29104 | Urban | Q4 |
| 29105 | Urban | Q3 |
| 29107 | Large Rural | Q2 |
| 29108 | Large Rural | Q4 |
| 29111 | Urban | Q3 |
| 29112 | Urban | Q3 |
| 29113 | Large Rural | Q4 |
| 29114 | Urban | Q3 |
| 29115 | Large Rural | Q4 |
| 29116 | Large Rural | Q4 |
| 29117 | Large Rural | Q1 |
| 29118 | Large Rural | Q2 |
| 29122 | Urban | Q3 |
| 29123 | Urban | Q3 |
| 29125 | Urban | Q4 |
| 29126 | Urban | Q2 |
| 29127 | Large Rural | Q2 |
| 29128 | Urban | Q3 |
| 29129 | Small Rural | Q3 |
| 29130 | Urban | Q2 |
| 29132 | Urban | Q3 |
| 29133 | Large Rural | Q3 |
| 29135 | Urban | Q3 |
| 29137 | Urban | Q4 |
| 29138 | Large Rural | Q4 |
| 29142 | Urban | Q4 |
| 29143 | Urban | Q2 |
| 29145 | Large Rural | Q3 |
| 29146 | Large Rural | Q3 |
| 29147 | Urban | Missing |
| 29148 | Urban | Q3 |
| 29150 | Urban | Q4 |
| 29151 | Urban | Q4 |
| 29152 | Urban | Q2 |
| 29153 | Urban | Q3 |
| 29154 | Urban | Q2 |
| 29160 | Urban | Q3 |

Appendix D. List of 5-Digit Zip Codes and Mapping to Urban and Socioeconomic Status Categories

| 5-Digit Zip Code | Rural/Urban Categorization | SES Quartile |
|------------------|----------------------------|--------------|
| 29161 | Urban | Q3 |
| 29162 | Urban | Q4 |
| 29163 | Urban | Q4 |
| 29164 | Urban | Q3 |
| 29166 | Small Rural | Q1 |
| 29168 | Urban | Q3 |
| 29169 | Urban | Q4 |
| 29170 | Urban | Q2 |
| 29171 | Urban | Q4 |
| 29172 | Urban | Q3 |
| 29175 | Urban | Q3 |
| 29177 | Urban | Q1 |
| 29178 | Large Rural | Q3 |
| 29180 | Urban | Q3 |
| 29201 | Urban | Q4 |
| 29202 | Urban | Q1 |
| 29203 | Urban | Q4 |
| 29204 | Urban | Q4 |
| 29205 | Urban | Q3 |
| 29206 | Urban | Q2 |
| 29207 | Urban | Q1 |
| 29208 | Urban | Q1 |
| 29209 | Urban | Q3 |
| 29210 | Urban | Q4 |
| 29211 | Urban | Q4 |
| 29212 | Urban | Q1 |
| 29214 | Urban | Q4 |
| 29215 | Urban | Q4 |
| 29216 | Urban | Q4 |
| 29217 | Urban | Q4 |
| 29218 | Urban | Q4 |
| 29219 | Urban | Q3 |
| 29220 | Urban | Q4 |
| 29221 | Urban | Q4 |
| 29222 | Urban | Q4 |
| 29223 | Urban | Q3 |
| 29224 | Urban | Q3 |
| 29225 | Urban | Q1 |
| 29226 | Urban | Q4 |
| 29227 | Urban | Q4 |
| 29228 | Urban | Q4 |
| 29229 | Urban | Q1 |
| 29230 | Urban | Q4 |
| 29240 | Urban | Q4 |

Appendix D. List of 5-Digit Zip Codes and Mapping to Urban and Socioeconomic Status Categories

| 5-Digit Zip Code | Rural/Urban Categorization | SES Quartile |
|------------------|----------------------------|--------------|
| 29250 | Urban | Q3 |
| 29260 | Urban | Q2 |
| 29290 | Urban | Q3 |
| 29292 | Urban | Q4 |
| 29301 | Urban | Q3 |
| 29302 | Urban | Q2 |
| 29303 | Urban | Q4 |
| 29304 | Urban | Q4 |
| 29305 | Urban | Q4 |
| 29306 | Urban | Q4 |
| 29307 | Urban | Q3 |
| 29316 | Urban | Q1 |
| 29319 | Urban | Q4 |
| 29320 | Urban | Q3 |
| 29321 | Large Rural | Q3 |
| 29322 | Urban | Q2 |
| 29323 | Urban | Q3 |
| 29324 | Urban | Q3 |
| 29325 | Large Rural | Q4 |
| 29329 | Urban | Q2 |
| 29330 | Urban | Q4 |
| 29331 | Urban | Q2 |
| 29332 | Large Rural | Q2 |
| 29333 | Urban | Q2 |
| 29334 | Urban | Q2 |
| 29335 | Urban | Q3 |
| 29336 | Urban | Q3 |
| 29338 | Urban | Missing |
| 29340 | Large Rural | Q4 |
| 29341 | Large Rural | Q3 |
| 29342 | Large Rural | Q3 |
| 29346 | Urban | Q2 |
| 29348 | Urban | Q2 |
| 29349 | Urban | Q2 |
| 29351 | Large Rural | Q3 |
| 29353 | Urban | Q4 |
| 29355 | Large Rural | Q2 |
| 29356 | Urban | Q2 |
| 29360 | Large Rural | Q4 |
| 29364 | Large Rural | Q4 |
| 29365 | Urban | Q2 |
| 29368 | Urban | Missing |
| 29369 | Urban | Q1 |
| 29370 | Large Rural | Q3 |

Appendix D. List of 5-Digit Zip Codes and Mapping to Urban and Socioeconomic Status Categories

| 5-Digit Zip Code | Rural/Urban Categorization | SES Quartile |
|------------------|----------------------------|--------------|
| 29372 | Urban | Q3 |
| 29373 | Urban | Q3 |
| 29374 | Urban | Q2 |
| 29375 | Urban | Q1 |
| 29376 | Urban | Q2 |
| 29377 | Urban | Q3 |
| 29378 | Urban | Q4 |
| 29379 | Large Rural | Q4 |
| 29384 | Large Rural | Q3 |
| 29385 | Urban | Q3 |
| 29386 | Urban | Q2 |
| 29388 | Urban | Q3 |
| 29395 | Urban | Q4 |
| 29401 | Urban | Q3 |
| 29402 | Urban | Q3 |
| 29403 | Urban | Q4 |
| 29404 | Urban | Q1 |
| 29405 | Urban | Q4 |
| 29406 | Urban | Q4 |
| 29407 | Urban | Q3 |
| 29409 | Urban | Q1 |
| 29410 | Urban | Q3 |
| 29412 | Urban | Q2 |
| 29413 | Urban | Q4 |
| 29414 | Urban | Q2 |
| 29415 | Urban | Q4 |
| 29416 | Urban | Q3 |
| 29417 | Urban | Q3 |
| 29418 | Urban | Q4 |
| 29419 | Urban | Q4 |
| 29420 | Urban | Q2 |
| 29422 | Urban | Q2 |
| 29423 | Urban | Q1 |
| 29424 | Urban | Q1 |
| 29425 | Urban | Q4 |
| 29426 | Urban | Q3 |
| 29429 | Urban | Q2 |
| 29431 | Urban | Q2 |
| 29432 | Large Rural | Q3 |
| 29433 | Urban | Q4 |
| 29434 | Urban | Q3 |
| 29435 | Urban | Q2 |
| 29436 | Urban | Q3 |
| 29437 | Urban | Q2 |

Appendix D. List of 5-Digit Zip Codes and Mapping to Urban and Socioeconomic Status Categories

| 5-Digit Zip Code | Rural/Urban Categorization | SES Quartile |
|------------------|----------------------------|--------------|
| 29438 | Urban | Q1 |
| 29439 | Urban | Q1 |
| 29440 | Large Rural | Q4 |
| 29442 | Large Rural | Q4 |
| 29445 | Urban | Q2 |
| 29446 | Urban | Q2 |
| 29447 | Isolated | Q3 |
| 29448 | Urban | Q3 |
| 29449 | Urban | Q2 |
| 29450 | Urban | Q3 |
| 29451 | Urban | Q1 |
| 29452 | Urban | Q4 |
| 29453 | Urban | Q4 |
| 29455 | Urban | Q2 |
| 29456 | Urban | Q2 |
| 29457 | Urban | Q2 |
| 29458 | Urban | Q3 |
| 29461 | Urban | Q2 |
| 29464 | Urban | Q1 |
| 29465 | Urban | Q1 |
| 29466 | Urban | Q1 |
| 29468 | Urban | Q4 |
| 29469 | Urban | Q2 |
| 29470 | Urban | Q3 |
| 29471 | Isolated | Q2 |
| 29472 | Urban | Q3 |
| 29474 | Urban | Q3 |
| 29475 | Urban | Q4 |
| 29476 | Urban | Q4 |
| 29477 | Isolated | Q3 |
| 29479 | Urban | Q4 |
| 29481 | Urban | Q4 |
| 29482 | Urban | Q1 |
| 29483 | Urban | Q3 |
| 29484 | Urban | Q3 |
| 29485 | Urban | Q2 |
| 29486 | Urban | Q3 |
| 29487 | Urban | Q2 |
| 29488 | Urban | Q4 |
| 29492 | Urban | Q1 |
| 29493 | Urban | Q2 |
| 29501 | Urban | Q3 |
| 29502 | Urban | Q3 |
| 29503 | Urban | Q3 |

Appendix D. List of 5-Digit Zip Codes and Mapping to Urban and Socioeconomic Status Categories

| 5-Digit Zip Code | Rural/Urban Categorization | SES Quartile |
|------------------|----------------------------|--------------|
| 29504 | Urban | Q2 |
| 29505 | Urban | Q2 |
| 29506 | Urban | Q4 |
| 29510 | Large Rural | Q3 |
| 29511 | Urban | Q2 |
| 29512 | Large Rural | Q4 |
| 29516 | Large Rural | Q2 |
| 29518 | Small Rural | Q3 |
| 29519 | Urban | Q3 |
| 29520 | Small Rural | Q4 |
| 29525 | Isolated | Q4 |
| 29526 | Urban | Q3 |
| 29527 | Urban | Q4 |
| 29528 | Urban | Q3 |
| 29530 | Urban | Q3 |
| 29532 | Urban | Q4 |
| 29536 | Small Rural | Q4 |
| 29540 | Urban | Q3 |
| 29541 | Urban | Q3 |
| 29543 | Small Rural | Q2 |
| 29544 | Urban | Q3 |
| 29545 | Urban | Q2 |
| 29546 | Urban | Q3 |
| 29547 | Small Rural | Q3 |
| 29550 | Large Rural | Q4 |
| 29551 | Large Rural | Q4 |
| 29554 | Isolated | Q3 |
| 29555 | Isolated | Q3 |
| 29556 | Small Rural | Q4 |
| 29560 | Small Rural | Q4 |
| 29563 | Small Rural | Q3 |
| 29564 | Urban | Q4 |
| 29565 | Isolated | Q4 |
| 29566 | Urban | Q2 |
| 29567 | Small Rural | Q3 |
| 29568 | Urban | Q2 |
| 29569 | Urban | Q3 |
| 29570 | Large Rural | Q4 |
| 29571 | Small Rural | Q4 |
| 29572 | Urban | Q2 |
| 29574 | Small Rural | Q3 |
| 29575 | Urban | Q2 |
| 29576 | Urban | Q1 |
| 29577 | Urban | Q4 |

Appendix D. List of 5-Digit Zip Codes and Mapping to Urban and Socioeconomic Status Categories

| 5-Digit Zip Code | Rural/Urban Categorization | SES Quartile |
|------------------|----------------------------|--------------|
| 29578 | Urban | Q4 |
| 29579 | Urban | Q2 |
| 29580 | Large Rural | Q3 |
| 29581 | Urban | Q3 |
| 29582 | Urban | Q2 |
| 29583 | Urban | Q3 |
| 29584 | Large Rural | Q3 |
| 29585 | Urban | Q1 |
| 29587 | Urban | Q2 |
| 29588 | Urban | Q3 |
| 29589 | Small Rural | Q3 |
| 29590 | Urban | Q3 |
| 29591 | Urban | Q4 |
| 29592 | Isolated | Q3 |
| 29593 | Urban | Q3 |
| 29594 | Large Rural | Q1 |
| 29596 | Small Rural | Q3 |
| 29597 | Urban | Q2 |
| 29598 | Urban | Q2 |
| 29601 | Urban | Q4 |
| 29602 | Urban | Q4 |
| 29603 | Urban | Q4 |
| 29604 | Urban | Q4 |
| 29605 | Urban | Q4 |
| 29606 | Urban | Q3 |
| 29607 | Urban | Q3 |
| 29608 | Urban | Q3 |
| 29609 | Urban | Q3 |
| 29610 | Urban | Q4 |
| 29611 | Urban | Q4 |
| 29612 | Urban | Q4 |
| 29613 | Urban | Q1 |
| 29614 | Urban | Q3 |
| 29615 | Urban | Q2 |
| 29616 | Urban | Q2 |
| 29617 | Urban | Q4 |
| 29620 | Large Rural | Q3 |
| 29621 | Urban | Q2 |
| 29622 | Urban | Q2 |
| 29623 | Urban | Q2 |
| 29624 | Urban | Q4 |
| 29625 | Urban | Q3 |
| 29626 | Urban | Q3 |
| 29627 | Urban | Q3 |

Appendix D. List of 5-Digit Zip Codes and Mapping to Urban and Socioeconomic Status Categories

| 5-Digit Zip Code | Rural/Urban Categorization | SES Quartile |
|------------------|----------------------------|--------------|
| 29628 | Large Rural | Q3 |
| 29630 | Urban | Q3 |
| 29631 | Urban | Q2 |
| 29632 | Urban | Q3 |
| 29633 | Urban | Q2 |
| 29634 | Urban | Q3 |
| 29635 | Urban | Q1 |
| 29636 | Urban | Q4 |
| 29638 | Large Rural | Q2 |
| 29639 | Large Rural | Q2 |
| 29640 | Urban | Q3 |
| 29641 | Urban | Q3 |
| 29642 | Urban | Q2 |
| 29643 | Large Rural | Q1 |
| 29644 | Urban | Q2 |
| 29645 | Urban | Q3 |
| 29646 | Large Rural | Q4 |
| 29647 | Large Rural | Q4 |
| 29648 | Large Rural | Q4 |
| 29649 | Large Rural | Q3 |
| 29650 | Urban | Q1 |
| 29651 | Urban | Q2 |
| 29652 | Urban | Q1 |
| 29653 | Large Rural | Q3 |
| 29654 | Urban | Q3 |
| 29655 | Urban | Q3 |
| 29656 | Urban | Q3 |
| 29657 | Urban | Q3 |
| 29658 | Large Rural | Q1 |
| 29659 | Urban | Q4 |
| 29661 | Urban | Q4 |
| 29662 | Urban | Q2 |
| 29664 | Large Rural | Q2 |
| 29665 | Large Rural | Q3 |
| 29666 | Large Rural | Q3 |
| 29667 | Urban | Q2 |
| 29669 | Urban | Q3 |
| 29670 | Urban | Q3 |
| 29671 | Urban | Q2 |
| 29672 | Large Rural | Q2 |
| 29673 | Urban | Q2 |
| 29675 | Large Rural | Q3 |
| 29676 | Large Rural | Q1 |
| 29677 | Urban | Q3 |

Appendix D. List of 5-Digit Zip Codes and Mapping to Urban and Socioeconomic Status Categories

| 5-Digit Zip Code | Rural/Urban Categorization | SES Quartile |
|------------------|----------------------------|--------------|
| 29678 | Large Rural | Q4 |
| 29679 | Large Rural | Q4 |
| 29680 | Urban | Q1 |
| 29681 | Urban | Q1 |
| 29682 | Urban | Q2 |
| 29683 | Urban | Q2 |
| 29684 | Urban | Q3 |
| 29685 | Urban | Q2 |
| 29686 | Large Rural | Q1 |
| 29687 | Urban | Q2 |
| 29688 | Urban | Q2 |
| 29689 | Urban | Q1 |
| 29690 | Urban | Q2 |
| 29691 | Large Rural | Q4 |
| 29692 | Large Rural | Q3 |
| 29693 | Large Rural | Q3 |
| 29695 | Large Rural | Q3 |
| 29696 | Large Rural | Q2 |
| 29697 | Urban | Q2 |
| 29702 | Large Rural | Q4 |
| 29703 | Urban | Q2 |
| 29704 | Urban | Q3 |
| 29706 | Urban | Q4 |
| 29707 | Urban | Q1 |
| 29708 | Urban | Q1 |
| 29709 | Urban | Q3 |
| 29710 | Urban | Q2 |
| 29712 | Urban | Q2 |
| 29714 | Urban | Q3 |
| 29715 | Urban | Q2 |
| 29716 | Urban | Q2 |
| 29717 | Urban | Q2 |
| 29718 | Urban | Q4 |
| 29720 | Large Rural | Q3 |
| 29721 | Large Rural | Q3 |
| 29722 | Large Rural | Q3 |
| 29724 | Urban | Q4 |
| 29726 | Urban | Q2 |
| 29727 | Urban | Q3 |
| 29728 | Urban | Q4 |
| 29729 | Urban | Q3 |
| 29730 | Urban | Q4 |
| 29731 | Urban | Q4 |
| 29732 | Urban | Q2 |

Appendix D. List of 5-Digit Zip Codes and Mapping to Urban and Socioeconomic Status Categories

| 5-Digit Zip Code | Rural/Urban Categorization | SES Quartile |
|------------------|----------------------------|--------------|
| 29733 | Urban | Q1 |
| 29734 | Urban | Q4 |
| 29741 | Urban | Q2 |
| 29742 | Urban | Q2 |
| 29743 | Urban | Q2 |
| 29744 | Large Rural | Q3 |
| 29745 | Urban | Q3 |
| 29801 | Urban | Q4 |
| 29802 | Urban | Q4 |
| 29803 | Urban | Q1 |
| 29804 | Urban | Q1 |
| 29805 | Urban | Q2 |
| 29808 | Small Rural | Q4 |
| 29809 | Urban | Q3 |
| 29810 | Urban | Q4 |
| 29812 | Small Rural | Q4 |
| 29813 | Small Rural | Q4 |
| 29816 | Urban | Q4 |
| 29817 | Isolated | Q4 |
| 29819 | Large Rural | Q4 |
| 29821 | Urban | Q2 |
| 29822 | Urban | Q4 |
| 29824 | Small Rural | Q3 |
| 29826 | Urban | Q4 |
| 29827 | Urban | Q4 |
| 29828 | Urban | Q4 |
| 29829 | Urban | Q3 |
| 29831 | Urban | Q2 |
| 29832 | Urban | Q4 |
| 29834 | Urban | Q4 |
| 29835 | Large Rural | Q3 |
| 29836 | Urban | Q3 |
| 29838 | Urban | Q1 |
| 29839 | Urban | Q1 |
| 29840 | Large Rural | Q3 |
| 29841 | Urban | Q3 |
| 29842 | Urban | Q4 |
| 29843 | Isolated | Q3 |
| 29844 | Urban | Q1 |
| 29845 | Urban | Q4 |
| 29846 | Urban | Q4 |
| 29847 | Urban | Q2 |
| 29848 | Large Rural | Q1 |
| 29849 | Isolated | Q3 |

Appendix D. List of 5-Digit Zip Codes and Mapping to Urban and Socioeconomic Status Categories

| 5-Digit Zip Code | Rural/Urban Categorization | SES Quartile |
|------------------|----------------------------|--------------|
| 29850 | Urban | Q3 |
| 29851 | Urban | Q3 |
| 29853 | Urban | Q3 |
| 29856 | Urban | Q3 |
| 29860 | Urban | Q2 |
| 29861 | Urban | Q3 |
| 29899 | Large Rural | Q1 |
| 29901 | Large Rural | Q3 |
| 29902 | Large Rural | Q3 |
| 29903 | Large Rural | Q3 |
| 29904 | Large Rural | Q1 |
| 29905 | Large Rural | Q1 |
| 29906 | Large Rural | Q4 |
| 29907 | Large Rural | Q2 |
| 29909 | Urban | Q1 |
| 29910 | Urban | Q2 |
| 29911 | Small Rural | Q3 |
| 29912 | Urban | Missing |
| 29913 | Urban | Q3 |
| 29914 | Large Rural | Q3 |
| 29915 | Urban | Q4 |
| 29916 | Urban | Q2 |
| 29918 | Urban | Q4 |
| 29920 | Large Rural | Q2 |
| 29921 | Urban | Q3 |
| 29922 | Urban | Q3 |
| 29923 | Urban | Q4 |
| 29924 | Urban | Q3 |
| 29925 | Urban | Q2 |
| 29926 | Urban | Q2 |
| 29927 | Urban | Q4 |
| 29928 | Urban | Q1 |
| 29929 | Small Rural | Q1 |
| 29931 | Large Rural | Q3 |
| 29932 | Urban | Q3 |
| 29933 | Urban | Q3 |
| 29934 | Urban | Q2 |
| 29935 | Large Rural | Q3 |
| 29936 | Urban | Q3 |
| 29938 | Urban | Q1 |
| 29939 | Urban | Q3 |
| 29940 | Large Rural | Q3 |
| 29941 | Large Rural | Q3 |
| 29943 | Urban | Q3 |

Appendix D. List of 5-Digit Zip Codes and Mapping to Urban and Socioeconomic Status Categories

| 5-Digit Zip Code | Rural/Urban Categorization | SES Quartile |
|------------------|----------------------------|--------------|
| 29944 | Urban | Q3 |
| 29945 | Urban | Q3 |
| 30002 | Urban | Q3 |
| 30003 | Urban | Q4 |
| 30004 | Urban | Q1 |
| 30005 | Urban | Q1 |
| 30006 | Urban | Q1 |
| 30007 | Urban | Q1 |
| 30008 | Urban | Q4 |
| 30009 | Urban | Q2 |
| 30010 | Urban | Q2 |
| 30011 | Urban | Q2 |
| 30012 | Urban | Q4 |
| 30013 | Urban | Q3 |
| 30014 | Urban | Q4 |
| 30015 | Urban | Q4 |
| 30016 | Urban | Q3 |
| 30017 | Urban | Q1 |
| 30018 | Urban | Q4 |
| 30019 | Urban | Q1 |
| 30021 | Urban | Q4 |
| 30022 | Urban | Q1 |
| 30023 | Urban | Q1 |
| 30024 | Urban | Q1 |
| 30025 | Urban | Q2 |
| 30026 | Urban | Q3 |
| 30028 | Urban | Q1 |
| 30029 | Urban | Q3 |
| 30030 | Urban | Q3 |
| 30031 | Urban | Q3 |
| 30032 | Urban | Q4 |
| 30033 | Urban | Q3 |
| 30034 | Urban | Q3 |
| 30035 | Urban | Q4 |
| 30036 | Urban | Q3 |
| 30037 | Urban | Q3 |
| 30038 | Urban | Q3 |
| 30039 | Urban | Q2 |
| 30040 | Urban | Q1 |
| 30041 | Urban | Q1 |
| 30042 | Urban | Q3 |
| 30043 | Urban | Q2 |
| 30044 | Urban | Q3 |
| 30045 | Urban | Q1 |

Appendix D. List of 5-Digit Zip Codes and Mapping to Urban and Socioeconomic Status Categories

| 5-Digit Zip Code | Rural/Urban Categorization | SES Quartile |
|------------------|----------------------------|--------------|
| 30046 | Urban | Q4 |
| 30047 | Urban | Q2 |
| 30048 | Urban | Q2 |
| 30049 | Urban | Q2 |
| 30052 | Urban | Q2 |
| 30054 | Urban | Q2 |
| 30055 | Urban | Q1 |
| 30056 | Urban | Q3 |
| 30058 | Urban | Q3 |
| 30060 | Urban | Q4 |
| 30061 | Urban | Q4 |
| 30062 | Urban | Q1 |
| 30063 | Urban | Q4 |
| 30064 | Urban | Q1 |
| 30065 | Urban | Q1 |
| 30066 | Urban | Q1 |
| 30067 | Urban | Q3 |
| 30068 | Urban | Q1 |
| 30069 | Urban | Q4 |
| 30070 | Urban | Q4 |
| 30071 | Urban | Q4 |
| 30072 | Urban | Q2 |
| 30074 | Urban | Q3 |
| 30075 | Urban | Q1 |
| 30076 | Urban | Q3 |
| 30077 | Urban | Q3 |
| 30078 | Urban | Q2 |
| 30079 | Urban | Q4 |
| 30080 | Urban | Q3 |
| 30081 | Urban | Q3 |
| 30082 | Urban | Q2 |
| 30083 | Urban | Q4 |
| 30084 | Urban | Q3 |
| 30085 | Urban | Q3 |
| 30086 | Urban | Q4 |
| 30087 | Urban | Q2 |
| 30088 | Urban | Q3 |
| 30090 | Urban | Q4 |
| 30091 | Urban | Q4 |
| 30092 | Urban | Q2 |
| 30093 | Urban | Q4 |
| 30094 | Urban | Q2 |
| 30095 | Urban | Q3 |
| 30096 | Urban | Q3 |

Appendix D. List of 5-Digit Zip Codes and Mapping to Urban and Socioeconomic Status Categories

| 5-Digit Zip Code | Rural/Urban Categorization | SES Quartile |
|------------------|----------------------------|--------------|
| 30097 | Urban | Q1 |
| 30098 | Urban | Q1 |
| 30099 | Urban | Q1 |
| 30101 | Urban | Q1 |
| 30102 | Urban | Q2 |
| 30103 | Large Rural | Q3 |
| 30104 | Urban | Q3 |
| 30105 | Urban | Q1 |
| 30106 | Urban | Q3 |
| 30107 | Urban | Q2 |
| 30108 | Large Rural | Q3 |
| 30109 | Urban | Q4 |
| 30110 | Urban | Q3 |
| 30111 | Urban | Q1 |
| 30112 | Urban | Q4 |
| 30113 | Urban | Q2 |
| 30114 | Urban | Q3 |
| 30115 | Urban | Q1 |
| 30116 | Urban | Q3 |
| 30117 | Urban | Q4 |
| 30118 | Urban | Q1 |
| 30119 | Urban | Q4 |
| 30120 | Urban | Q3 |
| 30121 | Urban | Q3 |
| 30122 | Urban | Q4 |
| 30123 | Urban | Q3 |
| 30124 | Urban | Q3 |
| 30125 | Urban | Q4 |
| 30126 | Urban | Q2 |
| 30127 | Urban | Q1 |
| 30129 | Urban | Q4 |
| 30132 | Urban | Q2 |
| 30133 | Urban | Q3 |
| 30134 | Urban | Q3 |
| 30135 | Urban | Q2 |
| 30137 | Urban | Q2 |
| 30138 | Urban | Q4 |
| 30139 | Large Rural | Q3 |
| 30140 | Urban | Q2 |
| 30141 | Urban | Q2 |
| 30142 | Urban | Q1 |
| 30143 | Urban | Q2 |
| 30144 | Urban | Q2 |
| 30145 | Urban | Q1 |

Appendix D. List of 5-Digit Zip Codes and Mapping to Urban and Socioeconomic Status Categories

| 5-Digit Zip Code | Rural/Urban Categorization | SES Quartile |
|------------------|----------------------------|--------------|
| 30146 | Urban | Q1 |
| 30147 | Urban | Q3 |
| 30148 | Urban | Q3 |
| 30149 | Urban | Q1 |
| 30150 | Urban | Q4 |
| 30151 | Urban | Q2 |
| 30152 | Urban | Q1 |
| 30153 | Urban | Q3 |
| 30154 | Urban | Q2 |
| 30156 | Urban | Q2 |
| 30157 | Urban | Q2 |
| 30160 | Urban | Q2 |
| 30161 | Urban | Q4 |
| 30162 | Urban | Q4 |
| 30164 | Urban | Missing |
| 30165 | Urban | Q4 |
| 30168 | Urban | Q4 |
| 30169 | Urban | Q3 |
| 30170 | Large Rural | Q2 |
| 30171 | Urban | Q2 |
| 30172 | Urban | Q4 |
| 30173 | Urban | Q3 |
| 30175 | Urban | Q2 |
| 30176 | Urban | Q3 |
| 30177 | Urban | Q2 |
| 30178 | Urban | Q2 |
| 30179 | Urban | Q3 |
| 30180 | Urban | Q2 |
| 30182 | Urban | Q2 |
| 30183 | Urban | Q1 |
| 30184 | Urban | Q1 |
| 30185 | Urban | Q2 |
| 30187 | Urban | Q1 |
| 30188 | Urban | Q1 |
| 30189 | Urban | Q1 |
| 30204 | Urban | Q3 |
| 30205 | Urban | Q1 |
| 30206 | Urban | Q2 |
| 30212 | Urban | Q4 |
| 30213 | Urban | Q3 |
| 30214 | Urban | Q2 |
| 30215 | Urban | Q1 |
| 30216 | Urban | Q3 |
| 30217 | Urban | Q3 |

Appendix D. List of 5-Digit Zip Codes and Mapping to Urban and Socioeconomic Status Categories

| 5-Digit Zip Code | Rural/Urban Categorization | SES Quartile |
|------------------|----------------------------|--------------|
| 30218 | Urban | Q3 |
| 30220 | Urban | Q3 |
| 30222 | Urban | Q4 |
| 30223 | Urban | Q4 |
| 30224 | Urban | Q3 |
| 30228 | Urban | Q3 |
| 30229 | Urban | Q1 |
| 30230 | Large Rural | Q3 |
| 30233 | Urban | Q3 |
| 30234 | Urban | Q4 |
| 30236 | Urban | Q4 |
| 30237 | Urban | Q4 |
| 30238 | Urban | Q4 |
| 30240 | Large Rural | Q3 |
| 30241 | Large Rural | Q4 |
| 30248 | Urban | Q2 |
| 30250 | Urban | Q2 |
| 30251 | Urban | Q3 |
| 30252 | Urban | Q1 |
| 30253 | Urban | Q3 |
| 30256 | Urban | Q2 |
| 30257 | Urban | Q2 |
| 30258 | Urban | Q2 |
| 30259 | Urban | Q1 |
| 30260 | Urban | Q4 |
| 30261 | Large Rural | Q4 |
| 30263 | Urban | Q3 |
| 30264 | Urban | Q3 |
| 30265 | Urban | Q1 |
| 30266 | Urban | Q3 |
| 30268 | Urban | Q3 |
| 30269 | Urban | Q1 |
| 30270 | Urban | Q1 |
| 30271 | Urban | Q3 |
| 30272 | Urban | Q4 |
| 30273 | Urban | Q3 |
| 30274 | Urban | Q4 |
| 30275 | Urban | Missing |
| 30276 | Urban | Q1 |
| 30277 | Urban | Q1 |
| 30281 | Urban | Q3 |
| 30284 | Urban | Q1 |
| 30285 | Large Rural | Q1 |
| 30286 | Large Rural | Q4 |

Appendix D. List of 5-Digit Zip Codes and Mapping to Urban and Socioeconomic Status Categories

| 5-Digit Zip Code | Rural/Urban Categorization | SES Quartile |
|------------------|----------------------------|--------------|
| 30287 | Urban | Q4 |
| 30288 | Urban | Q3 |
| 30289 | Urban | Q3 |
| 30290 | Urban | Q1 |
| 30291 | Urban | Q4 |
| 30292 | Urban | Q1 |
| 30293 | Urban | Q2 |
| 30294 | Urban | Q2 |
| 30295 | Urban | Q2 |
| 30296 | Urban | Q3 |
| 30297 | Urban | Q4 |
| 30298 | Urban | Q4 |
| 30301 | Urban | Q4 |
| 30302 | Urban | Q4 |
| 30303 | Urban | Q4 |
| 30304 | Urban | Q4 |
| 30305 | Urban | Q1 |
| 30306 | Urban | Q1 |
| 30307 | Urban | Q2 |
| 30308 | Urban | Q3 |
| 30309 | Urban | Q2 |
| 30310 | Urban | Q4 |
| 30311 | Urban | Q4 |
| 30312 | Urban | Q4 |
| 30313 | Urban | Q4 |
| 30314 | Urban | Q4 |
| 30315 | Urban | Q4 |
| 30316 | Urban | Q3 |
| 30317 | Urban | Q3 |
| 30318 | Urban | Q4 |
| 30319 | Urban | Q2 |
| 30320 | Urban | Q4 |
| 30321 | Urban | Q4 |
| 30322 | Urban | Q1 |
| 30324 | Urban | Q3 |
| 30325 | Urban | Q4 |
| 30326 | Urban | Q2 |
| 30327 | Urban | Q1 |
| 30328 | Urban | Q2 |
| 30329 | Urban | Q4 |
| 30331 | Urban | Q4 |
| 30332 | Urban | Q1 |
| 30333 | Urban | Q1 |
| 30334 | Urban | Missing |

Appendix D. List of 5-Digit Zip Codes and Mapping to Urban and Socioeconomic Status Categories

| 5-Digit Zip Code | Rural/Urban Categorization | SES Quartile |
|------------------|----------------------------|--------------|
| 30336 | Urban | Q3 |
| 30337 | Urban | Q4 |
| 30338 | Urban | Q1 |
| 30339 | Urban | Q1 |
| 30340 | Urban | Q4 |
| 30341 | Urban | Q4 |
| 30342 | Urban | Q3 |
| 30343 | Urban | Q4 |
| 30344 | Urban | Q4 |
| 30345 | Urban | Q3 |
| 30346 | Urban | Q2 |
| 30348 | Urban | Q4 |
| 30349 | Urban | Q4 |
| 30350 | Urban | Q3 |
| 30353 | Urban | Q4 |
| 30354 | Urban | Q4 |
| 30355 | Urban | Q1 |
| 30356 | Urban | Q1 |
| 30357 | Urban | Q2 |
| 30358 | Urban | Q2 |
| 30359 | Urban | Q4 |
| 30360 | Urban | Q4 |
| 30361 | Urban | Q2 |
| 30362 | Urban | Q4 |
| 30363 | Urban | Q2 |
| 30364 | Urban | Q4 |
| 30366 | Urban | Q4 |
| 30368 | Urban | Q4 |
| 30369 | Urban | Q4 |
| 30370 | Urban | Q4 |
| 30371 | Urban | Q4 |
| 30374 | Urban | Q4 |
| 30375 | Urban | Q3 |
| 30377 | Urban | Q4 |
| 30378 | Urban | Q3 |
| 30380 | Urban | Q4 |
| 30384 | Urban | Q1 |
| 30385 | Urban | Q4 |
| 30388 | Urban | Q4 |
| 30392 | Urban | Q4 |
| 30394 | Urban | Q4 |
| 30396 | Urban | Q4 |
| 30398 | Urban | Q4 |
| 30401 | Small Rural | Q4 |

Appendix D. List of 5-Digit Zip Codes and Mapping to Urban and Socioeconomic Status Categories

| 5-Digit Zip Code | Rural/Urban Categorization | SES Quartile |
|------------------|----------------------------|--------------|
| 30410 | Isolated | Q2 |
| 30411 | Isolated | Q3 |
| 30412 | Isolated | Q2 |
| 30413 | Isolated | Q3 |
| 30414 | Urban | Q4 |
| 30415 | Urban | Q3 |
| 30417 | Urban | Q4 |
| 30420 | Isolated | Q3 |
| 30421 | Isolated | Q3 |
| 30423 | Urban | Q3 |
| 30424 | Isolated | Q3 |
| 30425 | Small Rural | Q2 |
| 30426 | Urban | Q4 |
| 30427 | Urban | Q3 |
| 30428 | Isolated | Q3 |
| 30429 | Urban | Q2 |
| 30434 | Small Rural | Q4 |
| 30436 | Large Rural | Q4 |
| 30438 | Urban | Q2 |
| 30439 | Isolated | Q4 |
| 30441 | Small Rural | Q3 |
| 30442 | Small Rural | Q4 |
| 30445 | Isolated | Q3 |
| 30446 | Urban | Q3 |
| 30447 | Small Rural | Q4 |
| 30448 | Small Rural | Q1 |
| 30449 | Urban | Q2 |
| 30450 | Large Rural | Q3 |
| 30451 | Isolated | Q3 |
| 30452 | Urban | Q2 |
| 30453 | Small Rural | Q4 |
| 30454 | Large Rural | Q3 |
| 30455 | Large Rural | Q2 |
| 30456 | Urban | Q3 |
| 30457 | Small Rural | Q3 |
| 30458 | Large Rural | Q4 |
| 30459 | Large Rural | Q4 |
| 30460 | Large Rural | Q1 |
| 30461 | Large Rural | Q2 |
| 30464 | Small Rural | Q4 |
| 30467 | Isolated | Q3 |
| 30470 | Large Rural | Q1 |
| 30471 | Small Rural | Q4 |
| 30473 | Isolated | Q2 |

Appendix D. List of 5-Digit Zip Codes and Mapping to Urban and Socioeconomic Status Categories

| 5-Digit Zip Code | Rural/Urban Categorization | SES Quartile |
|------------------|----------------------------|--------------|
| 30474 | Large Rural | Q4 |
| 30475 | Large Rural | Missing |
| 30477 | Isolated | Q4 |
| 30499 | Small Rural | Q4 |
| 30501 | Urban | Q4 |
| 30502 | Urban | Q2 |
| 30503 | Urban | Q4 |
| 30504 | Urban | Q4 |
| 30506 | Urban | Q2 |
| 30507 | Urban | Q3 |
| 30510 | Urban | Q3 |
| 30511 | Urban | Q3 |
| 30512 | Isolated | Q2 |
| 30513 | Isolated | Q3 |
| 30514 | Isolated | Q2 |
| 30515 | Urban | Q2 |
| 30516 | Isolated | Q2 |
| 30517 | Urban | Q2 |
| 30518 | Urban | Q2 |
| 30519 | Urban | Q1 |
| 30520 | Small Rural | Q3 |
| 30521 | Isolated | Q2 |
| 30522 | Urban | Q2 |
| 30523 | Urban | Q2 |
| 30525 | Small Rural | Q3 |
| 30527 | Urban | Q2 |
| 30528 | Urban | Q3 |
| 30529 | Small Rural | Q3 |
| 30530 | Small Rural | Q3 |
| 30531 | Urban | Q4 |
| 30533 | Urban | Q3 |
| 30534 | Urban | Q2 |
| 30535 | Urban | Q3 |
| 30536 | Urban | Q2 |
| 30537 | Isolated | Q2 |
| 30538 | Large Rural | Q2 |
| 30539 | Urban | Q2 |
| 30540 | Urban | Q3 |
| 30541 | Isolated | Q2 |
| 30542 | Urban | Q2 |
| 30543 | Urban | Q2 |
| 30545 | Urban | Q2 |
| 30546 | Isolated | Q2 |
| 30547 | Isolated | Q2 |

Appendix D. List of 5-Digit Zip Codes and Mapping to Urban and Socioeconomic Status Categories

| 5-Digit Zip Code | Rural/Urban Categorization | SES Quartile |
|------------------|----------------------------|--------------|
| 30548 | Urban | Q1 |
| 30549 | Large Rural | Q2 |
| 30552 | Urban | Q2 |
| 30553 | Isolated | Q3 |
| 30554 | Urban | Q2 |
| 30555 | Urban | Q3 |
| 30557 | Large Rural | Q2 |
| 30558 | Urban | Q3 |
| 30559 | Isolated | Q2 |
| 30560 | Isolated | Q2 |
| 30562 | Isolated | Q3 |
| 30563 | Urban | Q2 |
| 30564 | Urban | Q2 |
| 30565 | Urban | Q2 |
| 30566 | Urban | Q3 |
| 30567 | Urban | Q2 |
| 30568 | Isolated | Q3 |
| 30571 | Urban | Q1 |
| 30572 | Isolated | Q2 |
| 30573 | Urban | Q1 |
| 30575 | Urban | Q3 |
| 30576 | Urban | Q2 |
| 30577 | Large Rural | Q3 |
| 30580 | Urban | Q2 |
| 30581 | Isolated | Missing |
| 30582 | Urban | Q3 |
| 30597 | Urban | Q3 |
| 30598 | Large Rural | Q3 |
| 30599 | Small Rural | Q3 |
| 30601 | Urban | Q4 |
| 30602 | Urban | Q1 |
| 30603 | Urban | Q4 |
| 30604 | Urban | Q3 |
| 30605 | Urban | Q3 |
| 30606 | Urban | Q3 |
| 30607 | Urban | Q4 |
| 30608 | Urban | Q4 |
| 30609 | Urban | Q1 |
| 30612 | Urban | Q1 |
| 30619 | Urban | Q2 |
| 30620 | Urban | Q2 |
| 30621 | Urban | Q1 |
| 30622 | Urban | Q2 |
| 30623 | Urban | Q2 |

Appendix D. List of 5-Digit Zip Codes and Mapping to Urban and Socioeconomic Status Categories

| 5-Digit Zip Code | Rural/Urban Categorization | SES Quartile |
|------------------|----------------------------|--------------|
| 30624 | Urban | Q3 |
| 30625 | Urban | Q2 |
| 30627 | Urban | Q3 |
| 30628 | Urban | Q2 |
| 30629 | Urban | Q3 |
| 30630 | Urban | Q2 |
| 30631 | Isolated | Q4 |
| 30633 | Urban | Q3 |
| 30634 | Urban | Q2 |
| 30635 | Isolated | Q4 |
| 30638 | Urban | Q1 |
| 30639 | Small Rural | Q3 |
| 30641 | Large Rural | Q2 |
| 30642 | Small Rural | Q3 |
| 30643 | Small Rural | Q3 |
| 30645 | Urban | Q1 |
| 30646 | Urban | Q3 |
| 30647 | Urban | Q3 |
| 30648 | Urban | Q3 |
| 30650 | Urban | Q2 |
| 30655 | Urban | Q4 |
| 30656 | Urban | Q2 |
| 30660 | Small Rural | Q4 |
| 30662 | Small Rural | Q3 |
| 30663 | Urban | Q2 |
| 30664 | Isolated | Q2 |
| 30665 | Small Rural | Q4 |
| 30666 | Urban | Q2 |
| 30667 | Urban | Q2 |
| 30668 | Small Rural | Q3 |
| 30669 | Urban | Q4 |
| 30671 | Urban | Q2 |
| 30673 | Small Rural | Q3 |
| 30677 | Urban | Q1 |
| 30678 | Small Rural | Q2 |
| 30680 | Urban | Q3 |
| 30683 | Urban | Q2 |
| 30701 | Large Rural | Q3 |
| 30703 | Large Rural | Q3 |
| 30705 | Urban | Q3 |
| 30707 | Urban | Q2 |
| 30708 | Urban | Q2 |
| 30710 | Urban | Q3 |
| 30711 | Urban | Q3 |

Appendix D. List of 5-Digit Zip Codes and Mapping to Urban and Socioeconomic Status Categories

| 5-Digit Zip Code | Rural/Urban Categorization | SES Quartile |
|------------------|----------------------------|--------------|
| 30719 | Urban | Q4 |
| 30720 | Urban | Q4 |
| 30721 | Urban | Q4 |
| 30722 | Urban | Q4 |
| 30724 | Urban | Q3 |
| 30725 | Urban | Q1 |
| 30726 | Urban | Missing |
| 30728 | Urban | Q3 |
| 30730 | Urban | Q3 |
| 30731 | Isolated | Q3 |
| 30732 | Large Rural | Q3 |
| 30733 | Large Rural | Q3 |
| 30734 | Large Rural | Q3 |
| 30735 | Large Rural | Q3 |
| 30736 | Urban | Q1 |
| 30738 | Urban | Q2 |
| 30739 | Urban | Q1 |
| 30740 | Urban | Q2 |
| 30741 | Urban | Q4 |
| 30742 | Urban | Q3 |
| 30746 | Large Rural | Q4 |
| 30747 | Large Rural | Q4 |
| 30750 | Urban | Q1 |
| 30751 | Urban | Q1 |
| 30752 | Urban | Q2 |
| 30753 | Large Rural | Q3 |
| 30755 | Urban | Q3 |
| 30756 | Urban | Q3 |
| 30757 | Urban | Q2 |
| 30802 | Urban | Q2 |
| 30803 | Small Rural | Q2 |
| 30805 | Urban | Q4 |
| 30806 | Urban | Q3 |
| 30807 | Small Rural | Q1 |
| 30808 | Urban | Q3 |
| 30809 | Urban | Q1 |
| 30810 | Small Rural | Q2 |
| 30811 | Urban | Q2 |
| 30812 | Urban | Q2 |
| 30813 | Urban | Q2 |
| 30814 | Urban | Q3 |
| 30815 | Urban | Q3 |
| 30816 | Urban | Q2 |
| 30817 | Urban | Q3 |

Appendix D. List of 5-Digit Zip Codes and Mapping to Urban and Socioeconomic Status Categories

| 5-Digit Zip Code | Rural/Urban Categorization | SES Quartile |
|------------------|----------------------------|--------------|
| 30818 | Isolated | Q3 |
| 30819 | Urban | Q4 |
| 30820 | Small Rural | Q2 |
| 30821 | Small Rural | Q4 |
| 30822 | Small Rural | Q3 |
| 30823 | Small Rural | Q3 |
| 30824 | Small Rural | Q4 |
| 30828 | Urban | Q4 |
| 30830 | Urban | Q4 |
| 30833 | Isolated | Q4 |
| 30901 | Urban | Q4 |
| 30903 | Urban | Q1 |
| 30904 | Urban | Q4 |
| 30905 | Urban | Q2 |
| 30906 | Urban | Q4 |
| 30907 | Urban | Q2 |
| 30909 | Urban | Q3 |
| 30912 | Urban | Q1 |
| 30914 | Urban | Q4 |
| 30916 | Urban | Q4 |
| 30917 | Urban | Q2 |
| 30919 | Urban | Q3 |
| 30999 | Urban | Q3 |
| 31001 | Large Rural | Q3 |
| 31002 | Large Rural | Q3 |
| 31003 | Large Rural | Q3 |
| 31004 | Urban | Q2 |
| 31005 | Urban | Q2 |
| 31006 | Urban | Q4 |
| 31007 | Isolated | Q3 |
| 31008 | Urban | Q2 |
| 31009 | Large Rural | Q3 |
| 31010 | Large Rural | Q4 |
| 31011 | Small Rural | Q3 |
| 31012 | Large Rural | Q3 |
| 31013 | Urban | Q3 |
| 31014 | Urban | Q3 |
| 31015 | Large Rural | Q4 |
| 31016 | Urban | Q3 |
| 31017 | Urban | Q2 |
| 31018 | Small Rural | Q3 |
| 31019 | Large Rural | Q3 |
| 31020 | Urban | Q3 |
| 31021 | Large Rural | Q4 |

Appendix D. List of 5-Digit Zip Codes and Mapping to Urban and Socioeconomic Status Categories

| 5-Digit Zip Code | Rural/Urban Categorization | SES Quartile |
|------------------|----------------------------|--------------|
| 31022 | Large Rural | Q2 |
| 31023 | Small Rural | Q4 |
| 31024 | Isolated | Q2 |
| 31025 | Urban | Q1 |
| 31026 | Isolated | Q2 |
| 31027 | Large Rural | Q4 |
| 31028 | Urban | Q3 |
| 31029 | Urban | Q3 |
| 31030 | Urban | Q4 |
| 31031 | Urban | Q3 |
| 31032 | Urban | Q2 |
| 31033 | Urban | Q3 |
| 31034 | Large Rural | Q4 |
| 31035 | Small Rural | Q3 |
| 31036 | Urban | Q3 |
| 31037 | Small Rural | Q4 |
| 31038 | Urban | Q2 |
| 31039 | Urban | Missing |
| 31040 | Large Rural | Q4 |
| 31041 | Isolated | Q4 |
| 31042 | Urban | Q2 |
| 31044 | Urban | Q4 |
| 31045 | Large Rural | Q2 |
| 31046 | Urban | Q1 |
| 31047 | Urban | Q1 |
| 31049 | Large Rural | Q2 |
| 31050 | Urban | Q3 |
| 31051 | Isolated | Q4 |
| 31052 | Urban | Q2 |
| 31054 | Urban | Q3 |
| 31055 | Small Rural | Q4 |
| 31057 | Large Rural | Q3 |
| 31058 | Urban | Q3 |
| 31059 | Large Rural | Q4 |
| 31060 | Small Rural | Q3 |
| 31061 | Large Rural | Q4 |
| 31062 | Large Rural | Q3 |
| 31063 | Urban | Q4 |
| 31064 | Urban | Q4 |
| 31065 | Large Rural | Q3 |
| 31066 | Urban | Q3 |
| 31067 | Small Rural | Q1 |
| 31068 | Urban | Q4 |
| 31069 | Urban | Q3 |

Appendix D. List of 5-Digit Zip Codes and Mapping to Urban and Socioeconomic Status Categories

| 5-Digit Zip Code | Rural/Urban Categorization | SES Quartile |
|-------------------------|-----------------------------------|---------------------|
| 31070 | Urban | Q3 |
| 31071 | Urban | Q3 |
| 31072 | Large Rural | Q3 |
| 31075 | Large Rural | Q2 |
| 31076 | Large Rural | Q3 |
| 31077 | Small Rural | Q3 |
| 31078 | Urban | Q3 |
| 31079 | Isolated | Q2 |
| 31081 | Urban | Q1 |
| 31082 | Small Rural | Q4 |
| 31083 | Small Rural | Q2 |
| 31084 | Large Rural | Q4 |
| 31085 | Urban | Q3 |
| 31086 | Urban | Q3 |
| 31087 | Large Rural | Q3 |
| 31088 | Urban | Q2 |
| 31089 | Small Rural | Q4 |
| 31090 | Large Rural | Q4 |
| 31091 | Urban | Q4 |
| 31092 | Large Rural | Q4 |
| 31093 | Urban | Q4 |
| 31094 | Small Rural | Q2 |
| 31095 | Urban | Q2 |
| 31096 | Large Rural | Q4 |
| 31097 | Large Rural | Q2 |
| 31098 | Urban | Q3 |
| 31099 | Urban | Q3 |
| 31106 | Urban | Q1 |
| 31107 | Urban | Q2 |
| 31119 | Urban | Q4 |
| 31126 | Urban | Q2 |
| 31131 | Urban | Q4 |
| 31136 | Urban | Q3 |
| 31139 | Urban | Q1 |
| 31141 | Urban | Q4 |
| 31144 | Urban | Q2 |
| 31145 | Urban | Q3 |
| 31146 | Urban | Q1 |
| 31150 | Urban | Q3 |
| 31156 | Urban | Q3 |
| 31169 | Urban | Q1 |
| 31192 | Urban | Q4 |
| 31193 | Urban | Q4 |
| 31195 | Urban | Q4 |

Appendix D. List of 5-Digit Zip Codes and Mapping to Urban and Socioeconomic Status Categories

| 5-Digit Zip Code | Rural/Urban Categorization | SES Quartile |
|------------------|----------------------------|--------------|
| 31196 | Urban | Q4 |
| 31201 | Urban | Q4 |
| 31202 | Urban | Q4 |
| 31203 | Urban | Q4 |
| 31204 | Urban | Q4 |
| 31205 | Urban | Q4 |
| 31206 | Urban | Q4 |
| 31207 | Urban | Q1 |
| 31208 | Urban | Q2 |
| 31209 | Urban | Q4 |
| 31210 | Urban | Q2 |
| 31211 | Urban | Q4 |
| 31213 | Urban | Missing |
| 31216 | Urban | Q2 |
| 31217 | Urban | Q4 |
| 31220 | Urban | Q1 |
| 31221 | Urban | Q2 |
| 31294 | Urban | Q4 |
| 31295 | Urban | Q4 |
| 31296 | Urban | Q4 |
| 31297 | Urban | Q2 |
| 31301 | Urban | Q4 |
| 31302 | Urban | Q2 |
| 31303 | Urban | Q2 |
| 31304 | Urban | Missing |
| 31305 | Urban | Q4 |
| 31307 | Urban | Q2 |
| 31308 | Urban | Q3 |
| 31309 | Urban | Q2 |
| 31310 | Urban | Q3 |
| 31312 | Urban | Q2 |
| 31313 | Urban | Q3 |
| 31314 | Urban | Q1 |
| 31315 | Urban | Q3 |
| 31316 | Urban | Q3 |
| 31318 | Urban | Q1 |
| 31319 | Urban | Q2 |
| 31320 | Urban | Q3 |
| 31321 | Urban | Q3 |
| 31322 | Urban | Q1 |
| 31323 | Urban | Q3 |
| 31324 | Urban | Q2 |
| 31326 | Urban | Q2 |
| 31327 | Urban | Q1 |

Appendix D. List of 5-Digit Zip Codes and Mapping to Urban and Socioeconomic Status Categories

| 5-Digit Zip Code | Rural/Urban Categorization | SES Quartile |
|------------------|----------------------------|--------------|
| 31328 | Urban | Q2 |
| 31329 | Urban | Q2 |
| 31331 | Urban | Q2 |
| 31333 | Urban | Q3 |
| 31401 | Urban | Q4 |
| 31402 | Urban | Q4 |
| 31403 | Urban | Q4 |
| 31404 | Urban | Q4 |
| 31405 | Urban | Q4 |
| 31406 | Urban | Q3 |
| 31407 | Urban | Q1 |
| 31408 | Urban | Q4 |
| 31409 | Urban | Q1 |
| 31410 | Urban | Q1 |
| 31411 | Urban | Q1 |
| 31412 | Urban | Q4 |
| 31414 | Urban | Q4 |
| 31415 | Urban | Q4 |
| 31416 | Urban | Q3 |
| 31418 | Urban | Q4 |
| 31419 | Urban | Q3 |
| 31420 | Urban | Q3 |
| 31421 | Urban | Q4 |
| 31501 | Large Rural | Q4 |
| 31502 | Large Rural | Q4 |
| 31503 | Large Rural | Q3 |
| 31510 | Large Rural | Q3 |
| 31512 | Large Rural | Q2 |
| 31513 | Small Rural | Q3 |
| 31515 | Small Rural | Q3 |
| 31516 | Large Rural | Q3 |
| 31518 | Large Rural | Q3 |
| 31519 | Large Rural | Q3 |
| 31520 | Urban | Q4 |
| 31521 | Urban | Q4 |
| 31522 | Urban | Q1 |
| 31523 | Urban | Q2 |
| 31524 | Urban | Missing |
| 31525 | Urban | Q3 |
| 31527 | Urban | Q1 |
| 31532 | Large Rural | Q3 |
| 31533 | Large Rural | Q4 |
| 31534 | Large Rural | Q4 |
| 31535 | Large Rural | Q4 |

Appendix D. List of 5-Digit Zip Codes and Mapping to Urban and Socioeconomic Status Categories

| 5-Digit Zip Code | Rural/Urban Categorization | SES Quartile |
|------------------|----------------------------|--------------|
| 31537 | Urban | Q3 |
| 31539 | Small Rural | Q3 |
| 31542 | Large Rural | Q3 |
| 31543 | Urban | Q3 |
| 31544 | Small Rural | Q2 |
| 31545 | Large Rural | Q3 |
| 31546 | Large Rural | Q3 |
| 31547 | Urban | Q4 |
| 31548 | Urban | Q2 |
| 31549 | Small Rural | Q3 |
| 31550 | Large Rural | Q3 |
| 31551 | Large Rural | Q3 |
| 31552 | Large Rural | Q2 |
| 31553 | Urban | Q3 |
| 31554 | Large Rural | Q3 |
| 31555 | Large Rural | Q2 |
| 31556 | Large Rural | Q3 |
| 31557 | Large Rural | Q3 |
| 31558 | Urban | Q3 |
| 31560 | Large Rural | Q2 |
| 31561 | Urban | Q1 |
| 31562 | Urban | Q3 |
| 31563 | Large Rural | Q2 |
| 31564 | Large Rural | Q3 |
| 31565 | Urban | Q2 |
| 31566 | Urban | Q3 |
| 31567 | Large Rural | Q2 |
| 31568 | Urban | Q2 |
| 31569 | Urban | Q3 |
| 31598 | Large Rural | Q3 |
| 31599 | Large Rural | Q3 |
| 31601 | Urban | Q4 |
| 31602 | Urban | Q4 |
| 31603 | Urban | Q4 |
| 31604 | Urban | Q4 |
| 31605 | Urban | Q2 |
| 31606 | Urban | Q3 |
| 31620 | Urban | Q3 |
| 31622 | Urban | Q2 |
| 31623 | Large Rural | Q3 |
| 31624 | Large Rural | Q3 |
| 31625 | Urban | Q3 |
| 31626 | Large Rural | Q3 |
| 31627 | Urban | Q4 |

Appendix D. List of 5-Digit Zip Codes and Mapping to Urban and Socioeconomic Status Categories

| 5-Digit Zip Code | Rural/Urban Categorization | SES Quartile |
|------------------|----------------------------|--------------|
| 31629 | Urban | Q3 |
| 31630 | Large Rural | Q4 |
| 31631 | Large Rural | Q2 |
| 31632 | Urban | Q2 |
| 31634 | Large Rural | Q4 |
| 31635 | Urban | Q4 |
| 31636 | Urban | Q3 |
| 31637 | Small Rural | Q3 |
| 31638 | Urban | Q4 |
| 31639 | Urban | Q3 |
| 31641 | Urban | Q3 |
| 31642 | Isolated | Q4 |
| 31643 | Urban | Q4 |
| 31645 | Urban | Q3 |
| 31647 | Urban | Q4 |
| 31648 | Urban | Q4 |
| 31649 | Urban | Q2 |
| 31650 | Large Rural | Q4 |
| 31698 | Urban | Q1 |
| 31699 | Urban | Q1 |
| 31701 | Urban | Q4 |
| 31702 | Urban | Q4 |
| 31703 | Urban | Q4 |
| 31704 | Urban | Q4 |
| 31705 | Urban | Q4 |
| 31706 | Urban | Q4 |
| 31707 | Urban | Q4 |
| 31708 | Urban | Q4 |
| 31709 | Large Rural | Q4 |
| 31711 | Large Rural | Q3 |
| 31712 | Large Rural | Q3 |
| 31714 | Small Rural | Q4 |
| 31716 | Urban | Q3 |
| 31719 | Large Rural | Q4 |
| 31720 | Large Rural | Q4 |
| 31721 | Urban | Q2 |
| 31722 | Isolated | Q2 |
| 31727 | Large Rural | Q4 |
| 31730 | Small Rural | Q4 |
| 31733 | Large Rural | Q1 |
| 31735 | Large Rural | Q3 |
| 31738 | Large Rural | Q3 |
| 31739 | Small Rural | Q4 |
| 31743 | Large Rural | Q4 |

Appendix D. List of 5-Digit Zip Codes and Mapping to Urban and Socioeconomic Status Categories

| 5-Digit Zip Code | Rural/Urban Categorization | SES Quartile |
|------------------|----------------------------|--------------|
| 31744 | Large Rural | Q4 |
| 31747 | Isolated | Q4 |
| 31749 | Large Rural | Q4 |
| 31750 | Large Rural | Q4 |
| 31753 | Large Rural | Q4 |
| 31756 | Large Rural | Q2 |
| 31757 | Large Rural | Q3 |
| 31758 | Large Rural | Q4 |
| 31760 | Small Rural | Q3 |
| 31763 | Urban | Q2 |
| 31764 | Large Rural | Q2 |
| 31765 | Large Rural | Q3 |
| 31768 | Large Rural | Q4 |
| 31769 | Small Rural | Q3 |
| 31771 | Large Rural | Q3 |
| 31772 | Urban | Q3 |
| 31773 | Large Rural | Q3 |
| 31774 | Small Rural | Q3 |
| 31775 | Large Rural | Q3 |
| 31776 | Large Rural | Q4 |
| 31778 | Large Rural | Q3 |
| 31779 | Small Rural | Q4 |
| 31780 | Large Rural | Q3 |
| 31781 | Small Rural | Q3 |
| 31782 | Urban | Q4 |
| 31783 | Isolated | Q2 |
| 31784 | Urban | Q3 |
| 31787 | Urban | Q3 |
| 31788 | Large Rural | Q4 |
| 31789 | Small Rural | Q2 |
| 31790 | Isolated | Q3 |
| 31791 | Urban | Q3 |
| 31792 | Large Rural | Q4 |
| 31793 | Large Rural | Q3 |
| 31794 | Large Rural | Q4 |
| 31795 | Large Rural | Q3 |
| 31796 | Urban | Q3 |
| 31798 | Small Rural | Q2 |
| 31799 | Large Rural | Q4 |
| 31801 | Urban | Q2 |
| 31803 | Urban | Q4 |
| 31804 | Urban | Q1 |
| 31805 | Urban | Q3 |
| 31806 | Large Rural | Q4 |

Appendix D. List of 5-Digit Zip Codes and Mapping to Urban and Socioeconomic Status Categories

| 5-Digit Zip Code | Rural/Urban Categorization | SES Quartile |
|------------------|----------------------------|--------------|
| 31807 | Urban | Q1 |
| 31808 | Urban | Q1 |
| 31810 | Urban | Q2 |
| 31811 | Urban | Q2 |
| 31812 | Urban | Q3 |
| 31814 | Urban | Q3 |
| 31815 | Urban | Q4 |
| 31816 | Urban | Q4 |
| 31820 | Urban | Q1 |
| 31821 | Urban | Q3 |
| 31822 | Urban | Q2 |
| 31823 | Urban | Q4 |
| 31824 | Urban | Q3 |
| 31825 | Isolated | Q4 |
| 31826 | Urban | Q3 |
| 31827 | Urban | Q4 |
| 31829 | Urban | Q1 |
| 31830 | Isolated | Q3 |
| 31831 | Urban | Q2 |
| 31832 | Urban | Q2 |
| 31833 | Large Rural | Q4 |
| 31836 | Urban | Q3 |
| 31901 | Urban | Q4 |
| 31902 | Urban | Q4 |
| 31903 | Urban | Q4 |
| 31904 | Urban | Q3 |
| 31905 | Urban | Q2 |
| 31906 | Urban | Q4 |
| 31907 | Urban | Q3 |
| 31908 | Urban | Q3 |
| 31909 | Urban | Q2 |
| 31914 | Urban | Q3 |
| 31917 | Urban | Q3 |
| 31993 | Urban | Q3 |
| 31995 | Urban | Q2 |
| 31997 | Urban | Q3 |
| 31998 | Urban | Q4 |
| 31999 | Urban | Q4 |
| 32003 | Urban | Q1 |
| 32004 | Urban | Q1 |
| 32006 | Urban | Q1 |
| 32007 | Large Rural | Q4 |
| 32008 | Isolated | Q3 |
| 32009 | Urban | Q2 |

Appendix D. List of 5-Digit Zip Codes and Mapping to Urban and Socioeconomic Status Categories

| 5-Digit Zip Code | Rural/Urban Categorization | SES Quartile |
|------------------|----------------------------|--------------|
| 32011 | Urban | Q2 |
| 32013 | Isolated | Q3 |
| 32024 | Large Rural | Q2 |
| 32025 | Large Rural | Q3 |
| 32026 | Urban | Q2 |
| 32030 | Urban | Q2 |
| 32033 | Urban | Q2 |
| 32034 | Urban | Q2 |
| 32035 | Urban | Q2 |
| 32038 | Urban | Q2 |
| 32040 | Urban | Q2 |
| 32041 | Urban | Q2 |
| 32042 | Urban | Q2 |
| 32043 | Urban | Q2 |
| 32044 | Urban | Q2 |
| 32046 | Urban | Q3 |
| 32050 | Urban | Q2 |
| 32052 | Small Rural | Q4 |
| 32053 | Urban | Q3 |
| 32054 | Small Rural | Q3 |
| 32055 | Large Rural | Q3 |
| 32056 | Large Rural | Q3 |
| 32058 | Urban | Q3 |
| 32059 | Urban | Q2 |
| 32060 | Small Rural | Q3 |
| 32061 | Large Rural | Q3 |
| 32062 | Isolated | Q2 |
| 32063 | Urban | Q3 |
| 32064 | Small Rural | Q4 |
| 32065 | Urban | Q2 |
| 32066 | Isolated | Q3 |
| 32067 | Urban | Q2 |
| 32068 | Urban | Q2 |
| 32071 | Urban | Q3 |
| 32072 | Urban | Q1 |
| 32073 | Urban | Q2 |
| 32079 | Urban | Q2 |
| 32080 | Urban | Q1 |
| 32081 | Urban | Q1 |
| 32082 | Urban | Q1 |
| 32083 | Large Rural | Q3 |
| 32084 | Urban | Q3 |
| 32085 | Urban | Q3 |
| 32086 | Urban | Q2 |

Appendix D. List of 5-Digit Zip Codes and Mapping to Urban and Socioeconomic Status Categories

| 5-Digit Zip Code | Rural/Urban Categorization | SES Quartile |
|------------------|----------------------------|--------------|
| 32087 | Urban | Q4 |
| 32091 | Urban | Q3 |
| 32092 | Urban | Q1 |
| 32094 | Isolated | Q3 |
| 32095 | Urban | Q1 |
| 32096 | Isolated | Q3 |
| 32097 | Urban | Q2 |
| 32099 | Urban | Q2 |
| 32102 | Isolated | Q3 |
| 32105 | Isolated | Q3 |
| 32110 | Urban | Q3 |
| 32111 | Urban | Q3 |
| 32112 | Large Rural | Q4 |
| 32113 | Urban | Q3 |
| 32114 | Urban | Q4 |
| 32115 | Urban | Q4 |
| 32116 | Urban | Q3 |
| 32117 | Urban | Q4 |
| 32118 | Urban | Q3 |
| 32119 | Urban | Q3 |
| 32120 | Urban | Q4 |
| 32121 | Urban | Q3 |
| 32122 | Urban | Q4 |
| 32123 | Urban | Q3 |
| 32124 | Urban | Q2 |
| 32125 | Urban | Q4 |
| 32126 | Urban | Q3 |
| 32127 | Urban | Q2 |
| 32128 | Urban | Q1 |
| 32129 | Urban | Q2 |
| 32130 | Urban | Q2 |
| 32131 | Large Rural | Q3 |
| 32132 | Urban | Q2 |
| 32133 | Urban | Q1 |
| 32134 | Urban | Q3 |
| 32135 | Urban | Q2 |
| 32136 | Urban | Q1 |
| 32137 | Urban | Q2 |
| 32138 | Urban | Q2 |
| 32139 | Isolated | Q3 |
| 32140 | Urban | Q2 |
| 32141 | Urban | Q1 |
| 32142 | Urban | Q1 |
| 32143 | Urban | Q1 |

Appendix D. List of 5-Digit Zip Codes and Mapping to Urban and Socioeconomic Status Categories

| 5-Digit Zip Code | Rural/Urban Categorization | SES Quartile |
|------------------|----------------------------|--------------|
| 32145 | Urban | Q3 |
| 32147 | Large Rural | Q3 |
| 32148 | Large Rural | Q4 |
| 32149 | Large Rural | Q4 |
| 32157 | Large Rural | Q2 |
| 32158 | Urban | Q1 |
| 32159 | Urban | Q1 |
| 32160 | Urban | Q2 |
| 32162 | Urban | Q1 |
| 32163 | Urban | Q2 |
| 32164 | Urban | Q2 |
| 32168 | Urban | Q2 |
| 32169 | Urban | Q1 |
| 32170 | Urban | Q2 |
| 32173 | Urban | Q2 |
| 32174 | Urban | Q2 |
| 32175 | Urban | Q2 |
| 32176 | Urban | Q2 |
| 32177 | Large Rural | Q4 |
| 32178 | Large Rural | Q4 |
| 32179 | Urban | Q3 |
| 32180 | Isolated | Q3 |
| 32181 | Large Rural | Q2 |
| 32182 | Urban | Q3 |
| 32183 | Urban | Q3 |
| 32185 | Urban | Q2 |
| 32187 | Large Rural | Q2 |
| 32189 | Urban | Q3 |
| 32190 | Urban | Q3 |
| 32192 | Urban | Q2 |
| 32193 | Large Rural | Q3 |
| 32195 | Urban | Q1 |
| 32198 | Urban | Q4 |
| 32201 | Urban | Q4 |
| 32202 | Urban | Q4 |
| 32203 | Urban | Q4 |
| 32204 | Urban | Q4 |
| 32205 | Urban | Q4 |
| 32206 | Urban | Q4 |
| 32207 | Urban | Q4 |
| 32208 | Urban | Q4 |
| 32209 | Urban | Q4 |
| 32210 | Urban | Q4 |
| 32211 | Urban | Q4 |

Appendix D. List of 5-Digit Zip Codes and Mapping to Urban and Socioeconomic Status Categories

| 5-Digit Zip Code | Rural/Urban Categorization | SES Quartile |
|------------------|----------------------------|--------------|
| 32212 | Urban | Q3 |
| 32214 | Urban | Q3 |
| 32216 | Urban | Q4 |
| 32217 | Urban | Q3 |
| 32218 | Urban | Q3 |
| 32219 | Urban | Q3 |
| 32220 | Urban | Q2 |
| 32221 | Urban | Q2 |
| 32222 | Urban | Q1 |
| 32223 | Urban | Q1 |
| 32224 | Urban | Q2 |
| 32225 | Urban | Q1 |
| 32226 | Urban | Q1 |
| 32227 | Urban | Q2 |
| 32228 | Urban | Q1 |
| 32229 | Urban | Q3 |
| 32231 | Urban | Q4 |
| 32232 | Urban | Q4 |
| 32233 | Urban | Q3 |
| 32234 | Urban | Q2 |
| 32235 | Urban | Q1 |
| 32236 | Urban | Q4 |
| 32237 | Urban | Q2 |
| 32238 | Urban | Q3 |
| 32239 | Urban | Q3 |
| 32240 | Urban | Q2 |
| 32241 | Urban | Q2 |
| 32244 | Urban | Q3 |
| 32245 | Urban | Q3 |
| 32246 | Urban | Q3 |
| 32247 | Urban | Q4 |
| 32250 | Urban | Q2 |
| 32254 | Urban | Q4 |
| 32255 | Urban | Q4 |
| 32256 | Urban | Q2 |
| 32257 | Urban | Q2 |
| 32258 | Urban | Q1 |
| 32259 | Urban | Q1 |
| 32260 | Urban | Q1 |
| 32266 | Urban | Q1 |
| 32277 | Urban | Q3 |
| 32301 | Urban | Q4 |
| 32302 | Urban | Q4 |
| 32303 | Urban | Q3 |

Appendix D. List of 5-Digit Zip Codes and Mapping to Urban and Socioeconomic Status Categories

| 5-Digit Zip Code | Rural/Urban Categorization | SES Quartile |
|------------------|----------------------------|--------------|
| 32304 | Urban | Q4 |
| 32305 | Urban | Q4 |
| 32306 | Urban | Q4 |
| 32307 | Urban | Q4 |
| 32308 | Urban | Q3 |
| 32309 | Urban | Q1 |
| 32310 | Urban | Q4 |
| 32311 | Urban | Q1 |
| 32312 | Urban | Q1 |
| 32313 | Urban | Q4 |
| 32314 | Urban | Q4 |
| 32315 | Urban | Q3 |
| 32316 | Urban | Q4 |
| 32317 | Urban | Q1 |
| 32318 | Urban | Q3 |
| 32320 | Small Rural | Q2 |
| 32321 | Urban | Q4 |
| 32322 | Urban | Q4 |
| 32323 | Urban | Q4 |
| 32324 | Urban | Q4 |
| 32326 | Urban | Q3 |
| 32327 | Urban | Q3 |
| 32328 | Small Rural | Q3 |
| 32329 | Small Rural | Q2 |
| 32330 | Urban | Q4 |
| 32331 | Urban | Q3 |
| 32332 | Urban | Q4 |
| 32333 | Urban | Q3 |
| 32334 | Urban | Q2 |
| 32335 | Urban | Q3 |
| 32336 | Urban | Q2 |
| 32337 | Urban | Q3 |
| 32340 | Small Rural | Q4 |
| 32341 | Small Rural | Q4 |
| 32343 | Urban | Q3 |
| 32344 | Urban | Q3 |
| 32345 | Urban | Q3 |
| 32346 | Urban | Q3 |
| 32347 | Small Rural | Q2 |
| 32348 | Isolated | Q3 |
| 32350 | Urban | Q2 |
| 32351 | Urban | Q4 |
| 32352 | Urban | Q3 |
| 32353 | Urban | Q4 |

Appendix D. List of 5-Digit Zip Codes and Mapping to Urban and Socioeconomic Status Categories

| 5-Digit Zip Code | Rural/Urban Categorization | SES Quartile |
|------------------|----------------------------|--------------|
| 32355 | Urban | Q3 |
| 32356 | Isolated | Q1 |
| 32357 | Urban | Q3 |
| 32358 | Urban | Q1 |
| 32359 | Isolated | Q2 |
| 32360 | Urban | Q2 |
| 32361 | Urban | Q2 |
| 32362 | Urban | Q4 |
| 32395 | Urban | Q4 |
| 32399 | Urban | Missing |
| 32401 | Urban | Q4 |
| 32402 | Urban | Q4 |
| 32403 | Urban | Q2 |
| 32404 | Urban | Q3 |
| 32405 | Urban | Q3 |
| 32406 | Urban | Q3 |
| 32407 | Urban | Q2 |
| 32408 | Urban | Q2 |
| 32409 | Urban | Q2 |
| 32410 | Urban | Q1 |
| 32411 | Urban | Q2 |
| 32412 | Urban | Q4 |
| 32413 | Urban | Q2 |
| 32417 | Urban | Q2 |
| 32420 | Small Rural | Q3 |
| 32421 | Urban | Q3 |
| 32422 | Urban | Q4 |
| 32423 | Small Rural | Q1 |
| 32424 | Urban | Q4 |
| 32425 | Small Rural | Q3 |
| 32426 | Isolated | Q3 |
| 32427 | Urban | Q3 |
| 32428 | Urban | Q3 |
| 32430 | Urban | Q2 |
| 32431 | Isolated | Q3 |
| 32432 | Small Rural | Q1 |
| 32433 | Urban | Q4 |
| 32434 | Urban | Q4 |
| 32435 | Urban | Q3 |
| 32437 | Urban | Q3 |
| 32438 | Urban | Q3 |
| 32439 | Urban | Q3 |
| 32440 | Small Rural | Q4 |
| 32442 | Small Rural | Q2 |

Appendix D. List of 5-Digit Zip Codes and Mapping to Urban and Socioeconomic Status Categories

| 5-Digit Zip Code | Rural/Urban Categorization | SES Quartile |
|------------------|----------------------------|--------------|
| 32443 | Small Rural | Q3 |
| 32444 | Urban | Q2 |
| 32445 | Small Rural | Q3 |
| 32446 | Small Rural | Q3 |
| 32447 | Small Rural | Q1 |
| 32448 | Small Rural | Q4 |
| 32449 | Urban | Q1 |
| 32452 | Small Rural | Q3 |
| 32455 | Urban | Q4 |
| 32456 | Small Rural | Q2 |
| 32457 | Small Rural | Q2 |
| 32459 | Urban | Q1 |
| 32460 | Urban | Q3 |
| 32461 | Urban | Q1 |
| 32462 | Urban | Q3 |
| 32463 | Urban | Q4 |
| 32464 | Urban | Q3 |
| 32465 | Urban | Q3 |
| 32466 | Urban | Q2 |
| 32501 | Urban | Q4 |
| 32502 | Urban | Q3 |
| 32503 | Urban | Q3 |
| 32504 | Urban | Q2 |
| 32505 | Urban | Q4 |
| 32506 | Urban | Q3 |
| 32507 | Urban | Q3 |
| 32508 | Urban | Q1 |
| 32509 | Urban | Q1 |
| 32511 | Urban | Q1 |
| 32512 | Urban | Q3 |
| 32513 | Urban | Q3 |
| 32514 | Urban | Q3 |
| 32516 | Urban | Q3 |
| 32520 | Urban | Q3 |
| 32521 | Urban | Q3 |
| 32522 | Urban | Q4 |
| 32523 | Urban | Q4 |
| 32524 | Urban | Q2 |
| 32526 | Urban | Q1 |
| 32530 | Urban | Q2 |
| 32531 | Urban | Q2 |
| 32533 | Urban | Q2 |
| 32534 | Urban | Q3 |
| 32535 | Urban | Q3 |

Appendix D. List of 5-Digit Zip Codes and Mapping to Urban and Socioeconomic Status Categories

| 5-Digit Zip Code | Rural/Urban Categorization | SES Quartile |
|------------------|----------------------------|--------------|
| 32536 | Urban | Q2 |
| 32537 | Urban | Q2 |
| 32538 | Urban | Q2 |
| 32539 | Urban | Q3 |
| 32540 | Urban | Q1 |
| 32541 | Urban | Q1 |
| 32542 | Urban | Q1 |
| 32544 | Urban | Q2 |
| 32547 | Urban | Q3 |
| 32548 | Urban | Q3 |
| 32549 | Urban | Q3 |
| 32550 | Urban | Q1 |
| 32559 | Urban | Q1 |
| 32560 | Urban | Q2 |
| 32561 | Urban | Q1 |
| 32562 | Urban | Q1 |
| 32563 | Urban | Q1 |
| 32564 | Urban | Q2 |
| 32565 | Urban | Q2 |
| 32566 | Urban | Q1 |
| 32567 | Urban | Q2 |
| 32568 | Urban | Q2 |
| 32569 | Urban | Q2 |
| 32570 | Urban | Q3 |
| 32571 | Urban | Q1 |
| 32572 | Urban | Q3 |
| 32577 | Urban | Q2 |
| 32578 | Urban | Q1 |
| 32579 | Urban | Q2 |
| 32580 | Urban | Q2 |
| 32583 | Urban | Q3 |
| 32588 | Urban | Q1 |
| 32591 | Urban | Q3 |
| 32601 | Urban | Q4 |
| 32602 | Urban | Q4 |
| 32603 | Urban | Q4 |
| 32604 | Urban | Q4 |
| 32605 | Urban | Q1 |
| 32606 | Urban | Q2 |
| 32607 | Urban | Q3 |
| 32608 | Urban | Q3 |
| 32609 | Urban | Q4 |
| 32610 | Urban | Q4 |
| 32611 | Urban | Q4 |

Appendix D. List of 5-Digit Zip Codes and Mapping to Urban and Socioeconomic Status Categories

| 5-Digit Zip Code | Rural/Urban Categorization | SES Quartile |
|------------------|----------------------------|--------------|
| 32612 | Urban | Q1 |
| 32614 | Urban | Q3 |
| 32615 | Urban | Q2 |
| 32616 | Urban | Q3 |
| 32617 | Urban | Q2 |
| 32618 | Urban | Q2 |
| 32619 | Isolated | Q3 |
| 32621 | Urban | Q3 |
| 32622 | Urban | Q2 |
| 32625 | Isolated | Q1 |
| 32626 | Isolated | Q4 |
| 32627 | Urban | Q4 |
| 32628 | Urban | Q4 |
| 32631 | Urban | Q1 |
| 32633 | Urban | Q1 |
| 32634 | Urban | Q3 |
| 32635 | Urban | Q1 |
| 32639 | Isolated | Q1 |
| 32640 | Urban | Q3 |
| 32641 | Urban | Q4 |
| 32643 | Urban | Q2 |
| 32644 | Isolated | Q4 |
| 32648 | Urban | Q1 |
| 32653 | Urban | Q1 |
| 32654 | Urban | Q3 |
| 32655 | Urban | Q2 |
| 32656 | Urban | Q2 |
| 32658 | Urban | Q2 |
| 32662 | Urban | Q3 |
| 32663 | Urban | Q3 |
| 32664 | Urban | Q1 |
| 32666 | Urban | Q2 |
| 32667 | Urban | Q1 |
| 32668 | Urban | Q2 |
| 32669 | Urban | Q1 |
| 32680 | Urban | Q3 |
| 32681 | Urban | Q2 |
| 32683 | Isolated | Q3 |
| 32686 | Urban | Q3 |
| 32692 | Urban | Q1 |
| 32693 | Urban | Q3 |
| 32694 | Urban | Q3 |
| 32696 | Urban | Q3 |
| 32697 | Urban | Q4 |

Appendix D. List of 5-Digit Zip Codes and Mapping to Urban and Socioeconomic Status Categories

| 5-Digit Zip Code | Rural/Urban Categorization | SES Quartile |
|------------------|----------------------------|--------------|
| 32701 | Urban | Q3 |
| 32702 | Urban | Q4 |
| 32703 | Urban | Q4 |
| 32704 | Urban | Q2 |
| 32706 | Urban | Q2 |
| 32707 | Urban | Q2 |
| 32708 | Urban | Q1 |
| 32709 | Urban | Q3 |
| 32710 | Urban | Q4 |
| 32712 | Urban | Q2 |
| 32713 | Urban | Q2 |
| 32714 | Urban | Q3 |
| 32715 | Urban | Q3 |
| 32716 | Urban | Q3 |
| 32718 | Urban | Q2 |
| 32719 | Urban | Q1 |
| 32720 | Urban | Q3 |
| 32721 | Urban | Q3 |
| 32722 | Urban | Q3 |
| 32723 | Urban | Q3 |
| 32724 | Urban | Q3 |
| 32725 | Urban | Q2 |
| 32726 | Urban | Q3 |
| 32727 | Urban | Q3 |
| 32728 | Urban | Q2 |
| 32730 | Urban | Q3 |
| 32732 | Urban | Q1 |
| 32733 | Urban | Q3 |
| 32735 | Urban | Q1 |
| 32736 | Urban | Q2 |
| 32738 | Urban | Q2 |
| 32739 | Urban | Q2 |
| 32744 | Urban | Q2 |
| 32745 | Urban | Q1 |
| 32746 | Urban | Q1 |
| 32747 | Urban | Q3 |
| 32750 | Urban | Q1 |
| 32751 | Urban | Q1 |
| 32752 | Urban | Q1 |
| 32753 | Urban | Q2 |
| 32754 | Urban | Q2 |
| 32756 | Urban | Q2 |
| 32757 | Urban | Q2 |
| 32759 | Urban | Q2 |

Appendix D. List of 5-Digit Zip Codes and Mapping to Urban and Socioeconomic Status Categories

| 5-Digit Zip Code | Rural/Urban Categorization | SES Quartile |
|------------------|----------------------------|--------------|
| 32762 | Urban | Q2 |
| 32763 | Urban | Q3 |
| 32764 | Urban | Q2 |
| 32765 | Urban | Q2 |
| 32766 | Urban | Q1 |
| 32767 | Urban | Q4 |
| 32768 | Urban | Q2 |
| 32771 | Urban | Q3 |
| 32772 | Urban | Q3 |
| 32773 | Urban | Q3 |
| 32774 | Urban | Q3 |
| 32775 | Urban | Q2 |
| 32776 | Urban | Q2 |
| 32777 | Urban | Q2 |
| 32778 | Urban | Q2 |
| 32779 | Urban | Q1 |
| 32780 | Urban | Q3 |
| 32781 | Urban | Q3 |
| 32783 | Urban | Q3 |
| 32784 | Urban | Q3 |
| 32789 | Urban | Q2 |
| 32790 | Urban | Q2 |
| 32791 | Urban | Q1 |
| 32792 | Urban | Q3 |
| 32793 | Urban | Q3 |
| 32794 | Urban | Q1 |
| 32795 | Urban | Q1 |
| 32796 | Urban | Q3 |
| 32798 | Urban | Q2 |
| 32799 | Urban | Q1 |
| 32801 | Urban | Q3 |
| 32802 | Urban | Q3 |
| 32803 | Urban | Q1 |
| 32804 | Urban | Q2 |
| 32805 | Urban | Q4 |
| 32806 | Urban | Q2 |
| 32807 | Urban | Q4 |
| 32808 | Urban | Q4 |
| 32809 | Urban | Q4 |
| 32810 | Urban | Q4 |
| 32811 | Urban | Q4 |
| 32812 | Urban | Q3 |
| 32814 | Urban | Q1 |
| 32815 | Urban | Q3 |

Appendix D. List of 5-Digit Zip Codes and Mapping to Urban and Socioeconomic Status Categories

| 5-Digit Zip Code | Rural/Urban Categorization | SES Quartile |
|------------------|----------------------------|--------------|
| 32816 | Urban | Q3 |
| 32817 | Urban | Q3 |
| 32818 | Urban | Q4 |
| 32819 | Urban | Q2 |
| 32820 | Urban | Q2 |
| 32821 | Urban | Q3 |
| 32822 | Urban | Q4 |
| 32824 | Urban | Q3 |
| 32825 | Urban | Q3 |
| 32826 | Urban | Q3 |
| 32827 | Urban | Q1 |
| 32828 | Urban | Q2 |
| 32829 | Urban | Q2 |
| 32830 | Urban | Q1 |
| 32831 | Urban | Q2 |
| 32832 | Urban | Q1 |
| 32833 | Urban | Q2 |
| 32834 | Urban | Q3 |
| 32835 | Urban | Q3 |
| 32836 | Urban | Q2 |
| 32837 | Urban | Q2 |
| 32839 | Urban | Q4 |
| 32853 | Urban | Q1 |
| 32854 | Urban | Q2 |
| 32855 | Urban | Q4 |
| 32856 | Urban | Q2 |
| 32857 | Urban | Q4 |
| 32858 | Urban | Q4 |
| 32859 | Urban | Q4 |
| 32860 | Urban | Q4 |
| 32861 | Urban | Q4 |
| 32862 | Urban | Q1 |
| 32867 | Urban | Q3 |
| 32868 | Urban | Q4 |
| 32869 | Urban | Q2 |
| 32872 | Urban | Q4 |
| 32877 | Urban | Q2 |
| 32878 | Urban | Q3 |
| 32885 | Urban | Q1 |
| 32886 | Urban | Q3 |
| 32887 | Urban | Q3 |
| 32891 | Urban | Q1 |
| 32896 | Urban | Q3 |
| 32897 | Urban | Q3 |

Appendix D. List of 5-Digit Zip Codes and Mapping to Urban and Socioeconomic Status Categories

| 5-Digit Zip Code | Rural/Urban Categorization | SES Quartile |
|------------------|----------------------------|--------------|
| 32899 | Urban | Q3 |
| 32901 | Urban | Q4 |
| 32902 | Urban | Q4 |
| 32903 | Urban | Q1 |
| 32904 | Urban | Q2 |
| 32905 | Urban | Q4 |
| 32906 | Urban | Q4 |
| 32907 | Urban | Q2 |
| 32908 | Urban | Q3 |
| 32909 | Urban | Q2 |
| 32910 | Urban | Q2 |
| 32911 | Urban | Q3 |
| 32912 | Urban | Q2 |
| 32919 | Urban | Q4 |
| 32920 | Urban | Q2 |
| 32922 | Urban | Q4 |
| 32923 | Urban | Q4 |
| 32924 | Urban | Q4 |
| 32925 | Urban | Q2 |
| 32926 | Urban | Q2 |
| 32927 | Urban | Q2 |
| 32931 | Urban | Q2 |
| 32932 | Urban | Q2 |
| 32934 | Urban | Q1 |
| 32935 | Urban | Q3 |
| 32936 | Urban | Q3 |
| 32937 | Urban | Q1 |
| 32940 | Urban | Q1 |
| 32941 | Urban | Q1 |
| 32948 | Urban | Q4 |
| 32949 | Urban | Q1 |
| 32950 | Urban | Q1 |
| 32951 | Urban | Q1 |
| 32952 | Urban | Q1 |
| 32953 | Urban | Q3 |
| 32954 | Urban | Q3 |
| 32955 | Urban | Q2 |
| 32956 | Urban | Q2 |
| 32957 | Urban | Q2 |
| 32958 | Urban | Q2 |
| 32959 | Urban | Q2 |
| 32960 | Urban | Q4 |
| 32961 | Urban | Q4 |
| 32962 | Urban | Q2 |

Appendix D. List of 5-Digit Zip Codes and Mapping to Urban and Socioeconomic Status Categories

| 5-Digit Zip Code | Rural/Urban Categorization | SES Quartile |
|------------------|----------------------------|--------------|
| 32963 | Urban | Q1 |
| 32964 | Urban | Q1 |
| 32965 | Urban | Q2 |
| 32966 | Urban | Q2 |
| 32967 | Urban | Q3 |
| 32968 | Urban | Q1 |
| 32969 | Urban | Q2 |
| 32970 | Urban | Q2 |
| 32971 | Urban | Q3 |
| 32976 | Urban | Q2 |
| 32978 | Urban | Q2 |
| 33001 | Isolated | Q1 |
| 33002 | Urban | Q4 |
| 33004 | Urban | Q4 |
| 33008 | Urban | Q4 |
| 33009 | Urban | Q4 |
| 33010 | Urban | Q4 |
| 33011 | Urban | Q4 |
| 33012 | Urban | Q4 |
| 33013 | Urban | Q4 |
| 33014 | Urban | Q4 |
| 33015 | Urban | Q3 |
| 33016 | Urban | Q4 |
| 33017 | Urban | Q3 |
| 33018 | Urban | Q3 |
| 33019 | Urban | Q2 |
| 33020 | Urban | Q4 |
| 33021 | Urban | Q3 |
| 33022 | Urban | Q4 |
| 33023 | Urban | Q4 |
| 33024 | Urban | Q3 |
| 33025 | Urban | Q3 |
| 33026 | Urban | Q1 |
| 33027 | Urban | Q1 |
| 33028 | Urban | Q1 |
| 33029 | Urban | Q1 |
| 33030 | Urban | Q4 |
| 33031 | Urban | Q2 |
| 33032 | Urban | Q4 |
| 33033 | Urban | Q4 |
| 33034 | Urban | Q4 |
| 33035 | Urban | Q4 |
| 33036 | Large Rural | Q1 |
| 33037 | Large Rural | Q2 |

Appendix D. List of 5-Digit Zip Codes and Mapping to Urban and Socioeconomic Status Categories

| 5-Digit Zip Code | Rural/Urban Categorization | SES Quartile |
|------------------|----------------------------|--------------|
| 33039 | Urban | Q4 |
| 33040 | Large Rural | Q3 |
| 33041 | Large Rural | Q3 |
| 33042 | Large Rural | Q1 |
| 33043 | Large Rural | Q1 |
| 33045 | Large Rural | Q3 |
| 33050 | Small Rural | Q3 |
| 33051 | Small Rural | Q1 |
| 33052 | Small Rural | Q3 |
| 33054 | Urban | Q4 |
| 33055 | Urban | Q4 |
| 33056 | Urban | Q4 |
| 33060 | Urban | Q4 |
| 33061 | Urban | Q2 |
| 33062 | Urban | Q2 |
| 33063 | Urban | Q3 |
| 33064 | Urban | Q4 |
| 33065 | Urban | Q4 |
| 33066 | Urban | Q1 |
| 33067 | Urban | Q1 |
| 33068 | Urban | Q4 |
| 33069 | Urban | Q4 |
| 33070 | Large Rural | Q2 |
| 33071 | Urban | Q2 |
| 33072 | Urban | Q4 |
| 33073 | Urban | Q2 |
| 33074 | Urban | Q4 |
| 33075 | Urban | Q4 |
| 33076 | Urban | Q1 |
| 33077 | Urban | Q2 |
| 33081 | Urban | Q3 |
| 33082 | Urban | Q1 |
| 33083 | Urban | Q3 |
| 33084 | Urban | Q3 |
| 33090 | Urban | Q4 |
| 33092 | Urban | Q4 |
| 33093 | Urban | Q3 |
| 33097 | Urban | Q2 |
| 33101 | Urban | Missing |
| 33102 | Urban | Missing |
| 33106 | Urban | Q4 |
| 33109 | Urban | Q2 |
| 33111 | Urban | Q2 |
| 33112 | Urban | Q4 |

Appendix D. List of 5-Digit Zip Codes and Mapping to Urban and Socioeconomic Status Categories

| 5-Digit Zip Code | Rural/Urban Categorization | SES Quartile |
|------------------|----------------------------|--------------|
| 33114 | Urban | Q3 |
| 33116 | Urban | Q2 |
| 33119 | Urban | Q3 |
| 33122 | Urban | Missing |
| 33124 | Urban | Q3 |
| 33125 | Urban | Q4 |
| 33126 | Urban | Q4 |
| 33127 | Urban | Q4 |
| 33128 | Urban | Q4 |
| 33129 | Urban | Q3 |
| 33130 | Urban | Q4 |
| 33131 | Urban | Q2 |
| 33132 | Urban | Q3 |
| 33133 | Urban | Q3 |
| 33134 | Urban | Q3 |
| 33135 | Urban | Q4 |
| 33136 | Urban | Q4 |
| 33137 | Urban | Q4 |
| 33138 | Urban | Q4 |
| 33139 | Urban | Q3 |
| 33140 | Urban | Q3 |
| 33141 | Urban | Q4 |
| 33142 | Urban | Q4 |
| 33143 | Urban | Q2 |
| 33144 | Urban | Q4 |
| 33145 | Urban | Q4 |
| 33146 | Urban | Q1 |
| 33147 | Urban | Q4 |
| 33149 | Urban | Q1 |
| 33150 | Urban | Q4 |
| 33151 | Urban | Q4 |
| 33152 | Urban | Missing |
| 33153 | Urban | Q4 |
| 33154 | Urban | Q2 |
| 33155 | Urban | Q3 |
| 33156 | Urban | Q1 |
| 33157 | Urban | Q3 |
| 33158 | Urban | Q1 |
| 33160 | Urban | Q2 |
| 33161 | Urban | Q4 |
| 33162 | Urban | Q4 |
| 33163 | Urban | Q2 |
| 33164 | Urban | Q4 |
| 33165 | Urban | Q3 |

Appendix D. List of 5-Digit Zip Codes and Mapping to Urban and Socioeconomic Status Categories

| 5-Digit Zip Code | Rural/Urban Categorization | SES Quartile |
|------------------|----------------------------|--------------|
| 33166 | Urban | Q3 |
| 33167 | Urban | Q4 |
| 33168 | Urban | Q4 |
| 33169 | Urban | Q4 |
| 33170 | Urban | Q4 |
| 33172 | Urban | Q4 |
| 33173 | Urban | Q2 |
| 33174 | Urban | Q4 |
| 33175 | Urban | Q3 |
| 33176 | Urban | Q2 |
| 33177 | Urban | Q3 |
| 33178 | Urban | Q2 |
| 33179 | Urban | Q3 |
| 33180 | Urban | Q2 |
| 33181 | Urban | Q4 |
| 33182 | Urban | Q2 |
| 33183 | Urban | Q3 |
| 33184 | Urban | Q3 |
| 33185 | Urban | Q2 |
| 33186 | Urban | Q2 |
| 33187 | Urban | Q2 |
| 33188 | Urban | Q4 |
| 33189 | Urban | Q3 |
| 33190 | Urban | Q3 |
| 33191 | Urban | Q4 |
| 33192 | Urban | Q4 |
| 33193 | Urban | Q3 |
| 33194 | Urban | Q2 |
| 33195 | Urban | Q3 |
| 33196 | Urban | Q2 |
| 33197 | Urban | Q3 |
| 33198 | Urban | Q4 |
| 33199 | Urban | Q4 |
| 33206 | Urban | Q4 |
| 33222 | Urban | Q4 |
| 33231 | Urban | Q2 |
| 33233 | Urban | Q3 |
| 33234 | Urban | Q3 |
| 33238 | Urban | Q4 |
| 33239 | Urban | Q3 |
| 33242 | Urban | Q4 |
| 33243 | Urban | Q2 |
| 33245 | Urban | Q4 |
| 33247 | Urban | Q4 |

Appendix D. List of 5-Digit Zip Codes and Mapping to Urban and Socioeconomic Status Categories

| 5-Digit Zip Code | Rural/Urban Categorization | SES Quartile |
|------------------|----------------------------|--------------|
| 33255 | Urban | Q3 |
| 33256 | Urban | Q1 |
| 33257 | Urban | Q3 |
| 33261 | Urban | Q4 |
| 33265 | Urban | Q3 |
| 33266 | Urban | Q3 |
| 33269 | Urban | Q4 |
| 33280 | Urban | Q2 |
| 33283 | Urban | Q3 |
| 33296 | Urban | Q2 |
| 33299 | Urban | Missing |
| 33301 | Urban | Q2 |
| 33302 | Urban | Q4 |
| 33303 | Urban | Q2 |
| 33304 | Urban | Q3 |
| 33305 | Urban | Q2 |
| 33306 | Urban | Q1 |
| 33307 | Urban | Q4 |
| 33308 | Urban | Q1 |
| 33309 | Urban | Q4 |
| 33310 | Urban | Q4 |
| 33311 | Urban | Q4 |
| 33312 | Urban | Q4 |
| 33313 | Urban | Q4 |
| 33314 | Urban | Q4 |
| 33315 | Urban | Q3 |
| 33316 | Urban | Q3 |
| 33317 | Urban | Q3 |
| 33318 | Urban | Q3 |
| 33319 | Urban | Q3 |
| 33320 | Urban | Q2 |
| 33321 | Urban | Q2 |
| 33322 | Urban | Q2 |
| 33323 | Urban | Q1 |
| 33324 | Urban | Q2 |
| 33325 | Urban | Q2 |
| 33326 | Urban | Q1 |
| 33327 | Urban | Q1 |
| 33328 | Urban | Q1 |
| 33329 | Urban | Q1 |
| 33330 | Urban | Q1 |
| 33331 | Urban | Q1 |
| 33332 | Urban | Q1 |
| 33334 | Urban | Q4 |

Appendix D. List of 5-Digit Zip Codes and Mapping to Urban and Socioeconomic Status Categories

| 5-Digit Zip Code | Rural/Urban Categorization | SES Quartile |
|------------------|----------------------------|--------------|
| 33335 | Urban | Q3 |
| 33336 | Urban | Q4 |
| 33337 | Urban | Q2 |
| 33338 | Urban | Q3 |
| 33339 | Urban | Q1 |
| 33340 | Urban | Q4 |
| 33345 | Urban | Q3 |
| 33346 | Urban | Q3 |
| 33348 | Urban | Q1 |
| 33349 | Urban | Q3 |
| 33351 | Urban | Q3 |
| 33355 | Urban | Q2 |
| 33359 | Urban | Q3 |
| 33388 | Urban | Q2 |
| 33394 | Urban | Q2 |
| 33401 | Urban | Q4 |
| 33402 | Urban | Q4 |
| 33403 | Urban | Q4 |
| 33404 | Urban | Q4 |
| 33405 | Urban | Q4 |
| 33406 | Urban | Q3 |
| 33407 | Urban | Q4 |
| 33408 | Urban | Q1 |
| 33409 | Urban | Q4 |
| 33410 | Urban | Q2 |
| 33411 | Urban | Q2 |
| 33412 | Urban | Q1 |
| 33413 | Urban | Q3 |
| 33414 | Urban | Q1 |
| 33415 | Urban | Q4 |
| 33416 | Urban | Q3 |
| 33417 | Urban | Q4 |
| 33418 | Urban | Q1 |
| 33419 | Urban | Q4 |
| 33420 | Urban | Q2 |
| 33421 | Urban | Q2 |
| 33422 | Urban | Q4 |
| 33424 | Urban | Q2 |
| 33425 | Urban | Q4 |
| 33426 | Urban | Q2 |
| 33427 | Urban | Q1 |
| 33428 | Urban | Q2 |
| 33429 | Urban | Q2 |
| 33430 | Large Rural | Q4 |

Appendix D. List of 5-Digit Zip Codes and Mapping to Urban and Socioeconomic Status Categories

| 5-Digit Zip Code | Rural/Urban Categorization | SES Quartile |
|------------------|----------------------------|--------------|
| 33431 | Urban | Q2 |
| 33432 | Urban | Q2 |
| 33433 | Urban | Q2 |
| 33434 | Urban | Q1 |
| 33435 | Urban | Q4 |
| 33436 | Urban | Q2 |
| 33437 | Urban | Q1 |
| 33438 | Small Rural | Q2 |
| 33440 | Large Rural | Q4 |
| 33441 | Urban | Q4 |
| 33442 | Urban | Q2 |
| 33443 | Urban | Q4 |
| 33444 | Urban | Q4 |
| 33445 | Urban | Q3 |
| 33446 | Urban | Q1 |
| 33448 | Urban | Q1 |
| 33449 | Urban | Q1 |
| 33454 | Urban | Q3 |
| 33455 | Urban | Q1 |
| 33458 | Urban | Q2 |
| 33459 | Large Rural | Q4 |
| 33460 | Urban | Q4 |
| 33461 | Urban | Q4 |
| 33462 | Urban | Q3 |
| 33463 | Urban | Q3 |
| 33464 | Urban | Q4 |
| 33465 | Urban | Q3 |
| 33466 | Urban | Q4 |
| 33467 | Urban | Q1 |
| 33468 | Urban | Q2 |
| 33469 | Urban | Q1 |
| 33470 | Urban | Q1 |
| 33471 | Small Rural | Q3 |
| 33472 | Urban | Q1 |
| 33473 | Urban | Q1 |
| 33474 | Urban | Q1 |
| 33475 | Urban | Q1 |
| 33476 | Small Rural | Q4 |
| 33477 | Urban | Q1 |
| 33478 | Urban | Q1 |
| 33480 | Urban | Q1 |
| 33481 | Urban | Q2 |
| 33482 | Urban | Q3 |
| 33483 | Urban | Q1 |

Appendix D. List of 5-Digit Zip Codes and Mapping to Urban and Socioeconomic Status Categories

| 5-Digit Zip Code | Rural/Urban Categorization | SES Quartile |
|------------------|----------------------------|--------------|
| 33484 | Urban | Q2 |
| 33486 | Urban | Q1 |
| 33487 | Urban | Q1 |
| 33488 | Urban | Q2 |
| 33493 | Large Rural | Q4 |
| 33496 | Urban | Q1 |
| 33497 | Urban | Q2 |
| 33498 | Urban | Q1 |
| 33499 | Urban | Q1 |
| 33503 | Urban | Q2 |
| 33508 | Urban | Q2 |
| 33509 | Urban | Q2 |
| 33510 | Urban | Q2 |
| 33511 | Urban | Q2 |
| 33513 | Urban | Q3 |
| 33514 | Urban | Q4 |
| 33521 | Urban | Q3 |
| 33523 | Urban | Q4 |
| 33524 | Urban | Q3 |
| 33525 | Urban | Q2 |
| 33526 | Urban | Q2 |
| 33527 | Urban | Q3 |
| 33530 | Urban | Q4 |
| 33534 | Urban | Q4 |
| 33537 | Urban | Q4 |
| 33538 | Small Rural | Q3 |
| 33539 | Urban | Q3 |
| 33540 | Urban | Q3 |
| 33541 | Urban | Q2 |
| 33542 | Urban | Q3 |
| 33543 | Urban | Q1 |
| 33544 | Urban | Q2 |
| 33545 | Urban | Q2 |
| 33547 | Urban | Q1 |
| 33548 | Urban | Q1 |
| 33549 | Urban | Q1 |
| 33550 | Urban | Q2 |
| 33556 | Urban | Q1 |
| 33558 | Urban | Q1 |
| 33559 | Urban | Q2 |
| 33563 | Urban | Q4 |
| 33564 | Urban | Q3 |
| 33565 | Urban | Q3 |
| 33566 | Urban | Q3 |

Appendix D. List of 5-Digit Zip Codes and Mapping to Urban and Socioeconomic Status Categories

| 5-Digit Zip Code | Rural/Urban Categorization | SES Quartile |
|------------------|----------------------------|--------------|
| 33567 | Urban | Q4 |
| 33568 | Urban | Q2 |
| 33569 | Urban | Q1 |
| 33570 | Urban | Q3 |
| 33571 | Urban | Q1 |
| 33572 | Urban | Q1 |
| 33573 | Urban | Q1 |
| 33574 | Urban | Q2 |
| 33575 | Urban | Q3 |
| 33576 | Urban | Q1 |
| 33578 | Urban | Q2 |
| 33579 | Urban | Q1 |
| 33583 | Urban | Q2 |
| 33584 | Urban | Q2 |
| 33585 | Urban | Q2 |
| 33586 | Urban | Q3 |
| 33587 | Urban | Q3 |
| 33592 | Urban | Q4 |
| 33593 | Urban | Q4 |
| 33594 | Urban | Q2 |
| 33595 | Urban | Q2 |
| 33596 | Urban | Q1 |
| 33597 | Urban | Q3 |
| 33598 | Urban | Q4 |
| 33601 | Urban | Q3 |
| 33602 | Urban | Q3 |
| 33603 | Urban | Q4 |
| 33604 | Urban | Q4 |
| 33605 | Urban | Q4 |
| 33606 | Urban | Q3 |
| 33607 | Urban | Q4 |
| 33608 | Urban | Q1 |
| 33609 | Urban | Q2 |
| 33610 | Urban | Q4 |
| 33611 | Urban | Q2 |
| 33612 | Urban | Q4 |
| 33613 | Urban | Q4 |
| 33614 | Urban | Q4 |
| 33615 | Urban | Q4 |
| 33616 | Urban | Q4 |
| 33617 | Urban | Q4 |
| 33618 | Urban | Q2 |
| 33619 | Urban | Q4 |
| 33620 | Urban | Q1 |

Appendix D. List of 5-Digit Zip Codes and Mapping to Urban and Socioeconomic Status Categories

| 5-Digit Zip Code | Rural/Urban Categorization | SES Quartile |
|------------------|----------------------------|--------------|
| 33621 | Urban | Q1 |
| 33622 | Urban | Q4 |
| 33623 | Urban | Q4 |
| 33624 | Urban | Q2 |
| 33625 | Urban | Q2 |
| 33626 | Urban | Q1 |
| 33629 | Urban | Q1 |
| 33630 | Urban | Q4 |
| 33631 | Urban | Q4 |
| 33633 | Urban | Q4 |
| 33634 | Urban | Q3 |
| 33635 | Urban | Q2 |
| 33637 | Urban | Q3 |
| 33646 | Urban | Q2 |
| 33647 | Urban | Q2 |
| 33650 | Urban | Q4 |
| 33655 | Urban | Q3 |
| 33660 | Urban | Q4 |
| 33661 | Urban | Q4 |
| 33662 | Urban | Q4 |
| 33663 | Urban | Q4 |
| 33664 | Urban | Q4 |
| 33672 | Urban | Q3 |
| 33673 | Urban | Q4 |
| 33674 | Urban | Q4 |
| 33675 | Urban | Q4 |
| 33677 | Urban | Q4 |
| 33679 | Urban | Q1 |
| 33680 | Urban | Q4 |
| 33681 | Urban | Q2 |
| 33682 | Urban | Q4 |
| 33684 | Urban | Q4 |
| 33685 | Urban | Q4 |
| 33686 | Urban | Q4 |
| 33687 | Urban | Q4 |
| 33688 | Urban | Q2 |
| 33689 | Urban | Q4 |
| 33694 | Urban | Q2 |
| 33701 | Urban | Q3 |
| 33702 | Urban | Q3 |
| 33703 | Urban | Q2 |
| 33704 | Urban | Q2 |
| 33705 | Urban | Q4 |
| 33706 | Urban | Q1 |

Appendix D. List of 5-Digit Zip Codes and Mapping to Urban and Socioeconomic Status Categories

| 5-Digit Zip Code | Rural/Urban Categorization | SES Quartile |
|------------------|----------------------------|--------------|
| 33707 | Urban | Q2 |
| 33708 | Urban | Q1 |
| 33709 | Urban | Q3 |
| 33710 | Urban | Q2 |
| 33711 | Urban | Q4 |
| 33712 | Urban | Q4 |
| 33713 | Urban | Q3 |
| 33714 | Urban | Q4 |
| 33715 | Urban | Q1 |
| 33716 | Urban | Q2 |
| 33729 | Urban | Q2 |
| 33730 | Urban | Q3 |
| 33731 | Urban | Q3 |
| 33732 | Urban | Q3 |
| 33733 | Urban | Q3 |
| 33734 | Urban | Q2 |
| 33736 | Urban | Q1 |
| 33738 | Urban | Q1 |
| 33740 | Urban | Q1 |
| 33741 | Urban | Q1 |
| 33742 | Urban | Q2 |
| 33743 | Urban | Q2 |
| 33744 | Urban | Q2 |
| 33747 | Urban | Q4 |
| 33755 | Urban | Q4 |
| 33756 | Urban | Q4 |
| 33757 | Urban | Q4 |
| 33758 | Urban | Q3 |
| 33759 | Urban | Q3 |
| 33760 | Urban | Q4 |
| 33761 | Urban | Q1 |
| 33762 | Urban | Q2 |
| 33763 | Urban | Q3 |
| 33764 | Urban | Q2 |
| 33765 | Urban | Q3 |
| 33766 | Urban | Q3 |
| 33767 | Urban | Q1 |
| 33769 | Urban | Q3 |
| 33770 | Urban | Q3 |
| 33771 | Urban | Q3 |
| 33772 | Urban | Q2 |
| 33773 | Urban | Q2 |
| 33774 | Urban | Q2 |
| 33775 | Urban | Q2 |

Appendix D. List of 5-Digit Zip Codes and Mapping to Urban and Socioeconomic Status Categories

| 5-Digit Zip Code | Rural/Urban Categorization | SES Quartile |
|------------------|----------------------------|--------------|
| 33776 | Urban | Q1 |
| 33777 | Urban | Q2 |
| 33778 | Urban | Q2 |
| 33779 | Urban | Q3 |
| 33780 | Urban | Q3 |
| 33781 | Urban | Q3 |
| 33782 | Urban | Q2 |
| 33784 | Urban | Q3 |
| 33785 | Urban | Q1 |
| 33786 | Urban | Q1 |
| 33801 | Urban | Q4 |
| 33802 | Urban | Q4 |
| 33803 | Urban | Q3 |
| 33804 | Urban | Q4 |
| 33805 | Urban | Q4 |
| 33806 | Urban | Q3 |
| 33807 | Urban | Q1 |
| 33809 | Urban | Q3 |
| 33810 | Urban | Q2 |
| 33811 | Urban | Q2 |
| 33812 | Urban | Q1 |
| 33813 | Urban | Q1 |
| 33815 | Urban | Q4 |
| 33820 | Urban | Q3 |
| 33823 | Urban | Q4 |
| 33825 | Urban | Q4 |
| 33826 | Urban | Q4 |
| 33827 | Urban | Q1 |
| 33830 | Urban | Q3 |
| 33831 | Urban | Q3 |
| 33834 | Large Rural | Q4 |
| 33835 | Urban | Q3 |
| 33836 | Urban | Q3 |
| 33837 | Urban | Q3 |
| 33838 | Urban | Q3 |
| 33839 | Urban | Q3 |
| 33840 | Urban | Q3 |
| 33841 | Urban | Q3 |
| 33843 | Small Rural | Q3 |
| 33844 | Urban | Q4 |
| 33845 | Urban | Q4 |
| 33846 | Urban | Q1 |
| 33847 | Urban | Q2 |
| 33848 | Urban | Q4 |

Appendix D. List of 5-Digit Zip Codes and Mapping to Urban and Socioeconomic Status Categories

| 5-Digit Zip Code | Rural/Urban Categorization | SES Quartile |
|------------------|----------------------------|--------------|
| 33849 | Urban | Q1 |
| 33850 | Urban | Q3 |
| 33851 | Urban | Q2 |
| 33852 | Urban | Q3 |
| 33853 | Urban | Q4 |
| 33854 | Urban | Q1 |
| 33855 | Urban | Q1 |
| 33856 | Urban | Q2 |
| 33857 | Urban | Q3 |
| 33858 | Urban | Q3 |
| 33859 | Urban | Q3 |
| 33860 | Urban | Q3 |
| 33862 | Urban | Q3 |
| 33863 | Urban | Q3 |
| 33865 | Large Rural | Q3 |
| 33867 | Small Rural | Q2 |
| 33868 | Urban | Q2 |
| 33870 | Urban | Q3 |
| 33871 | Urban | Q3 |
| 33872 | Urban | Q2 |
| 33873 | Large Rural | Q4 |
| 33875 | Urban | Q1 |
| 33876 | Urban | Q2 |
| 33877 | Urban | Q4 |
| 33880 | Urban | Q3 |
| 33881 | Urban | Q4 |
| 33882 | Urban | Q3 |
| 33883 | Urban | Q3 |
| 33884 | Urban | Q2 |
| 33885 | Urban | Q4 |
| 33888 | Urban | Q2 |
| 33890 | Isolated | Q4 |
| 33896 | Urban | Q3 |
| 33897 | Urban | Q2 |
| 33898 | Urban | Q2 |
| 33901 | Urban | Q4 |
| 33902 | Urban | Q4 |
| 33903 | Urban | Q2 |
| 33904 | Urban | Q2 |
| 33905 | Urban | Q4 |
| 33906 | Urban | Q4 |
| 33907 | Urban | Q4 |
| 33908 | Urban | Q1 |
| 33909 | Urban | Q3 |

Appendix D. List of 5-Digit Zip Codes and Mapping to Urban and Socioeconomic Status Categories

| 5-Digit Zip Code | Rural/Urban Categorization | SES Quartile |
|------------------|----------------------------|--------------|
| 33910 | Urban | Q2 |
| 33911 | Urban | Q4 |
| 33912 | Urban | Q1 |
| 33913 | Urban | Q1 |
| 33914 | Urban | Q2 |
| 33915 | Urban | Q3 |
| 33916 | Urban | Q4 |
| 33917 | Urban | Q2 |
| 33918 | Urban | Q2 |
| 33919 | Urban | Q1 |
| 33920 | Urban | Q2 |
| 33921 | Isolated | Q1 |
| 33922 | Urban | Q2 |
| 33924 | Urban | Q2 |
| 33927 | Urban | Q1 |
| 33928 | Urban | Q1 |
| 33929 | Urban | Q1 |
| 33930 | Isolated | Q4 |
| 33931 | Urban | Q1 |
| 33932 | Urban | Q1 |
| 33935 | Urban | Q4 |
| 33936 | Urban | Q4 |
| 33938 | Urban | Q2 |
| 33944 | Small Rural | Q3 |
| 33945 | Urban | Missing |
| 33946 | Urban | Q1 |
| 33947 | Urban | Q1 |
| 33948 | Urban | Q2 |
| 33949 | Urban | Q3 |
| 33950 | Urban | Q1 |
| 33951 | Urban | Q1 |
| 33952 | Urban | Q3 |
| 33953 | Urban | Q1 |
| 33954 | Urban | Q1 |
| 33955 | Urban | Q1 |
| 33956 | Urban | Q1 |
| 33957 | Urban | Q1 |
| 33960 | Isolated | Q2 |
| 33965 | Urban | Q1 |
| 33966 | Urban | Q1 |
| 33967 | Urban | Q2 |
| 33970 | Urban | Q4 |
| 33971 | Urban | Q4 |
| 33972 | Urban | Q3 |

Appendix D. List of 5-Digit Zip Codes and Mapping to Urban and Socioeconomic Status Categories

| 5-Digit Zip Code | Rural/Urban Categorization | SES Quartile |
|------------------|----------------------------|--------------|
| 33973 | Urban | Q4 |
| 33974 | Urban | Q4 |
| 33975 | Urban | Q4 |
| 33976 | Urban | Q4 |
| 33980 | Urban | Q2 |
| 33981 | Urban | Q2 |
| 33982 | Urban | Q2 |
| 33983 | Urban | Q2 |
| 33990 | Urban | Q3 |
| 33991 | Urban | Q2 |
| 33993 | Urban | Q3 |
| 33994 | Urban | Q4 |
| 34101 | Urban | Missing |
| 34102 | Urban | Q2 |
| 34103 | Urban | Q1 |
| 34104 | Urban | Q3 |
| 34105 | Urban | Q1 |
| 34106 | Urban | Q2 |
| 34107 | Urban | Q1 |
| 34108 | Urban | Q1 |
| 34109 | Urban | Q2 |
| 34110 | Urban | Q1 |
| 34112 | Urban | Q2 |
| 34113 | Urban | Q3 |
| 34114 | Urban | Q2 |
| 34116 | Urban | Q4 |
| 34117 | Urban | Q2 |
| 34119 | Urban | Q1 |
| 34120 | Urban | Q1 |
| 34133 | Urban | Q3 |
| 34134 | Urban | Q1 |
| 34135 | Urban | Q3 |
| 34136 | Urban | Q3 |
| 34137 | Urban | Q3 |
| 34138 | Urban | Q2 |
| 34139 | Urban | Q2 |
| 34140 | Urban | Q1 |
| 34141 | Urban | Q3 |
| 34142 | Urban | Q4 |
| 34143 | Urban | Q4 |
| 34145 | Urban | Q1 |
| 34146 | Urban | Q1 |
| 34201 | Urban | Q1 |
| 34202 | Urban | Q1 |

Appendix D. List of 5-Digit Zip Codes and Mapping to Urban and Socioeconomic Status Categories

| 5-Digit Zip Code | Rural/Urban Categorization | SES Quartile |
|------------------|----------------------------|--------------|
| 34203 | Urban | Q3 |
| 34204 | Urban | Q3 |
| 34205 | Urban | Q4 |
| 34206 | Urban | Q4 |
| 34207 | Urban | Q4 |
| 34208 | Urban | Q4 |
| 34209 | Urban | Q2 |
| 34210 | Urban | Q2 |
| 34211 | Urban | Q1 |
| 34212 | Urban | Q1 |
| 34215 | Urban | Q1 |
| 34216 | Urban | Q1 |
| 34217 | Urban | Q1 |
| 34218 | Urban | Q1 |
| 34219 | Urban | Q1 |
| 34220 | Urban | Q3 |
| 34221 | Urban | Q3 |
| 34222 | Urban | Q1 |
| 34223 | Urban | Q1 |
| 34224 | Urban | Q2 |
| 34228 | Urban | Q1 |
| 34229 | Urban | Q1 |
| 34230 | Urban | Q2 |
| 34231 | Urban | Q2 |
| 34232 | Urban | Q2 |
| 34233 | Urban | Q1 |
| 34234 | Urban | Q4 |
| 34235 | Urban | Q1 |
| 34236 | Urban | Q2 |
| 34237 | Urban | Q4 |
| 34238 | Urban | Q1 |
| 34239 | Urban | Q2 |
| 34240 | Urban | Q1 |
| 34241 | Urban | Q1 |
| 34242 | Urban | Q1 |
| 34243 | Urban | Q1 |
| 34249 | Urban | Q1 |
| 34250 | Urban | Q3 |
| 34251 | Urban | Q2 |
| 34260 | Urban | Q1 |
| 34264 | Urban | Q3 |
| 34265 | Urban | Q4 |
| 34266 | Urban | Q4 |
| 34267 | Urban | Q4 |

Appendix D. List of 5-Digit Zip Codes and Mapping to Urban and Socioeconomic Status Categories

| 5-Digit Zip Code | Rural/Urban Categorization | SES Quartile |
|------------------|----------------------------|--------------|
| 34268 | Urban | Q1 |
| 34269 | Urban | Q2 |
| 34270 | Urban | Q1 |
| 34272 | Urban | Q1 |
| 34274 | Urban | Q1 |
| 34275 | Urban | Q1 |
| 34276 | Urban | Q2 |
| 34277 | Urban | Q2 |
| 34278 | Urban | Q4 |
| 34280 | Urban | Q2 |
| 34281 | Urban | Q4 |
| 34282 | Urban | Q4 |
| 34284 | Urban | Q1 |
| 34285 | Urban | Q1 |
| 34286 | Urban | Q1 |
| 34287 | Urban | Q2 |
| 34288 | Urban | Q3 |
| 34289 | Urban | Q1 |
| 34290 | Urban | Q1 |
| 34291 | Urban | Q1 |
| 34292 | Urban | Q1 |
| 34293 | Urban | Q1 |
| 34295 | Urban | Q1 |
| 34420 | Urban | Q3 |
| 34421 | Urban | Q3 |
| 34423 | Urban | Q3 |
| 34428 | Urban | Q3 |
| 34429 | Urban | Q3 |
| 34430 | Urban | Q3 |
| 34431 | Urban | Q3 |
| 34432 | Urban | Q3 |
| 34433 | Urban | Q1 |
| 34434 | Urban | Q2 |
| 34436 | Urban | Q2 |
| 34441 | Urban | Q2 |
| 34442 | Urban | Q2 |
| 34445 | Urban | Missing |
| 34446 | Urban | Q2 |
| 34447 | Urban | Q2 |
| 34448 | Urban | Q3 |
| 34449 | Urban | Q3 |
| 34450 | Urban | Q3 |
| 34451 | Urban | Q3 |
| 34452 | Urban | Q2 |

Appendix D. List of 5-Digit Zip Codes and Mapping to Urban and Socioeconomic Status Categories

| 5-Digit Zip Code | Rural/Urban Categorization | SES Quartile |
|------------------|----------------------------|--------------|
| 34453 | Urban | Q3 |
| 34460 | Urban | Q2 |
| 34461 | Urban | Q2 |
| 34464 | Urban | Q2 |
| 34465 | Urban | Q2 |
| 34470 | Urban | Q4 |
| 34471 | Urban | Q3 |
| 34472 | Urban | Q3 |
| 34473 | Urban | Q3 |
| 34474 | Urban | Q3 |
| 34475 | Urban | Q4 |
| 34476 | Urban | Q1 |
| 34477 | Urban | Q3 |
| 34478 | Urban | Q3 |
| 34479 | Urban | Q3 |
| 34480 | Urban | Q2 |
| 34481 | Urban | Q2 |
| 34482 | Urban | Q3 |
| 34483 | Urban | Q3 |
| 34484 | Urban | Q1 |
| 34487 | Urban | Q3 |
| 34488 | Urban | Q3 |
| 34489 | Urban | Q3 |
| 34491 | Urban | Q2 |
| 34492 | Urban | Q2 |
| 34498 | Urban | Q2 |
| 34601 | Urban | Q3 |
| 34602 | Urban | Q3 |
| 34603 | Urban | Q3 |
| 34604 | Urban | Q2 |
| 34605 | Urban | Q3 |
| 34606 | Urban | Q3 |
| 34607 | Urban | Q2 |
| 34608 | Urban | Q3 |
| 34609 | Urban | Q2 |
| 34610 | Urban | Q3 |
| 34611 | Urban | Q3 |
| 34613 | Urban | Q2 |
| 34614 | Urban | Q2 |
| 34636 | Urban | Q3 |
| 34637 | Urban | Q1 |
| 34638 | Urban | Q1 |
| 34639 | Urban | Q1 |
| 34652 | Urban | Q3 |

Appendix D. List of 5-Digit Zip Codes and Mapping to Urban and Socioeconomic Status Categories

| 5-Digit Zip Code | Rural/Urban Categorization | SES Quartile |
|------------------|----------------------------|--------------|
| 34653 | Urban | Q3 |
| 34654 | Urban | Q2 |
| 34655 | Urban | Q1 |
| 34656 | Urban | Q3 |
| 34660 | Urban | Q1 |
| 34661 | Urban | Q2 |
| 34667 | Urban | Q3 |
| 34668 | Urban | Q3 |
| 34669 | Urban | Q2 |
| 34673 | Urban | Q3 |
| 34674 | Urban | Q3 |
| 34677 | Urban | Q2 |
| 34679 | Urban | Q2 |
| 34680 | Urban | Q3 |
| 34681 | Urban | Q1 |
| 34682 | Urban | Q1 |
| 34683 | Urban | Q1 |
| 34684 | Urban | Q2 |
| 34685 | Urban | Q1 |
| 34688 | Urban | Q1 |
| 34689 | Urban | Q2 |
| 34690 | Urban | Q3 |
| 34691 | Urban | Q3 |
| 34692 | Urban | Q3 |
| 34695 | Urban | Q1 |
| 34697 | Urban | Q2 |
| 34698 | Urban | Q2 |
| 34705 | Urban | Q2 |
| 34711 | Urban | Q2 |
| 34712 | Urban | Q2 |
| 34713 | Urban | Q3 |
| 34714 | Urban | Q3 |
| 34715 | Urban | Q1 |
| 34729 | Urban | Q1 |
| 34731 | Urban | Q2 |
| 34734 | Urban | Q2 |
| 34736 | Urban | Q3 |
| 34737 | Urban | Q1 |
| 34739 | Urban | Q3 |
| 34740 | Urban | Q2 |
| 34741 | Urban | Q4 |
| 34742 | Urban | Q4 |
| 34743 | Urban | Q4 |
| 34744 | Urban | Q3 |

Appendix D. List of 5-Digit Zip Codes and Mapping to Urban and Socioeconomic Status Categories

| 5-Digit Zip Code | Rural/Urban Categorization | SES Quartile |
|------------------|----------------------------|--------------|
| 34745 | Urban | Q3 |
| 34746 | Urban | Q3 |
| 34747 | Urban | Q2 |
| 34748 | Urban | Q2 |
| 34749 | Urban | Q2 |
| 34753 | Urban | Q3 |
| 34755 | Urban | Q2 |
| 34756 | Urban | Q1 |
| 34758 | Urban | Q4 |
| 34759 | Urban | Q3 |
| 34760 | Urban | Q2 |
| 34761 | Urban | Q3 |
| 34762 | Urban | Q1 |
| 34769 | Urban | Q3 |
| 34770 | Urban | Q3 |
| 34771 | Urban | Q2 |
| 34772 | Urban | Q2 |
| 34773 | Urban | Q3 |
| 34777 | Urban | Q2 |
| 34778 | Urban | Q2 |
| 34785 | Urban | Q2 |
| 34786 | Urban | Q1 |
| 34787 | Urban | Q2 |
| 34788 | Urban | Q2 |
| 34789 | Urban | Q2 |
| 34797 | Urban | Q1 |
| 34945 | Urban | Q3 |
| 34946 | Urban | Q4 |
| 34947 | Urban | Q4 |
| 34948 | Urban | Q4 |
| 34949 | Urban | Q1 |
| 34950 | Urban | Q4 |
| 34951 | Urban | Q1 |
| 34952 | Urban | Q2 |
| 34953 | Urban | Q3 |
| 34954 | Urban | Q4 |
| 34956 | Urban | Q4 |
| 34957 | Urban | Q2 |
| 34958 | Urban | Q2 |
| 34972 | Large Rural | Q4 |
| 34973 | Large Rural | Q3 |
| 34974 | Large Rural | Q3 |
| 34979 | Urban | Q4 |
| 34981 | Urban | Q4 |

Appendix D. List of 5-Digit Zip Codes and Mapping to Urban and Socioeconomic Status Categories

| 5-Digit Zip Code | Rural/Urban Categorization | SES Quartile |
|------------------|----------------------------|--------------|
| 34982 | Urban | Q4 |
| 34983 | Urban | Q2 |
| 34984 | Urban | Q3 |
| 34985 | Urban | Q2 |
| 34986 | Urban | Q1 |
| 34987 | Urban | Q1 |
| 34988 | Urban | Q3 |
| 34990 | Urban | Q1 |
| 34991 | Urban | Q1 |
| 34992 | Urban | Q2 |
| 34994 | Urban | Q3 |
| 34995 | Urban | Q3 |
| 34996 | Urban | Q1 |
| 34997 | Urban | Q2 |
| 35004 | Urban | Q1 |
| 35005 | Urban | Q3 |
| 35006 | Urban | Q2 |
| 35007 | Urban | Q2 |
| 35010 | Small Rural | Q4 |
| 35011 | Small Rural | Q4 |
| 35013 | Urban | Q4 |
| 35014 | Large Rural | Q2 |
| 35015 | Urban | Q3 |
| 35016 | Urban | Q2 |
| 35019 | Small Rural | Q2 |
| 35020 | Urban | Q4 |
| 35021 | Urban | Q4 |
| 35022 | Urban | Q1 |
| 35023 | Urban | Q2 |
| 35031 | Urban | Q3 |
| 35032 | Large Rural | Q3 |
| 35033 | Urban | Q2 |
| 35034 | Urban | Q3 |
| 35035 | Urban | Q1 |
| 35036 | Urban | Q4 |
| 35038 | Urban | Q3 |
| 35040 | Urban | Q1 |
| 35042 | Urban | Q2 |
| 35043 | Urban | Q1 |
| 35044 | Large Rural | Q4 |
| 35045 | Small Rural | Q3 |
| 35046 | Small Rural | Q3 |
| 35048 | Urban | Q1 |
| 35049 | Urban | Q2 |

Appendix D. List of 5-Digit Zip Codes and Mapping to Urban and Socioeconomic Status Categories

| 5-Digit Zip Code | Rural/Urban Categorization | SES Quartile |
|------------------|----------------------------|--------------|
| 35051 | Urban | Q2 |
| 35052 | Urban | Q3 |
| 35053 | Large Rural | Q2 |
| 35054 | Large Rural | Q1 |
| 35055 | Large Rural | Q3 |
| 35056 | Large Rural | Q3 |
| 35057 | Large Rural | Q2 |
| 35058 | Large Rural | Q2 |
| 35060 | Urban | Q3 |
| 35061 | Urban | Q4 |
| 35062 | Urban | Q2 |
| 35063 | Urban | Q3 |
| 35064 | Urban | Q4 |
| 35068 | Urban | Q2 |
| 35070 | Large Rural | Q4 |
| 35071 | Urban | Q1 |
| 35072 | Small Rural | Q3 |
| 35073 | Urban | Q2 |
| 35074 | Urban | Q1 |
| 35077 | Large Rural | Q3 |
| 35078 | Urban | Q3 |
| 35079 | Urban | Q2 |
| 35080 | Urban | Q1 |
| 35082 | Large Rural | Missing |
| 35083 | Large Rural | Q3 |
| 35085 | Urban | Q3 |
| 35087 | Large Rural | Q3 |
| 35089 | Small Rural | Q3 |
| 35091 | Urban | Q1 |
| 35094 | Urban | Q2 |
| 35096 | Urban | Q2 |
| 35097 | Urban | Q2 |
| 35098 | Large Rural | Q2 |
| 35111 | Urban | Q1 |
| 35112 | Urban | Q1 |
| 35114 | Urban | Q1 |
| 35115 | Urban | Q3 |
| 35116 | Urban | Q1 |
| 35117 | Urban | Q1 |
| 35118 | Urban | Q2 |
| 35119 | Urban | Q3 |
| 35120 | Urban | Q2 |
| 35121 | Urban | Q3 |
| 35123 | Urban | Q1 |

Appendix D. List of 5-Digit Zip Codes and Mapping to Urban and Socioeconomic Status Categories

| 5-Digit Zip Code | Rural/Urban Categorization | SES Quartile |
|------------------|----------------------------|--------------|
| 35124 | Urban | Q1 |
| 35125 | Large Rural | Q4 |
| 35126 | Urban | Q1 |
| 35127 | Urban | Q1 |
| 35128 | Large Rural | Q2 |
| 35130 | Urban | Q3 |
| 35131 | Urban | Q2 |
| 35133 | Urban | Q1 |
| 35135 | Large Rural | Q1 |
| 35136 | Urban | Q3 |
| 35137 | Urban | Q2 |
| 35139 | Urban | Q3 |
| 35142 | Urban | Q1 |
| 35143 | Urban | Q2 |
| 35144 | Urban | Q2 |
| 35146 | Urban | Q1 |
| 35147 | Urban | Q1 |
| 35148 | Urban | Q3 |
| 35149 | Large Rural | Q3 |
| 35150 | Large Rural | Q4 |
| 35151 | Large Rural | Q2 |
| 35160 | Large Rural | Q4 |
| 35161 | Large Rural | Q4 |
| 35171 | Urban | Q2 |
| 35172 | Urban | Q3 |
| 35173 | Urban | Q1 |
| 35175 | Urban | Q2 |
| 35176 | Urban | Q2 |
| 35178 | Urban | Q2 |
| 35179 | Large Rural | Q2 |
| 35180 | Urban | Q1 |
| 35181 | Urban | Q1 |
| 35182 | Urban | Q2 |
| 35183 | Large Rural | Q2 |
| 35184 | Urban | Q3 |
| 35185 | Urban | Q1 |
| 35186 | Urban | Q2 |
| 35187 | Urban | Q2 |
| 35188 | Urban | Q1 |
| 35201 | Urban | Q4 |
| 35202 | Urban | Q4 |
| 35203 | Urban | Q4 |
| 35204 | Urban | Q4 |
| 35205 | Urban | Q4 |

Appendix D. List of 5-Digit Zip Codes and Mapping to Urban and Socioeconomic Status Categories

| 5-Digit Zip Code | Rural/Urban Categorization | SES Quartile |
|------------------|----------------------------|--------------|
| 35206 | Urban | Q4 |
| 35207 | Urban | Q4 |
| 35208 | Urban | Q4 |
| 35209 | Urban | Q3 |
| 35210 | Urban | Q3 |
| 35211 | Urban | Q4 |
| 35212 | Urban | Q4 |
| 35213 | Urban | Q1 |
| 35214 | Urban | Q3 |
| 35215 | Urban | Q4 |
| 35216 | Urban | Q2 |
| 35217 | Urban | Q4 |
| 35218 | Urban | Q4 |
| 35219 | Urban | Q3 |
| 35220 | Urban | Q4 |
| 35221 | Urban | Q4 |
| 35222 | Urban | Q4 |
| 35223 | Urban | Q1 |
| 35224 | Urban | Q4 |
| 35226 | Urban | Q1 |
| 35228 | Urban | Q3 |
| 35229 | Urban | Q1 |
| 35231 | Urban | Q3 |
| 35232 | Urban | Q4 |
| 35233 | Urban | Q4 |
| 35234 | Urban | Q4 |
| 35235 | Urban | Q2 |
| 35236 | Urban | Q1 |
| 35237 | Urban | Q4 |
| 35238 | Urban | Q1 |
| 35242 | Urban | Q1 |
| 35243 | Urban | Q1 |
| 35244 | Urban | Q1 |
| 35246 | Urban | Q4 |
| 35249 | Urban | Q4 |
| 35253 | Urban | Q1 |
| 35254 | Urban | Q4 |
| 35255 | Urban | Q4 |
| 35259 | Urban | Q3 |
| 35260 | Urban | Q1 |
| 35261 | Urban | Q4 |
| 35266 | Urban | Q2 |
| 35270 | Urban | Q4 |
| 35282 | Urban | Q4 |

Appendix D. List of 5-Digit Zip Codes and Mapping to Urban and Socioeconomic Status Categories

| 5-Digit Zip Code | Rural/Urban Categorization | SES Quartile |
|------------------|----------------------------|--------------|
| 35283 | Urban | Q4 |
| 35285 | Urban | Q4 |
| 35287 | Urban | Q4 |
| 35288 | Urban | Q4 |
| 35290 | Urban | Q4 |
| 35291 | Urban | Q4 |
| 35292 | Urban | Q4 |
| 35293 | Urban | Q3 |
| 35294 | Urban | Q4 |
| 35295 | Urban | Q4 |
| 35296 | Urban | Q1 |
| 35297 | Urban | Q1 |
| 35298 | Urban | Q4 |
| 35401 | Urban | Q4 |
| 35402 | Urban | Q4 |
| 35403 | Urban | Q4 |
| 35404 | Urban | Q4 |
| 35405 | Urban | Q3 |
| 35406 | Urban | Q1 |
| 35407 | Urban | Q3 |
| 35440 | Urban | Q2 |
| 35441 | Urban | Q3 |
| 35442 | Urban | Q4 |
| 35443 | Urban | Q4 |
| 35444 | Urban | Q2 |
| 35446 | Urban | Q3 |
| 35447 | Urban | Q3 |
| 35448 | Urban | Q4 |
| 35449 | Urban | Q3 |
| 35452 | Urban | Q2 |
| 35453 | Urban | Q3 |
| 35456 | Urban | Q2 |
| 35457 | Urban | Q1 |
| 35458 | Urban | Q2 |
| 35459 | Large Rural | Q3 |
| 35460 | Isolated | Q4 |
| 35461 | Large Rural | Q2 |
| 35462 | Urban | Q4 |
| 35463 | Urban | Q2 |
| 35464 | Large Rural | Q3 |
| 35466 | Urban | Q3 |
| 35468 | Urban | Q2 |
| 35469 | Urban | Q1 |
| 35470 | Isolated | Q4 |

Appendix D. List of 5-Digit Zip Codes and Mapping to Urban and Socioeconomic Status Categories

| 5-Digit Zip Code | Rural/Urban Categorization | SES Quartile |
|------------------|----------------------------|--------------|
| 35471 | Large Rural | Q2 |
| 35473 | Urban | Q2 |
| 35474 | Urban | Q2 |
| 35475 | Urban | Q1 |
| 35476 | Urban | Q4 |
| 35477 | Large Rural | Q4 |
| 35478 | Urban | Q2 |
| 35480 | Urban | Q1 |
| 35481 | Urban | Q4 |
| 35482 | Urban | Q1 |
| 35486 | Urban | Q4 |
| 35487 | Urban | Q4 |
| 35490 | Urban | Q2 |
| 35491 | Urban | Q4 |
| 35501 | Urban | Q4 |
| 35502 | Urban | Q4 |
| 35503 | Large Rural | Q3 |
| 35504 | Urban | Q2 |
| 35540 | Urban | Q3 |
| 35541 | Isolated | Q2 |
| 35542 | Urban | Q2 |
| 35543 | Isolated | Q3 |
| 35544 | Large Rural | Q3 |
| 35545 | Small Rural | Q2 |
| 35546 | Urban | Q3 |
| 35548 | Isolated | Q3 |
| 35549 | Large Rural | Q3 |
| 35550 | Urban | Q4 |
| 35551 | Small Rural | Q3 |
| 35552 | Large Rural | Q2 |
| 35553 | Isolated | Q3 |
| 35554 | Urban | Q3 |
| 35555 | Small Rural | Q3 |
| 35559 | Urban | Q1 |
| 35560 | Urban | Q3 |
| 35563 | Isolated | Q3 |
| 35564 | Isolated | Q3 |
| 35565 | Small Rural | Q3 |
| 35570 | Small Rural | Q3 |
| 35571 | Isolated | Q4 |
| 35572 | Isolated | Q2 |
| 35573 | Large Rural | Q3 |
| 35574 | Large Rural | Q2 |
| 35575 | Isolated | Q3 |

Appendix D. List of 5-Digit Zip Codes and Mapping to Urban and Socioeconomic Status Categories

| 5-Digit Zip Code | Rural/Urban Categorization | SES Quartile |
|------------------|----------------------------|--------------|
| 35576 | Large Rural | Q2 |
| 35577 | Isolated | Q1 |
| 35578 | Urban | Q3 |
| 35579 | Urban | Q2 |
| 35580 | Urban | Q3 |
| 35581 | Isolated | Q3 |
| 35582 | Isolated | Q4 |
| 35584 | Urban | Q2 |
| 35585 | Urban | Q1 |
| 35586 | Large Rural | Q3 |
| 35587 | Large Rural | Q3 |
| 35592 | Isolated | Q3 |
| 35593 | Isolated | Q2 |
| 35594 | Isolated | Q3 |
| 35601 | Urban | Q4 |
| 35602 | Urban | Q4 |
| 35603 | Urban | Q2 |
| 35609 | Urban | Q4 |
| 35610 | Urban | Q2 |
| 35611 | Large Rural | Q3 |
| 35612 | Large Rural | Q3 |
| 35613 | Urban | Q1 |
| 35614 | Large Rural | Q3 |
| 35615 | Urban | Q1 |
| 35616 | Urban | Q3 |
| 35617 | Urban | Q2 |
| 35618 | Urban | Q3 |
| 35619 | Urban | Q2 |
| 35620 | Large Rural | Q2 |
| 35621 | Large Rural | Q2 |
| 35622 | Urban | Q2 |
| 35630 | Urban | Q4 |
| 35631 | Urban | Q4 |
| 35632 | Urban | Q4 |
| 35633 | Urban | Q2 |
| 35634 | Urban | Q1 |
| 35640 | Urban | Q2 |
| 35643 | Urban | Q3 |
| 35645 | Urban | Q2 |
| 35646 | Urban | Q2 |
| 35647 | Large Rural | Q3 |
| 35648 | Urban | Q2 |
| 35649 | Urban | Q1 |
| 35650 | Urban | Q2 |

Appendix D. List of 5-Digit Zip Codes and Mapping to Urban and Socioeconomic Status Categories

| 5-Digit Zip Code | Rural/Urban Categorization | SES Quartile |
|------------------|----------------------------|--------------|
| 35651 | Urban | Q4 |
| 35652 | Urban | Q2 |
| 35653 | Urban | Q4 |
| 35654 | Urban | Q3 |
| 35660 | Urban | Q4 |
| 35661 | Urban | Q2 |
| 35662 | Urban | Q2 |
| 35670 | Urban | Q2 |
| 35671 | Urban | Q2 |
| 35672 | Urban | Q2 |
| 35673 | Urban | Q3 |
| 35674 | Urban | Q3 |
| 35677 | Urban | Q2 |
| 35699 | Urban | Q4 |
| 35739 | Urban | Q3 |
| 35740 | Urban | Q4 |
| 35741 | Urban | Q1 |
| 35742 | Urban | Q1 |
| 35744 | Large Rural | Q3 |
| 35745 | Urban | Q2 |
| 35746 | Isolated | Q2 |
| 35747 | Urban | Q1 |
| 35748 | Urban | Q2 |
| 35749 | Urban | Q1 |
| 35750 | Urban | Q2 |
| 35751 | Urban | Q3 |
| 35752 | Large Rural | Q3 |
| 35754 | Urban | Q3 |
| 35755 | Large Rural | Q3 |
| 35756 | Urban | Q1 |
| 35757 | Urban | Q1 |
| 35758 | Urban | Q1 |
| 35759 | Urban | Q1 |
| 35760 | Urban | Q2 |
| 35761 | Urban | Q1 |
| 35762 | Urban | Q4 |
| 35763 | Urban | Q1 |
| 35764 | Urban | Q4 |
| 35765 | Large Rural | Q2 |
| 35766 | Urban | Q2 |
| 35767 | Urban | Q2 |
| 35768 | Large Rural | Q3 |
| 35769 | Large Rural | Q2 |
| 35771 | Large Rural | Q3 |

Appendix D. List of 5-Digit Zip Codes and Mapping to Urban and Socioeconomic Status Categories

| 5-Digit Zip Code | Rural/Urban Categorization | SES Quartile |
|------------------|----------------------------|--------------|
| 35772 | Isolated | Q4 |
| 35773 | Urban | Q2 |
| 35774 | Urban | Q2 |
| 35775 | Urban | Q3 |
| 35776 | Urban | Q2 |
| 35801 | Urban | Q2 |
| 35802 | Urban | Q2 |
| 35803 | Urban | Q1 |
| 35804 | Urban | Q2 |
| 35805 | Urban | Q4 |
| 35806 | Urban | Q2 |
| 35807 | Urban | Q4 |
| 35808 | Urban | Q2 |
| 35809 | Urban | Q2 |
| 35810 | Urban | Q4 |
| 35811 | Urban | Q2 |
| 35812 | Urban | Q2 |
| 35813 | Urban | Q1 |
| 35814 | Urban | Q4 |
| 35815 | Urban | Q2 |
| 35816 | Urban | Q4 |
| 35824 | Urban | Q1 |
| 35893 | Urban | Q4 |
| 35894 | Urban | Q1 |
| 35895 | Urban | Q2 |
| 35896 | Urban | Q1 |
| 35897 | Urban | Q2 |
| 35898 | Urban | Q2 |
| 35899 | Urban | Q4 |
| 35901 | Urban | Q3 |
| 35902 | Urban | Q3 |
| 35903 | Urban | Q4 |
| 35904 | Urban | Q3 |
| 35905 | Urban | Q2 |
| 35906 | Urban | Q3 |
| 35907 | Urban | Q1 |
| 35950 | Large Rural | Q4 |
| 35951 | Large Rural | Q3 |
| 35952 | Urban | Q3 |
| 35953 | Urban | Q3 |
| 35954 | Urban | Q3 |
| 35956 | Large Rural | Q2 |
| 35957 | Large Rural | Q4 |
| 35958 | Urban | Q2 |

Appendix D. List of 5-Digit Zip Codes and Mapping to Urban and Socioeconomic Status Categories

| 5-Digit Zip Code | Rural/Urban Categorization | SES Quartile |
|------------------|----------------------------|--------------|
| 35959 | Urban | Q3 |
| 35960 | Urban | Q2 |
| 35961 | Isolated | Q3 |
| 35962 | Large Rural | Q4 |
| 35963 | Large Rural | Q3 |
| 35964 | Large Rural | Q3 |
| 35966 | Urban | Q2 |
| 35967 | Small Rural | Q3 |
| 35968 | Small Rural | Q2 |
| 35971 | Large Rural | Q2 |
| 35972 | Urban | Q1 |
| 35973 | Urban | Q3 |
| 35974 | Large Rural | Q2 |
| 35975 | Large Rural | Q1 |
| 35976 | Large Rural | Q2 |
| 35978 | Isolated | Q2 |
| 35979 | Urban | Q3 |
| 35980 | Large Rural | Q3 |
| 35981 | Urban | Q3 |
| 35983 | Urban | Q3 |
| 35984 | Isolated | Q2 |
| 35986 | Isolated | Q2 |
| 35987 | Urban | Q2 |
| 35988 | Isolated | Q2 |
| 35989 | Isolated | Q3 |
| 35990 | Urban | Q2 |
| 36003 | Urban | Q3 |
| 36005 | Urban | Q3 |
| 36006 | Urban | Q2 |
| 36008 | Urban | Q3 |
| 36009 | Urban | Q3 |
| 36010 | Isolated | Q4 |
| 36013 | Urban | Q1 |
| 36015 | Isolated | Q3 |
| 36016 | Small Rural | Q4 |
| 36017 | Isolated | Q3 |
| 36020 | Urban | Q2 |
| 36022 | Urban | Q1 |
| 36023 | Urban | Q2 |
| 36024 | Urban | Q2 |
| 36025 | Urban | Q3 |
| 36026 | Urban | Q2 |
| 36027 | Small Rural | Q4 |
| 36028 | Small Rural | Q3 |

Appendix D. List of 5-Digit Zip Codes and Mapping to Urban and Socioeconomic Status Categories

| 5-Digit Zip Code | Rural/Urban Categorization | SES Quartile |
|------------------|----------------------------|--------------|
| 36029 | Urban | Q1 |
| 36030 | Small Rural | Q2 |
| 36031 | Urban | Q3 |
| 36032 | Urban | Q4 |
| 36033 | Isolated | Q3 |
| 36034 | Large Rural | Q1 |
| 36035 | Urban | Q3 |
| 36036 | Urban | Q3 |
| 36037 | Small Rural | Q4 |
| 36038 | Small Rural | Q1 |
| 36039 | Urban | Q2 |
| 36040 | Urban | Q4 |
| 36041 | Urban | Q3 |
| 36042 | Urban | Q2 |
| 36043 | Urban | Q3 |
| 36045 | Urban | Q2 |
| 36046 | Urban | Q2 |
| 36047 | Urban | Q3 |
| 36048 | Isolated | Q3 |
| 36049 | Urban | Q3 |
| 36051 | Urban | Q3 |
| 36052 | Urban | Q1 |
| 36053 | Urban | Q4 |
| 36054 | Urban | Q3 |
| 36057 | Urban | Q1 |
| 36061 | Urban | Q3 |
| 36062 | Urban | Q3 |
| 36064 | Urban | Q1 |
| 36065 | Urban | Q3 |
| 36066 | Urban | Q2 |
| 36067 | Urban | Q3 |
| 36068 | Urban | Q2 |
| 36069 | Urban | Q3 |
| 36071 | Urban | Q3 |
| 36072 | Small Rural | Q4 |
| 36075 | Urban | Q3 |
| 36078 | Urban | Q2 |
| 36079 | Large Rural | Q3 |
| 36080 | Urban | Q2 |
| 36081 | Large Rural | Q4 |
| 36082 | Large Rural | Q1 |
| 36083 | Small Rural | Q4 |
| 36087 | Small Rural | Q4 |
| 36088 | Small Rural | Q4 |

Appendix D. List of 5-Digit Zip Codes and Mapping to Urban and Socioeconomic Status Categories

| 5-Digit Zip Code | Rural/Urban Categorization | SES Quartile |
|------------------|----------------------------|--------------|
| 36089 | Urban | Q4 |
| 36091 | Small Rural | Q3 |
| 36092 | Urban | Q3 |
| 36093 | Urban | Q1 |
| 36101 | Urban | Q4 |
| 36102 | Urban | Q4 |
| 36103 | Urban | Q4 |
| 36104 | Urban | Q4 |
| 36105 | Urban | Q4 |
| 36106 | Urban | Q3 |
| 36107 | Urban | Q4 |
| 36108 | Urban | Q4 |
| 36109 | Urban | Q2 |
| 36110 | Urban | Q4 |
| 36111 | Urban | Q3 |
| 36112 | Urban | Q1 |
| 36113 | Urban | Q2 |
| 36114 | Urban | Q2 |
| 36115 | Urban | Q2 |
| 36116 | Urban | Q4 |
| 36117 | Urban | Q2 |
| 36118 | Urban | Q2 |
| 36119 | Urban | Q2 |
| 36120 | Urban | Q3 |
| 36121 | Urban | Q2 |
| 36123 | Urban | Q2 |
| 36124 | Urban | Q2 |
| 36125 | Urban | Q4 |
| 36130 | Urban | Q4 |
| 36131 | Urban | Q4 |
| 36132 | Urban | Q2 |
| 36135 | Urban | Q4 |
| 36140 | Urban | Q4 |
| 36141 | Urban | Q2 |
| 36142 | Urban | Q4 |
| 36177 | Urban | Q2 |
| 36191 | Urban | Q4 |
| 36201 | Urban | Q4 |
| 36202 | Urban | Q4 |
| 36203 | Urban | Q2 |
| 36204 | Urban | Q4 |
| 36205 | Urban | Q2 |
| 36206 | Urban | Q3 |
| 36207 | Urban | Q3 |

Appendix D. List of 5-Digit Zip Codes and Mapping to Urban and Socioeconomic Status Categories

| 5-Digit Zip Code | Rural/Urban Categorization | SES Quartile |
|------------------|----------------------------|--------------|
| 36250 | Urban | Q2 |
| 36251 | Urban | Q4 |
| 36253 | Urban | Q3 |
| 36254 | Urban | Q3 |
| 36255 | Isolated | Q1 |
| 36256 | Small Rural | Q2 |
| 36257 | Urban | Q3 |
| 36258 | Urban | Q2 |
| 36260 | Urban | Q3 |
| 36261 | Urban | Q3 |
| 36262 | Urban | Q2 |
| 36263 | Isolated | Q2 |
| 36264 | Urban | Q3 |
| 36265 | Urban | Q3 |
| 36266 | Urban | Q2 |
| 36267 | Large Rural | Q2 |
| 36268 | Urban | Q2 |
| 36269 | Urban | Q2 |
| 36271 | Urban | Q2 |
| 36272 | Urban | Q3 |
| 36273 | Large Rural | Q2 |
| 36274 | Small Rural | Q3 |
| 36275 | Urban | Q2 |
| 36276 | Isolated | Q4 |
| 36277 | Urban | Q2 |
| 36278 | Urban | Q3 |
| 36279 | Urban | Q2 |
| 36280 | Isolated | Q3 |
| 36301 | Urban | Q3 |
| 36302 | Urban | Q3 |
| 36303 | Urban | Q3 |
| 36304 | Urban | Q3 |
| 36305 | Urban | Q1 |
| 36310 | Urban | Q3 |
| 36311 | Urban | Q3 |
| 36312 | Urban | Q3 |
| 36313 | Urban | Q2 |
| 36314 | Urban | Q2 |
| 36316 | Urban | Q1 |
| 36317 | Urban | Q2 |
| 36318 | Urban | Q3 |
| 36319 | Urban | Q2 |
| 36320 | Urban | Q3 |
| 36321 | Urban | Q2 |

Appendix D. List of 5-Digit Zip Codes and Mapping to Urban and Socioeconomic Status Categories

| 5-Digit Zip Code | Rural/Urban Categorization | SES Quartile |
|------------------|----------------------------|--------------|
| 36322 | Large Rural | Q3 |
| 36323 | Isolated | Q3 |
| 36330 | Large Rural | Q3 |
| 36331 | Large Rural | Q3 |
| 36340 | Urban | Q4 |
| 36343 | Urban | Q2 |
| 36344 | Urban | Q3 |
| 36345 | Urban | Q2 |
| 36346 | Large Rural | Q3 |
| 36349 | Urban | Q3 |
| 36350 | Urban | Q3 |
| 36351 | Large Rural | Q3 |
| 36352 | Urban | Q2 |
| 36353 | Urban | Q2 |
| 36360 | Urban | Q3 |
| 36361 | Urban | Q3 |
| 36362 | Urban | Q2 |
| 36370 | Urban | Q3 |
| 36371 | Urban | Q2 |
| 36373 | Small Rural | Q2 |
| 36374 | Urban | Q1 |
| 36375 | Urban | Q3 |
| 36376 | Urban | Q2 |
| 36401 | Small Rural | Q4 |
| 36420 | Small Rural | Q3 |
| 36421 | Small Rural | Q2 |
| 36425 | Isolated | Q4 |
| 36426 | Small Rural | Q3 |
| 36427 | Small Rural | Q3 |
| 36429 | Small Rural | Q4 |
| 36432 | Isolated | Q3 |
| 36435 | Urban | Q3 |
| 36436 | Small Rural | Q2 |
| 36439 | Isolated | Q2 |
| 36441 | Small Rural | Q3 |
| 36442 | Urban | Q3 |
| 36444 | Isolated | Q4 |
| 36445 | Isolated | Q3 |
| 36446 | Small Rural | Q4 |
| 36449 | Isolated | Q3 |
| 36451 | Urban | Q3 |
| 36453 | Isolated | Q2 |
| 36454 | Small Rural | Q1 |
| 36455 | Urban | Q2 |

Appendix D. List of 5-Digit Zip Codes and Mapping to Urban and Socioeconomic Status Categories

| 5-Digit Zip Code | Rural/Urban Categorization | SES Quartile |
|------------------|----------------------------|--------------|
| 36456 | Urban | Q3 |
| 36457 | Isolated | Q3 |
| 36458 | Isolated | Q3 |
| 36460 | Small Rural | Q4 |
| 36461 | Small Rural | Q4 |
| 36467 | Small Rural | Q3 |
| 36470 | Small Rural | Q3 |
| 36471 | Isolated | Q3 |
| 36473 | Small Rural | Q3 |
| 36474 | Small Rural | Q2 |
| 36475 | Small Rural | Q3 |
| 36476 | Small Rural | Q3 |
| 36477 | Small Rural | Q4 |
| 36480 | Urban | Q3 |
| 36481 | Isolated | Q4 |
| 36482 | Urban | Q4 |
| 36483 | Small Rural | Q2 |
| 36502 | Small Rural | Q4 |
| 36503 | Small Rural | Q4 |
| 36504 | Small Rural | Q4 |
| 36505 | Urban | Q2 |
| 36507 | Urban | Q3 |
| 36509 | Urban | Q4 |
| 36511 | Large Rural | Q2 |
| 36512 | Urban | Missing |
| 36513 | Urban | Q4 |
| 36518 | Urban | Q2 |
| 36521 | Urban | Q2 |
| 36522 | Urban | Q2 |
| 36523 | Urban | Q2 |
| 36524 | Large Rural | Q3 |
| 36525 | Urban | Q2 |
| 36526 | Urban | Q1 |
| 36527 | Urban | Q1 |
| 36528 | Urban | Q1 |
| 36529 | Urban | Q1 |
| 36530 | Large Rural | Q3 |
| 36532 | Urban | Q1 |
| 36533 | Urban | Q1 |
| 36535 | Large Rural | Q2 |
| 36536 | Large Rural | Q2 |
| 36538 | Urban | Q2 |
| 36539 | Urban | Q3 |
| 36540 | Isolated | Q4 |

Appendix D. List of 5-Digit Zip Codes and Mapping to Urban and Socioeconomic Status Categories

| 5-Digit Zip Code | Rural/Urban Categorization | SES Quartile |
|------------------|----------------------------|--------------|
| 36541 | Urban | Q2 |
| 36542 | Large Rural | Q2 |
| 36543 | Isolated | Q1 |
| 36544 | Urban | Q3 |
| 36545 | Small Rural | Q3 |
| 36547 | Large Rural | Q2 |
| 36548 | Urban | Q2 |
| 36549 | Urban | Q1 |
| 36550 | Small Rural | Q1 |
| 36551 | Urban | Q2 |
| 36553 | Urban | Q2 |
| 36555 | Large Rural | Q1 |
| 36556 | Urban | Q3 |
| 36558 | Large Rural | Q2 |
| 36559 | Urban | Q1 |
| 36560 | Urban | Q3 |
| 36561 | Urban | Q1 |
| 36562 | Small Rural | Q2 |
| 36564 | Urban | Q1 |
| 36567 | Urban | Q2 |
| 36568 | Urban | Q1 |
| 36569 | Urban | Q2 |
| 36571 | Urban | Q2 |
| 36572 | Urban | Q1 |
| 36574 | Urban | Q1 |
| 36575 | Urban | Q2 |
| 36576 | Urban | Q2 |
| 36577 | Urban | Q1 |
| 36578 | Urban | Q1 |
| 36579 | Small Rural | Q2 |
| 36580 | Large Rural | Q3 |
| 36581 | Urban | Q1 |
| 36582 | Urban | Q3 |
| 36583 | Urban | Q2 |
| 36584 | Urban | Q2 |
| 36585 | Urban | Q3 |
| 36587 | Urban | Q3 |
| 36590 | Urban | Missing |
| 36601 | Urban | Q4 |
| 36602 | Urban | Q4 |
| 36603 | Urban | Q4 |
| 36604 | Urban | Q3 |
| 36605 | Urban | Q4 |
| 36606 | Urban | Q4 |

Appendix D. List of 5-Digit Zip Codes and Mapping to Urban and Socioeconomic Status Categories

| 5-Digit Zip Code | Rural/Urban Categorization | SES Quartile |
|------------------|----------------------------|--------------|
| 36607 | Urban | Q4 |
| 36608 | Urban | Q3 |
| 36609 | Urban | Q3 |
| 36610 | Urban | Q4 |
| 36611 | Urban | Q4 |
| 36612 | Urban | Q4 |
| 36613 | Urban | Q3 |
| 36615 | Urban | Missing |
| 36616 | Urban | Missing |
| 36617 | Urban | Q4 |
| 36618 | Urban | Q3 |
| 36619 | Urban | Q2 |
| 36628 | Urban | Q4 |
| 36633 | Urban | Q4 |
| 36640 | Urban | Q3 |
| 36641 | Urban | Q4 |
| 36644 | Urban | Q4 |
| 36652 | Urban | Q4 |
| 36660 | Urban | Q4 |
| 36663 | Urban | Q4 |
| 36670 | Urban | Q4 |
| 36671 | Urban | Q4 |
| 36675 | Urban | Q2 |
| 36685 | Urban | Q3 |
| 36688 | Urban | Q1 |
| 36689 | Urban | Q3 |
| 36691 | Urban | Q3 |
| 36693 | Urban | Q2 |
| 36695 | Urban | Q1 |
| 36701 | Large Rural | Q4 |
| 36702 | Large Rural | Q4 |
| 36703 | Large Rural | Q4 |
| 36720 | Isolated | Q4 |
| 36722 | Isolated | Q3 |
| 36723 | Isolated | Q3 |
| 36726 | Isolated | Q4 |
| 36727 | Large Rural | Q3 |
| 36728 | Isolated | Q3 |
| 36732 | Small Rural | Q4 |
| 36736 | Isolated | Q3 |
| 36738 | Isolated | Q3 |
| 36740 | Urban | Q4 |
| 36741 | Urban | Q3 |
| 36742 | Small Rural | Q2 |

Appendix D. List of 5-Digit Zip Codes and Mapping to Urban and Socioeconomic Status Categories

| 5-Digit Zip Code | Rural/Urban Categorization | SES Quartile |
|------------------|----------------------------|--------------|
| 36744 | Urban | Q4 |
| 36745 | Small Rural | Q4 |
| 36748 | Isolated | Q3 |
| 36749 | Urban | Q2 |
| 36750 | Isolated | Q3 |
| 36751 | Isolated | Q4 |
| 36752 | Urban | Q2 |
| 36753 | Urban | Q1 |
| 36754 | Isolated | Q2 |
| 36756 | Isolated | Q3 |
| 36758 | Large Rural | Q3 |
| 36759 | Isolated | Q3 |
| 36761 | Isolated | Q4 |
| 36763 | Isolated | Q2 |
| 36764 | Isolated | Q3 |
| 36765 | Urban | Q4 |
| 36766 | Urban | Q2 |
| 36767 | Isolated | Q4 |
| 36768 | Urban | Q3 |
| 36769 | Isolated | Q4 |
| 36773 | Isolated | Q3 |
| 36775 | Isolated | Q3 |
| 36776 | Urban | Q4 |
| 36782 | Isolated | Q3 |
| 36783 | Isolated | Q2 |
| 36784 | Small Rural | Q3 |
| 36785 | Urban | Q4 |
| 36786 | Large Rural | Q4 |
| 36790 | Isolated | Q2 |
| 36792 | Urban | Q1 |
| 36793 | Urban | Q2 |
| 36801 | Urban | Q4 |
| 36802 | Urban | Q4 |
| 36803 | Urban | Q4 |
| 36804 | Urban | Q2 |
| 36830 | Urban | Q3 |
| 36831 | Urban | Q3 |
| 36832 | Urban | Q4 |
| 36849 | Urban | Q1 |
| 36850 | Urban | Q4 |
| 36851 | Urban | Q3 |
| 36852 | Urban | Q3 |
| 36853 | Urban | Q2 |
| 36854 | Large Rural | Q3 |

Appendix D. List of 5-Digit Zip Codes and Mapping to Urban and Socioeconomic Status Categories

| 5-Digit Zip Code | Rural/Urban Categorization | SES Quartile |
|------------------|----------------------------|--------------|
| 36855 | Large Rural | Q3 |
| 36856 | Urban | Q1 |
| 36858 | Urban | Q2 |
| 36859 | Urban | Q1 |
| 36860 | Urban | Q4 |
| 36861 | Small Rural | Q2 |
| 36862 | Urban | Q3 |
| 36863 | Large Rural | Q4 |
| 36865 | Urban | Q3 |
| 36866 | Urban | Q3 |
| 36867 | Urban | Q4 |
| 36868 | Urban | Q4 |
| 36869 | Urban | Q4 |
| 36870 | Urban | Q2 |
| 36871 | Urban | Q3 |
| 36872 | Large Rural | Q3 |
| 36874 | Urban | Q2 |
| 36875 | Urban | Q2 |
| 36877 | Urban | Q3 |
| 36879 | Urban | Q3 |
| 36901 | Large Rural | Q2 |
| 36904 | Isolated | Q3 |
| 36907 | Large Rural | Q3 |
| 36908 | Isolated | Q2 |
| 36910 | Large Rural | Q2 |
| 36912 | Large Rural | Q3 |
| 36913 | Isolated | Q3 |
| 36915 | Isolated | Q3 |
| 36916 | Large Rural | Q3 |
| 36919 | Isolated | Q4 |
| 36921 | Isolated | Q3 |
| 36922 | Large Rural | Q3 |
| 36925 | Large Rural | Q4 |
| 37010 | Urban | Q1 |
| 37011 | Urban | Q3 |
| 37012 | Large Rural | Q2 |
| 37013 | Urban | Q3 |
| 37014 | Urban | Q1 |
| 37015 | Urban | Q2 |
| 37016 | Urban | Q1 |
| 37018 | Large Rural | Q3 |
| 37019 | Large Rural | Q2 |
| 37020 | Large Rural | Q2 |
| 37022 | Urban | Q1 |

Appendix D. List of 5-Digit Zip Codes and Mapping to Urban and Socioeconomic Status Categories

| 5-Digit Zip Code | Rural/Urban Categorization | SES Quartile |
|------------------|----------------------------|--------------|
| 37023 | Urban | Q2 |
| 37024 | Urban | Q1 |
| 37025 | Urban | Q3 |
| 37026 | Urban | Q2 |
| 37027 | Urban | Q1 |
| 37028 | Urban | Q2 |
| 37029 | Large Rural | Q1 |
| 37030 | Small Rural | Q3 |
| 37031 | Urban | Q1 |
| 37032 | Urban | Q2 |
| 37033 | Isolated | Q3 |
| 37034 | Urban | Q2 |
| 37035 | Urban | Q2 |
| 37036 | Urban | Q3 |
| 37037 | Urban | Q1 |
| 37040 | Urban | Q3 |
| 37041 | Urban | Q3 |
| 37042 | Urban | Q3 |
| 37043 | Urban | Q2 |
| 37044 | Urban | Q3 |
| 37046 | Urban | Q1 |
| 37047 | Large Rural | Q2 |
| 37048 | Urban | Q1 |
| 37049 | Urban | Q2 |
| 37050 | Urban | Q2 |
| 37051 | Large Rural | Q3 |
| 37052 | Urban | Q2 |
| 37055 | Large Rural | Q3 |
| 37056 | Large Rural | Q3 |
| 37057 | Small Rural | Q2 |
| 37058 | Urban | Q2 |
| 37059 | Large Rural | Q2 |
| 37060 | Urban | Q2 |
| 37061 | Urban | Q3 |
| 37062 | Urban | Q1 |
| 37063 | Large Rural | Q2 |
| 37064 | Urban | Q1 |
| 37065 | Urban | Q1 |
| 37066 | Urban | Q2 |
| 37067 | Urban | Q1 |
| 37068 | Urban | Q1 |
| 37069 | Urban | Q1 |
| 37070 | Urban | Q2 |
| 37071 | Urban | Q1 |

Appendix D. List of 5-Digit Zip Codes and Mapping to Urban and Socioeconomic Status Categories

| 5-Digit Zip Code | Rural/Urban Categorization | SES Quartile |
|------------------|----------------------------|--------------|
| 37072 | Urban | Q2 |
| 37073 | Urban | Q2 |
| 37074 | Urban | Q3 |
| 37075 | Urban | Q1 |
| 37076 | Urban | Q2 |
| 37077 | Urban | Q1 |
| 37078 | Small Rural | Q2 |
| 37079 | Urban | Q1 |
| 37080 | Urban | Q1 |
| 37082 | Urban | Q2 |
| 37083 | Small Rural | Q3 |
| 37085 | Urban | Q1 |
| 37086 | Urban | Q3 |
| 37087 | Urban | Q3 |
| 37088 | Urban | Q3 |
| 37089 | Urban | Q3 |
| 37090 | Urban | Q2 |
| 37091 | Large Rural | Q3 |
| 37095 | Large Rural | Q2 |
| 37096 | Isolated | Q3 |
| 37097 | Urban | Q3 |
| 37098 | Urban | Q2 |
| 37101 | Large Rural | Q3 |
| 37110 | Large Rural | Q3 |
| 37111 | Large Rural | Q3 |
| 37115 | Urban | Q4 |
| 37116 | Urban | Q4 |
| 37118 | Urban | Q1 |
| 37119 | Urban | Q2 |
| 37121 | Urban | Q1 |
| 37122 | Urban | Q1 |
| 37127 | Urban | Q1 |
| 37128 | Urban | Q1 |
| 37129 | Urban | Q2 |
| 37130 | Urban | Q3 |
| 37131 | Urban | Q3 |
| 37132 | Urban | Q1 |
| 37133 | Urban | Q3 |
| 37134 | Small Rural | Q2 |
| 37135 | Urban | Q1 |
| 37136 | Urban | Q2 |
| 37137 | Isolated | Q3 |
| 37138 | Urban | Q2 |
| 37140 | Large Rural | Q1 |

Appendix D. List of 5-Digit Zip Codes and Mapping to Urban and Socioeconomic Status Categories

| 5-Digit Zip Code | Rural/Urban Categorization | SES Quartile |
|------------------|----------------------------|--------------|
| 37141 | Urban | Q1 |
| 37142 | Urban | Q3 |
| 37143 | Urban | Q3 |
| 37144 | Small Rural | Q2 |
| 37145 | Small Rural | Q3 |
| 37146 | Urban | Q2 |
| 37148 | Urban | Q2 |
| 37149 | Urban | Q2 |
| 37150 | Isolated | Q3 |
| 37151 | Small Rural | Q1 |
| 37152 | Urban | Q2 |
| 37153 | Urban | Q1 |
| 37160 | Large Rural | Q4 |
| 37161 | Large Rural | Q4 |
| 37162 | Large Rural | Q4 |
| 37165 | Large Rural | Q4 |
| 37166 | Small Rural | Q3 |
| 37167 | Urban | Q2 |
| 37171 | Urban | Q2 |
| 37172 | Urban | Q3 |
| 37174 | Urban | Q1 |
| 37175 | Urban | Q3 |
| 37178 | Urban | Q2 |
| 37179 | Urban | Q1 |
| 37180 | Large Rural | Q2 |
| 37181 | Large Rural | Q3 |
| 37183 | Large Rural | Q3 |
| 37184 | Urban | Q2 |
| 37185 | Small Rural | Q2 |
| 37186 | Urban | Q3 |
| 37187 | Urban | Q2 |
| 37188 | Urban | Q1 |
| 37189 | Urban | Q3 |
| 37190 | Urban | Q3 |
| 37191 | Urban | Q1 |
| 37201 | Urban | Q3 |
| 37202 | Urban | Q4 |
| 37203 | Urban | Q4 |
| 37204 | Urban | Q1 |
| 37205 | Urban | Q1 |
| 37206 | Urban | Q4 |
| 37207 | Urban | Q4 |
| 37208 | Urban | Q4 |
| 37209 | Urban | Q4 |

Appendix D. List of 5-Digit Zip Codes and Mapping to Urban and Socioeconomic Status Categories

| 5-Digit Zip Code | Rural/Urban Categorization | SES Quartile |
|------------------|----------------------------|--------------|
| 37210 | Urban | Q4 |
| 37211 | Urban | Q4 |
| 37212 | Urban | Q3 |
| 37213 | Urban | Q3 |
| 37214 | Urban | Q2 |
| 37215 | Urban | Q1 |
| 37216 | Urban | Q3 |
| 37217 | Urban | Q4 |
| 37218 | Urban | Q4 |
| 37219 | Urban | Q2 |
| 37220 | Urban | Q1 |
| 37221 | Urban | Q1 |
| 37222 | Urban | Q4 |
| 37224 | Urban | Q4 |
| 37227 | Urban | Q2 |
| 37228 | Urban | Q4 |
| 37229 | Urban | Q2 |
| 37230 | Urban | Q4 |
| 37232 | Urban | Q3 |
| 37234 | Urban | Q4 |
| 37235 | Urban | Q3 |
| 37236 | Urban | Q4 |
| 37238 | Urban | Q3 |
| 37240 | Urban | Q1 |
| 37241 | Urban | Q2 |
| 37242 | Urban | Missing |
| 37243 | Urban | Missing |
| 37244 | Urban | Q2 |
| 37246 | Urban | Missing |
| 37250 | Urban | Q2 |
| 37301 | Large Rural | Q3 |
| 37302 | Urban | Q1 |
| 37303 | Large Rural | Q3 |
| 37304 | Urban | Q2 |
| 37305 | Large Rural | Q3 |
| 37306 | Large Rural | Q3 |
| 37307 | Urban | Q3 |
| 37308 | Urban | Q2 |
| 37309 | Urban | Q2 |
| 37310 | Urban | Q2 |
| 37311 | Urban | Q4 |
| 37312 | Urban | Q2 |
| 37313 | Urban | Q3 |
| 37314 | Urban | Q3 |

Appendix D. List of 5-Digit Zip Codes and Mapping to Urban and Socioeconomic Status Categories

| 5-Digit Zip Code | Rural/Urban Categorization | SES Quartile |
|------------------|----------------------------|--------------|
| 37315 | Urban | Q2 |
| 37316 | Urban | Q3 |
| 37317 | Isolated | Q3 |
| 37318 | Large Rural | Q3 |
| 37320 | Urban | Q4 |
| 37321 | Large Rural | Q4 |
| 37322 | Urban | Q3 |
| 37323 | Urban | Q3 |
| 37324 | Large Rural | Q4 |
| 37325 | Urban | Q3 |
| 37326 | Isolated | Q4 |
| 37327 | Urban | Q3 |
| 37328 | Small Rural | Q3 |
| 37329 | Large Rural | Q3 |
| 37330 | Large Rural | Q2 |
| 37331 | Small Rural | Q3 |
| 37332 | Large Rural | Q2 |
| 37333 | Urban | Q4 |
| 37334 | Small Rural | Q3 |
| 37335 | Small Rural | Q2 |
| 37336 | Urban | Q3 |
| 37337 | Isolated | Q4 |
| 37338 | Urban | Q4 |
| 37339 | Urban | Q3 |
| 37340 | Urban | Q1 |
| 37341 | Urban | Q1 |
| 37342 | Large Rural | Q2 |
| 37343 | Urban | Q2 |
| 37345 | Isolated | Q2 |
| 37347 | Urban | Q2 |
| 37348 | Small Rural | Q1 |
| 37349 | Large Rural | Q3 |
| 37350 | Urban | Q1 |
| 37351 | Urban | Q2 |
| 37352 | Large Rural | Q2 |
| 37353 | Urban | Q2 |
| 37354 | Small Rural | Q3 |
| 37355 | Large Rural | Q3 |
| 37356 | Small Rural | Q3 |
| 37357 | Large Rural | Q3 |
| 37359 | Small Rural | Q2 |
| 37360 | Large Rural | Q1 |
| 37361 | Urban | Q2 |
| 37362 | Urban | Q3 |

Appendix D. List of 5-Digit Zip Codes and Mapping to Urban and Socioeconomic Status Categories

| 5-Digit Zip Code | Rural/Urban Categorization | SES Quartile |
|------------------|----------------------------|--------------|
| 37363 | Urban | Q1 |
| 37364 | Urban | Q4 |
| 37365 | Urban | Q3 |
| 37366 | Large Rural | Q3 |
| 37367 | Large Rural | Q3 |
| 37369 | Urban | Q2 |
| 37370 | Urban | Q1 |
| 37371 | Large Rural | Q3 |
| 37373 | Urban | Q2 |
| 37374 | Urban | Q3 |
| 37375 | Isolated | Q2 |
| 37376 | Isolated | Q3 |
| 37377 | Urban | Q1 |
| 37378 | Large Rural | Q3 |
| 37379 | Urban | Q2 |
| 37380 | Urban | Q4 |
| 37381 | Isolated | Q3 |
| 37382 | Large Rural | Q3 |
| 37383 | Isolated | Q2 |
| 37384 | Urban | Q2 |
| 37385 | Urban | Q3 |
| 37387 | Isolated | Q3 |
| 37388 | Large Rural | Q3 |
| 37389 | Large Rural | Q3 |
| 37391 | Urban | Q2 |
| 37394 | Large Rural | Q2 |
| 37396 | Urban | Q4 |
| 37397 | Urban | Q3 |
| 37398 | Large Rural | Q3 |
| 37401 | Urban | Q4 |
| 37402 | Urban | Q4 |
| 37403 | Urban | Q4 |
| 37404 | Urban | Q4 |
| 37405 | Urban | Q2 |
| 37406 | Urban | Q4 |
| 37407 | Urban | Q4 |
| 37408 | Urban | Q4 |
| 37409 | Urban | Q3 |
| 37410 | Urban | Q4 |
| 37411 | Urban | Q3 |
| 37412 | Urban | Q3 |
| 37414 | Urban | Q3 |
| 37415 | Urban | Q3 |
| 37416 | Urban | Q2 |

Appendix D. List of 5-Digit Zip Codes and Mapping to Urban and Socioeconomic Status Categories

| 5-Digit Zip Code | Rural/Urban Categorization | SES Quartile |
|------------------|----------------------------|--------------|
| 37419 | Urban | Q2 |
| 37421 | Urban | Q2 |
| 37422 | Urban | Q2 |
| 37424 | Urban | Q2 |
| 37450 | Urban | Q4 |
| 37501 | Urban | Q4 |
| 37544 | Urban | Q4 |
| 37601 | Urban | Q3 |
| 37602 | Urban | Q3 |
| 37604 | Urban | Q3 |
| 37605 | Urban | Q3 |
| 37614 | Urban | Q1 |
| 37615 | Urban | Q2 |
| 37616 | Large Rural | Q2 |
| 37617 | Urban | Q2 |
| 37618 | Urban | Q2 |
| 37620 | Urban | Q3 |
| 37621 | Urban | Q3 |
| 37625 | Urban | Q3 |
| 37640 | Isolated | Q3 |
| 37641 | Large Rural | Q3 |
| 37642 | Urban | Q3 |
| 37643 | Urban | Q3 |
| 37644 | Urban | Q3 |
| 37645 | Urban | Q2 |
| 37650 | Urban | Q3 |
| 37656 | Urban | Q2 |
| 37657 | Urban | Q2 |
| 37658 | Urban | Q3 |
| 37659 | Urban | Q1 |
| 37660 | Urban | Q3 |
| 37662 | Urban | Q3 |
| 37663 | Urban | Q1 |
| 37664 | Urban | Q2 |
| 37665 | Urban | Q4 |
| 37669 | Urban | Q3 |
| 37680 | Isolated | Q3 |
| 37681 | Urban | Q2 |
| 37682 | Urban | Q2 |
| 37683 | Small Rural | Q3 |
| 37684 | Urban | Q3 |
| 37686 | Urban | Q2 |
| 37687 | Urban | Q3 |
| 37688 | Isolated | Q2 |

Appendix D. List of 5-Digit Zip Codes and Mapping to Urban and Socioeconomic Status Categories

| 5-Digit Zip Code | Rural/Urban Categorization | SES Quartile |
|------------------|----------------------------|--------------|
| 37690 | Urban | Q2 |
| 37691 | Isolated | Q3 |
| 37692 | Urban | Q3 |
| 37694 | Urban | Q2 |
| 37699 | Urban | Q2 |
| 37701 | Urban | Q3 |
| 37705 | Urban | Q2 |
| 37707 | Large Rural | Q4 |
| 37708 | Urban | Q3 |
| 37709 | Urban | Q2 |
| 37710 | Urban | Q3 |
| 37711 | Urban | Q3 |
| 37713 | Large Rural | Q3 |
| 37714 | Urban | Q3 |
| 37715 | Isolated | Q3 |
| 37716 | Urban | Q2 |
| 37717 | Urban | Q2 |
| 37719 | Urban | Q2 |
| 37721 | Urban | Q2 |
| 37722 | Large Rural | Q2 |
| 37723 | Large Rural | Q2 |
| 37724 | Large Rural | Q4 |
| 37725 | Small Rural | Q2 |
| 37726 | Urban | Q3 |
| 37727 | Large Rural | Q3 |
| 37729 | Urban | Q4 |
| 37730 | Isolated | Q2 |
| 37731 | Small Rural | Q1 |
| 37732 | Urban | Q3 |
| 37733 | Urban | Q1 |
| 37737 | Urban | Q1 |
| 37738 | Isolated | Q2 |
| 37742 | Urban | Q1 |
| 37743 | Large Rural | Q3 |
| 37744 | Large Rural | Q3 |
| 37745 | Large Rural | Q3 |
| 37748 | Urban | Q3 |
| 37752 | Large Rural | Q2 |
| 37753 | Large Rural | Q3 |
| 37754 | Urban | Q3 |
| 37755 | Isolated | Q3 |
| 37756 | Urban | Q4 |
| 37757 | Urban | Q3 |
| 37760 | Urban | Q3 |

Appendix D. List of 5-Digit Zip Codes and Mapping to Urban and Socioeconomic Status Categories

| 5-Digit Zip Code | Rural/Urban Categorization | SES Quartile |
|------------------|----------------------------|--------------|
| 37762 | Isolated | Q4 |
| 37763 | Urban | Q1 |
| 37764 | Large Rural | Q3 |
| 37765 | Urban | Q3 |
| 37766 | Urban | Q3 |
| 37769 | Urban | Q3 |
| 37770 | Urban | Q3 |
| 37771 | Urban | Q3 |
| 37772 | Urban | Q1 |
| 37773 | Small Rural | Q3 |
| 37774 | Urban | Q2 |
| 37777 | Urban | Q3 |
| 37778 | Urban | Q4 |
| 37779 | Urban | Q2 |
| 37801 | Urban | Q2 |
| 37802 | Urban | Q2 |
| 37803 | Urban | Q1 |
| 37804 | Urban | Q2 |
| 37806 | Urban | Q3 |
| 37807 | Urban | Q4 |
| 37809 | Urban | Q2 |
| 37810 | Urban | Q3 |
| 37811 | Urban | Q2 |
| 37813 | Urban | Q4 |
| 37814 | Urban | Q3 |
| 37815 | Urban | Q4 |
| 37816 | Urban | Q3 |
| 37818 | Large Rural | Q3 |
| 37819 | Urban | Q3 |
| 37820 | Urban | Q3 |
| 37821 | Large Rural | Q4 |
| 37822 | Large Rural | Q4 |
| 37824 | Small Rural | Q3 |
| 37825 | Small Rural | Q3 |
| 37826 | Large Rural | Q3 |
| 37828 | Urban | Q1 |
| 37829 | Urban | Q3 |
| 37830 | Urban | Q3 |
| 37831 | Urban | Q3 |
| 37840 | Urban | Q2 |
| 37841 | Small Rural | Q3 |
| 37843 | Large Rural | Q2 |
| 37845 | Urban | Q3 |
| 37846 | Urban | Q3 |

Appendix D. List of 5-Digit Zip Codes and Mapping to Urban and Socioeconomic Status Categories

| 5-Digit Zip Code | Rural/Urban Categorization | SES Quartile |
|------------------|----------------------------|--------------|
| 37847 | Urban | Q2 |
| 37848 | Urban | Q1 |
| 37849 | Urban | Q2 |
| 37851 | Isolated | Q2 |
| 37852 | Urban | Q3 |
| 37853 | Urban | Q2 |
| 37854 | Urban | Q3 |
| 37857 | Small Rural | Q3 |
| 37860 | Urban | Q3 |
| 37861 | Urban | Q2 |
| 37862 | Large Rural | Q3 |
| 37863 | Large Rural | Q3 |
| 37864 | Large Rural | Q3 |
| 37865 | Urban | Q2 |
| 37866 | Urban | Q2 |
| 37867 | Large Rural | Q2 |
| 37868 | Large Rural | Q3 |
| 37869 | Urban | Q4 |
| 37870 | Isolated | Q2 |
| 37871 | Urban | Q3 |
| 37872 | Urban | Q2 |
| 37873 | Urban | Q3 |
| 37874 | Small Rural | Q3 |
| 37876 | Large Rural | Q2 |
| 37877 | Urban | Q2 |
| 37878 | Urban | Q3 |
| 37879 | Small Rural | Q3 |
| 37880 | Urban | Q3 |
| 37881 | Urban | Q3 |
| 37882 | Urban | Q2 |
| 37885 | Urban | Q2 |
| 37886 | Urban | Q2 |
| 37887 | Urban | Q3 |
| 37888 | Urban | Q3 |
| 37890 | Urban | Q3 |
| 37891 | Urban | Q3 |
| 37892 | Urban | Q4 |
| 37901 | Urban | Q3 |
| 37902 | Urban | Q3 |
| 37909 | Urban | Q3 |
| 37912 | Urban | Q3 |
| 37914 | Urban | Q4 |
| 37915 | Urban | Q4 |
| 37916 | Urban | Q4 |

Appendix D. List of 5-Digit Zip Codes and Mapping to Urban and Socioeconomic Status Categories

| 5-Digit Zip Code | Rural/Urban Categorization | SES Quartile |
|------------------|----------------------------|--------------|
| 37917 | Urban | Q4 |
| 37918 | Urban | Q2 |
| 37919 | Urban | Q2 |
| 37920 | Urban | Q3 |
| 37921 | Urban | Q3 |
| 37922 | Urban | Q1 |
| 37923 | Urban | Q2 |
| 37924 | Urban | Q2 |
| 37927 | Urban | Q4 |
| 37928 | Urban | Q2 |
| 37929 | Urban | Q3 |
| 37930 | Urban | Q2 |
| 37931 | Urban | Q1 |
| 37932 | Urban | Q1 |
| 37933 | Urban | Q1 |
| 37934 | Urban | Q1 |
| 37938 | Urban | Q1 |
| 37939 | Urban | Q2 |
| 37940 | Urban | Q3 |
| 37950 | Urban | Q3 |
| 37995 | Urban | Q3 |
| 37996 | Urban | Q4 |
| 37997 | Urban | Q4 |
| 37998 | Urban | Q3 |
| 38001 | Urban | Q3 |
| 38002 | Urban | Q1 |
| 38004 | Urban | Q1 |
| 38006 | Urban | Q3 |
| 38007 | Large Rural | Q2 |
| 38008 | Small Rural | Q4 |
| 38010 | Urban | Q3 |
| 38011 | Urban | Q2 |
| 38012 | Small Rural | Q4 |
| 38014 | Urban | Q1 |
| 38015 | Urban | Q3 |
| 38016 | Urban | Q2 |
| 38017 | Urban | Q1 |
| 38018 | Urban | Q2 |
| 38019 | Small Rural | Q4 |
| 38021 | Urban | Q1 |
| 38023 | Urban | Q2 |
| 38024 | Large Rural | Q3 |
| 38025 | Large Rural | Q3 |
| 38027 | Urban | Q1 |

Appendix D. List of 5-Digit Zip Codes and Mapping to Urban and Socioeconomic Status Categories

| 5-Digit Zip Code | Rural/Urban Categorization | SES Quartile |
|------------------|----------------------------|--------------|
| 38028 | Urban | Q1 |
| 38029 | Urban | Missing |
| 38030 | Large Rural | Q3 |
| 38034 | Urban | Q3 |
| 38036 | Urban | Q4 |
| 38037 | Small Rural | Q3 |
| 38039 | Urban | Q3 |
| 38040 | Small Rural | Q3 |
| 38041 | Small Rural | Q3 |
| 38042 | Small Rural | Q3 |
| 38044 | Small Rural | Q2 |
| 38045 | Urban | Q3 |
| 38046 | Urban | Q1 |
| 38047 | Large Rural | Q2 |
| 38048 | Urban | Q1 |
| 38049 | Urban | Q3 |
| 38050 | Urban | Q4 |
| 38052 | Urban | Q3 |
| 38053 | Urban | Q3 |
| 38054 | Urban | Q1 |
| 38055 | Urban | Q3 |
| 38057 | Urban | Q2 |
| 38058 | Urban | Q2 |
| 38059 | Large Rural | Q2 |
| 38060 | Urban | Q1 |
| 38061 | Urban | Q3 |
| 38063 | Small Rural | Q4 |
| 38066 | Urban | Q2 |
| 38067 | Urban | Q3 |
| 38068 | Urban | Q3 |
| 38069 | Urban | Q4 |
| 38070 | Large Rural | Q3 |
| 38071 | Urban | Q1 |
| 38075 | Isolated | Q4 |
| 38076 | Urban | Q2 |
| 38077 | Large Rural | Q2 |
| 38079 | Isolated | Q4 |
| 38080 | Large Rural | Q4 |
| 38083 | Urban | Q3 |
| 38088 | Urban | Q2 |
| 38101 | Urban | Q4 |
| 38103 | Urban | Q3 |
| 38104 | Urban | Q3 |
| 38105 | Urban | Q4 |

Appendix D. List of 5-Digit Zip Codes and Mapping to Urban and Socioeconomic Status Categories

| 5-Digit Zip Code | Rural/Urban Categorization | SES Quartile |
|------------------|----------------------------|--------------|
| 38106 | Urban | Q4 |
| 38107 | Urban | Q4 |
| 38108 | Urban | Q4 |
| 38109 | Urban | Q4 |
| 38111 | Urban | Q4 |
| 38112 | Urban | Q4 |
| 38113 | Urban | Q4 |
| 38114 | Urban | Q4 |
| 38115 | Urban | Q4 |
| 38116 | Urban | Q4 |
| 38117 | Urban | Q1 |
| 38118 | Urban | Q4 |
| 38119 | Urban | Q2 |
| 38120 | Urban | Q1 |
| 38122 | Urban | Q4 |
| 38124 | Urban | Q1 |
| 38125 | Urban | Q2 |
| 38126 | Urban | Q4 |
| 38127 | Urban | Q4 |
| 38128 | Urban | Q4 |
| 38130 | Urban | Q4 |
| 38131 | Urban | Missing |
| 38132 | Urban | Missing |
| 38133 | Urban | Q2 |
| 38134 | Urban | Q3 |
| 38135 | Urban | Q1 |
| 38136 | Urban | Q4 |
| 38137 | Urban | Q1 |
| 38138 | Urban | Q1 |
| 38139 | Urban | Q1 |
| 38141 | Urban | Q3 |
| 38145 | Urban | Q3 |
| 38148 | Urban | Q3 |
| 38150 | Urban | Q4 |
| 38151 | Urban | Q4 |
| 38152 | Urban | Q1 |
| 38157 | Urban | Q1 |
| 38159 | Urban | Q3 |
| 38161 | Urban | Q1 |
| 38163 | Urban | Q3 |
| 38166 | Urban | Q1 |
| 38167 | Urban | Q4 |
| 38168 | Urban | Q4 |
| 38173 | Urban | Q3 |

Appendix D. List of 5-Digit Zip Codes and Mapping to Urban and Socioeconomic Status Categories

| 5-Digit Zip Code | Rural/Urban Categorization | SES Quartile |
|------------------|----------------------------|--------------|
| 38174 | Urban | Q3 |
| 38175 | Urban | Q4 |
| 38177 | Urban | Q1 |
| 38181 | Urban | Q4 |
| 38182 | Urban | Q4 |
| 38183 | Urban | Q1 |
| 38184 | Urban | Q3 |
| 38186 | Urban | Q4 |
| 38187 | Urban | Q2 |
| 38188 | Urban | Q1 |
| 38190 | Urban | Q4 |
| 38193 | Urban | Q4 |
| 38194 | Urban | Missing |
| 38197 | Urban | Q1 |
| 38201 | Small Rural | Q3 |
| 38220 | Small Rural | Q3 |
| 38221 | Large Rural | Q3 |
| 38222 | Large Rural | Q2 |
| 38223 | Large Rural | Q3 |
| 38224 | Large Rural | Q3 |
| 38225 | Large Rural | Q2 |
| 38226 | Large Rural | Q3 |
| 38229 | Small Rural | Q3 |
| 38230 | Isolated | Q3 |
| 38231 | Large Rural | Q3 |
| 38232 | Large Rural | Q3 |
| 38233 | Large Rural | Q2 |
| 38235 | Small Rural | Q3 |
| 38236 | Large Rural | Q2 |
| 38237 | Large Rural | Q3 |
| 38238 | Large Rural | Q3 |
| 38240 | Large Rural | Q3 |
| 38241 | Large Rural | Q2 |
| 38242 | Large Rural | Q3 |
| 38251 | Large Rural | Q2 |
| 38253 | Large Rural | Q2 |
| 38254 | Large Rural | Q3 |
| 38255 | Large Rural | Q3 |
| 38256 | Large Rural | Q2 |
| 38257 | Small Rural | Q2 |
| 38258 | Small Rural | Q3 |
| 38259 | Large Rural | Q2 |
| 38260 | Large Rural | Q3 |
| 38261 | Large Rural | Q4 |

Appendix D. List of 5-Digit Zip Codes and Mapping to Urban and Socioeconomic Status Categories

| 5-Digit Zip Code | Rural/Urban Categorization | SES Quartile |
|------------------|----------------------------|--------------|
| 38271 | Large Rural | Q4 |
| 38281 | Large Rural | Q4 |
| 38301 | Urban | Q4 |
| 38302 | Urban | Q4 |
| 38303 | Urban | Q4 |
| 38305 | Urban | Q2 |
| 38308 | Urban | Q2 |
| 38310 | Isolated | Q3 |
| 38311 | Small Rural | Q1 |
| 38313 | Urban | Q2 |
| 38314 | Urban | Q4 |
| 38315 | Small Rural | Q3 |
| 38316 | Small Rural | Q2 |
| 38317 | Isolated | Q3 |
| 38318 | Isolated | Q3 |
| 38320 | Small Rural | Q3 |
| 38321 | Small Rural | Q3 |
| 38324 | Isolated | Q2 |
| 38326 | Isolated | Q2 |
| 38327 | Small Rural | Q4 |
| 38328 | Small Rural | Q2 |
| 38329 | Small Rural | Q2 |
| 38330 | Small Rural | Q2 |
| 38331 | Small Rural | Q3 |
| 38332 | Small Rural | Q2 |
| 38333 | Small Rural | Q1 |
| 38334 | Small Rural | Q3 |
| 38336 | Urban | Q2 |
| 38337 | Urban | Q2 |
| 38338 | Urban | Q3 |
| 38339 | Isolated | Q3 |
| 38340 | Small Rural | Q3 |
| 38341 | Small Rural | Q3 |
| 38342 | Isolated | Q3 |
| 38343 | Urban | Q3 |
| 38344 | Isolated | Q3 |
| 38345 | Urban | Q2 |
| 38346 | Small Rural | Q2 |
| 38347 | Small Rural | Q3 |
| 38348 | Small Rural | Q3 |
| 38351 | Small Rural | Q3 |
| 38352 | Small Rural | Q2 |
| 38355 | Urban | Q1 |
| 38356 | Urban | Q2 |

Appendix D. List of 5-Digit Zip Codes and Mapping to Urban and Socioeconomic Status Categories

| 5-Digit Zip Code | Rural/Urban Categorization | SES Quartile |
|------------------|----------------------------|--------------|
| 38357 | Isolated | Q3 |
| 38358 | Small Rural | Q3 |
| 38359 | Small Rural | Q2 |
| 38361 | Small Rural | Q3 |
| 38362 | Urban | Q1 |
| 38363 | Isolated | Q3 |
| 38365 | Isolated | Q1 |
| 38366 | Urban | Q1 |
| 38367 | Small Rural | Q2 |
| 38368 | Small Rural | Q3 |
| 38369 | Small Rural | Q3 |
| 38370 | Small Rural | Q3 |
| 38371 | Small Rural | Q3 |
| 38372 | Small Rural | Q3 |
| 38374 | Small Rural | Q3 |
| 38375 | Small Rural | Q3 |
| 38376 | Isolated | Q1 |
| 38377 | Urban | Q2 |
| 38378 | Urban | Q1 |
| 38379 | Small Rural | Q2 |
| 38380 | Isolated | Q3 |
| 38381 | Small Rural | Q3 |
| 38382 | Small Rural | Q3 |
| 38387 | Isolated | Q2 |
| 38388 | Small Rural | Q3 |
| 38389 | Small Rural | Q2 |
| 38390 | Isolated | Q2 |
| 38391 | Urban | Q2 |
| 38392 | Urban | Q1 |
| 38393 | Small Rural | Q2 |
| 38401 | Large Rural | Q3 |
| 38402 | Large Rural | Q3 |
| 38425 | Isolated | Q3 |
| 38449 | Urban | Q3 |
| 38450 | Isolated | Q3 |
| 38451 | Large Rural | Q2 |
| 38452 | Urban | Q3 |
| 38453 | Small Rural | Q1 |
| 38454 | Isolated | Q3 |
| 38455 | Urban | Q2 |
| 38456 | Large Rural | Q4 |
| 38457 | Large Rural | Q2 |
| 38459 | Small Rural | Q1 |
| 38460 | Small Rural | Q2 |

Appendix D. List of 5-Digit Zip Codes and Mapping to Urban and Socioeconomic Status Categories

| 5-Digit Zip Code | Rural/Urban Categorization | SES Quartile |
|------------------|----------------------------|--------------|
| 38461 | Large Rural | Q2 |
| 38462 | Small Rural | Q3 |
| 38463 | Urban | Q2 |
| 38464 | Large Rural | Q3 |
| 38468 | Large Rural | Q2 |
| 38469 | Large Rural | Q2 |
| 38471 | Urban | Q3 |
| 38472 | Large Rural | Q2 |
| 38473 | Small Rural | Q3 |
| 38474 | Large Rural | Q3 |
| 38475 | Small Rural | Q2 |
| 38476 | Urban | Q1 |
| 38477 | Small Rural | Q2 |
| 38478 | Small Rural | Q3 |
| 38481 | Large Rural | Q2 |
| 38482 | Urban | Q2 |
| 38483 | Large Rural | Q2 |
| 38485 | Isolated | Q2 |
| 38486 | Large Rural | Q2 |
| 38487 | Urban | Q4 |
| 38488 | Urban | Q2 |
| 38501 | Large Rural | Q4 |
| 38502 | Large Rural | Q4 |
| 38503 | Large Rural | Q4 |
| 38504 | Isolated | Q2 |
| 38505 | Large Rural | Q1 |
| 38506 | Large Rural | Q2 |
| 38541 | Large Rural | Q2 |
| 38542 | Large Rural | Missing |
| 38543 | Small Rural | Q2 |
| 38544 | Large Rural | Q2 |
| 38545 | Large Rural | Q3 |
| 38547 | Urban | Q1 |
| 38548 | Large Rural | Q3 |
| 38549 | Isolated | Q2 |
| 38550 | Large Rural | Q2 |
| 38551 | Large Rural | Q4 |
| 38552 | Small Rural | Q1 |
| 38553 | Isolated | Q2 |
| 38554 | Large Rural | Q3 |
| 38555 | Large Rural | Q3 |
| 38556 | Isolated | Q4 |
| 38557 | Large Rural | Q3 |
| 38558 | Large Rural | Q1 |

Appendix D. List of 5-Digit Zip Codes and Mapping to Urban and Socioeconomic Status Categories

| 5-Digit Zip Code | Rural/Urban Categorization | SES Quartile |
|------------------|----------------------------|--------------|
| 38559 | Large Rural | Q2 |
| 38560 | Small Rural | Q2 |
| 38562 | Large Rural | Q3 |
| 38563 | Urban | Q3 |
| 38564 | Large Rural | Q2 |
| 38565 | Isolated | Q3 |
| 38567 | Urban | Q1 |
| 38568 | Large Rural | Q2 |
| 38569 | Urban | Q1 |
| 38570 | Small Rural | Q3 |
| 38571 | Large Rural | Q3 |
| 38572 | Large Rural | Q2 |
| 38573 | Small Rural | Q2 |
| 38574 | Large Rural | Q3 |
| 38575 | Large Rural | Q1 |
| 38577 | Isolated | Q1 |
| 38578 | Large Rural | Q2 |
| 38579 | Large Rural | Q3 |
| 38580 | Large Rural | Q2 |
| 38581 | Large Rural | Q2 |
| 38582 | Large Rural | Q1 |
| 38583 | Small Rural | Q3 |
| 38585 | Large Rural | Q2 |
| 38587 | Large Rural | Q3 |
| 38588 | Large Rural | Q3 |
| 38589 | Small Rural | Q4 |
| 38601 | Large Rural | Q3 |
| 38602 | Urban | Q3 |
| 38603 | Urban | Q3 |
| 38606 | Small Rural | Q3 |
| 38609 | Isolated | Q4 |
| 38610 | Isolated | Q3 |
| 38611 | Urban | Q3 |
| 38614 | Large Rural | Q4 |
| 38617 | Large Rural | Q4 |
| 38618 | Urban | Q3 |
| 38619 | Urban | Q4 |
| 38620 | Small Rural | Q3 |
| 38621 | Urban | Q4 |
| 38622 | Isolated | Q4 |
| 38623 | Isolated | Q4 |
| 38625 | Isolated | Q3 |
| 38626 | Isolated | Q4 |
| 38627 | Small Rural | Q3 |

Appendix D. List of 5-Digit Zip Codes and Mapping to Urban and Socioeconomic Status Categories

| 5-Digit Zip Code | Rural/Urban Categorization | SES Quartile |
|------------------|----------------------------|--------------|
| 38628 | Isolated | Q4 |
| 38629 | Isolated | Q3 |
| 38630 | Large Rural | Q3 |
| 38631 | Large Rural | Q4 |
| 38632 | Urban | Q1 |
| 38633 | Urban | Q3 |
| 38634 | Urban | Q3 |
| 38635 | Urban | Q3 |
| 38637 | Urban | Q3 |
| 38638 | Urban | Q3 |
| 38639 | Large Rural | Q4 |
| 38641 | Urban | Q2 |
| 38642 | Urban | Q2 |
| 38643 | Isolated | Q4 |
| 38644 | Large Rural | Q3 |
| 38645 | Large Rural | Q4 |
| 38646 | Isolated | Q4 |
| 38647 | Urban | Q2 |
| 38649 | Urban | Q2 |
| 38650 | Small Rural | Q3 |
| 38651 | Urban | Q1 |
| 38652 | Small Rural | Q3 |
| 38654 | Urban | Q1 |
| 38655 | Large Rural | Q3 |
| 38658 | Small Rural | Q2 |
| 38659 | Urban | Q3 |
| 38661 | Urban | Q2 |
| 38663 | Small Rural | Q3 |
| 38664 | Isolated | Q4 |
| 38665 | Urban | Q3 |
| 38666 | Urban | Q4 |
| 38668 | Urban | Q3 |
| 38669 | Large Rural | Q4 |
| 38670 | Isolated | Q4 |
| 38671 | Urban | Q3 |
| 38672 | Urban | Q1 |
| 38673 | Large Rural | Q2 |
| 38674 | Isolated | Q2 |
| 38675 | Large Rural | Q3 |
| 38676 | Small Rural | Q4 |
| 38677 | Large Rural | Q4 |
| 38679 | Urban | Q3 |
| 38680 | Urban | Q2 |
| 38683 | Isolated | Q3 |

Appendix D. List of 5-Digit Zip Codes and Mapping to Urban and Socioeconomic Status Categories

| 5-Digit Zip Code | Rural/Urban Categorization | SES Quartile |
|------------------|----------------------------|--------------|
| 38685 | Urban | Q3 |
| 38686 | Urban | Q2 |
| 38701 | Large Rural | Q4 |
| 38702 | Large Rural | Missing |
| 38703 | Large Rural | Q4 |
| 38704 | Large Rural | Q1 |
| 38720 | Large Rural | Q4 |
| 38721 | Large Rural | Q3 |
| 38722 | Large Rural | Q4 |
| 38723 | Large Rural | Q1 |
| 38725 | Large Rural | Q4 |
| 38726 | Large Rural | Q4 |
| 38730 | Large Rural | Q4 |
| 38731 | Large Rural | Q4 |
| 38732 | Large Rural | Q4 |
| 38733 | Large Rural | Q4 |
| 38736 | Small Rural | Q3 |
| 38737 | Isolated | Q4 |
| 38738 | Isolated | Q3 |
| 38739 | Large Rural | Q4 |
| 38740 | Large Rural | Q4 |
| 38744 | Large Rural | Q4 |
| 38745 | Isolated | Q4 |
| 38746 | Large Rural | Q4 |
| 38748 | Small Rural | Q4 |
| 38749 | Large Rural | Q1 |
| 38751 | Large Rural | Q4 |
| 38753 | Large Rural | Q4 |
| 38754 | Small Rural | Q4 |
| 38756 | Small Rural | Q4 |
| 38759 | Large Rural | Q2 |
| 38760 | Large Rural | Q4 |
| 38761 | Large Rural | Q4 |
| 38762 | Large Rural | Q4 |
| 38764 | Large Rural | Q4 |
| 38765 | Large Rural | Q2 |
| 38767 | Large Rural | Q1 |
| 38768 | Isolated | Q3 |
| 38769 | Large Rural | Q4 |
| 38771 | Small Rural | Q4 |
| 38772 | Large Rural | Q2 |
| 38773 | Large Rural | Q4 |
| 38774 | Large Rural | Q4 |
| 38776 | Small Rural | Q4 |

Appendix D. List of 5-Digit Zip Codes and Mapping to Urban and Socioeconomic Status Categories

| 5-Digit Zip Code | Rural/Urban Categorization | SES Quartile |
|------------------|----------------------------|--------------|
| 38778 | Large Rural | Q4 |
| 38780 | Large Rural | Q4 |
| 38781 | Large Rural | Q4 |
| 38782 | Large Rural | Q4 |
| 38801 | Large Rural | Q4 |
| 38802 | Large Rural | Q3 |
| 38803 | Large Rural | Q4 |
| 38804 | Large Rural | Q3 |
| 38820 | Small Rural | Q3 |
| 38821 | Small Rural | Q3 |
| 38824 | Large Rural | Q4 |
| 38825 | Small Rural | Q3 |
| 38826 | Large Rural | Q2 |
| 38827 | Isolated | Q3 |
| 38828 | Large Rural | Q3 |
| 38829 | Small Rural | Q3 |
| 38833 | Isolated | Q4 |
| 38834 | Large Rural | Q3 |
| 38835 | Large Rural | Q3 |
| 38838 | Isolated | Q2 |
| 38839 | Small Rural | Q4 |
| 38841 | Isolated | Q3 |
| 38843 | Small Rural | Q3 |
| 38844 | Small Rural | Q2 |
| 38846 | Large Rural | Q2 |
| 38847 | Small Rural | Q2 |
| 38848 | Small Rural | Q1 |
| 38849 | Large Rural | Q2 |
| 38850 | Small Rural | Q3 |
| 38851 | Small Rural | Q4 |
| 38852 | Isolated | Q2 |
| 38855 | Large Rural | Q3 |
| 38856 | Large Rural | Q1 |
| 38857 | Large Rural | Q2 |
| 38858 | Large Rural | Q4 |
| 38859 | Large Rural | Q2 |
| 38860 | Isolated | Q4 |
| 38862 | Large Rural | Q2 |
| 38863 | Small Rural | Q3 |
| 38864 | Small Rural | Q2 |
| 38865 | Large Rural | Q2 |
| 38866 | Large Rural | Q2 |
| 38868 | Large Rural | Q3 |
| 38869 | Large Rural | Q4 |

Appendix D. List of 5-Digit Zip Codes and Mapping to Urban and Socioeconomic Status Categories

| 5-Digit Zip Code | Rural/Urban Categorization | SES Quartile |
|------------------|----------------------------|--------------|
| 38870 | Small Rural | Q2 |
| 38871 | Small Rural | Q2 |
| 38873 | Isolated | Q2 |
| 38874 | Small Rural | Q2 |
| 38875 | Small Rural | Q4 |
| 38876 | Small Rural | Q3 |
| 38877 | Small Rural | Q4 |
| 38878 | Small Rural | Q3 |
| 38879 | Large Rural | Q4 |
| 38880 | Small Rural | Q3 |
| 38901 | Large Rural | Q4 |
| 38902 | Large Rural | Q4 |
| 38913 | Isolated | Q3 |
| 38914 | Small Rural | Q3 |
| 38915 | Isolated | Q4 |
| 38916 | Small Rural | Q4 |
| 38917 | Large Rural | Q2 |
| 38920 | Large Rural | Q2 |
| 38921 | Small Rural | Q3 |
| 38922 | Small Rural | Q3 |
| 38923 | Large Rural | Q3 |
| 38924 | Large Rural | Q4 |
| 38925 | Isolated | Q4 |
| 38926 | Large Rural | Q4 |
| 38927 | Small Rural | Q3 |
| 38928 | Large Rural | Q4 |
| 38929 | Large Rural | Q2 |
| 38930 | Large Rural | Q4 |
| 38935 | Large Rural | Q4 |
| 38940 | Large Rural | Q2 |
| 38941 | Small Rural | Q4 |
| 38943 | Large Rural | Q1 |
| 38944 | Large Rural | Q4 |
| 38945 | Large Rural | Q1 |
| 38946 | Small Rural | Q4 |
| 38947 | Large Rural | Q3 |
| 38948 | Isolated | Q3 |
| 38949 | Large Rural | Q1 |
| 38950 | Large Rural | Q2 |
| 38951 | Small Rural | Q3 |
| 38952 | Large Rural | Q3 |
| 38953 | Isolated | Q1 |
| 38954 | Large Rural | Q4 |
| 38955 | Small Rural | Q4 |

Appendix D. List of 5-Digit Zip Codes and Mapping to Urban and Socioeconomic Status Categories

| 5-Digit Zip Code | Rural/Urban Categorization | SES Quartile |
|------------------|----------------------------|--------------|
| 38957 | Isolated | Q4 |
| 38958 | Large Rural | Q1 |
| 38959 | Large Rural | Q1 |
| 38960 | Large Rural | Q4 |
| 38961 | Isolated | Q2 |
| 38962 | Small Rural | Q1 |
| 38963 | Isolated | Q4 |
| 38964 | Isolated | Q2 |
| 38965 | Small Rural | Q3 |
| 38966 | Isolated | Q4 |
| 38967 | Small Rural | Q4 |
| 39038 | Small Rural | Q4 |
| 39039 | Large Rural | Q2 |
| 39040 | Urban | Q3 |
| 39041 | Urban | Q3 |
| 39042 | Urban | Q1 |
| 39043 | Urban | Q1 |
| 39044 | Urban | Q1 |
| 39045 | Urban | Q3 |
| 39046 | Urban | Q4 |
| 39047 | Urban | Q1 |
| 39051 | Urban | Q4 |
| 39054 | Large Rural | Q4 |
| 39056 | Urban | Q2 |
| 39057 | Large Rural | Q4 |
| 39058 | Urban | Q2 |
| 39059 | Urban | Q4 |
| 39060 | Urban | Q2 |
| 39061 | Large Rural | Q1 |
| 39062 | Urban | Q3 |
| 39063 | Small Rural | Q4 |
| 39066 | Urban | Q3 |
| 39067 | Small Rural | Q3 |
| 39069 | Isolated | Q4 |
| 39071 | Urban | Q3 |
| 39073 | Urban | Q2 |
| 39074 | Small Rural | Q4 |
| 39077 | Urban | Q4 |
| 39078 | Urban | Q3 |
| 39079 | Urban | Q4 |
| 39080 | Small Rural | Q4 |
| 39081 | Isolated | Q4 |
| 39082 | Urban | Q3 |
| 39083 | Small Rural | Q4 |

Appendix D. List of 5-Digit Zip Codes and Mapping to Urban and Socioeconomic Status Categories

| 5-Digit Zip Code | Rural/Urban Categorization | SES Quartile |
|------------------|----------------------------|--------------|
| 39086 | Large Rural | Q3 |
| 39087 | Urban | Q4 |
| 39088 | Large Rural | Q1 |
| 39090 | Small Rural | Q4 |
| 39092 | Small Rural | Q3 |
| 39094 | Urban | Q3 |
| 39095 | Isolated | Q4 |
| 39096 | Large Rural | Q4 |
| 39097 | Small Rural | Q3 |
| 39098 | Urban | Q4 |
| 39107 | Small Rural | Q4 |
| 39108 | Small Rural | Q4 |
| 39109 | Urban | Q4 |
| 39110 | Urban | Q1 |
| 39111 | Urban | Q4 |
| 39113 | Isolated | Q4 |
| 39114 | Urban | Q3 |
| 39115 | Small Rural | Q3 |
| 39116 | Isolated | Q2 |
| 39117 | Urban | Q4 |
| 39119 | Urban | Q4 |
| 39120 | Large Rural | Q4 |
| 39121 | Large Rural | Q4 |
| 39122 | Large Rural | Q4 |
| 39130 | Urban | Q1 |
| 39140 | Urban | Q3 |
| 39144 | Large Rural | Q4 |
| 39145 | Urban | Q2 |
| 39146 | Urban | Q3 |
| 39148 | Urban | Q1 |
| 39149 | Urban | Q3 |
| 39150 | Large Rural | Q4 |
| 39151 | Urban | Q1 |
| 39152 | Urban | Q3 |
| 39153 | Isolated | Q3 |
| 39154 | Urban | Q1 |
| 39156 | Large Rural | Q1 |
| 39157 | Urban | Q3 |
| 39158 | Urban | Q3 |
| 39159 | Large Rural | Q4 |
| 39160 | Small Rural | Q4 |
| 39161 | Urban | Q1 |
| 39162 | Large Rural | Q2 |
| 39163 | Urban | Q4 |

Appendix D. List of 5-Digit Zip Codes and Mapping to Urban and Socioeconomic Status Categories

| 5-Digit Zip Code | Rural/Urban Categorization | SES Quartile |
|------------------|----------------------------|--------------|
| 39165 | Large Rural | Q4 |
| 39166 | Small Rural | Q4 |
| 39167 | Urban | Missing |
| 39168 | Isolated | Q3 |
| 39169 | Large Rural | Q4 |
| 39170 | Urban | Q2 |
| 39171 | Small Rural | Q4 |
| 39173 | Large Rural | Q4 |
| 39174 | Urban | Q2 |
| 39175 | Urban | Q3 |
| 39176 | Large Rural | Q4 |
| 39177 | Isolated | Q1 |
| 39179 | Large Rural | Q3 |
| 39180 | Large Rural | Q3 |
| 39181 | Large Rural | Q3 |
| 39182 | Large Rural | Q3 |
| 39183 | Large Rural | Q3 |
| 39189 | Isolated | Q4 |
| 39190 | Large Rural | Q4 |
| 39191 | Isolated | Q2 |
| 39192 | Small Rural | Q4 |
| 39193 | Urban | Q3 |
| 39194 | Large Rural | Q4 |
| 39201 | Urban | Q4 |
| 39202 | Urban | Q4 |
| 39203 | Urban | Q4 |
| 39204 | Urban | Q4 |
| 39205 | Urban | Q4 |
| 39206 | Urban | Q4 |
| 39207 | Urban | Q4 |
| 39208 | Urban | Q3 |
| 39209 | Urban | Q4 |
| 39210 | Urban | Q4 |
| 39211 | Urban | Q2 |
| 39212 | Urban | Q4 |
| 39213 | Urban | Q4 |
| 39215 | Urban | Q4 |
| 39216 | Urban | Q3 |
| 39217 | Urban | Q1 |
| 39218 | Urban | Q3 |
| 39225 | Urban | Q4 |
| 39232 | Urban | Q2 |
| 39236 | Urban | Q2 |
| 39250 | Urban | Q4 |

Appendix D. List of 5-Digit Zip Codes and Mapping to Urban and Socioeconomic Status Categories

| 5-Digit Zip Code | Rural/Urban Categorization | SES Quartile |
|------------------|----------------------------|--------------|
| 39269 | Urban | Missing |
| 39271 | Urban | Q4 |
| 39272 | Urban | Q2 |
| 39282 | Urban | Q4 |
| 39283 | Urban | Q4 |
| 39284 | Urban | Q4 |
| 39286 | Urban | Q4 |
| 39288 | Urban | Q3 |
| 39289 | Urban | Q4 |
| 39296 | Urban | Q3 |
| 39298 | Urban | Q3 |
| 39301 | Large Rural | Q4 |
| 39302 | Large Rural | Q4 |
| 39303 | Large Rural | Q4 |
| 39304 | Large Rural | Q4 |
| 39305 | Large Rural | Q2 |
| 39307 | Large Rural | Q4 |
| 39309 | Large Rural | Q1 |
| 39320 | Large Rural | Q1 |
| 39322 | Small Rural | Q2 |
| 39323 | Large Rural | Q2 |
| 39324 | Small Rural | Q3 |
| 39325 | Large Rural | Q1 |
| 39326 | Large Rural | Q4 |
| 39327 | Large Rural | Q3 |
| 39328 | Large Rural | Q3 |
| 39330 | Large Rural | Q2 |
| 39332 | Large Rural | Q3 |
| 39335 | Large Rural | Q2 |
| 39336 | Large Rural | Q2 |
| 39337 | Large Rural | Q2 |
| 39338 | Large Rural | Q3 |
| 39339 | Small Rural | Q4 |
| 39341 | Large Rural | Q4 |
| 39342 | Large Rural | Q4 |
| 39345 | Small Rural | Q3 |
| 39346 | Small Rural | Q3 |
| 39347 | Large Rural | Q3 |
| 39348 | Large Rural | Q3 |
| 39350 | Small Rural | Q4 |
| 39352 | Large Rural | Q1 |
| 39354 | Large Rural | Q3 |
| 39355 | Large Rural | Q3 |
| 39356 | Large Rural | Q3 |

Appendix D. List of 5-Digit Zip Codes and Mapping to Urban and Socioeconomic Status Categories

| 5-Digit Zip Code | Rural/Urban Categorization | SES Quartile |
|------------------|----------------------------|--------------|
| 39358 | Large Rural | Q4 |
| 39359 | Small Rural | Q2 |
| 39360 | Large Rural | Q3 |
| 39361 | Large Rural | Q3 |
| 39362 | Small Rural | Q4 |
| 39363 | Large Rural | Q3 |
| 39364 | Large Rural | Q3 |
| 39365 | Large Rural | Q3 |
| 39366 | Large Rural | Q3 |
| 39367 | Small Rural | Q3 |
| 39401 | Urban | Q4 |
| 39402 | Urban | Q3 |
| 39403 | Urban | Q4 |
| 39404 | Urban | Q3 |
| 39406 | Urban | Q1 |
| 39407 | Urban | Q4 |
| 39421 | Urban | Q4 |
| 39422 | Large Rural | Q3 |
| 39423 | Urban | Q3 |
| 39425 | Urban | Q4 |
| 39426 | Large Rural | Q2 |
| 39427 | Small Rural | Q3 |
| 39428 | Urban | Q3 |
| 39429 | Small Rural | Q4 |
| 39436 | Urban | Q2 |
| 39437 | Urban | Q3 |
| 39439 | Large Rural | Q3 |
| 39440 | Large Rural | Q4 |
| 39441 | Large Rural | Q4 |
| 39442 | Large Rural | Q4 |
| 39443 | Large Rural | Q2 |
| 39451 | Isolated | Q3 |
| 39452 | Isolated | Q2 |
| 39455 | Isolated | Q3 |
| 39456 | Urban | Q2 |
| 39457 | Large Rural | Q2 |
| 39459 | Urban | Q3 |
| 39460 | Large Rural | Q3 |
| 39461 | Isolated | Q1 |
| 39462 | Urban | Q3 |
| 39463 | Large Rural | Q3 |
| 39464 | Urban | Q2 |
| 39465 | Urban | Q2 |
| 39466 | Large Rural | Q3 |

Appendix D. List of 5-Digit Zip Codes and Mapping to Urban and Socioeconomic Status Categories

| 5-Digit Zip Code | Rural/Urban Categorization | SES Quartile |
|------------------|----------------------------|--------------|
| 39470 | Isolated | Q3 |
| 39474 | Urban | Q4 |
| 39475 | Urban | Q2 |
| 39476 | Urban | Q2 |
| 39477 | Large Rural | Q1 |
| 39478 | Small Rural | Q3 |
| 39479 | Urban | Q2 |
| 39480 | Large Rural | Q2 |
| 39481 | Large Rural | Q3 |
| 39482 | Urban | Q2 |
| 39483 | Small Rural | Q3 |
| 39501 | Urban | Q4 |
| 39502 | Urban | Q4 |
| 39503 | Urban | Q3 |
| 39505 | Urban | Q3 |
| 39506 | Urban | Q3 |
| 39507 | Urban | Q3 |
| 39520 | Urban | Q4 |
| 39521 | Urban | Q4 |
| 39522 | Urban | Q3 |
| 39525 | Urban | Q1 |
| 39529 | Urban | Q3 |
| 39530 | Urban | Q4 |
| 39531 | Urban | Q4 |
| 39532 | Urban | Q3 |
| 39533 | Urban | Q4 |
| 39534 | Urban | Q1 |
| 39535 | Urban | Q4 |
| 39540 | Urban | Q3 |
| 39552 | Urban | Q3 |
| 39553 | Urban | Q3 |
| 39555 | Urban | Q2 |
| 39556 | Urban | Q3 |
| 39558 | Urban | Q4 |
| 39560 | Urban | Q3 |
| 39561 | Small Rural | Q3 |
| 39562 | Urban | Q2 |
| 39563 | Urban | Q3 |
| 39564 | Urban | Q2 |
| 39565 | Urban | Q2 |
| 39566 | Urban | Q2 |
| 39567 | Urban | Q4 |
| 39568 | Urban | Q4 |
| 39569 | Urban | Q4 |

Appendix D. List of 5-Digit Zip Codes and Mapping to Urban and Socioeconomic Status Categories

| 5-Digit Zip Code | Rural/Urban Categorization | SES Quartile |
|------------------|----------------------------|--------------|
| 39571 | Urban | Q2 |
| 39572 | Urban | Q3 |
| 39573 | Small Rural | Q2 |
| 39574 | Urban | Q2 |
| 39576 | Urban | Q4 |
| 39577 | Small Rural | Q3 |
| 39581 | Urban | Q4 |
| 39595 | Urban | Q4 |
| 39601 | Large Rural | Q3 |
| 39602 | Large Rural | Q3 |
| 39603 | Large Rural | Q3 |
| 39629 | Large Rural | Q2 |
| 39630 | Large Rural | Q4 |
| 39631 | Isolated | Q3 |
| 39632 | Large Rural | Q4 |
| 39633 | Isolated | Q3 |
| 39635 | Large Rural | Q1 |
| 39638 | Large Rural | Q4 |
| 39641 | Large Rural | Q3 |
| 39643 | Small Rural | Q3 |
| 39645 | Large Rural | Q2 |
| 39647 | Large Rural | Q1 |
| 39648 | Large Rural | Q4 |
| 39649 | Large Rural | Q4 |
| 39652 | Large Rural | Q4 |
| 39653 | Large Rural | Q2 |
| 39654 | Large Rural | Q3 |
| 39656 | Small Rural | Q3 |
| 39657 | Large Rural | Q3 |
| 39661 | Large Rural | Q3 |
| 39662 | Large Rural | Q2 |
| 39663 | Urban | Q3 |
| 39664 | Large Rural | Q3 |
| 39665 | Large Rural | Q2 |
| 39666 | Large Rural | Q3 |
| 39667 | Isolated | Q3 |
| 39668 | Isolated | Q1 |
| 39669 | Isolated | Q4 |
| 39701 | Large Rural | Q4 |
| 39702 | Large Rural | Q3 |
| 39703 | Large Rural | Q4 |
| 39704 | Large Rural | Q3 |
| 39705 | Small Rural | Q3 |
| 39710 | Small Rural | Q3 |

Appendix D. List of 5-Digit Zip Codes and Mapping to Urban and Socioeconomic Status Categories

| 5-Digit Zip Code | Rural/Urban Categorization | SES Quartile |
|------------------|----------------------------|--------------|
| 39730 | Small Rural | Q4 |
| 39735 | Large Rural | Q4 |
| 39736 | Large Rural | Q4 |
| 39737 | Isolated | Q2 |
| 39739 | Small Rural | Q4 |
| 39740 | Large Rural | Q2 |
| 39741 | Small Rural | Q2 |
| 39743 | Large Rural | Q4 |
| 39744 | Isolated | Q4 |
| 39745 | Large Rural | Q2 |
| 39746 | Isolated | Q3 |
| 39747 | Small Rural | Q3 |
| 39750 | Large Rural | Q3 |
| 39751 | Large Rural | Q2 |
| 39752 | Large Rural | Q2 |
| 39753 | Large Rural | Q4 |
| 39754 | Small Rural | Q4 |
| 39755 | Small Rural | Q3 |
| 39756 | Small Rural | Q4 |
| 39759 | Large Rural | Q4 |
| 39760 | Large Rural | Missing |
| 39762 | Large Rural | Q1 |
| 39766 | Large Rural | Q2 |
| 39767 | Isolated | Q2 |
| 39769 | Large Rural | Q3 |
| 39771 | Isolated | Q3 |
| 39772 | Large Rural | Q3 |
| 39773 | Small Rural | Q4 |
| 39776 | Small Rural | Q3 |
| 39813 | Urban | Q4 |
| 39815 | Urban | Q4 |
| 39817 | Large Rural | Q4 |
| 39818 | Large Rural | Q4 |
| 39819 | Large Rural | Q4 |
| 39823 | Small Rural | Q4 |
| 39824 | Small Rural | Q2 |
| 39825 | Large Rural | Q4 |
| 39826 | Urban | Q4 |
| 39827 | Small Rural | Q4 |
| 39828 | Small Rural | Q4 |
| 39829 | Small Rural | Q4 |
| 39832 | Small Rural | Q4 |
| 39834 | Large Rural | Q2 |
| 39836 | Small Rural | Q3 |

Appendix D. List of 5-Digit Zip Codes and Mapping to Urban and Socioeconomic Status Categories

| 5-Digit Zip Code | Rural/Urban Categorization | SES Quartile |
|------------------|----------------------------|--------------|
| 39837 | Isolated | Q3 |
| 39840 | Small Rural | Q4 |
| 39841 | Urban | Q3 |
| 39842 | Urban | Q4 |
| 39845 | Small Rural | Q3 |
| 39846 | Urban | Q4 |
| 39851 | Small Rural | Q4 |
| 39852 | Large Rural | Q4 |
| 39854 | Small Rural | Q3 |
| 39859 | Small Rural | Q2 |
| 39861 | Urban | Q4 |
| 39862 | Urban | Q2 |
| 39866 | Urban | Q3 |
| 39867 | Small Rural | Q2 |
| 39870 | Urban | Q4 |
| 39877 | Urban | Q2 |
| 39885 | Urban | Q2 |
| 39886 | Urban | Q3 |
| 39897 | Urban | Q3 |
| 39901 | Urban | Q4 |
| 40003 | Large Rural | Q1 |
| 40004 | Large Rural | Q3 |
| 40006 | Urban | Q3 |
| 40007 | Urban | Q1 |
| 40008 | Large Rural | Q2 |
| 40009 | Small Rural | Q2 |
| 40010 | Urban | Q2 |
| 40011 | Urban | Q2 |
| 40012 | Large Rural | Q2 |
| 40013 | Urban | Q1 |
| 40014 | Urban | Q1 |
| 40018 | Urban | Q1 |
| 40019 | Urban | Q4 |
| 40020 | Urban | Q2 |
| 40022 | Urban | Q1 |
| 40023 | Urban | Q1 |
| 40025 | Urban | Q1 |
| 40026 | Urban | Q1 |
| 40027 | Urban | Q1 |
| 40031 | Urban | Q2 |
| 40032 | Urban | Q2 |
| 40033 | Small Rural | Q3 |
| 40036 | Urban | Q2 |
| 40037 | Large Rural | Q3 |

Appendix D. List of 5-Digit Zip Codes and Mapping to Urban and Socioeconomic Status Categories

| 5-Digit Zip Code | Rural/Urban Categorization | SES Quartile |
|------------------|----------------------------|--------------|
| 40040 | Small Rural | Q3 |
| 40041 | Urban | Q3 |
| 40045 | Large Rural | Q2 |
| 40046 | Urban | Q1 |
| 40047 | Urban | Q1 |
| 40048 | Large Rural | Q2 |
| 40049 | Large Rural | Q2 |
| 40050 | Urban | Q4 |
| 40051 | Large Rural | Q3 |
| 40052 | Large Rural | Q3 |
| 40055 | Urban | Q1 |
| 40056 | Urban | Q1 |
| 40057 | Urban | Q2 |
| 40058 | Urban | Q3 |
| 40059 | Urban | Q1 |
| 40060 | Small Rural | Q3 |
| 40061 | Isolated | Q3 |
| 40062 | Large Rural | Q1 |
| 40063 | Small Rural | Q1 |
| 40065 | Large Rural | Q3 |
| 40066 | Large Rural | Q3 |
| 40067 | Urban | Q2 |
| 40068 | Urban | Q2 |
| 40069 | Isolated | Q3 |
| 40070 | Urban | Q2 |
| 40071 | Urban | Q2 |
| 40075 | Urban | Q3 |
| 40076 | Urban | Q2 |
| 40077 | Urban | Q1 |
| 40078 | Urban | Q2 |
| 40104 | Urban | Q2 |
| 40107 | Large Rural | Q2 |
| 40108 | Urban | Q3 |
| 40109 | Urban | Q1 |
| 40110 | Urban | Q2 |
| 40111 | Urban | Q3 |
| 40115 | Urban | Q2 |
| 40117 | Urban | Q2 |
| 40118 | Urban | Q3 |
| 40119 | Small Rural | Q2 |
| 40121 | Urban | Q2 |
| 40122 | Urban | Q2 |
| 40129 | Urban | Q2 |
| 40140 | Urban | Q2 |

Appendix D. List of 5-Digit Zip Codes and Mapping to Urban and Socioeconomic Status Categories

| 5-Digit Zip Code | Rural/Urban Categorization | SES Quartile |
|------------------|----------------------------|--------------|
| 40142 | Urban | Q3 |
| 40143 | Isolated | Q2 |
| 40144 | Isolated | Q3 |
| 40145 | Urban | Q4 |
| 40146 | Urban | Q3 |
| 40150 | Urban | Q2 |
| 40152 | Urban | Q2 |
| 40153 | Small Rural | Q2 |
| 40155 | Urban | Q4 |
| 40157 | Urban | Q1 |
| 40159 | Urban | Q3 |
| 40160 | Urban | Q3 |
| 40161 | Urban | Q1 |
| 40162 | Urban | Q1 |
| 40165 | Urban | Q2 |
| 40166 | Urban | Q2 |
| 40170 | Urban | Q3 |
| 40171 | Urban | Q2 |
| 40175 | Urban | Q2 |
| 40176 | Urban | Q2 |
| 40177 | Urban | Q4 |
| 40178 | Urban | Q1 |
| 40201 | Urban | Q4 |
| 40202 | Urban | Q4 |
| 40203 | Urban | Q4 |
| 40204 | Urban | Q3 |
| 40205 | Urban | Q1 |
| 40206 | Urban | Q2 |
| 40207 | Urban | Q1 |
| 40208 | Urban | Q4 |
| 40209 | Urban | Q4 |
| 40210 | Urban | Q4 |
| 40211 | Urban | Q4 |
| 40212 | Urban | Q4 |
| 40213 | Urban | Q4 |
| 40214 | Urban | Q4 |
| 40215 | Urban | Q4 |
| 40216 | Urban | Q4 |
| 40217 | Urban | Q3 |
| 40218 | Urban | Q3 |
| 40219 | Urban | Q4 |
| 40220 | Urban | Q2 |
| 40221 | Urban | Q4 |
| 40222 | Urban | Q1 |

Appendix D. List of 5-Digit Zip Codes and Mapping to Urban and Socioeconomic Status Categories

| 5-Digit Zip Code | Rural/Urban Categorization | SES Quartile |
|------------------|----------------------------|--------------|
| 40223 | Urban | Q1 |
| 40224 | Urban | Q1 |
| 40225 | Urban | Q3 |
| 40228 | Urban | Q1 |
| 40229 | Urban | Q2 |
| 40231 | Urban | Missing |
| 40232 | Urban | Missing |
| 40233 | Urban | Missing |
| 40241 | Urban | Q1 |
| 40242 | Urban | Q1 |
| 40243 | Urban | Q2 |
| 40245 | Urban | Q1 |
| 40250 | Urban | Q2 |
| 40251 | Urban | Q4 |
| 40252 | Urban | Q1 |
| 40253 | Urban | Q2 |
| 40255 | Urban | Q1 |
| 40256 | Urban | Q4 |
| 40257 | Urban | Q1 |
| 40258 | Urban | Q3 |
| 40259 | Urban | Q4 |
| 40261 | Urban | Q1 |
| 40266 | Urban | Q3 |
| 40268 | Urban | Q3 |
| 40269 | Urban | Q1 |
| 40270 | Urban | Q4 |
| 40272 | Urban | Q2 |
| 40280 | Urban | Q2 |
| 40281 | Urban | Q3 |
| 40282 | Urban | Q3 |
| 40283 | Urban | Q3 |
| 40285 | Urban | Q4 |
| 40287 | Urban | Missing |
| 40289 | Urban | Q4 |
| 40290 | Urban | Q4 |
| 40291 | Urban | Q1 |
| 40292 | Urban | Q4 |
| 40293 | Urban | Missing |
| 40294 | Urban | Missing |
| 40295 | Urban | Missing |
| 40296 | Urban | Q4 |
| 40297 | Urban | Q4 |
| 40298 | Urban | Q3 |
| 40299 | Urban | Q1 |

Appendix D. List of 5-Digit Zip Codes and Mapping to Urban and Socioeconomic Status Categories

| 5-Digit Zip Code | Rural/Urban Categorization | SES Quartile |
|------------------|----------------------------|--------------|
| 40310 | Small Rural | Q4 |
| 40311 | Isolated | Q3 |
| 40312 | Large Rural | Q4 |
| 40313 | Small Rural | Q4 |
| 40316 | Large Rural | Q2 |
| 40317 | Small Rural | Q3 |
| 40319 | Small Rural | Q3 |
| 40322 | Large Rural | Q4 |
| 40324 | Large Rural | Q2 |
| 40328 | Large Rural | Q3 |
| 40330 | Small Rural | Q3 |
| 40334 | Large Rural | Q2 |
| 40336 | Large Rural | Q4 |
| 40337 | Large Rural | Q3 |
| 40339 | Urban | Missing |
| 40340 | Urban | Q3 |
| 40342 | Large Rural | Q2 |
| 40346 | Large Rural | Q3 |
| 40347 | Urban | Q2 |
| 40348 | Large Rural | Q4 |
| 40350 | Isolated | Q2 |
| 40351 | Small Rural | Q3 |
| 40353 | Large Rural | Q3 |
| 40355 | Isolated | Q3 |
| 40356 | Urban | Q3 |
| 40357 | Large Rural | Q3 |
| 40358 | Large Rural | Q2 |
| 40359 | Isolated | Q3 |
| 40360 | Large Rural | Q3 |
| 40361 | Large Rural | Q3 |
| 40362 | Large Rural | Q3 |
| 40363 | Isolated | Missing |
| 40366 | Large Rural | Q3 |
| 40370 | Large Rural | Q2 |
| 40371 | Large Rural | Q4 |
| 40372 | Small Rural | Q1 |
| 40374 | Large Rural | Q3 |
| 40376 | Small Rural | Missing |
| 40379 | Large Rural | Q3 |
| 40380 | Small Rural | Q3 |
| 40383 | Urban | Q2 |
| 40384 | Urban | Q2 |
| 40385 | Large Rural | Q2 |
| 40387 | Large Rural | Q3 |

Appendix D. List of 5-Digit Zip Codes and Mapping to Urban and Socioeconomic Status Categories

| 5-Digit Zip Code | Rural/Urban Categorization | SES Quartile |
|------------------|----------------------------|--------------|
| 40390 | Urban | Q3 |
| 40391 | Large Rural | Q3 |
| 40392 | Large Rural | Q3 |
| 40402 | Large Rural | Q2 |
| 40403 | Large Rural | Q3 |
| 40404 | Large Rural | Q1 |
| 40405 | Large Rural | Q3 |
| 40409 | Small Rural | Q3 |
| 40410 | Small Rural | Q3 |
| 40419 | Large Rural | Q3 |
| 40422 | Large Rural | Q3 |
| 40423 | Large Rural | Q3 |
| 40434 | Isolated | Q2 |
| 40437 | Large Rural | Q3 |
| 40440 | Large Rural | Q3 |
| 40442 | Large Rural | Q4 |
| 40444 | Small Rural | Q3 |
| 40445 | Urban | Q3 |
| 40447 | Isolated | Q4 |
| 40448 | Large Rural | Q3 |
| 40452 | Large Rural | Q2 |
| 40456 | Small Rural | Q3 |
| 40460 | Urban | Q3 |
| 40461 | Large Rural | Q3 |
| 40464 | Large Rural | Q2 |
| 40468 | Large Rural | Q3 |
| 40472 | Large Rural | Q3 |
| 40473 | Small Rural | Q3 |
| 40475 | Large Rural | Q3 |
| 40476 | Large Rural | Q3 |
| 40481 | Isolated | Q3 |
| 40484 | Large Rural | Q3 |
| 40486 | Large Rural | Q3 |
| 40488 | Isolated | Q4 |
| 40489 | Large Rural | Q3 |
| 40492 | Small Rural | Q3 |
| 40502 | Urban | Q2 |
| 40503 | Urban | Q2 |
| 40504 | Urban | Q4 |
| 40505 | Urban | Q4 |
| 40506 | Urban | Q1 |
| 40507 | Urban | Q3 |
| 40508 | Urban | Q4 |
| 40509 | Urban | Q2 |

Appendix D. List of 5-Digit Zip Codes and Mapping to Urban and Socioeconomic Status Categories

| 5-Digit Zip Code | Rural/Urban Categorization | SES Quartile |
|------------------|----------------------------|--------------|
| 40510 | Urban | Q2 |
| 40511 | Urban | Q3 |
| 40512 | Urban | Q3 |
| 40513 | Urban | Q1 |
| 40514 | Urban | Q1 |
| 40515 | Urban | Q1 |
| 40516 | Urban | Q2 |
| 40517 | Urban | Q4 |
| 40522 | Urban | Q2 |
| 40523 | Urban | Q4 |
| 40524 | Urban | Q4 |
| 40526 | Urban | Q4 |
| 40533 | Urban | Q4 |
| 40536 | Urban | Q4 |
| 40544 | Urban | Q4 |
| 40546 | Urban | Q4 |
| 40550 | Urban | Q3 |
| 40555 | Urban | Q4 |
| 40574 | Urban | Q3 |
| 40575 | Urban | Q3 |
| 40576 | Urban | Q3 |
| 40577 | Urban | Q3 |
| 40578 | Urban | Q3 |
| 40579 | Urban | Q3 |
| 40580 | Urban | Q3 |
| 40581 | Urban | Q3 |
| 40582 | Urban | Q3 |
| 40583 | Urban | Q3 |
| 40588 | Urban | Q4 |
| 40591 | Urban | Q1 |
| 40598 | Urban | Q3 |
| 40601 | Large Rural | Q3 |
| 40602 | Large Rural | Q3 |
| 40603 | Large Rural | Q3 |
| 40604 | Large Rural | Q1 |
| 40618 | Large Rural | Q3 |
| 40619 | Large Rural | Q3 |
| 40620 | Large Rural | Q3 |
| 40621 | Large Rural | Q3 |
| 40622 | Large Rural | Q3 |
| 40701 | Large Rural | Q4 |
| 40702 | Large Rural | Q4 |
| 40724 | Large Rural | Q3 |
| 40729 | Large Rural | Q3 |

Appendix D. List of 5-Digit Zip Codes and Mapping to Urban and Socioeconomic Status Categories

| 5-Digit Zip Code | Rural/Urban Categorization | SES Quartile |
|------------------|----------------------------|--------------|
| 40730 | Large Rural | Q4 |
| 40734 | Large Rural | Q4 |
| 40737 | Large Rural | Q3 |
| 40740 | Large Rural | Q3 |
| 40741 | Large Rural | Q3 |
| 40742 | Large Rural | Q3 |
| 40743 | Large Rural | Q1 |
| 40744 | Large Rural | Q3 |
| 40745 | Large Rural | Q3 |
| 40750 | Large Rural | Q3 |
| 40755 | Large Rural | Q3 |
| 40759 | Large Rural | Q3 |
| 40763 | Small Rural | Q3 |
| 40769 | Large Rural | Q4 |
| 40771 | Small Rural | Q3 |
| 40801 | Small Rural | Q4 |
| 40803 | Isolated | Q3 |
| 40806 | Small Rural | Q4 |
| 40807 | Small Rural | Q1 |
| 40808 | Small Rural | Q1 |
| 40810 | Small Rural | Q3 |
| 40813 | Large Rural | Q3 |
| 40815 | Isolated | Q3 |
| 40816 | Isolated | Q3 |
| 40818 | Isolated | Q3 |
| 40819 | Isolated | Q2 |
| 40820 | Isolated | Q3 |
| 40823 | Small Rural | Q4 |
| 40824 | Small Rural | Q4 |
| 40826 | Isolated | Q3 |
| 40827 | Isolated | Q2 |
| 40828 | Small Rural | Q4 |
| 40829 | Small Rural | Q4 |
| 40830 | Small Rural | Q3 |
| 40831 | Small Rural | Q4 |
| 40840 | Isolated | Q2 |
| 40843 | Small Rural | Q3 |
| 40844 | Isolated | Q2 |
| 40845 | Urban | Q3 |
| 40847 | Isolated | Q3 |
| 40849 | Small Rural | Q2 |
| 40854 | Small Rural | Q4 |
| 40855 | Small Rural | Q3 |
| 40856 | Urban | Q2 |

Appendix D. List of 5-Digit Zip Codes and Mapping to Urban and Socioeconomic Status Categories

| 5-Digit Zip Code | Rural/Urban Categorization | SES Quartile |
|------------------|----------------------------|--------------|
| 40858 | Isolated | Q3 |
| 40862 | Isolated | Q2 |
| 40863 | Isolated | Q3 |
| 40865 | Small Rural | Q3 |
| 40868 | Isolated | Q4 |
| 40870 | Small Rural | Q3 |
| 40873 | Isolated | Q3 |
| 40874 | Isolated | Q3 |
| 40902 | Isolated | Q4 |
| 40903 | Small Rural | Q3 |
| 40906 | Small Rural | Q4 |
| 40913 | Isolated | Q4 |
| 40914 | Large Rural | Q4 |
| 40915 | Small Rural | Q3 |
| 40921 | Small Rural | Q4 |
| 40923 | Large Rural | Q4 |
| 40927 | Small Rural | Q3 |
| 40930 | Isolated | Q3 |
| 40932 | Small Rural | Q4 |
| 40935 | Small Rural | Q3 |
| 40939 | Isolated | Q3 |
| 40940 | Large Rural | Q4 |
| 40941 | Small Rural | Q3 |
| 40943 | Large Rural | Q3 |
| 40944 | Small Rural | Q4 |
| 40946 | Large Rural | Q1 |
| 40949 | Small Rural | Q2 |
| 40951 | Small Rural | Q4 |
| 40953 | Large Rural | Q4 |
| 40955 | Isolated | Q4 |
| 40958 | Isolated | Q4 |
| 40962 | Small Rural | Q4 |
| 40964 | Small Rural | Q2 |
| 40965 | Large Rural | Q4 |
| 40972 | Isolated | Q3 |
| 40977 | Isolated | Q4 |
| 40979 | Isolated | Q3 |
| 40981 | Small Rural | Q2 |
| 40982 | Small Rural | Q4 |
| 40983 | Small Rural | Q4 |
| 40988 | Isolated | Q4 |
| 40995 | Small Rural | Q3 |
| 40997 | Small Rural | Q3 |
| 41001 | Urban | Q1 |

Appendix D. List of 5-Digit Zip Codes and Mapping to Urban and Socioeconomic Status Categories

| 5-Digit Zip Code | Rural/Urban Categorization | SES Quartile |
|------------------|----------------------------|--------------|
| 41002 | Urban | Q3 |
| 41003 | Large Rural | Q3 |
| 41004 | Urban | Q3 |
| 41005 | Urban | Q1 |
| 41006 | Urban | Q2 |
| 41007 | Urban | Q1 |
| 41008 | Small Rural | Q4 |
| 41010 | Urban | Q3 |
| 41011 | Urban | Q4 |
| 41012 | Urban | Q4 |
| 41014 | Urban | Q4 |
| 41015 | Urban | Q3 |
| 41016 | Urban | Q4 |
| 41017 | Urban | Q1 |
| 41018 | Urban | Q3 |
| 41019 | Urban | Q4 |
| 41021 | Urban | Q1 |
| 41022 | Urban | Q2 |
| 41025 | Urban | Q1 |
| 41030 | Urban | Q3 |
| 41031 | Small Rural | Q3 |
| 41033 | Urban | Q1 |
| 41034 | Large Rural | Q1 |
| 41035 | Urban | Q3 |
| 41037 | Large Rural | Q3 |
| 41039 | Large Rural | Q3 |
| 41040 | Urban | Q3 |
| 41041 | Small Rural | Q3 |
| 41042 | Urban | Q2 |
| 41043 | Urban | Q2 |
| 41044 | Urban | Q3 |
| 41045 | Small Rural | Q3 |
| 41046 | Urban | Q3 |
| 41048 | Urban | Q1 |
| 41049 | Isolated | Q3 |
| 41051 | Urban | Q1 |
| 41052 | Urban | Q1 |
| 41053 | Urban | Q1 |
| 41054 | Urban | Q3 |
| 41055 | Large Rural | Q2 |
| 41056 | Large Rural | Q3 |
| 41059 | Urban | Q2 |
| 41061 | Urban | Q3 |
| 41062 | Large Rural | Q1 |

Appendix D. List of 5-Digit Zip Codes and Mapping to Urban and Socioeconomic Status Categories

| 5-Digit Zip Code | Rural/Urban Categorization | SES Quartile |
|------------------|----------------------------|--------------|
| 41063 | Urban | Q1 |
| 41064 | Large Rural | Q3 |
| 41071 | Urban | Q4 |
| 41072 | Urban | Q4 |
| 41073 | Urban | Q2 |
| 41074 | Urban | Q4 |
| 41075 | Urban | Q1 |
| 41076 | Urban | Q2 |
| 41080 | Urban | Q1 |
| 41081 | Isolated | Q3 |
| 41083 | Small Rural | Q2 |
| 41085 | Urban | Q4 |
| 41086 | Urban | Q2 |
| 41091 | Urban | Q1 |
| 41092 | Urban | Q2 |
| 41093 | Isolated | Q3 |
| 41094 | Urban | Q2 |
| 41095 | Urban | Q3 |
| 41096 | Large Rural | Q3 |
| 41097 | Urban | Q3 |
| 41098 | Small Rural | Q2 |
| 41099 | Urban | Q1 |
| 41101 | Urban | Q4 |
| 41102 | Urban | Q2 |
| 41105 | Urban | Q4 |
| 41114 | Urban | Q4 |
| 41121 | Urban | Q1 |
| 41124 | Isolated | Q3 |
| 41128 | Urban | Q3 |
| 41129 | Urban | Q2 |
| 41132 | Urban | Q2 |
| 41135 | Large Rural | Q4 |
| 41139 | Urban | Q2 |
| 41141 | Large Rural | Q3 |
| 41142 | Urban | Q3 |
| 41143 | Urban | Q3 |
| 41144 | Urban | Q3 |
| 41146 | Urban | Q3 |
| 41149 | Urban | Q2 |
| 41159 | Isolated | Q3 |
| 41160 | Isolated | Q3 |
| 41164 | Urban | Q3 |
| 41166 | Large Rural | Q3 |
| 41168 | Urban | Q2 |

Appendix D. List of 5-Digit Zip Codes and Mapping to Urban and Socioeconomic Status Categories

| 5-Digit Zip Code | Rural/Urban Categorization | SES Quartile |
|------------------|----------------------------|--------------|
| 41169 | Urban | Q3 |
| 41171 | Urban | Q3 |
| 41173 | Urban | Q3 |
| 41174 | Large Rural | Q4 |
| 41175 | Large Rural | Q3 |
| 41179 | Isolated | Q3 |
| 41180 | Isolated | Q3 |
| 41181 | Isolated | Q3 |
| 41183 | Urban | Q2 |
| 41189 | Large Rural | Q3 |
| 41201 | Urban | Q2 |
| 41203 | Isolated | Q4 |
| 41204 | Isolated | Q2 |
| 41214 | Small Rural | Q3 |
| 41216 | Small Rural | Q3 |
| 41219 | Isolated | Q3 |
| 41222 | Small Rural | Q2 |
| 41224 | Small Rural | Q3 |
| 41226 | Isolated | Q2 |
| 41230 | Urban | Q3 |
| 41231 | Isolated | Q4 |
| 41232 | Urban | Q3 |
| 41234 | Small Rural | Q1 |
| 41238 | Small Rural | Q1 |
| 41240 | Small Rural | Q4 |
| 41250 | Isolated | Q3 |
| 41254 | Isolated | Q3 |
| 41255 | Isolated | Q4 |
| 41256 | Small Rural | Q2 |
| 41257 | Isolated | Q4 |
| 41260 | Isolated | Q4 |
| 41262 | Small Rural | Q4 |
| 41263 | Isolated | Q3 |
| 41264 | Urban | Q1 |
| 41265 | Small Rural | Q3 |
| 41267 | Isolated | Q3 |
| 41268 | Small Rural | Q3 |
| 41271 | Isolated | Q2 |
| 41274 | Isolated | Q4 |
| 41301 | Urban | Q4 |
| 41310 | Small Rural | Q4 |
| 41311 | Isolated | Q4 |
| 41314 | Isolated | Q4 |
| 41317 | Isolated | Q2 |

Appendix D. List of 5-Digit Zip Codes and Mapping to Urban and Socioeconomic Status Categories

| 5-Digit Zip Code | Rural/Urban Categorization | SES Quartile |
|------------------|----------------------------|--------------|
| 41332 | Urban | Q3 |
| 41339 | Small Rural | Q4 |
| 41347 | Isolated | Q4 |
| 41348 | Isolated | Q3 |
| 41351 | Isolated | Q4 |
| 41352 | Isolated | Q2 |
| 41360 | Urban | Q3 |
| 41364 | Isolated | Q4 |
| 41365 | Urban | Q3 |
| 41366 | Small Rural | Q1 |
| 41367 | Small Rural | Q1 |
| 41368 | Isolated | Q4 |
| 41385 | Small Rural | Q2 |
| 41386 | Isolated | Q4 |
| 41390 | Small Rural | Q3 |
| 41397 | Isolated | Q1 |
| 41408 | Isolated | Q3 |
| 41413 | Isolated | Q3 |
| 41421 | Isolated | Q1 |
| 41425 | Isolated | Q3 |
| 41426 | Isolated | Q4 |
| 41451 | Isolated | Q3 |
| 41464 | Isolated | Q4 |
| 41465 | Isolated | Q4 |
| 41472 | Isolated | Q3 |
| 41477 | Isolated | Q3 |
| 41501 | Small Rural | Q3 |
| 41502 | Small Rural | Q3 |
| 41503 | Isolated | Q3 |
| 41512 | Isolated | Q3 |
| 41513 | Isolated | Q3 |
| 41514 | Isolated | Q4 |
| 41517 | Large Rural | Q3 |
| 41519 | Small Rural | Q3 |
| 41520 | Large Rural | Q3 |
| 41522 | Isolated | Q3 |
| 41524 | Small Rural | Q3 |
| 41526 | Small Rural | Q1 |
| 41527 | Isolated | Q1 |
| 41528 | Isolated | Q2 |
| 41531 | Isolated | Q2 |
| 41534 | Small Rural | Q3 |
| 41535 | Isolated | Q2 |
| 41537 | Large Rural | Q3 |

Appendix D. List of 5-Digit Zip Codes and Mapping to Urban and Socioeconomic Status Categories

| 5-Digit Zip Code | Rural/Urban Categorization | SES Quartile |
|------------------|----------------------------|--------------|
| 41538 | Small Rural | Q2 |
| 41539 | Small Rural | Q3 |
| 41540 | Small Rural | Q3 |
| 41542 | Isolated | Q3 |
| 41543 | Isolated | Q3 |
| 41544 | Isolated | Q3 |
| 41547 | Isolated | Q2 |
| 41548 | Small Rural | Q3 |
| 41549 | Large Rural | Q3 |
| 41553 | Isolated | Q3 |
| 41554 | Small Rural | Q3 |
| 41555 | Isolated | Q3 |
| 41557 | Small Rural | Q3 |
| 41558 | Isolated | Q4 |
| 41559 | Small Rural | Q2 |
| 41560 | Small Rural | Q4 |
| 41561 | Isolated | Q3 |
| 41562 | Small Rural | Q3 |
| 41563 | Isolated | Q3 |
| 41564 | Small Rural | Q3 |
| 41566 | Small Rural | Q3 |
| 41567 | Isolated | Q3 |
| 41568 | Isolated | Q3 |
| 41571 | Small Rural | Q3 |
| 41572 | Isolated | Q2 |
| 41601 | Small Rural | Q2 |
| 41602 | Small Rural | Q1 |
| 41603 | Small Rural | Q2 |
| 41604 | Isolated | Q3 |
| 41605 | Small Rural | Q2 |
| 41606 | Isolated | Q2 |
| 41607 | Small Rural | Q3 |
| 41612 | Isolated | Q1 |
| 41615 | Small Rural | Q3 |
| 41616 | Isolated | Q3 |
| 41619 | Isolated | Q3 |
| 41621 | Small Rural | Q3 |
| 41622 | Small Rural | Q2 |
| 41630 | Small Rural | Q4 |
| 41631 | Small Rural | Q2 |
| 41632 | Isolated | Q3 |
| 41635 | Small Rural | Q4 |
| 41636 | Isolated | Q3 |
| 41640 | Small Rural | Q4 |

Appendix D. List of 5-Digit Zip Codes and Mapping to Urban and Socioeconomic Status Categories

| 5-Digit Zip Code | Rural/Urban Categorization | SES Quartile |
|------------------|----------------------------|--------------|
| 41642 | Small Rural | Q3 |
| 41643 | Small Rural | Q2 |
| 41645 | Small Rural | Q4 |
| 41647 | Isolated | Q4 |
| 41649 | Small Rural | Q4 |
| 41650 | Isolated | Q4 |
| 41651 | Isolated | Q4 |
| 41653 | Small Rural | Q3 |
| 41655 | Small Rural | Q4 |
| 41659 | Small Rural | Q1 |
| 41660 | Small Rural | Q2 |
| 41663 | Small Rural | Q3 |
| 41666 | Small Rural | Q3 |
| 41667 | Isolated | Q4 |
| 41669 | Isolated | Q3 |
| 41701 | Small Rural | Q4 |
| 41702 | Small Rural | Q4 |
| 41712 | Small Rural | Q3 |
| 41713 | Small Rural | Q2 |
| 41714 | Isolated | Q1 |
| 41719 | Small Rural | Q3 |
| 41721 | Small Rural | Q2 |
| 41722 | Isolated | Q3 |
| 41723 | Small Rural | Q4 |
| 41725 | Isolated | Q2 |
| 41727 | Small Rural | Q3 |
| 41729 | Small Rural | Q3 |
| 41731 | Small Rural | Q4 |
| 41735 | Small Rural | Q4 |
| 41736 | Small Rural | Q4 |
| 41739 | Isolated | Q1 |
| 41740 | Isolated | Q3 |
| 41743 | Small Rural | Q4 |
| 41745 | Small Rural | Q3 |
| 41746 | Small Rural | Q4 |
| 41749 | Isolated | Q3 |
| 41751 | Urban | Q2 |
| 41754 | Small Rural | Q3 |
| 41759 | Isolated | Q3 |
| 41760 | Small Rural | Q1 |
| 41762 | Isolated | Q1 |
| 41763 | Small Rural | Q4 |
| 41764 | Isolated | Q3 |
| 41766 | Isolated | Q2 |

Appendix D. List of 5-Digit Zip Codes and Mapping to Urban and Socioeconomic Status Categories

| 5-Digit Zip Code | Rural/Urban Categorization | SES Quartile |
|------------------|----------------------------|--------------|
| 41772 | Isolated | Q3 |
| 41773 | Small Rural | Q3 |
| 41774 | Urban | Q3 |
| 41775 | Isolated | Q3 |
| 41776 | Isolated | Q4 |
| 41777 | Isolated | Q4 |
| 41778 | Small Rural | Q4 |
| 41804 | Isolated | Q2 |
| 41810 | Isolated | Q1 |
| 41812 | Isolated | Q2 |
| 41815 | Isolated | Q3 |
| 41817 | Isolated | Q1 |
| 41819 | Isolated | Q3 |
| 41821 | Isolated | Q2 |
| 41822 | Isolated | Q4 |
| 41824 | Isolated | Q3 |
| 41825 | Isolated | Q2 |
| 41826 | Isolated | Q2 |
| 41828 | Isolated | Q4 |
| 41831 | Isolated | Q2 |
| 41832 | Isolated | Q4 |
| 41833 | Isolated | Q2 |
| 41834 | Isolated | Q3 |
| 41835 | Isolated | Q3 |
| 41836 | Isolated | Q4 |
| 41837 | Isolated | Q3 |
| 41838 | Isolated | Q2 |
| 41839 | Isolated | Q4 |
| 41840 | Isolated | Q4 |
| 41843 | Isolated | Q3 |
| 41844 | Isolated | Q4 |
| 41845 | Isolated | Q4 |
| 41847 | Isolated | Q2 |
| 41848 | Isolated | Q1 |
| 41849 | Isolated | Q2 |
| 41855 | Isolated | Q4 |
| 41858 | Isolated | Q4 |
| 41859 | Isolated | Q3 |
| 41861 | Isolated | Q1 |
| 41862 | Isolated | Q3 |
| 42001 | Large Rural | Q2 |
| 42002 | Large Rural | Q2 |
| 42003 | Large Rural | Q3 |
| 42020 | Large Rural | Q1 |

Appendix D. List of 5-Digit Zip Codes and Mapping to Urban and Socioeconomic Status Categories

| 5-Digit Zip Code | Rural/Urban Categorization | SES Quartile |
|------------------|----------------------------|--------------|
| 42021 | Large Rural | Q4 |
| 42022 | Large Rural | Q1 |
| 42023 | Large Rural | Q2 |
| 42024 | Large Rural | Q2 |
| 42025 | Small Rural | Q2 |
| 42027 | Large Rural | Q2 |
| 42028 | Large Rural | Q2 |
| 42029 | Isolated | Q3 |
| 42031 | Isolated | Q3 |
| 42032 | Isolated | Q3 |
| 42033 | Small Rural | Q3 |
| 42035 | Large Rural | Q2 |
| 42036 | Large Rural | Q2 |
| 42037 | Small Rural | Q2 |
| 42038 | Isolated | Q2 |
| 42039 | Large Rural | Q1 |
| 42040 | Large Rural | Q1 |
| 42041 | Small Rural | Q3 |
| 42044 | Isolated | Q1 |
| 42045 | Large Rural | Q2 |
| 42047 | Large Rural | Q1 |
| 42048 | Small Rural | Q3 |
| 42049 | Large Rural | Q1 |
| 42050 | Isolated | Q4 |
| 42051 | Large Rural | Q1 |
| 42053 | Large Rural | Q2 |
| 42054 | Large Rural | Q1 |
| 42055 | Isolated | Q1 |
| 42056 | Large Rural | Q2 |
| 42058 | Large Rural | Q2 |
| 42060 | Large Rural | Q3 |
| 42061 | Large Rural | Q1 |
| 42063 | Large Rural | Q2 |
| 42064 | Small Rural | Q3 |
| 42066 | Large Rural | Q3 |
| 42069 | Large Rural | Q2 |
| 42070 | Large Rural | Q4 |
| 42071 | Large Rural | Q3 |
| 42076 | Large Rural | Q2 |
| 42078 | Large Rural | Q3 |
| 42079 | Large Rural | Q2 |
| 42081 | Large Rural | Q2 |
| 42082 | Large Rural | Q1 |
| 42083 | Large Rural | Q3 |

Appendix D. List of 5-Digit Zip Codes and Mapping to Urban and Socioeconomic Status Categories

| 5-Digit Zip Code | Rural/Urban Categorization | SES Quartile |
|------------------|----------------------------|--------------|
| 42084 | Missing | Q3 |
| 42085 | Large Rural | Q2 |
| 42086 | Large Rural | Q2 |
| 42087 | Large Rural | Q2 |
| 42088 | Large Rural | Q2 |
| 42101 | Urban | Q4 |
| 42102 | Urban | Q2 |
| 42103 | Urban | Q2 |
| 42104 | Urban | Q2 |
| 42120 | Small Rural | Q3 |
| 42122 | Urban | Q1 |
| 42123 | Large Rural | Q3 |
| 42124 | Large Rural | Q3 |
| 42127 | Small Rural | Q3 |
| 42128 | Urban | Q2 |
| 42129 | Isolated | Q3 |
| 42130 | Large Rural | Q1 |
| 42131 | Large Rural | Q3 |
| 42133 | Isolated | Q2 |
| 42134 | Small Rural | Q3 |
| 42135 | Small Rural | Q3 |
| 42140 | Isolated | Q3 |
| 42141 | Large Rural | Q3 |
| 42142 | Large Rural | Q3 |
| 42151 | Isolated | Q3 |
| 42152 | Large Rural | Q3 |
| 42153 | Small Rural | Q4 |
| 42154 | Large Rural | Q2 |
| 42156 | Large Rural | Q1 |
| 42157 | Large Rural | Q4 |
| 42159 | Urban | Q1 |
| 42160 | Large Rural | Q2 |
| 42163 | Urban | Q4 |
| 42164 | Small Rural | Q3 |
| 42166 | Large Rural | Q3 |
| 42167 | Isolated | Q3 |
| 42170 | Urban | Q1 |
| 42171 | Urban | Q2 |
| 42201 | Urban | Q3 |
| 42202 | Isolated | Q3 |
| 42204 | Urban | Q3 |
| 42206 | Urban | Q2 |
| 42207 | Urban | Q2 |
| 42210 | Urban | Q3 |

Appendix D. List of 5-Digit Zip Codes and Mapping to Urban and Socioeconomic Status Categories

| 5-Digit Zip Code | Rural/Urban Categorization | SES Quartile |
|------------------|----------------------------|--------------|
| 42211 | Small Rural | Q3 |
| 42214 | Large Rural | Q2 |
| 42215 | Large Rural | Q3 |
| 42216 | Large Rural | Q3 |
| 42217 | Large Rural | Q3 |
| 42219 | Urban | Q3 |
| 42220 | Large Rural | Q3 |
| 42221 | Large Rural | Q3 |
| 42223 | Urban | Q2 |
| 42232 | Large Rural | Q1 |
| 42234 | Urban | Q4 |
| 42236 | Large Rural | Q3 |
| 42240 | Large Rural | Q4 |
| 42241 | Large Rural | Q4 |
| 42252 | Urban | Q4 |
| 42254 | Large Rural | Q2 |
| 42256 | Isolated | Q2 |
| 42259 | Urban | Q2 |
| 42261 | Urban | Q3 |
| 42262 | Urban | Q4 |
| 42265 | Small Rural | Q1 |
| 42266 | Large Rural | Q3 |
| 42273 | Urban | Q2 |
| 42274 | Urban | Q2 |
| 42275 | Urban | Q4 |
| 42276 | Small Rural | Q3 |
| 42280 | Large Rural | Q3 |
| 42285 | Urban | Q2 |
| 42286 | Large Rural | Q3 |
| 42288 | Urban | Q3 |
| 42301 | Urban | Q3 |
| 42302 | Urban | Q3 |
| 42303 | Urban | Q3 |
| 42304 | Urban | Q3 |
| 42320 | Small Rural | Q3 |
| 42321 | Urban | Q3 |
| 42322 | Urban | Q1 |
| 42323 | Urban | Q3 |
| 42324 | Small Rural | Q1 |
| 42325 | Large Rural | Q3 |
| 42326 | Urban | Q3 |
| 42327 | Urban | Q2 |
| 42328 | Isolated | Q2 |
| 42330 | Small Rural | Q3 |

Appendix D. List of 5-Digit Zip Codes and Mapping to Urban and Socioeconomic Status Categories

| 5-Digit Zip Code | Rural/Urban Categorization | SES Quartile |
|------------------|----------------------------|--------------|
| 42332 | Small Rural | Q2 |
| 42333 | Small Rural | Q3 |
| 42334 | Urban | Q3 |
| 42337 | Urban | Q3 |
| 42338 | Small Rural | Q1 |
| 42339 | Small Rural | Q2 |
| 42343 | Urban | Q3 |
| 42344 | Small Rural | Q3 |
| 42345 | Small Rural | Q2 |
| 42347 | Small Rural | Q3 |
| 42348 | Small Rural | Q2 |
| 42349 | Urban | Q3 |
| 42350 | Large Rural | Q3 |
| 42351 | Urban | Q2 |
| 42352 | Urban | Q3 |
| 42354 | Urban | Q3 |
| 42355 | Urban | Q1 |
| 42356 | Urban | Q1 |
| 42361 | Urban | Q1 |
| 42364 | Small Rural | Q2 |
| 42366 | Urban | Q1 |
| 42367 | Small Rural | Q2 |
| 42368 | Urban | Q2 |
| 42369 | Urban | Q3 |
| 42370 | Urban | Missing |
| 42371 | Urban | Q1 |
| 42372 | Large Rural | Q2 |
| 42374 | Small Rural | Q1 |
| 42376 | Urban | Q2 |
| 42377 | Urban | Q3 |
| 42378 | Urban | Q1 |
| 42402 | Urban | Q3 |
| 42404 | Large Rural | Q3 |
| 42406 | Urban | Q2 |
| 42408 | Isolated | Q3 |
| 42409 | Urban | Q2 |
| 42410 | Large Rural | Q4 |
| 42411 | Small Rural | Q2 |
| 42413 | Large Rural | Q1 |
| 42419 | Urban | Q3 |
| 42420 | Urban | Q3 |
| 42431 | Large Rural | Q3 |
| 42436 | Large Rural | Q2 |
| 42437 | Small Rural | Q3 |

Appendix D. List of 5-Digit Zip Codes and Mapping to Urban and Socioeconomic Status Categories

| 5-Digit Zip Code | Rural/Urban Categorization | SES Quartile |
|------------------|----------------------------|--------------|
| 42440 | Large Rural | Q3 |
| 42441 | Large Rural | Q1 |
| 42442 | Large Rural | Q2 |
| 42444 | Urban | Q3 |
| 42445 | Small Rural | Q3 |
| 42450 | Large Rural | Q3 |
| 42451 | Urban | Q3 |
| 42452 | Urban | Q2 |
| 42453 | Large Rural | Q3 |
| 42455 | Urban | Q3 |
| 42456 | Urban | Q2 |
| 42457 | Urban | Q3 |
| 42458 | Urban | Q1 |
| 42459 | Isolated | Q3 |
| 42460 | Isolated | Q3 |
| 42461 | Small Rural | Q4 |
| 42462 | Small Rural | Q1 |
| 42463 | Large Rural | Q2 |
| 42464 | Large Rural | Q2 |
| 42501 | Large Rural | Q4 |
| 42502 | Large Rural | Q4 |
| 42503 | Large Rural | Q3 |
| 42516 | Large Rural | Q3 |
| 42518 | Large Rural | Q3 |
| 42519 | Large Rural | Q3 |
| 42528 | Isolated | Q3 |
| 42533 | Large Rural | Q3 |
| 42539 | Isolated | Q3 |
| 42541 | Large Rural | Q3 |
| 42544 | Large Rural | Q2 |
| 42553 | Large Rural | Q3 |
| 42558 | Large Rural | Q3 |
| 42564 | Large Rural | Q3 |
| 42565 | Isolated | Q3 |
| 42566 | Large Rural | Q2 |
| 42567 | Large Rural | Q3 |
| 42602 | Isolated | Q3 |
| 42603 | Small Rural | Q1 |
| 42629 | Isolated | Q4 |
| 42631 | Isolated | Q1 |
| 42633 | Small Rural | Q4 |
| 42634 | Urban | Q4 |
| 42635 | Large Rural | Q4 |
| 42638 | Isolated | Q4 |

Appendix D. List of 5-Digit Zip Codes and Mapping to Urban and Socioeconomic Status Categories

| 5-Digit Zip Code | Rural/Urban Categorization | SES Quartile |
|------------------|----------------------------|--------------|
| 42642 | Isolated | Q3 |
| 42647 | Isolated | Q4 |
| 42649 | Large Rural | Q4 |
| 42653 | Isolated | Q4 |
| 42701 | Urban | Q3 |
| 42702 | Urban | Q3 |
| 42712 | Small Rural | Q2 |
| 42713 | Isolated | Q3 |
| 42715 | Small Rural | Q2 |
| 42716 | Urban | Q2 |
| 42717 | Isolated | Q3 |
| 42718 | Large Rural | Q3 |
| 42719 | Large Rural | Q3 |
| 42720 | Small Rural | Q3 |
| 42721 | Small Rural | Q3 |
| 42722 | Small Rural | Q2 |
| 42724 | Urban | Q2 |
| 42726 | Small Rural | Q3 |
| 42728 | Small Rural | Q3 |
| 42729 | Isolated | Q3 |
| 42731 | Missing | Q3 |
| 42732 | Urban | Q2 |
| 42733 | Large Rural | Q3 |
| 42740 | Urban | Q1 |
| 42741 | Small Rural | Q3 |
| 42742 | Small Rural | Q3 |
| 42743 | Large Rural | Q3 |
| 42746 | Small Rural | Q3 |
| 42748 | Small Rural | Q3 |
| 42749 | Small Rural | Q4 |
| 42753 | Small Rural | Q2 |
| 42754 | Small Rural | Q3 |
| 42755 | Small Rural | Q3 |
| 42757 | Urban | Q2 |
| 42758 | Large Rural | Q3 |
| 42759 | Isolated | Q3 |
| 42762 | Small Rural | Q3 |
| 42764 | Large Rural | Q3 |
| 42765 | Isolated | Q3 |
| 42776 | Urban | Q3 |
| 42782 | Large Rural | Q3 |
| 42784 | Urban | Q3 |
| 42788 | Urban | Q1 |
| 43001 | Urban | Q1 |

Appendix D. List of 5-Digit Zip Codes and Mapping to Urban and Socioeconomic Status Categories

| 5-Digit Zip Code | Rural/Urban Categorization | SES Quartile |
|------------------|----------------------------|--------------|
| 43002 | Urban | Q1 |
| 43003 | Urban | Q2 |
| 43004 | Urban | Q2 |
| 43005 | Large Rural | Q3 |
| 43006 | Small Rural | Q3 |
| 43007 | Isolated | Q1 |
| 43008 | Urban | Q4 |
| 43009 | Large Rural | Q1 |
| 43010 | Urban | Q3 |
| 43011 | Urban | Q1 |
| 43013 | Urban | Q1 |
| 43014 | Large Rural | Q3 |
| 43015 | Urban | Q1 |
| 43016 | Urban | Q1 |
| 43017 | Urban | Q1 |
| 43018 | Urban | Q1 |
| 43019 | Isolated | Q2 |
| 43021 | Urban | Q1 |
| 43022 | Large Rural | Q2 |
| 43023 | Urban | Q1 |
| 43025 | Urban | Q2 |
| 43026 | Urban | Q1 |
| 43027 | Urban | Q2 |
| 43028 | Large Rural | Q1 |
| 43029 | Urban | Q2 |
| 43030 | Urban | Q1 |
| 43031 | Urban | Q1 |
| 43032 | Urban | Q2 |
| 43033 | Urban | Q3 |
| 43035 | Urban | Q1 |
| 43036 | Urban | Q3 |
| 43037 | Large Rural | Q3 |
| 43040 | Urban | Q2 |
| 43041 | Urban | Q2 |
| 43044 | Urban | Q2 |
| 43045 | Urban | Q1 |
| 43046 | Urban | Q1 |
| 43047 | Large Rural | Q1 |
| 43048 | Urban | Q1 |
| 43050 | Large Rural | Q3 |
| 43054 | Urban | Q1 |
| 43055 | Urban | Q3 |
| 43056 | Urban | Q2 |
| 43058 | Urban | Q3 |

Appendix D. List of 5-Digit Zip Codes and Mapping to Urban and Socioeconomic Status Categories

| 5-Digit Zip Code | Rural/Urban Categorization | SES Quartile |
|------------------|----------------------------|--------------|
| 43060 | Large Rural | Q2 |
| 43061 | Urban | Q1 |
| 43062 | Urban | Q1 |
| 43064 | Urban | Q1 |
| 43065 | Urban | Q1 |
| 43066 | Urban | Q1 |
| 43067 | Isolated | Q1 |
| 43068 | Urban | Q3 |
| 43069 | Urban | Q3 |
| 43070 | Isolated | Q2 |
| 43071 | Urban | Q2 |
| 43072 | Isolated | Q2 |
| 43073 | Urban | Q1 |
| 43074 | Urban | Q1 |
| 43076 | Urban | Q1 |
| 43077 | Urban | Q2 |
| 43078 | Large Rural | Q3 |
| 43080 | Urban | Q2 |
| 43081 | Urban | Q1 |
| 43082 | Urban | Q1 |
| 43083 | Large Rural | Q3 |
| 43084 | Large Rural | Q2 |
| 43085 | Urban | Q1 |
| 43086 | Urban | Q1 |
| 43093 | Urban | Q3 |
| 43101 | Large Rural | Q4 |
| 43102 | Urban | Q1 |
| 43103 | Urban | Q1 |
| 43105 | Urban | Q1 |
| 43106 | Urban | Q4 |
| 43107 | Large Rural | Q2 |
| 43109 | Urban | Q2 |
| 43110 | Urban | Q2 |
| 43111 | Small Rural | Q3 |
| 43112 | Urban | Q1 |
| 43113 | Urban | Q3 |
| 43115 | Large Rural | Q3 |
| 43116 | Urban | Q1 |
| 43117 | Urban | Q1 |
| 43119 | Urban | Q2 |
| 43123 | Urban | Q2 |
| 43125 | Urban | Q2 |
| 43126 | Urban | Q3 |
| 43127 | Small Rural | Q1 |

Appendix D. List of 5-Digit Zip Codes and Mapping to Urban and Socioeconomic Status Categories

| 5-Digit Zip Code | Rural/Urban Categorization | SES Quartile |
|------------------|----------------------------|--------------|
| 43128 | Isolated | Q3 |
| 43130 | Urban | Q3 |
| 43135 | Urban | Q3 |
| 43136 | Urban | Q1 |
| 43137 | Urban | Q1 |
| 43138 | Small Rural | Q3 |
| 43140 | Urban | Q2 |
| 43142 | Isolated | Q4 |
| 43143 | Urban | Q2 |
| 43144 | Small Rural | Q2 |
| 43145 | Urban | Q2 |
| 43146 | Urban | Q1 |
| 43147 | Urban | Q1 |
| 43148 | Urban | Q3 |
| 43149 | Small Rural | Q1 |
| 43150 | Large Rural | Q2 |
| 43151 | Large Rural | Q1 |
| 43152 | Small Rural | Q2 |
| 43153 | Large Rural | Q2 |
| 43154 | Urban | Q1 |
| 43155 | Large Rural | Q1 |
| 43156 | Large Rural | Q2 |
| 43157 | Urban | Q3 |
| 43158 | Small Rural | Q3 |
| 43160 | Large Rural | Q3 |
| 43162 | Urban | Q2 |
| 43164 | Urban | Q3 |
| 43194 | Urban | Q1 |
| 43195 | Urban | Q2 |
| 43199 | Urban | Q2 |
| 43201 | Urban | Q4 |
| 43202 | Urban | Q3 |
| 43203 | Urban | Q4 |
| 43204 | Urban | Q4 |
| 43205 | Urban | Q4 |
| 43206 | Urban | Q4 |
| 43207 | Urban | Q4 |
| 43209 | Urban | Q2 |
| 43210 | Urban | Q4 |
| 43211 | Urban | Q4 |
| 43212 | Urban | Q2 |
| 43213 | Urban | Q4 |
| 43214 | Urban | Q1 |
| 43215 | Urban | Q3 |

Appendix D. List of 5-Digit Zip Codes and Mapping to Urban and Socioeconomic Status Categories

| 5-Digit Zip Code | Rural/Urban Categorization | SES Quartile |
|------------------|----------------------------|--------------|
| 43216 | Urban | Q3 |
| 43217 | Urban | Q4 |
| 43218 | Urban | Q4 |
| 43219 | Urban | Q4 |
| 43220 | Urban | Q1 |
| 43221 | Urban | Q1 |
| 43222 | Urban | Q4 |
| 43223 | Urban | Q4 |
| 43224 | Urban | Q4 |
| 43226 | Urban | Q4 |
| 43227 | Urban | Q4 |
| 43228 | Urban | Q4 |
| 43229 | Urban | Q4 |
| 43230 | Urban | Q1 |
| 43231 | Urban | Q3 |
| 43232 | Urban | Q4 |
| 43234 | Urban | Q2 |
| 43235 | Urban | Q2 |
| 43236 | Urban | Q4 |
| 43240 | Urban | Q1 |
| 43251 | Urban | Q4 |
| 43260 | Urban | Q3 |
| 43266 | Urban | Q3 |
| 43268 | Urban | Q3 |
| 43270 | Urban | Q3 |
| 43271 | Urban | Q3 |
| 43272 | Urban | Q3 |
| 43279 | Urban | Q3 |
| 43287 | Urban | Q3 |
| 43291 | Urban | Q4 |
| 43301 | Large Rural | Q3 |
| 43302 | Large Rural | Q3 |
| 43310 | Large Rural | Q2 |
| 43311 | Large Rural | Q3 |
| 43314 | Large Rural | Q1 |
| 43315 | Urban | Q2 |
| 43316 | Large Rural | Q2 |
| 43317 | Urban | Q1 |
| 43318 | Isolated | Q3 |
| 43319 | Isolated | Q1 |
| 43320 | Small Rural | Q2 |
| 43321 | Urban | Q2 |
| 43322 | Large Rural | Q2 |
| 43323 | Small Rural | Q1 |

Appendix D. List of 5-Digit Zip Codes and Mapping to Urban and Socioeconomic Status Categories

| 5-Digit Zip Code | Rural/Urban Categorization | SES Quartile |
|------------------|----------------------------|--------------|
| 43324 | Large Rural | Q1 |
| 43325 | Large Rural | Q3 |
| 43326 | Small Rural | Q3 |
| 43330 | Small Rural | Q2 |
| 43331 | Small Rural | Q3 |
| 43332 | Large Rural | Q3 |
| 43333 | Isolated | Q1 |
| 43334 | Urban | Q2 |
| 43335 | Large Rural | Q1 |
| 43336 | Isolated | Missing |
| 43337 | Large Rural | Q1 |
| 43338 | Small Rural | Q2 |
| 43340 | Small Rural | Q3 |
| 43341 | Large Rural | Q1 |
| 43342 | Large Rural | Q1 |
| 43343 | Isolated | Q2 |
| 43344 | Large Rural | Q2 |
| 43345 | Small Rural | Q1 |
| 43346 | Large Rural | Q2 |
| 43347 | Large Rural | Q1 |
| 43348 | Small Rural | Q4 |
| 43349 | Urban | Q1 |
| 43350 | Urban | Q1 |
| 43351 | Small Rural | Q3 |
| 43356 | Large Rural | Q1 |
| 43357 | Large Rural | Q1 |
| 43358 | Large Rural | Q1 |
| 43359 | Small Rural | Q1 |
| 43360 | Isolated | Q1 |
| 43402 | Large Rural | Q3 |
| 43403 | Large Rural | Q1 |
| 43406 | Large Rural | Q3 |
| 43407 | Large Rural | Q1 |
| 43408 | Urban | Q2 |
| 43410 | Small Rural | Q2 |
| 43412 | Urban | Q1 |
| 43413 | Large Rural | Q1 |
| 43414 | Large Rural | Q3 |
| 43416 | Urban | Q1 |
| 43420 | Large Rural | Q3 |
| 43430 | Urban | Q1 |
| 43431 | Isolated | Q2 |
| 43432 | Urban | Q1 |
| 43433 | Large Rural | Q1 |

Appendix D. List of 5-Digit Zip Codes and Mapping to Urban and Socioeconomic Status Categories

| 5-Digit Zip Code | Rural/Urban Categorization | SES Quartile |
|------------------|----------------------------|--------------|
| 43434 | Urban | Q3 |
| 43435 | Large Rural | Q1 |
| 43436 | Isolated | Q1 |
| 43437 | Large Rural | Q3 |
| 43438 | Large Rural | Q1 |
| 43439 | Isolated | Q2 |
| 43440 | Large Rural | Q1 |
| 43441 | Urban | Q1 |
| 43442 | Large Rural | Q2 |
| 43443 | Urban | Q1 |
| 43445 | Urban | Q1 |
| 43446 | Isolated | Q1 |
| 43447 | Urban | Q1 |
| 43449 | Isolated | Q1 |
| 43450 | Urban | Q1 |
| 43451 | Large Rural | Q1 |
| 43452 | Large Rural | Q2 |
| 43456 | Isolated | Q1 |
| 43457 | Large Rural | Q2 |
| 43458 | Urban | Q2 |
| 43460 | Urban | Q1 |
| 43462 | Large Rural | Q1 |
| 43463 | Urban | Q1 |
| 43464 | Small Rural | Q1 |
| 43465 | Urban | Q1 |
| 43466 | Large Rural | Q1 |
| 43467 | Large Rural | Q2 |
| 43468 | Urban | Q2 |
| 43469 | Urban | Q2 |
| 43501 | Isolated | Q2 |
| 43502 | Small Rural | Q2 |
| 43504 | Urban | Q1 |
| 43505 | Small Rural | Q1 |
| 43506 | Small Rural | Q2 |
| 43510 | Urban | Q1 |
| 43511 | Large Rural | Q1 |
| 43512 | Large Rural | Q2 |
| 43515 | Urban | Q1 |
| 43516 | Isolated | Q2 |
| 43517 | Isolated | Q2 |
| 43518 | Small Rural | Q2 |
| 43519 | Large Rural | Q2 |
| 43520 | Small Rural | Q2 |
| 43521 | Small Rural | Q2 |

Appendix D. List of 5-Digit Zip Codes and Mapping to Urban and Socioeconomic Status Categories

| 5-Digit Zip Code | Rural/Urban Categorization | SES Quartile |
|------------------|----------------------------|--------------|
| 43522 | Urban | Q1 |
| 43523 | Small Rural | Missing |
| 43524 | Isolated | Q2 |
| 43525 | Urban | Q1 |
| 43526 | Small Rural | Q2 |
| 43527 | Small Rural | Q2 |
| 43528 | Urban | Q2 |
| 43529 | Isolated | Q3 |
| 43530 | Large Rural | Q2 |
| 43531 | Isolated | Q4 |
| 43532 | Urban | Q1 |
| 43533 | Urban | Q1 |
| 43534 | Small Rural | Q1 |
| 43535 | Small Rural | Q2 |
| 43536 | Large Rural | Q1 |
| 43537 | Urban | Q1 |
| 43540 | Urban | Q1 |
| 43541 | Large Rural | Q2 |
| 43542 | Urban | Q1 |
| 43543 | Small Rural | Q2 |
| 43545 | Small Rural | Q2 |
| 43547 | Urban | Q1 |
| 43548 | Small Rural | Q2 |
| 43549 | Small Rural | Q1 |
| 43550 | Small Rural | Q2 |
| 43551 | Urban | Q1 |
| 43552 | Urban | Q1 |
| 43553 | Small Rural | Q1 |
| 43554 | Isolated | Q2 |
| 43555 | Small Rural | Q1 |
| 43556 | Large Rural | Q2 |
| 43557 | Small Rural | Q2 |
| 43558 | Urban | Q1 |
| 43560 | Urban | Q1 |
| 43565 | Large Rural | Q1 |
| 43566 | Urban | Q1 |
| 43567 | Small Rural | Q2 |
| 43569 | Large Rural | Q2 |
| 43570 | Small Rural | Q2 |
| 43571 | Urban | Q1 |
| 43601 | Urban | Q4 |
| 43603 | Urban | Q4 |
| 43604 | Urban | Q4 |
| 43605 | Urban | Q4 |

Appendix D. List of 5-Digit Zip Codes and Mapping to Urban and Socioeconomic Status Categories

| 5-Digit Zip Code | Rural/Urban Categorization | SES Quartile |
|------------------|----------------------------|--------------|
| 43606 | Urban | Q3 |
| 43607 | Urban | Q4 |
| 43608 | Urban | Q4 |
| 43609 | Urban | Q4 |
| 43610 | Urban | Q4 |
| 43611 | Urban | Q3 |
| 43612 | Urban | Q4 |
| 43613 | Urban | Q3 |
| 43614 | Urban | Q3 |
| 43615 | Urban | Q3 |
| 43616 | Urban | Q2 |
| 43617 | Urban | Q1 |
| 43619 | Urban | Q2 |
| 43620 | Urban | Q4 |
| 43623 | Urban | Q2 |
| 43635 | Urban | Q3 |
| 43652 | Urban | Q4 |
| 43654 | Urban | Q2 |
| 43656 | Urban | Q2 |
| 43657 | Urban | Q4 |
| 43659 | Urban | Q4 |
| 43660 | Urban | Q4 |
| 43661 | Urban | Q4 |
| 43666 | Urban | Q4 |
| 43667 | Urban | Q4 |
| 43681 | Urban | Q4 |
| 43682 | Urban | Q4 |
| 43697 | Urban | Q4 |
| 43699 | Urban | Q4 |
| 43701 | Large Rural | Q3 |
| 43702 | Large Rural | Q3 |
| 43711 | Small Rural | Q2 |
| 43713 | Small Rural | Q1 |
| 43716 | Isolated | Q3 |
| 43717 | Small Rural | Q2 |
| 43718 | Urban | Q1 |
| 43719 | Urban | Q2 |
| 43720 | Large Rural | Q2 |
| 43721 | Urban | Q1 |
| 43722 | Large Rural | Q1 |
| 43723 | Large Rural | Q3 |
| 43724 | Small Rural | Q2 |
| 43725 | Large Rural | Q3 |
| 43727 | Large Rural | Q2 |

Appendix D. List of 5-Digit Zip Codes and Mapping to Urban and Socioeconomic Status Categories

| 5-Digit Zip Code | Rural/Urban Categorization | SES Quartile |
|------------------|----------------------------|--------------|
| 43728 | Isolated | Q3 |
| 43730 | Small Rural | Q3 |
| 43731 | Large Rural | Q3 |
| 43732 | Large Rural | Q1 |
| 43733 | Large Rural | Q1 |
| 43734 | Large Rural | Q2 |
| 43735 | Large Rural | Q3 |
| 43736 | Large Rural | Q2 |
| 43738 | Large Rural | Q2 |
| 43739 | Urban | Q1 |
| 43740 | Urban | Q3 |
| 43746 | Large Rural | Q2 |
| 43747 | Isolated | Q3 |
| 43748 | Large Rural | Q3 |
| 43749 | Large Rural | Q2 |
| 43750 | Large Rural | Q2 |
| 43752 | Isolated | Q3 |
| 43754 | Isolated | Q2 |
| 43755 | Large Rural | Q2 |
| 43756 | Small Rural | Q3 |
| 43757 | Isolated | Q3 |
| 43758 | Large Rural | Q3 |
| 43759 | Urban | Q1 |
| 43760 | Urban | Q2 |
| 43761 | Small Rural | Q1 |
| 43762 | Large Rural | Q3 |
| 43764 | Small Rural | Q3 |
| 43766 | Large Rural | Q3 |
| 43767 | Large Rural | Q1 |
| 43768 | Large Rural | Q2 |
| 43771 | Large Rural | Q3 |
| 43772 | Large Rural | Q2 |
| 43773 | Large Rural | Q2 |
| 43777 | Large Rural | Q4 |
| 43778 | Large Rural | Q2 |
| 43779 | Large Rural | Q1 |
| 43780 | Large Rural | Q1 |
| 43782 | Large Rural | Q4 |
| 43783 | Urban | Q2 |
| 43786 | Large Rural | Q2 |
| 43787 | Isolated | Q3 |
| 43788 | Large Rural | Q3 |
| 43791 | Large Rural | Q3 |
| 43793 | Isolated | Q3 |

Appendix D. List of 5-Digit Zip Codes and Mapping to Urban and Socioeconomic Status Categories

| 5-Digit Zip Code | Rural/Urban Categorization | SES Quartile |
|------------------|----------------------------|--------------|
| 43802 | Large Rural | Q1 |
| 43803 | Small Rural | Q2 |
| 43804 | Isolated | Q3 |
| 43805 | Large Rural | Q2 |
| 43811 | Large Rural | Q2 |
| 43812 | Large Rural | Q3 |
| 43821 | Large Rural | Q2 |
| 43822 | Large Rural | Q2 |
| 43824 | Isolated | Q3 |
| 43828 | Large Rural | Q3 |
| 43830 | Large Rural | Q1 |
| 43832 | Small Rural | Q2 |
| 43836 | Large Rural | Q1 |
| 43837 | Large Rural | Q2 |
| 43840 | Large Rural | Q1 |
| 43842 | Large Rural | Q2 |
| 43843 | Large Rural | Q2 |
| 43844 | Large Rural | Q2 |
| 43845 | Small Rural | Q2 |
| 43901 | Urban | Q2 |
| 43902 | Urban | Q1 |
| 43903 | Urban | Q2 |
| 43905 | Urban | Q3 |
| 43906 | Urban | Q3 |
| 43907 | Small Rural | Q2 |
| 43908 | Urban | Q2 |
| 43909 | Urban | Q1 |
| 43910 | Urban | Q1 |
| 43912 | Urban | Q3 |
| 43913 | Urban | Q3 |
| 43914 | Isolated | Q3 |
| 43915 | Urban | Q1 |
| 43916 | Urban | Q3 |
| 43917 | Urban | Q1 |
| 43920 | Large Rural | Q3 |
| 43925 | Urban | Q3 |
| 43926 | Urban | Q3 |
| 43927 | Urban | Q2 |
| 43928 | Urban | Q1 |
| 43930 | Urban | Q1 |
| 43931 | Urban | Q2 |
| 43932 | Urban | Q1 |
| 43933 | Urban | Q1 |
| 43934 | Urban | Q2 |

Appendix D. List of 5-Digit Zip Codes and Mapping to Urban and Socioeconomic Status Categories

| 5-Digit Zip Code | Rural/Urban Categorization | SES Quartile |
|------------------|----------------------------|--------------|
| 43935 | Urban | Q3 |
| 43937 | Urban | Q3 |
| 43938 | Urban | Q2 |
| 43939 | Urban | Q2 |
| 43940 | Urban | Q3 |
| 43941 | Urban | Q1 |
| 43942 | Urban | Q2 |
| 43943 | Urban | Q2 |
| 43944 | Urban | Q1 |
| 43945 | Small Rural | Q3 |
| 43946 | Urban | Q2 |
| 43947 | Urban | Q1 |
| 43948 | Urban | Q3 |
| 43950 | Urban | Q1 |
| 43951 | Urban | Q2 |
| 43952 | Urban | Q4 |
| 43953 | Urban | Q2 |
| 43961 | Urban | Q3 |
| 43962 | Small Rural | Q1 |
| 43963 | Urban | Q2 |
| 43964 | Urban | Q3 |
| 43967 | Urban | Missing |
| 43968 | Large Rural | Q4 |
| 43970 | Urban | Q1 |
| 43971 | Urban | Q3 |
| 43972 | Urban | Q1 |
| 43973 | Large Rural | Q3 |
| 43974 | Small Rural | Q2 |
| 43976 | Urban | Q2 |
| 43977 | Urban | Q2 |
| 43981 | Small Rural | Q2 |
| 43983 | Urban | Q2 |
| 43984 | Urban | Q3 |
| 43985 | Urban | Q3 |
| 43986 | Urban | Q3 |
| 43988 | Large Rural | Q2 |
| 44001 | Urban | Q1 |
| 44003 | Isolated | Q3 |
| 44004 | Large Rural | Q4 |
| 44005 | Large Rural | Q4 |
| 44010 | Urban | Q2 |
| 44011 | Urban | Q1 |
| 44012 | Urban | Q1 |
| 44017 | Urban | Q2 |

Appendix D. List of 5-Digit Zip Codes and Mapping to Urban and Socioeconomic Status Categories

| 5-Digit Zip Code | Rural/Urban Categorization | SES Quartile |
|------------------|----------------------------|--------------|
| 44021 | Urban | Q2 |
| 44022 | Urban | Q1 |
| 44023 | Urban | Q1 |
| 44024 | Urban | Q1 |
| 44026 | Urban | Q1 |
| 44028 | Urban | Q1 |
| 44030 | Large Rural | Q3 |
| 44032 | Isolated | Q2 |
| 44033 | Urban | Q1 |
| 44035 | Urban | Q3 |
| 44036 | Urban | Q3 |
| 44039 | Urban | Q1 |
| 44040 | Urban | Q1 |
| 44041 | Urban | Q2 |
| 44044 | Urban | Q1 |
| 44045 | Urban | Q2 |
| 44046 | Urban | Q1 |
| 44047 | Small Rural | Q2 |
| 44048 | Large Rural | Q3 |
| 44049 | Small Rural | Q1 |
| 44050 | Urban | Q1 |
| 44052 | Urban | Q4 |
| 44053 | Urban | Q3 |
| 44054 | Urban | Q1 |
| 44055 | Urban | Q4 |
| 44056 | Urban | Q1 |
| 44057 | Urban | Q2 |
| 44060 | Urban | Q1 |
| 44061 | Urban | Q1 |
| 44062 | Urban | Q3 |
| 44064 | Urban | Q1 |
| 44065 | Urban | Q1 |
| 44067 | Urban | Q1 |
| 44068 | Large Rural | Q4 |
| 44070 | Urban | Q1 |
| 44072 | Urban | Q1 |
| 44073 | Urban | Q1 |
| 44074 | Small Rural | Q2 |
| 44076 | Isolated | Q3 |
| 44077 | Urban | Q2 |
| 44080 | Urban | Q1 |
| 44081 | Urban | Q1 |
| 44082 | Large Rural | Q3 |
| 44084 | Urban | Q1 |

Appendix D. List of 5-Digit Zip Codes and Mapping to Urban and Socioeconomic Status Categories

| 5-Digit Zip Code | Rural/Urban Categorization | SES Quartile |
|------------------|----------------------------|--------------|
| 44085 | Urban | Q2 |
| 44086 | Urban | Q1 |
| 44087 | Urban | Q1 |
| 44088 | Urban | Q2 |
| 44089 | Urban | Q2 |
| 44090 | Small Rural | Q2 |
| 44092 | Urban | Q2 |
| 44093 | Isolated | Q2 |
| 44094 | Urban | Q2 |
| 44095 | Urban | Q2 |
| 44096 | Urban | Q2 |
| 44097 | Urban | Q2 |
| 44099 | Isolated | Q2 |
| 44101 | Urban | Q1 |
| 44102 | Urban | Q4 |
| 44103 | Urban | Q4 |
| 44104 | Urban | Q4 |
| 44105 | Urban | Q4 |
| 44106 | Urban | Q4 |
| 44107 | Urban | Q3 |
| 44108 | Urban | Q4 |
| 44109 | Urban | Q4 |
| 44110 | Urban | Q4 |
| 44111 | Urban | Q4 |
| 44112 | Urban | Q4 |
| 44113 | Urban | Q4 |
| 44114 | Urban | Q4 |
| 44115 | Urban | Q4 |
| 44116 | Urban | Q1 |
| 44117 | Urban | Q4 |
| 44118 | Urban | Q3 |
| 44119 | Urban | Q3 |
| 44120 | Urban | Q4 |
| 44121 | Urban | Q2 |
| 44122 | Urban | Q2 |
| 44123 | Urban | Q3 |
| 44124 | Urban | Q1 |
| 44125 | Urban | Q3 |
| 44126 | Urban | Q1 |
| 44127 | Urban | Q4 |
| 44128 | Urban | Q4 |
| 44129 | Urban | Q2 |
| 44130 | Urban | Q2 |
| 44131 | Urban | Q1 |

Appendix D. List of 5-Digit Zip Codes and Mapping to Urban and Socioeconomic Status Categories

| 5-Digit Zip Code | Rural/Urban Categorization | SES Quartile |
|------------------|----------------------------|--------------|
| 44132 | Urban | Q4 |
| 44133 | Urban | Q1 |
| 44134 | Urban | Q2 |
| 44135 | Urban | Q4 |
| 44136 | Urban | Q1 |
| 44137 | Urban | Q3 |
| 44138 | Urban | Q1 |
| 44139 | Urban | Q1 |
| 44140 | Urban | Q1 |
| 44141 | Urban | Q1 |
| 44142 | Urban | Q2 |
| 44143 | Urban | Q2 |
| 44144 | Urban | Q3 |
| 44145 | Urban | Q1 |
| 44146 | Urban | Q3 |
| 44147 | Urban | Q1 |
| 44149 | Urban | Q1 |
| 44181 | Urban | Q4 |
| 44188 | Urban | Q4 |
| 44190 | Urban | Q4 |
| 44191 | Urban | Q4 |
| 44192 | Urban | Q4 |
| 44193 | Urban | Q4 |
| 44194 | Urban | Q4 |
| 44195 | Urban | Q4 |
| 44197 | Urban | Q4 |
| 44198 | Urban | Q4 |
| 44199 | Urban | Q4 |
| 44201 | Urban | Q1 |
| 44202 | Urban | Q1 |
| 44203 | Urban | Q3 |
| 44210 | Urban | Q1 |
| 44211 | Urban | Q3 |
| 44212 | Urban | Q1 |
| 44214 | Large Rural | Q1 |
| 44215 | Urban | Q2 |
| 44216 | Urban | Q1 |
| 44217 | Urban | Q2 |
| 44221 | Urban | Q2 |
| 44222 | Urban | Q2 |
| 44223 | Urban | Q1 |
| 44224 | Urban | Q1 |
| 44230 | Urban | Q1 |
| 44231 | Urban | Q2 |

Appendix D. List of 5-Digit Zip Codes and Mapping to Urban and Socioeconomic Status Categories

| 5-Digit Zip Code | Rural/Urban Categorization | SES Quartile |
|------------------|----------------------------|--------------|
| 44232 | Urban | Q1 |
| 44233 | Urban | Q1 |
| 44234 | Urban | Q1 |
| 44235 | Urban | Q3 |
| 44236 | Urban | Q1 |
| 44237 | Urban | Q1 |
| 44240 | Urban | Q3 |
| 44241 | Urban | Q2 |
| 44242 | Urban | Q3 |
| 44243 | Urban | Q1 |
| 44250 | Urban | Q2 |
| 44251 | Urban | Q1 |
| 44253 | Urban | Q1 |
| 44254 | Urban | Q2 |
| 44255 | Urban | Q2 |
| 44256 | Urban | Q1 |
| 44258 | Urban | Q1 |
| 44260 | Urban | Q1 |
| 44262 | Urban | Q1 |
| 44264 | Urban | Q1 |
| 44265 | Urban | Missing |
| 44266 | Urban | Q3 |
| 44270 | Urban | Q2 |
| 44272 | Urban | Q1 |
| 44273 | Urban | Q1 |
| 44274 | Urban | Q3 |
| 44275 | Urban | Q1 |
| 44276 | Isolated | Q1 |
| 44278 | Urban | Q2 |
| 44280 | Urban | Q1 |
| 44281 | Urban | Q1 |
| 44282 | Urban | Q1 |
| 44285 | Urban | Q1 |
| 44286 | Urban | Q1 |
| 44287 | Large Rural | Q3 |
| 44288 | Urban | Q4 |
| 44301 | Urban | Q4 |
| 44302 | Urban | Q4 |
| 44303 | Urban | Q2 |
| 44304 | Urban | Q4 |
| 44305 | Urban | Q4 |
| 44306 | Urban | Q4 |
| 44307 | Urban | Q4 |
| 44308 | Urban | Q4 |

Appendix D. List of 5-Digit Zip Codes and Mapping to Urban and Socioeconomic Status Categories

| 5-Digit Zip Code | Rural/Urban Categorization | SES Quartile |
|------------------|----------------------------|--------------|
| 44309 | Urban | Q4 |
| 44310 | Urban | Q4 |
| 44311 | Urban | Q4 |
| 44312 | Urban | Q2 |
| 44313 | Urban | Q2 |
| 44314 | Urban | Q4 |
| 44315 | Urban | Q4 |
| 44316 | Urban | Q4 |
| 44317 | Urban | Q4 |
| 44319 | Urban | Q1 |
| 44320 | Urban | Q4 |
| 44321 | Urban | Q1 |
| 44325 | Urban | Q4 |
| 44326 | Urban | Q4 |
| 44328 | Urban | Q4 |
| 44333 | Urban | Q1 |
| 44334 | Urban | Q1 |
| 44372 | Urban | Q4 |
| 44396 | Urban | Q4 |
| 44398 | Urban | Q4 |
| 44401 | Urban | Q1 |
| 44402 | Urban | Q1 |
| 44403 | Urban | Q1 |
| 44404 | Urban | Q1 |
| 44405 | Urban | Q4 |
| 44406 | Urban | Q1 |
| 44408 | Small Rural | Q2 |
| 44410 | Urban | Q1 |
| 44411 | Urban | Q3 |
| 44412 | Urban | Q2 |
| 44413 | Urban | Q3 |
| 44415 | Small Rural | Q2 |
| 44416 | Urban | Q1 |
| 44417 | Urban | Q2 |
| 44418 | Urban | Q1 |
| 44420 | Urban | Q3 |
| 44422 | Urban | Q1 |
| 44423 | Small Rural | Q2 |
| 44424 | Urban | Q1 |
| 44425 | Urban | Q2 |
| 44427 | Urban | Q1 |
| 44428 | Urban | Q1 |
| 44429 | Urban | Q3 |
| 44430 | Urban | Q3 |

Appendix D. List of 5-Digit Zip Codes and Mapping to Urban and Socioeconomic Status Categories

| 5-Digit Zip Code | Rural/Urban Categorization | SES Quartile |
|------------------|----------------------------|--------------|
| 44431 | Large Rural | Q2 |
| 44432 | Small Rural | Q2 |
| 44436 | Urban | Q2 |
| 44437 | Urban | Q2 |
| 44438 | Urban | Q3 |
| 44439 | Urban | Q2 |
| 44440 | Urban | Q2 |
| 44441 | Large Rural | Q1 |
| 44442 | Urban | Q1 |
| 44443 | Urban | Q3 |
| 44444 | Urban | Q3 |
| 44445 | Urban | Q2 |
| 44446 | Urban | Q3 |
| 44449 | Large Rural | Q1 |
| 44450 | Urban | Q1 |
| 44451 | Urban | Q1 |
| 44452 | Urban | Q2 |
| 44453 | Urban | Q1 |
| 44454 | Urban | Q1 |
| 44455 | Small Rural | Q2 |
| 44460 | Large Rural | Q2 |
| 44470 | Urban | Q1 |
| 44471 | Urban | Q3 |
| 44473 | Urban | Q2 |
| 44481 | Urban | Q2 |
| 44482 | Urban | Q2 |
| 44483 | Urban | Q3 |
| 44484 | Urban | Q2 |
| 44485 | Urban | Q4 |
| 44486 | Urban | Q2 |
| 44490 | Large Rural | Q3 |
| 44491 | Urban | Q2 |
| 44492 | Small Rural | Q2 |
| 44493 | Urban | Q1 |
| 44501 | Urban | Q4 |
| 44502 | Urban | Q4 |
| 44503 | Urban | Q4 |
| 44504 | Urban | Q4 |
| 44505 | Urban | Q4 |
| 44506 | Urban | Q4 |
| 44507 | Urban | Q4 |
| 44509 | Urban | Q4 |
| 44510 | Urban | Q4 |
| 44511 | Urban | Q3 |

Appendix D. List of 5-Digit Zip Codes and Mapping to Urban and Socioeconomic Status Categories

| 5-Digit Zip Code | Rural/Urban Categorization | SES Quartile |
|------------------|----------------------------|--------------|
| 44512 | Urban | Q2 |
| 44513 | Urban | Q2 |
| 44514 | Urban | Q1 |
| 44515 | Urban | Q2 |
| 44555 | Urban | Q4 |
| 44601 | Large Rural | Q3 |
| 44606 | Large Rural | Q3 |
| 44607 | Urban | Q2 |
| 44608 | Urban | Q2 |
| 44609 | Large Rural | Q2 |
| 44610 | Isolated | Q3 |
| 44611 | Small Rural | Q3 |
| 44612 | Urban | Q1 |
| 44613 | Urban | Q2 |
| 44614 | Urban | Q1 |
| 44615 | Small Rural | Q2 |
| 44617 | Isolated | Q3 |
| 44618 | Small Rural | Q2 |
| 44619 | Large Rural | Q2 |
| 44620 | Urban | Q2 |
| 44621 | Large Rural | Q3 |
| 44622 | Large Rural | Q2 |
| 44624 | Isolated | Q2 |
| 44625 | Urban | Q3 |
| 44626 | Urban | Q1 |
| 44627 | Isolated | Q2 |
| 44628 | Small Rural | Q2 |
| 44629 | Large Rural | Q2 |
| 44630 | Urban | Q1 |
| 44632 | Urban | Q1 |
| 44633 | Isolated | Q2 |
| 44634 | Large Rural | Q1 |
| 44636 | Small Rural | Q2 |
| 44637 | Small Rural | Q3 |
| 44638 | Small Rural | Q1 |
| 44639 | Large Rural | Q2 |
| 44640 | Large Rural | Q1 |
| 44641 | Urban | Q1 |
| 44643 | Urban | Q2 |
| 44644 | Urban | Q2 |
| 44645 | Urban | Q1 |
| 44646 | Urban | Q2 |
| 44647 | Urban | Q2 |
| 44648 | Urban | Q2 |

Appendix D. List of 5-Digit Zip Codes and Mapping to Urban and Socioeconomic Status Categories

| 5-Digit Zip Code | Rural/Urban Categorization | SES Quartile |
|------------------|----------------------------|--------------|
| 44650 | Large Rural | Q3 |
| 44651 | Urban | Q2 |
| 44652 | Urban | Q2 |
| 44653 | Large Rural | Q3 |
| 44654 | Isolated | Q3 |
| 44656 | Urban | Q1 |
| 44657 | Urban | Q2 |
| 44659 | Isolated | Q3 |
| 44660 | Isolated | Q3 |
| 44661 | Small Rural | Q3 |
| 44662 | Urban | Q1 |
| 44663 | Large Rural | Q3 |
| 44665 | Large Rural | Q2 |
| 44666 | Urban | Q1 |
| 44667 | Small Rural | Q2 |
| 44669 | Urban | Q1 |
| 44670 | Urban | Q1 |
| 44671 | Urban | Q3 |
| 44672 | Large Rural | Q3 |
| 44675 | Large Rural | Q1 |
| 44676 | Large Rural | Q2 |
| 44677 | Large Rural | Q1 |
| 44678 | Urban | Q1 |
| 44679 | Large Rural | Q3 |
| 44680 | Large Rural | Q2 |
| 44681 | Isolated | Q2 |
| 44682 | Large Rural | Q1 |
| 44683 | Large Rural | Q3 |
| 44685 | Urban | Q1 |
| 44687 | Isolated | Q2 |
| 44688 | Urban | Q2 |
| 44689 | Isolated | Q2 |
| 44690 | Isolated | Q2 |
| 44691 | Large Rural | Q2 |
| 44693 | Large Rural | Q2 |
| 44695 | Large Rural | Q2 |
| 44697 | Urban | Q1 |
| 44699 | Large Rural | Q2 |
| 44701 | Urban | Q2 |
| 44702 | Urban | Q4 |
| 44703 | Urban | Q4 |
| 44704 | Urban | Q4 |
| 44705 | Urban | Q4 |
| 44706 | Urban | Q3 |

Appendix D. List of 5-Digit Zip Codes and Mapping to Urban and Socioeconomic Status Categories

| 5-Digit Zip Code | Rural/Urban Categorization | SES Quartile |
|------------------|----------------------------|--------------|
| 44707 | Urban | Q4 |
| 44708 | Urban | Q3 |
| 44709 | Urban | Q2 |
| 44710 | Urban | Q4 |
| 44711 | Urban | Q2 |
| 44714 | Urban | Q3 |
| 44718 | Urban | Q1 |
| 44720 | Urban | Q1 |
| 44721 | Urban | Q1 |
| 44730 | Urban | Q1 |
| 44735 | Urban | Q1 |
| 44750 | Urban | Q4 |
| 44767 | Urban | Q1 |
| 44799 | Urban | Q2 |
| 44802 | Large Rural | Q1 |
| 44804 | Large Rural | Q1 |
| 44805 | Large Rural | Q3 |
| 44807 | Large Rural | Q1 |
| 44809 | Large Rural | Q1 |
| 44811 | Small Rural | Q1 |
| 44813 | Urban | Q1 |
| 44814 | Urban | Q1 |
| 44815 | Large Rural | Q3 |
| 44816 | Urban | Q1 |
| 44817 | Large Rural | Q1 |
| 44818 | Large Rural | Q1 |
| 44820 | Large Rural | Q3 |
| 44822 | Urban | Q1 |
| 44824 | Large Rural | Q1 |
| 44825 | Isolated | Q1 |
| 44826 | Large Rural | Q1 |
| 44827 | Large Rural | Q3 |
| 44828 | Large Rural | Q2 |
| 44830 | Large Rural | Q3 |
| 44833 | Large Rural | Q3 |
| 44836 | Small Rural | Q3 |
| 44837 | Small Rural | Q2 |
| 44838 | Large Rural | Q1 |
| 44839 | Large Rural | Q1 |
| 44840 | Large Rural | Q2 |
| 44841 | Large Rural | Q1 |
| 44842 | Isolated | Q2 |
| 44843 | Urban | Q1 |
| 44844 | Large Rural | Q2 |

Appendix D. List of 5-Digit Zip Codes and Mapping to Urban and Socioeconomic Status Categories

| 5-Digit Zip Code | Rural/Urban Categorization | SES Quartile |
|------------------|----------------------------|--------------|
| 44845 | Large Rural | Q2 |
| 44846 | Large Rural | Q1 |
| 44847 | Large Rural | Q1 |
| 44848 | Large Rural | Q3 |
| 44849 | Small Rural | Q2 |
| 44850 | Small Rural | Q1 |
| 44851 | Isolated | Q2 |
| 44853 | Large Rural | Q1 |
| 44854 | Isolated | Q1 |
| 44855 | Small Rural | Q1 |
| 44856 | Large Rural | Q1 |
| 44857 | Large Rural | Q3 |
| 44859 | Large Rural | Q2 |
| 44860 | Small Rural | Q2 |
| 44861 | Small Rural | Q1 |
| 44862 | Urban | Q4 |
| 44864 | Large Rural | Q1 |
| 44865 | Small Rural | Q3 |
| 44866 | Urban | Q3 |
| 44867 | Large Rural | Q1 |
| 44870 | Large Rural | Q3 |
| 44871 | Large Rural | Q3 |
| 44874 | Large Rural | Q2 |
| 44875 | Urban | Q2 |
| 44878 | Urban | Q2 |
| 44880 | Urban | Q2 |
| 44881 | Large Rural | Q1 |
| 44882 | Small Rural | Q1 |
| 44883 | Large Rural | Q2 |
| 44887 | Isolated | Q1 |
| 44888 | Small Rural | Q3 |
| 44889 | Large Rural | Q1 |
| 44890 | Small Rural | Q3 |
| 44901 | Urban | Q1 |
| 44902 | Urban | Q4 |
| 44903 | Urban | Q3 |
| 44904 | Urban | Q1 |
| 44905 | Urban | Q3 |
| 44906 | Urban | Q3 |
| 44907 | Urban | Q3 |
| 45001 | Urban | Q4 |
| 45002 | Urban | Q2 |
| 45003 | Large Rural | Q2 |
| 45004 | Urban | Q2 |

Appendix D. List of 5-Digit Zip Codes and Mapping to Urban and Socioeconomic Status Categories

| 5-Digit Zip Code | Rural/Urban Categorization | SES Quartile |
|------------------|----------------------------|--------------|
| 45005 | Urban | Q2 |
| 45011 | Urban | Q2 |
| 45012 | Urban | Q2 |
| 45013 | Urban | Q2 |
| 45014 | Urban | Q2 |
| 45015 | Urban | Q3 |
| 45018 | Urban | Q2 |
| 45030 | Urban | Q1 |
| 45032 | Urban | Q1 |
| 45033 | Urban | Q3 |
| 45034 | Urban | Q1 |
| 45036 | Urban | Q2 |
| 45039 | Urban | Q1 |
| 45040 | Urban | Q1 |
| 45041 | Urban | Q3 |
| 45042 | Urban | Q2 |
| 45044 | Urban | Q3 |
| 45050 | Urban | Q2 |
| 45051 | Urban | Q3 |
| 45052 | Urban | Q1 |
| 45053 | Urban | Q1 |
| 45054 | Urban | Q2 |
| 45055 | Urban | Q2 |
| 45056 | Large Rural | Q2 |
| 45061 | Urban | Q2 |
| 45062 | Urban | Q2 |
| 45063 | Urban | Q2 |
| 45064 | Urban | Q1 |
| 45065 | Urban | Q2 |
| 45066 | Urban | Q1 |
| 45067 | Urban | Q2 |
| 45068 | Urban | Q1 |
| 45069 | Urban | Q1 |
| 45070 | Urban | Q2 |
| 45071 | Urban | Q1 |
| 45101 | Large Rural | Q4 |
| 45102 | Urban | Q2 |
| 45103 | Urban | Q2 |
| 45105 | Isolated | Q4 |
| 45106 | Urban | Q3 |
| 45107 | Urban | Q2 |
| 45111 | Urban | Q2 |
| 45112 | Urban | Q4 |
| 45113 | Large Rural | Q2 |

Appendix D. List of 5-Digit Zip Codes and Mapping to Urban and Socioeconomic Status Categories

| 5-Digit Zip Code | Rural/Urban Categorization | SES Quartile |
|------------------|----------------------------|--------------|
| 45114 | Large Rural | Q3 |
| 45115 | Large Rural | Q1 |
| 45118 | Urban | Q1 |
| 45119 | Urban | Q2 |
| 45120 | Urban | Q3 |
| 45121 | Urban | Q3 |
| 45122 | Urban | Q2 |
| 45123 | Small Rural | Q3 |
| 45130 | Urban | Q2 |
| 45131 | Urban | Q4 |
| 45132 | Large Rural | Q4 |
| 45133 | Small Rural | Q3 |
| 45135 | Large Rural | Q2 |
| 45140 | Urban | Q1 |
| 45142 | Large Rural | Q2 |
| 45144 | Isolated | Q4 |
| 45145 | Missing | Missing |
| 45146 | Large Rural | Q2 |
| 45147 | Urban | Q1 |
| 45148 | Large Rural | Q3 |
| 45150 | Urban | Q2 |
| 45152 | Urban | Q1 |
| 45153 | Urban | Q2 |
| 45154 | Urban | Q3 |
| 45155 | Urban | Q4 |
| 45156 | Urban | Q4 |
| 45157 | Urban | Q2 |
| 45158 | Urban | Q3 |
| 45159 | Large Rural | Q3 |
| 45160 | Urban | Q4 |
| 45162 | Urban | Q1 |
| 45164 | Large Rural | Q3 |
| 45166 | Large Rural | Q1 |
| 45167 | Large Rural | Q3 |
| 45168 | Urban | Q1 |
| 45169 | Large Rural | Q3 |
| 45171 | Urban | Q2 |
| 45172 | Small Rural | Q3 |
| 45174 | Urban | Q1 |
| 45176 | Urban | Q2 |
| 45177 | Large Rural | Q3 |
| 45201 | Urban | Q4 |
| 45202 | Urban | Q4 |
| 45203 | Urban | Q4 |

Appendix D. List of 5-Digit Zip Codes and Mapping to Urban and Socioeconomic Status Categories

| 5-Digit Zip Code | Rural/Urban Categorization | SES Quartile |
|------------------|----------------------------|--------------|
| 45204 | Urban | Q4 |
| 45205 | Urban | Q4 |
| 45206 | Urban | Q4 |
| 45207 | Urban | Q4 |
| 45208 | Urban | Q1 |
| 45209 | Urban | Q2 |
| 45211 | Urban | Q4 |
| 45212 | Urban | Q4 |
| 45213 | Urban | Q3 |
| 45214 | Urban | Q4 |
| 45215 | Urban | Q3 |
| 45216 | Urban | Q4 |
| 45217 | Urban | Q4 |
| 45218 | Urban | Q2 |
| 45219 | Urban | Q4 |
| 45220 | Urban | Q3 |
| 45221 | Urban | Q4 |
| 45222 | Urban | Q4 |
| 45223 | Urban | Q4 |
| 45224 | Urban | Q3 |
| 45225 | Urban | Q4 |
| 45226 | Urban | Q2 |
| 45227 | Urban | Q3 |
| 45229 | Urban | Q4 |
| 45230 | Urban | Q2 |
| 45231 | Urban | Q3 |
| 45232 | Urban | Q4 |
| 45233 | Urban | Q1 |
| 45234 | Urban | Q4 |
| 45235 | Urban | Q1 |
| 45236 | Urban | Q2 |
| 45237 | Urban | Q4 |
| 45238 | Urban | Q3 |
| 45239 | Urban | Q3 |
| 45240 | Urban | Q3 |
| 45241 | Urban | Q1 |
| 45242 | Urban | Q1 |
| 45243 | Urban | Q1 |
| 45244 | Urban | Q1 |
| 45245 | Urban | Q1 |
| 45246 | Urban | Q4 |
| 45247 | Urban | Q1 |
| 45248 | Urban | Q1 |
| 45249 | Urban | Q1 |

Appendix D. List of 5-Digit Zip Codes and Mapping to Urban and Socioeconomic Status Categories

| 5-Digit Zip Code | Rural/Urban Categorization | SES Quartile |
|------------------|----------------------------|--------------|
| 45250 | Urban | Q4 |
| 45251 | Urban | Q2 |
| 45252 | Urban | Q1 |
| 45253 | Urban | Q2 |
| 45254 | Urban | Q1 |
| 45255 | Urban | Q1 |
| 45258 | Urban | Q1 |
| 45262 | Urban | Q1 |
| 45263 | Urban | Q4 |
| 45264 | Urban | Q4 |
| 45267 | Urban | Q4 |
| 45268 | Urban | Q3 |
| 45269 | Urban | Q4 |
| 45270 | Urban | Q4 |
| 45271 | Urban | Q4 |
| 45273 | Urban | Q4 |
| 45274 | Urban | Q4 |
| 45275 | Urban | Q2 |
| 45277 | Urban | Q3 |
| 45280 | Urban | Q4 |
| 45296 | Urban | Q4 |
| 45298 | Urban | Q4 |
| 45299 | Urban | Q4 |
| 45301 | Urban | Q1 |
| 45302 | Isolated | Q1 |
| 45303 | Large Rural | Q3 |
| 45304 | Urban | Q1 |
| 45305 | Urban | Q1 |
| 45306 | Isolated | Q1 |
| 45307 | Urban | Q3 |
| 45308 | Urban | Q1 |
| 45309 | Urban | Q1 |
| 45310 | Isolated | Q1 |
| 45311 | Urban | Q2 |
| 45312 | Urban | Q1 |
| 45314 | Small Rural | Q2 |
| 45315 | Urban | Q1 |
| 45316 | Urban | Q3 |
| 45317 | Urban | Q1 |
| 45318 | Urban | Q2 |
| 45319 | Urban | Q2 |
| 45320 | Small Rural | Q2 |
| 45321 | Small Rural | Q2 |
| 45322 | Urban | Q1 |

Appendix D. List of 5-Digit Zip Codes and Mapping to Urban and Socioeconomic Status Categories

| 5-Digit Zip Code | Rural/Urban Categorization | SES Quartile |
|------------------|----------------------------|--------------|
| 45323 | Urban | Q2 |
| 45324 | Urban | Q3 |
| 45325 | Urban | Q1 |
| 45326 | Urban | Q1 |
| 45327 | Urban | Q1 |
| 45328 | Urban | Q3 |
| 45330 | Urban | Q2 |
| 45331 | Large Rural | Q3 |
| 45332 | Large Rural | Q3 |
| 45333 | Large Rural | Q1 |
| 45334 | Large Rural | Q1 |
| 45335 | Urban | Q2 |
| 45336 | Isolated | Q1 |
| 45337 | Urban | Q1 |
| 45338 | Urban | Q1 |
| 45339 | Urban | Q3 |
| 45340 | Large Rural | Q1 |
| 45341 | Urban | Q3 |
| 45342 | Urban | Q2 |
| 45343 | Urban | Q2 |
| 45344 | Urban | Q2 |
| 45345 | Urban | Q3 |
| 45346 | Large Rural | Q1 |
| 45347 | Large Rural | Q2 |
| 45348 | Isolated | Q2 |
| 45349 | Urban | Q1 |
| 45350 | Isolated | Q1 |
| 45351 | Isolated | Q1 |
| 45352 | Large Rural | Q3 |
| 45353 | Large Rural | Q1 |
| 45354 | Urban | Q1 |
| 45356 | Large Rural | Q3 |
| 45358 | Urban | Q1 |
| 45359 | Urban | Q1 |
| 45360 | Large Rural | Q2 |
| 45361 | Urban | Q2 |
| 45362 | Isolated | Q1 |
| 45363 | Large Rural | Q1 |
| 45365 | Large Rural | Q3 |
| 45367 | Large Rural | Q3 |
| 45368 | Urban | Q2 |
| 45369 | Urban | Q2 |
| 45370 | Urban | Q1 |
| 45371 | Urban | Q1 |

Appendix D. List of 5-Digit Zip Codes and Mapping to Urban and Socioeconomic Status Categories

| 5-Digit Zip Code | Rural/Urban Categorization | SES Quartile |
|------------------|----------------------------|--------------|
| 45372 | Urban | Q2 |
| 45373 | Urban | Q2 |
| 45374 | Urban | Q2 |
| 45377 | Urban | Q2 |
| 45378 | Urban | Q2 |
| 45380 | Small Rural | Q1 |
| 45381 | Urban | Q2 |
| 45382 | Small Rural | Q2 |
| 45383 | Urban | Q2 |
| 45384 | Urban | Q1 |
| 45385 | Urban | Q3 |
| 45387 | Urban | Q1 |
| 45388 | Isolated | Q1 |
| 45389 | Isolated | Q2 |
| 45390 | Small Rural | Q3 |
| 45401 | Urban | Q4 |
| 45402 | Urban | Q4 |
| 45403 | Urban | Q4 |
| 45404 | Urban | Q4 |
| 45405 | Urban | Q4 |
| 45406 | Urban | Q4 |
| 45409 | Urban | Q3 |
| 45410 | Urban | Q4 |
| 45412 | Urban | Q4 |
| 45413 | Urban | Q3 |
| 45414 | Urban | Q3 |
| 45415 | Urban | Q2 |
| 45416 | Urban | Q4 |
| 45417 | Urban | Q4 |
| 45418 | Missing | Q1 |
| 45419 | Urban | Q1 |
| 45420 | Urban | Q3 |
| 45422 | Urban | Q4 |
| 45423 | Urban | Q4 |
| 45424 | Urban | Q2 |
| 45426 | Urban | Q4 |
| 45428 | Urban | Q2 |
| 45429 | Urban | Q2 |
| 45430 | Urban | Q1 |
| 45431 | Urban | Q2 |
| 45432 | Urban | Q2 |
| 45433 | Urban | Q1 |
| 45434 | Urban | Q1 |
| 45435 | Urban | Q3 |

Appendix D. List of 5-Digit Zip Codes and Mapping to Urban and Socioeconomic Status Categories

| 5-Digit Zip Code | Rural/Urban Categorization | SES Quartile |
|------------------|----------------------------|--------------|
| 45437 | Urban | Q2 |
| 45439 | Urban | Q3 |
| 45440 | Urban | Q1 |
| 45441 | Urban | Q1 |
| 45448 | Urban | Q2 |
| 45449 | Urban | Q3 |
| 45458 | Urban | Q1 |
| 45459 | Urban | Q1 |
| 45469 | Urban | Q3 |
| 45470 | Urban | Q2 |
| 45475 | Urban | Q1 |
| 45479 | Urban | Q3 |
| 45481 | Urban | Q1 |
| 45482 | Urban | Q4 |
| 45490 | Urban | Q3 |
| 45501 | Urban | Q1 |
| 45502 | Urban | Q1 |
| 45503 | Urban | Q3 |
| 45504 | Urban | Q3 |
| 45505 | Urban | Q4 |
| 45506 | Urban | Q4 |
| 45601 | Large Rural | Q3 |
| 45612 | Large Rural | Q3 |
| 45613 | Small Rural | Q4 |
| 45614 | Large Rural | Q2 |
| 45616 | Small Rural | Q3 |
| 45617 | Large Rural | Q1 |
| 45618 | Urban | Q2 |
| 45619 | Urban | Q3 |
| 45620 | Large Rural | Q2 |
| 45621 | Large Rural | Q3 |
| 45622 | Large Rural | Q2 |
| 45623 | Large Rural | Q2 |
| 45624 | Small Rural | Missing |
| 45628 | Large Rural | Q2 |
| 45629 | Urban | Q3 |
| 45630 | Large Rural | Q1 |
| 45631 | Large Rural | Q3 |
| 45633 | Large Rural | Q2 |
| 45634 | Isolated | Q3 |
| 45636 | Urban | Q1 |
| 45638 | Urban | Q3 |
| 45640 | Large Rural | Q3 |
| 45642 | Small Rural | Missing |

Appendix D. List of 5-Digit Zip Codes and Mapping to Urban and Socioeconomic Status Categories

| 5-Digit Zip Code | Rural/Urban Categorization | SES Quartile |
|------------------|----------------------------|--------------|
| 45643 | Large Rural | Q2 |
| 45644 | Large Rural | Q2 |
| 45645 | Urban | Q1 |
| 45646 | Small Rural | Q2 |
| 45647 | Large Rural | Q2 |
| 45648 | Large Rural | Q3 |
| 45650 | Small Rural | Q2 |
| 45651 | Isolated | Q3 |
| 45652 | Large Rural | Q3 |
| 45653 | Large Rural | Q2 |
| 45654 | Large Rural | Q2 |
| 45656 | Large Rural | Q3 |
| 45657 | Large Rural | Q3 |
| 45658 | Large Rural | Q4 |
| 45659 | Urban | Q4 |
| 45660 | Isolated | Q3 |
| 45661 | Small Rural | Q3 |
| 45662 | Large Rural | Q4 |
| 45663 | Large Rural | Q3 |
| 45669 | Urban | Q2 |
| 45671 | Large Rural | Q3 |
| 45672 | Large Rural | Q2 |
| 45673 | Large Rural | Q3 |
| 45674 | Large Rural | Q3 |
| 45675 | Urban | Q3 |
| 45677 | Large Rural | Q2 |
| 45678 | Urban | Q2 |
| 45679 | Urban | Q4 |
| 45680 | Urban | Q3 |
| 45681 | Large Rural | Q3 |
| 45682 | Large Rural | Q2 |
| 45683 | Small Rural | Q4 |
| 45684 | Large Rural | Q1 |
| 45685 | Large Rural | Q3 |
| 45686 | Large Rural | Q3 |
| 45687 | Small Rural | Q3 |
| 45688 | Isolated | Q3 |
| 45690 | Small Rural | Q4 |
| 45692 | Large Rural | Q4 |
| 45693 | Small Rural | Q3 |
| 45694 | Large Rural | Q2 |
| 45695 | Large Rural | Q3 |
| 45696 | Urban | Q1 |
| 45697 | Urban | Q3 |

Appendix D. List of 5-Digit Zip Codes and Mapping to Urban and Socioeconomic Status Categories

| 5-Digit Zip Code | Rural/Urban Categorization | SES Quartile |
|------------------|----------------------------|--------------|
| 45698 | Large Rural | Q2 |
| 45699 | Large Rural | Q3 |
| 45701 | Large Rural | Q3 |
| 45710 | Large Rural | Q1 |
| 45711 | Large Rural | Q2 |
| 45712 | Urban | Q2 |
| 45713 | Urban | Q1 |
| 45714 | Urban | Q2 |
| 45715 | Large Rural | Q2 |
| 45716 | Small Rural | Q2 |
| 45717 | Small Rural | Q4 |
| 45719 | Large Rural | Q4 |
| 45720 | Large Rural | Q3 |
| 45721 | Large Rural | Q1 |
| 45723 | Urban | Q2 |
| 45724 | Urban | Q1 |
| 45727 | Small Rural | Q3 |
| 45729 | Urban | Q1 |
| 45732 | Large Rural | Q3 |
| 45734 | Large Rural | Q3 |
| 45735 | Large Rural | Q1 |
| 45739 | Urban | Q2 |
| 45740 | Large Rural | Q3 |
| 45741 | Large Rural | Q3 |
| 45742 | Urban | Q1 |
| 45743 | Urban | Q1 |
| 45744 | Large Rural | Q1 |
| 45745 | Large Rural | Q1 |
| 45746 | Large Rural | Q3 |
| 45750 | Large Rural | Q3 |
| 45760 | Small Rural | Q4 |
| 45761 | Large Rural | Q2 |
| 45764 | Small Rural | Q4 |
| 45766 | Large Rural | Q2 |
| 45767 | Large Rural | Q2 |
| 45768 | Large Rural | Q1 |
| 45769 | Large Rural | Q3 |
| 45770 | Small Rural | Q4 |
| 45771 | Small Rural | Q2 |
| 45772 | Urban | Q3 |
| 45773 | Large Rural | Q4 |
| 45775 | Large Rural | Q3 |
| 45776 | Large Rural | Q2 |
| 45777 | Large Rural | Q2 |

Appendix D. List of 5-Digit Zip Codes and Mapping to Urban and Socioeconomic Status Categories

| 5-Digit Zip Code | Rural/Urban Categorization | SES Quartile |
|-------------------------|-----------------------------------|---------------------|
| 45778 | Large Rural | Q2 |
| 45779 | Small Rural | Q2 |
| 45780 | Large Rural | Q4 |
| 45782 | Large Rural | Q3 |
| 45783 | Urban | Q3 |
| 45784 | Urban | Q2 |
| 45786 | Large Rural | Q1 |
| 45787 | Large Rural | Q1 |
| 45788 | Large Rural | Q2 |
| 45789 | Large Rural | Q1 |
| 45801 | Urban | Q4 |
| 45802 | Urban | Q4 |
| 45804 | Urban | Q4 |
| 45805 | Urban | Q3 |
| 45806 | Urban | Q1 |
| 45807 | Urban | Q1 |
| 45808 | Urban | Q2 |
| 45809 | Urban | Q1 |
| 45810 | Small Rural | Q2 |
| 45812 | Urban | Q3 |
| 45813 | Urban | Q1 |
| 45814 | Large Rural | Q1 |
| 45815 | Isolated | Q1 |
| 45816 | Large Rural | Q1 |
| 45817 | Small Rural | Q1 |
| 45819 | Small Rural | Q2 |
| 45820 | Urban | Q2 |
| 45821 | Urban | Q1 |
| 45822 | Large Rural | Q2 |
| 45826 | Isolated | Q1 |
| 45827 | Isolated | Q1 |
| 45828 | Small Rural | Q1 |
| 45830 | Isolated | Q1 |
| 45831 | Small Rural | Q1 |
| 45832 | Large Rural | Q1 |
| 45833 | Urban | Q1 |
| 45835 | Small Rural | Q1 |
| 45836 | Small Rural | Q2 |
| 45837 | Small Rural | Q1 |
| 45838 | Large Rural | Q1 |
| 45839 | Large Rural | Q2 |
| 45840 | Large Rural | Q2 |
| 45841 | Large Rural | Q1 |
| 45843 | Small Rural | Q1 |

Appendix D. List of 5-Digit Zip Codes and Mapping to Urban and Socioeconomic Status Categories

| 5-Digit Zip Code | Rural/Urban Categorization | SES Quartile |
|-------------------------|-----------------------------------|---------------------|
| 45844 | Isolated | Q1 |
| 45845 | Small Rural | Q1 |
| 45846 | Isolated | Q1 |
| 45848 | Small Rural | Q1 |
| 45849 | Large Rural | Q1 |
| 45850 | Urban | Q2 |
| 45851 | Small Rural | Q1 |
| 45853 | Isolated | Q1 |
| 45854 | Urban | Q2 |
| 45855 | Small Rural | Q1 |
| 45856 | Isolated | Q1 |
| 45858 | Large Rural | Q1 |
| 45859 | Urban | Q4 |
| 45860 | Isolated | Q1 |
| 45861 | Large Rural | Q2 |
| 45862 | Isolated | Q2 |
| 45863 | Large Rural | Q1 |
| 45864 | Small Rural | Q1 |
| 45865 | Small Rural | Q1 |
| 45866 | Large Rural | Q2 |
| 45867 | Large Rural | Q3 |
| 45868 | Large Rural | Q1 |
| 45869 | Small Rural | Q1 |
| 45870 | Urban | Q1 |
| 45871 | Large Rural | Q1 |
| 45872 | Large Rural | Q3 |
| 45873 | Large Rural | Q2 |
| 45874 | Large Rural | Q1 |
| 45875 | Small Rural | Q1 |
| 45876 | Isolated | Q1 |
| 45877 | Isolated | Q1 |
| 45879 | Small Rural | Q2 |
| 45880 | Small Rural | Q1 |
| 45881 | Large Rural | Q1 |
| 45882 | Isolated | Q1 |
| 45883 | Isolated | Q1 |
| 45884 | Large Rural | Q2 |
| 45885 | Small Rural | Q2 |
| 45886 | Large Rural | Q2 |
| 45887 | Urban | Q2 |
| 45888 | Urban | Q1 |
| 45889 | Large Rural | Q1 |
| 45890 | Large Rural | Q1 |
| 45891 | Large Rural | Q2 |

Appendix D. List of 5-Digit Zip Codes and Mapping to Urban and Socioeconomic Status Categories

| 5-Digit Zip Code | Rural/Urban Categorization | SES Quartile |
|------------------|----------------------------|--------------|
| 45893 | Isolated | Q1 |
| 45894 | Large Rural | Q2 |
| 45895 | Large Rural | Q1 |
| 45896 | Urban | Q1 |
| 45897 | Large Rural | Q4 |
| 45898 | Large Rural | Q1 |
| 45899 | Large Rural | Q1 |
| 45999 | Urban | Q4 |
| 46001 | Urban | Q2 |
| 46011 | Urban | Q2 |
| 46012 | Urban | Q2 |
| 46013 | Urban | Q3 |
| 46014 | Urban | Q2 |
| 46015 | Urban | Q4 |
| 46016 | Urban | Q4 |
| 46017 | Urban | Q1 |
| 46018 | Urban | Q2 |
| 46030 | Urban | Q2 |
| 46031 | Urban | Q2 |
| 46032 | Urban | Q1 |
| 46033 | Urban | Q1 |
| 46034 | Urban | Q1 |
| 46035 | Isolated | Q2 |
| 46036 | Urban | Q3 |
| 46037 | Urban | Q1 |
| 46038 | Urban | Q1 |
| 46039 | Urban | Q1 |
| 46040 | Urban | Q1 |
| 46041 | Large Rural | Q3 |
| 46044 | Urban | Q2 |
| 46045 | Urban | Q1 |
| 46047 | Small Rural | Q3 |
| 46048 | Urban | Q2 |
| 46049 | Urban | Q1 |
| 46050 | Urban | Q2 |
| 46051 | Urban | Q1 |
| 46052 | Urban | Q2 |
| 46055 | Urban | Q1 |
| 46056 | Urban | Q1 |
| 46057 | Large Rural | Q1 |
| 46058 | Urban | Q2 |
| 46060 | Urban | Q1 |
| 46061 | Urban | Q1 |
| 46062 | Urban | Q1 |

Appendix D. List of 5-Digit Zip Codes and Mapping to Urban and Socioeconomic Status Categories

| 5-Digit Zip Code | Rural/Urban Categorization | SES Quartile |
|------------------|----------------------------|--------------|
| 46063 | Urban | Q2 |
| 46064 | Urban | Q1 |
| 46065 | Urban | Q1 |
| 46067 | Large Rural | Q3 |
| 46068 | Urban | Q1 |
| 46069 | Urban | Q2 |
| 46070 | Urban | Q1 |
| 46071 | Urban | Q2 |
| 46072 | Small Rural | Q2 |
| 46074 | Urban | Q1 |
| 46075 | Urban | Q1 |
| 46076 | Small Rural | Q2 |
| 46077 | Urban | Q1 |
| 46082 | Urban | Q1 |
| 46085 | Urban | Q1 |
| 46102 | Urban | Q1 |
| 46103 | Urban | Q3 |
| 46104 | Urban | Q1 |
| 46105 | Urban | Q2 |
| 46106 | Urban | Q1 |
| 46107 | Urban | Q3 |
| 46110 | Urban | Q1 |
| 46111 | Urban | Q4 |
| 46112 | Urban | Q1 |
| 46113 | Urban | Q1 |
| 46115 | Urban | Q3 |
| 46117 | Urban | Q1 |
| 46118 | Urban | Q1 |
| 46120 | Urban | Q3 |
| 46121 | Urban | Q1 |
| 46122 | Urban | Q1 |
| 46123 | Urban | Q1 |
| 46124 | Urban | Q3 |
| 46125 | Urban | Q1 |
| 46126 | Urban | Q1 |
| 46127 | Isolated | Q1 |
| 46128 | Urban | Q2 |
| 46129 | Urban | Q2 |
| 46130 | Urban | Q2 |
| 46131 | Urban | Q2 |
| 46133 | Isolated | Q2 |
| 46135 | Large Rural | Q2 |
| 46140 | Urban | Q1 |
| 46142 | Urban | Q1 |

Appendix D. List of 5-Digit Zip Codes and Mapping to Urban and Socioeconomic Status Categories

| 5-Digit Zip Code | Rural/Urban Categorization | SES Quartile |
|------------------|----------------------------|--------------|
| 46143 | Urban | Q2 |
| 46144 | Urban | Q3 |
| 46146 | Large Rural | Q1 |
| 46147 | Urban | Q1 |
| 46148 | Urban | Q2 |
| 46149 | Urban | Q1 |
| 46150 | Large Rural | Q2 |
| 46151 | Urban | Q2 |
| 46154 | Urban | Q1 |
| 46155 | Isolated | Q1 |
| 46156 | Large Rural | Q3 |
| 46157 | Urban | Q1 |
| 46158 | Urban | Q1 |
| 46160 | Urban | Q2 |
| 46161 | Urban | Q1 |
| 46162 | Urban | Q2 |
| 46163 | Urban | Q1 |
| 46164 | Urban | Q1 |
| 46165 | Urban | Q1 |
| 46166 | Urban | Q3 |
| 46167 | Urban | Q1 |
| 46168 | Urban | Q1 |
| 46170 | Large Rural | Q2 |
| 46171 | Urban | Q2 |
| 46172 | Urban | Q2 |
| 46173 | Small Rural | Q3 |
| 46175 | Urban | Q3 |
| 46176 | Large Rural | Q3 |
| 46180 | Urban | Q2 |
| 46181 | Urban | Q1 |
| 46182 | Large Rural | Q1 |
| 46183 | Urban | Q1 |
| 46184 | Urban | Q1 |
| 46186 | Urban | Q2 |
| 46201 | Urban | Q4 |
| 46202 | Urban | Q4 |
| 46203 | Urban | Q4 |
| 46204 | Urban | Q4 |
| 46205 | Urban | Q4 |
| 46206 | Urban | Q4 |
| 46207 | Urban | Q4 |
| 46208 | Urban | Q4 |
| 46209 | Urban | Q4 |
| 46213 | Urban | Q4 |

Appendix D. List of 5-Digit Zip Codes and Mapping to Urban and Socioeconomic Status Categories

| 5-Digit Zip Code | Rural/Urban Categorization | SES Quartile |
|------------------|----------------------------|--------------|
| 46214 | Urban | Q3 |
| 46216 | Urban | Q2 |
| 46217 | Urban | Q1 |
| 46218 | Urban | Q4 |
| 46219 | Urban | Q4 |
| 46220 | Urban | Q1 |
| 46221 | Urban | Q4 |
| 46222 | Urban | Q4 |
| 46224 | Urban | Q4 |
| 46225 | Urban | Q4 |
| 46226 | Urban | Q4 |
| 46227 | Urban | Q4 |
| 46228 | Urban | Q2 |
| 46229 | Urban | Q3 |
| 46230 | Urban | Q1 |
| 46231 | Urban | Q2 |
| 46234 | Urban | Q1 |
| 46235 | Urban | Q4 |
| 46236 | Urban | Q1 |
| 46237 | Urban | Q2 |
| 46239 | Urban | Q2 |
| 46240 | Urban | Q2 |
| 46241 | Urban | Q4 |
| 46242 | Urban | Q4 |
| 46244 | Urban | Q4 |
| 46247 | Urban | Q4 |
| 46249 | Urban | Q2 |
| 46250 | Urban | Q2 |
| 46251 | Urban | Q4 |
| 46253 | Urban | Q4 |
| 46254 | Urban | Q4 |
| 46255 | Urban | Q4 |
| 46256 | Urban | Q1 |
| 46259 | Urban | Q1 |
| 46260 | Urban | Q3 |
| 46262 | Urban | Q4 |
| 46268 | Urban | Q3 |
| 46277 | Urban | Q4 |
| 46278 | Urban | Q1 |
| 46280 | Urban | Q1 |
| 46282 | Urban | Q4 |
| 46283 | Urban | Q4 |
| 46285 | Urban | Q4 |
| 46290 | Urban | Q1 |

Appendix D. List of 5-Digit Zip Codes and Mapping to Urban and Socioeconomic Status Categories

| 5-Digit Zip Code | Rural/Urban Categorization | SES Quartile |
|------------------|----------------------------|--------------|
| 46298 | Urban | Q3 |
| 46301 | Urban | Q1 |
| 46302 | Urban | Q1 |
| 46303 | Urban | Q2 |
| 46304 | Urban | Q1 |
| 46307 | Urban | Q1 |
| 46308 | Urban | Q1 |
| 46310 | Urban | Q2 |
| 46311 | Urban | Q1 |
| 46312 | Urban | Q4 |
| 46319 | Urban | Q2 |
| 46320 | Urban | Q4 |
| 46321 | Urban | Q1 |
| 46322 | Urban | Q1 |
| 46323 | Urban | Q3 |
| 46324 | Urban | Q4 |
| 46325 | Urban | Q4 |
| 46327 | Urban | Q4 |
| 46340 | Urban | Q2 |
| 46341 | Urban | Q2 |
| 46342 | Urban | Q2 |
| 46345 | Urban | Q1 |
| 46346 | Urban | Q3 |
| 46347 | Urban | Q1 |
| 46348 | Urban | Q1 |
| 46349 | Urban | Q2 |
| 46350 | Urban | Q3 |
| 46352 | Urban | Q3 |
| 46355 | Urban | Q1 |
| 46356 | Urban | Q1 |
| 46360 | Urban | Q3 |
| 46361 | Urban | Q3 |
| 46365 | Urban | Q1 |
| 46366 | Urban | Q3 |
| 46368 | Urban | Q3 |
| 46371 | Urban | Q2 |
| 46372 | Urban | Q2 |
| 46373 | Urban | Q1 |
| 46374 | Urban | Q1 |
| 46375 | Urban | Q1 |
| 46376 | Urban | Q3 |
| 46377 | Urban | Q3 |
| 46379 | Urban | Q4 |
| 46380 | Urban | Q2 |

Appendix D. List of 5-Digit Zip Codes and Mapping to Urban and Socioeconomic Status Categories

| 5-Digit Zip Code | Rural/Urban Categorization | SES Quartile |
|------------------|----------------------------|--------------|
| 46381 | Urban | Q1 |
| 46382 | Urban | Q1 |
| 46383 | Urban | Q2 |
| 46384 | Urban | Q2 |
| 46385 | Urban | Q1 |
| 46390 | Urban | Q1 |
| 46391 | Urban | Q2 |
| 46392 | Urban | Q2 |
| 46393 | Urban | Q2 |
| 46394 | Urban | Q3 |
| 46401 | Urban | Q4 |
| 46402 | Urban | Q4 |
| 46403 | Urban | Q4 |
| 46404 | Urban | Q4 |
| 46405 | Urban | Q4 |
| 46406 | Urban | Q4 |
| 46407 | Urban | Q4 |
| 46408 | Urban | Q4 |
| 46409 | Urban | Q4 |
| 46410 | Urban | Q3 |
| 46411 | Urban | Q3 |
| 46501 | Large Rural | Q2 |
| 46502 | Large Rural | Q1 |
| 46504 | Isolated | Q2 |
| 46506 | Small Rural | Q2 |
| 46507 | Urban | Q2 |
| 46508 | Large Rural | Q2 |
| 46510 | Large Rural | Q1 |
| 46511 | Isolated | Q2 |
| 46513 | Large Rural | Q3 |
| 46514 | Urban | Q3 |
| 46515 | Urban | Q4 |
| 46516 | Urban | Q4 |
| 46517 | Urban | Q4 |
| 46524 | Large Rural | Q2 |
| 46526 | Urban | Q3 |
| 46527 | Urban | Q3 |
| 46528 | Urban | Q3 |
| 46530 | Urban | Q1 |
| 46531 | Large Rural | Q2 |
| 46532 | Large Rural | Q2 |
| 46534 | Large Rural | Q3 |
| 46536 | Urban | Q2 |
| 46537 | Urban | Q1 |

Appendix D. List of 5-Digit Zip Codes and Mapping to Urban and Socioeconomic Status Categories

| 5-Digit Zip Code | Rural/Urban Categorization | SES Quartile |
|------------------|----------------------------|--------------|
| 46538 | Large Rural | Q1 |
| 46539 | Large Rural | Q1 |
| 46540 | Urban | Q2 |
| 46542 | Isolated | Q2 |
| 46543 | Urban | Q2 |
| 46544 | Urban | Q3 |
| 46545 | Urban | Q3 |
| 46546 | Urban | Q3 |
| 46550 | Urban | Q2 |
| 46552 | Urban | Q2 |
| 46553 | Urban | Q1 |
| 46554 | Urban | Q2 |
| 46555 | Small Rural | Q3 |
| 46556 | Urban | Q3 |
| 46561 | Urban | Q1 |
| 46562 | Large Rural | Q2 |
| 46563 | Large Rural | Q3 |
| 46565 | Isolated | Q3 |
| 46567 | Small Rural | Q2 |
| 46570 | Large Rural | Q2 |
| 46571 | Isolated | Q2 |
| 46572 | Large Rural | Q3 |
| 46573 | Urban | Q1 |
| 46574 | Small Rural | Q2 |
| 46580 | Large Rural | Q2 |
| 46581 | Large Rural | Q2 |
| 46582 | Large Rural | Q2 |
| 46590 | Large Rural | Q2 |
| 46595 | Urban | Q2 |
| 46601 | Urban | Q4 |
| 46613 | Urban | Q4 |
| 46614 | Urban | Q2 |
| 46615 | Urban | Q3 |
| 46616 | Urban | Q4 |
| 46617 | Urban | Q2 |
| 46619 | Urban | Q4 |
| 46624 | Urban | Q4 |
| 46626 | Urban | Q4 |
| 46628 | Urban | Q4 |
| 46634 | Urban | Q4 |
| 46635 | Urban | Q1 |
| 46637 | Urban | Q2 |
| 46660 | Urban | Q1 |
| 46680 | Urban | Q2 |

Appendix D. List of 5-Digit Zip Codes and Mapping to Urban and Socioeconomic Status Categories

| 5-Digit Zip Code | Rural/Urban Categorization | SES Quartile |
|------------------|----------------------------|--------------|
| 46699 | Urban | Q4 |
| 46701 | Isolated | Q2 |
| 46702 | Large Rural | Q2 |
| 46703 | Large Rural | Q2 |
| 46704 | Urban | Q2 |
| 46705 | Large Rural | Q3 |
| 46706 | Large Rural | Q2 |
| 46710 | Urban | Q1 |
| 46711 | Small Rural | Q3 |
| 46713 | Large Rural | Q2 |
| 46714 | Small Rural | Q2 |
| 46721 | Small Rural | Q3 |
| 46723 | Urban | Q1 |
| 46725 | Small Rural | Q1 |
| 46730 | Large Rural | Q2 |
| 46731 | Small Rural | Q2 |
| 46732 | Small Rural | Q4 |
| 46733 | Large Rural | Q2 |
| 46737 | Isolated | Q1 |
| 46738 | Large Rural | Q3 |
| 46740 | Small Rural | Q3 |
| 46741 | Urban | Q2 |
| 46742 | Large Rural | Q2 |
| 46743 | Urban | Q2 |
| 46745 | Urban | Q1 |
| 46746 | Isolated | Q2 |
| 46747 | Large Rural | Q1 |
| 46748 | Urban | Q1 |
| 46750 | Large Rural | Q2 |
| 46755 | Large Rural | Q3 |
| 46759 | Small Rural | Q2 |
| 46760 | Small Rural | Q1 |
| 46761 | Isolated | Q3 |
| 46763 | Urban | Q2 |
| 46764 | Isolated | Q1 |
| 46765 | Urban | Q1 |
| 46766 | Small Rural | Q3 |
| 46767 | Small Rural | Q3 |
| 46769 | Small Rural | Q3 |
| 46770 | Urban | Q1 |
| 46771 | Isolated | Missing |
| 46772 | Isolated | Q3 |
| 46773 | Urban | Q1 |
| 46774 | Urban | Q2 |

Appendix D. List of 5-Digit Zip Codes and Mapping to Urban and Socioeconomic Status Categories

| 5-Digit Zip Code | Rural/Urban Categorization | SES Quartile |
|------------------|----------------------------|--------------|
| 46776 | Large Rural | Q1 |
| 46777 | Urban | Q1 |
| 46778 | Small Rural | Q2 |
| 46779 | Large Rural | Q1 |
| 46780 | Large Rural | Q2 |
| 46781 | Small Rural | Q1 |
| 46782 | Large Rural | Q2 |
| 46783 | Urban | Q1 |
| 46784 | Large Rural | Q3 |
| 46785 | Urban | Q2 |
| 46786 | Small Rural | Q2 |
| 46787 | Isolated | Q2 |
| 46788 | Urban | Q2 |
| 46789 | Isolated | Q3 |
| 46791 | Urban | Q1 |
| 46792 | Isolated | Q1 |
| 46793 | Large Rural | Q2 |
| 46794 | Urban | Q2 |
| 46795 | Isolated | Q2 |
| 46796 | Isolated | Q2 |
| 46797 | Urban | Q1 |
| 46798 | Urban | Q1 |
| 46799 | Urban | Q3 |
| 46801 | Urban | Q4 |
| 46802 | Urban | Q4 |
| 46803 | Urban | Q4 |
| 46804 | Urban | Q1 |
| 46805 | Urban | Q4 |
| 46806 | Urban | Q4 |
| 46807 | Urban | Q4 |
| 46808 | Urban | Q3 |
| 46809 | Urban | Q3 |
| 46814 | Urban | Q1 |
| 46815 | Urban | Q2 |
| 46816 | Urban | Q4 |
| 46818 | Urban | Q2 |
| 46819 | Urban | Q2 |
| 46825 | Urban | Q2 |
| 46835 | Urban | Q1 |
| 46845 | Urban | Q1 |
| 46850 | Urban | Q4 |
| 46851 | Urban | Q4 |
| 46852 | Urban | Q4 |
| 46853 | Urban | Q4 |

Appendix D. List of 5-Digit Zip Codes and Mapping to Urban and Socioeconomic Status Categories

| 5-Digit Zip Code | Rural/Urban Categorization | SES Quartile |
|------------------|----------------------------|--------------|
| 46854 | Urban | Q4 |
| 46855 | Urban | Q4 |
| 46856 | Urban | Q4 |
| 46857 | Urban | Q4 |
| 46858 | Urban | Q4 |
| 46859 | Urban | Q4 |
| 46860 | Urban | Q4 |
| 46861 | Urban | Q4 |
| 46862 | Urban | Q4 |
| 46863 | Urban | Q4 |
| 46864 | Urban | Q4 |
| 46865 | Urban | Q4 |
| 46866 | Urban | Q4 |
| 46867 | Urban | Q4 |
| 46868 | Urban | Q4 |
| 46869 | Urban | Q4 |
| 46885 | Urban | Q1 |
| 46895 | Urban | Q4 |
| 46896 | Urban | Q4 |
| 46897 | Urban | Q2 |
| 46898 | Urban | Q3 |
| 46899 | Urban | Q3 |
| 46901 | Urban | Q3 |
| 46902 | Urban | Q3 |
| 46903 | Urban | Q3 |
| 46904 | Urban | Q3 |
| 46910 | Isolated | Q3 |
| 46911 | Isolated | Q1 |
| 46912 | Small Rural | Q2 |
| 46913 | Urban | Q1 |
| 46914 | Urban | Q2 |
| 46915 | Urban | Q1 |
| 46916 | Urban | Q1 |
| 46917 | Urban | Q1 |
| 46919 | Isolated | Q2 |
| 46920 | Urban | Q2 |
| 46921 | Large Rural | Q2 |
| 46922 | Small Rural | Q1 |
| 46923 | Urban | Q2 |
| 46926 | Large Rural | Q1 |
| 46928 | Large Rural | Q2 |
| 46929 | Urban | Q2 |
| 46930 | Large Rural | Q2 |
| 46931 | Small Rural | Q3 |

Appendix D. List of 5-Digit Zip Codes and Mapping to Urban and Socioeconomic Status Categories

| 5-Digit Zip Code | Rural/Urban Categorization | SES Quartile |
|------------------|----------------------------|--------------|
| 46932 | Urban | Q1 |
| 46933 | Large Rural | Q3 |
| 46935 | Isolated | Q2 |
| 46936 | Urban | Q1 |
| 46937 | Urban | Q3 |
| 46938 | Large Rural | Q2 |
| 46939 | Isolated | Q2 |
| 46940 | Large Rural | Q1 |
| 46941 | Large Rural | Q3 |
| 46942 | Large Rural | Q3 |
| 46943 | Small Rural | Q3 |
| 46945 | Small Rural | Q2 |
| 46946 | Small Rural | Q4 |
| 46947 | Large Rural | Q3 |
| 46950 | Large Rural | Q1 |
| 46951 | Large Rural | Q2 |
| 46952 | Large Rural | Q3 |
| 46953 | Large Rural | Q4 |
| 46957 | Small Rural | Q3 |
| 46958 | Large Rural | Q1 |
| 46959 | Urban | Q2 |
| 46960 | Small Rural | Q1 |
| 46961 | Large Rural | Q1 |
| 46962 | Small Rural | Q2 |
| 46965 | Urban | Q3 |
| 46967 | Large Rural | Q3 |
| 46968 | Large Rural | Q2 |
| 46970 | Large Rural | Q3 |
| 46971 | Large Rural | Q3 |
| 46974 | Large Rural | Q1 |
| 46975 | Small Rural | Q2 |
| 46977 | Urban | Q2 |
| 46978 | Large Rural | Q1 |
| 46979 | Urban | Q1 |
| 46980 | Small Rural | Q2 |
| 46982 | Large Rural | Q2 |
| 46984 | Large Rural | Q1 |
| 46985 | Small Rural | Q2 |
| 46986 | Large Rural | Q1 |
| 46987 | Large Rural | Q1 |
| 46988 | Large Rural | Q1 |
| 46989 | Small Rural | Q1 |
| 46990 | Large Rural | Q1 |
| 46991 | Large Rural | Q1 |

Appendix D. List of 5-Digit Zip Codes and Mapping to Urban and Socioeconomic Status Categories

| 5-Digit Zip Code | Rural/Urban Categorization | SES Quartile |
|------------------|----------------------------|--------------|
| 46992 | Large Rural | Q2 |
| 46994 | Large Rural | Q1 |
| 46995 | Urban | Q1 |
| 46996 | Small Rural | Q2 |
| 46998 | Urban | Q1 |
| 47001 | Urban | Q2 |
| 47003 | Large Rural | Q4 |
| 47006 | Small Rural | Q1 |
| 47010 | Urban | Q2 |
| 47011 | Urban | Q2 |
| 47012 | Small Rural | Q2 |
| 47016 | Urban | Q2 |
| 47017 | Urban | Q2 |
| 47018 | Urban | Q2 |
| 47019 | Isolated | Q3 |
| 47020 | Urban | Q3 |
| 47021 | Isolated | Q2 |
| 47022 | Urban | Q1 |
| 47023 | Isolated | Q2 |
| 47024 | Urban | Q3 |
| 47025 | Urban | Q1 |
| 47030 | Small Rural | Q2 |
| 47031 | Urban | Q1 |
| 47032 | Large Rural | Q2 |
| 47033 | Small Rural | Q1 |
| 47034 | Isolated | Q2 |
| 47035 | Urban | Q2 |
| 47036 | Small Rural | Q1 |
| 47037 | Isolated | Q3 |
| 47038 | Urban | Q4 |
| 47039 | Urban | Q1 |
| 47040 | Isolated | Q2 |
| 47041 | Urban | Q1 |
| 47042 | Isolated | Q2 |
| 47043 | Isolated | Q3 |
| 47060 | Urban | Q1 |
| 47102 | Large Rural | Q3 |
| 47104 | Urban | Q1 |
| 47106 | Urban | Q1 |
| 47107 | Urban | Q3 |
| 47108 | Small Rural | Q3 |
| 47110 | Urban | Q3 |
| 47111 | Urban | Q2 |
| 47112 | Urban | Q2 |

Appendix D. List of 5-Digit Zip Codes and Mapping to Urban and Socioeconomic Status Categories

| 5-Digit Zip Code | Rural/Urban Categorization | SES Quartile |
|------------------|----------------------------|--------------|
| 47114 | Urban | Q2 |
| 47115 | Urban | Q2 |
| 47116 | Isolated | Q2 |
| 47117 | Urban | Q2 |
| 47118 | Isolated | Q3 |
| 47119 | Urban | Q1 |
| 47120 | Urban | Q3 |
| 47122 | Urban | Q1 |
| 47123 | Isolated | Q1 |
| 47124 | Urban | Q1 |
| 47125 | Isolated | Q2 |
| 47126 | Urban | Q2 |
| 47129 | Urban | Q3 |
| 47130 | Urban | Q2 |
| 47131 | Urban | Q2 |
| 47132 | Urban | Q2 |
| 47133 | Urban | Q2 |
| 47134 | Urban | Q2 |
| 47135 | Urban | Q1 |
| 47136 | Urban | Q1 |
| 47137 | Urban | Q2 |
| 47138 | Large Rural | Q1 |
| 47140 | Urban | Q3 |
| 47141 | Urban | Q3 |
| 47142 | Urban | Q2 |
| 47143 | Urban | Q1 |
| 47144 | Urban | Q2 |
| 47145 | Urban | Q2 |
| 47146 | Urban | Q1 |
| 47147 | Urban | Q2 |
| 47150 | Urban | Q3 |
| 47151 | Urban | Q3 |
| 47160 | Urban | Q3 |
| 47161 | Urban | Q2 |
| 47162 | Urban | Q2 |
| 47163 | Urban | Q2 |
| 47164 | Urban | Q3 |
| 47165 | Urban | Q2 |
| 47166 | Urban | Q2 |
| 47167 | Small Rural | Q3 |
| 47170 | Large Rural | Q3 |
| 47172 | Urban | Q1 |
| 47174 | Isolated | Q3 |
| 47175 | Isolated | Q1 |

Appendix D. List of 5-Digit Zip Codes and Mapping to Urban and Socioeconomic Status Categories

| 5-Digit Zip Code | Rural/Urban Categorization | SES Quartile |
|------------------|----------------------------|--------------|
| 47177 | Urban | Q1 |
| 47190 | Urban | Q2 |
| 47199 | Urban | Q2 |
| 47201 | Urban | Q3 |
| 47202 | Urban | Q3 |
| 47203 | Urban | Q1 |
| 47220 | Small Rural | Q2 |
| 47223 | Large Rural | Q3 |
| 47224 | Large Rural | Q2 |
| 47225 | Small Rural | Q3 |
| 47226 | Urban | Q3 |
| 47227 | Large Rural | Q1 |
| 47228 | Large Rural | Q2 |
| 47229 | Large Rural | Q2 |
| 47230 | Large Rural | Q1 |
| 47231 | Large Rural | Q3 |
| 47232 | Urban | Q1 |
| 47234 | Large Rural | Q1 |
| 47235 | Large Rural | Q1 |
| 47236 | Urban | Q1 |
| 47240 | Large Rural | Q2 |
| 47243 | Large Rural | Q3 |
| 47244 | Urban | Q1 |
| 47245 | Large Rural | Q3 |
| 47246 | Urban | Q2 |
| 47247 | Urban | Q3 |
| 47249 | Large Rural | Q1 |
| 47250 | Large Rural | Q3 |
| 47260 | Large Rural | Q3 |
| 47263 | Small Rural | Q3 |
| 47264 | Large Rural | Q1 |
| 47265 | Large Rural | Q3 |
| 47270 | Large Rural | Q1 |
| 47272 | Large Rural | Q2 |
| 47273 | Urban | Q1 |
| 47274 | Large Rural | Q2 |
| 47280 | Urban | Q1 |
| 47281 | Large Rural | Q1 |
| 47282 | Large Rural | Q2 |
| 47283 | Urban | Q2 |
| 47302 | Urban | Q4 |
| 47303 | Urban | Q4 |
| 47304 | Urban | Q2 |
| 47305 | Urban | Q4 |

Appendix D. List of 5-Digit Zip Codes and Mapping to Urban and Socioeconomic Status Categories

| 5-Digit Zip Code | Rural/Urban Categorization | SES Quartile |
|------------------|----------------------------|--------------|
| 47306 | Urban | Q2 |
| 47307 | Urban | Q4 |
| 47308 | Urban | Q4 |
| 47320 | Urban | Q1 |
| 47322 | Large Rural | Q3 |
| 47324 | Large Rural | Q2 |
| 47325 | Isolated | Q2 |
| 47326 | Small Rural | Q3 |
| 47327 | Large Rural | Q2 |
| 47330 | Large Rural | Q3 |
| 47331 | Large Rural | Q3 |
| 47334 | Urban | Q1 |
| 47335 | Large Rural | Q2 |
| 47336 | Small Rural | Q3 |
| 47337 | Isolated | Q3 |
| 47338 | Urban | Q2 |
| 47339 | Large Rural | Q2 |
| 47340 | Urban | Q2 |
| 47341 | Large Rural | Q2 |
| 47342 | Urban | Q1 |
| 47344 | Urban | Q3 |
| 47345 | Large Rural | Q3 |
| 47346 | Isolated | Q1 |
| 47348 | Small Rural | Q2 |
| 47351 | Urban | Q3 |
| 47352 | Isolated | Q2 |
| 47353 | Isolated | Q1 |
| 47354 | Isolated | Q2 |
| 47355 | Large Rural | Q2 |
| 47356 | Urban | Q2 |
| 47357 | Large Rural | Q2 |
| 47358 | Isolated | Q2 |
| 47359 | Isolated | Q3 |
| 47360 | Large Rural | Q1 |
| 47361 | Large Rural | Q1 |
| 47362 | Large Rural | Q3 |
| 47366 | Isolated | Q2 |
| 47367 | Urban | Q1 |
| 47368 | Urban | Q2 |
| 47369 | Small Rural | Q2 |
| 47370 | Large Rural | Q2 |
| 47371 | Small Rural | Q3 |
| 47373 | Small Rural | Q3 |
| 47374 | Large Rural | Q4 |

Appendix D. List of 5-Digit Zip Codes and Mapping to Urban and Socioeconomic Status Categories

| 5-Digit Zip Code | Rural/Urban Categorization | SES Quartile |
|------------------|----------------------------|--------------|
| 47375 | Large Rural | Q4 |
| 47380 | Urban | Q2 |
| 47381 | Small Rural | Q4 |
| 47382 | Small Rural | Q3 |
| 47383 | Urban | Q2 |
| 47384 | Urban | Q2 |
| 47385 | Isolated | Q2 |
| 47386 | Large Rural | Q1 |
| 47387 | Isolated | Q2 |
| 47388 | Urban | Q1 |
| 47390 | Small Rural | Q3 |
| 47392 | Large Rural | Q2 |
| 47393 | Large Rural | Q2 |
| 47394 | Small Rural | Q3 |
| 47396 | Urban | Q1 |
| 47401 | Urban | Q2 |
| 47402 | Urban | Q2 |
| 47403 | Urban | Q3 |
| 47404 | Urban | Q3 |
| 47405 | Urban | Q1 |
| 47406 | Urban | Q1 |
| 47407 | Urban | Q3 |
| 47408 | Urban | Q3 |
| 47420 | Urban | Q1 |
| 47421 | Large Rural | Q2 |
| 47424 | Urban | Q2 |
| 47426 | Urban | Q3 |
| 47427 | Isolated | Q2 |
| 47429 | Urban | Q2 |
| 47431 | Urban | Q3 |
| 47432 | Isolated | Q3 |
| 47433 | Urban | Q2 |
| 47434 | Urban | Q1 |
| 47435 | Urban | Q2 |
| 47436 | Large Rural | Q1 |
| 47437 | Urban | Missing |
| 47438 | Urban | Q2 |
| 47441 | Small Rural | Q3 |
| 47443 | Urban | Q2 |
| 47445 | Urban | Q2 |
| 47446 | Large Rural | Q2 |
| 47448 | Urban | Q2 |
| 47449 | Urban | Q2 |
| 47451 | Urban | Q3 |

Appendix D. List of 5-Digit Zip Codes and Mapping to Urban and Socioeconomic Status Categories

| 5-Digit Zip Code | Rural/Urban Categorization | SES Quartile |
|------------------|----------------------------|--------------|
| 47452 | Isolated | Q2 |
| 47453 | Urban | Q1 |
| 47454 | Isolated | Q3 |
| 47455 | Isolated | Missing |
| 47456 | Urban | Q1 |
| 47457 | Small Rural | Q1 |
| 47458 | Urban | Missing |
| 47459 | Urban | Q2 |
| 47460 | Urban | Q2 |
| 47462 | Urban | Q1 |
| 47463 | Urban | Q3 |
| 47464 | Urban | Q4 |
| 47465 | Small Rural | Q2 |
| 47467 | Large Rural | Q2 |
| 47468 | Urban | Q1 |
| 47469 | Isolated | Q2 |
| 47470 | Urban | Q2 |
| 47471 | Isolated | Q2 |
| 47501 | Large Rural | Q3 |
| 47512 | Large Rural | Q3 |
| 47513 | Large Rural | Q2 |
| 47514 | Small Rural | Q1 |
| 47515 | Small Rural | Q2 |
| 47516 | Large Rural | Q1 |
| 47519 | Isolated | Q1 |
| 47520 | Small Rural | Q3 |
| 47521 | Large Rural | Q1 |
| 47522 | Urban | Q3 |
| 47523 | Large Rural | Q2 |
| 47524 | Large Rural | Q1 |
| 47525 | Small Rural | Q1 |
| 47527 | Large Rural | Q2 |
| 47528 | Large Rural | Q2 |
| 47529 | Isolated | Q2 |
| 47531 | Urban | Q1 |
| 47532 | Large Rural | Q1 |
| 47535 | Large Rural | Q1 |
| 47536 | Large Rural | Missing |
| 47537 | Urban | Q1 |
| 47541 | Large Rural | Q2 |
| 47542 | Large Rural | Q2 |
| 47545 | Large Rural | Q1 |
| 47546 | Large Rural | Q1 |
| 47547 | Large Rural | Q1 |

Appendix D. List of 5-Digit Zip Codes and Mapping to Urban and Socioeconomic Status Categories

| 5-Digit Zip Code | Rural/Urban Categorization | SES Quartile |
|------------------|----------------------------|--------------|
| 47549 | Large Rural | Q1 |
| 47550 | Urban | Q1 |
| 47551 | Small Rural | Q1 |
| 47552 | Large Rural | Q1 |
| 47553 | Small Rural | Q3 |
| 47556 | Large Rural | Q1 |
| 47557 | Large Rural | Q1 |
| 47558 | Isolated | Q2 |
| 47561 | Large Rural | Q2 |
| 47562 | Isolated | Q2 |
| 47564 | Large Rural | Q1 |
| 47567 | Isolated | Q1 |
| 47568 | Large Rural | Q2 |
| 47573 | Large Rural | Q3 |
| 47574 | Small Rural | Q1 |
| 47575 | Large Rural | Q1 |
| 47576 | Small Rural | Q2 |
| 47577 | Large Rural | Q1 |
| 47578 | Large Rural | Q1 |
| 47579 | Large Rural | Q1 |
| 47580 | Large Rural | Q1 |
| 47581 | Large Rural | Q2 |
| 47584 | Urban | Q1 |
| 47585 | Large Rural | Q1 |
| 47586 | Small Rural | Q2 |
| 47588 | Small Rural | Q3 |
| 47590 | Large Rural | Q1 |
| 47591 | Large Rural | Q3 |
| 47596 | Large Rural | Q3 |
| 47597 | Large Rural | Q1 |
| 47598 | Urban | Q3 |
| 47601 | Urban | Q1 |
| 47610 | Urban | Q2 |
| 47611 | Urban | Q1 |
| 47612 | Urban | Q1 |
| 47613 | Urban | Q1 |
| 47615 | Urban | Q3 |
| 47616 | Urban | Q1 |
| 47617 | Urban | Q1 |
| 47618 | Urban | Q1 |
| 47619 | Urban | Q1 |
| 47620 | Urban | Q2 |
| 47629 | Urban | Q1 |
| 47630 | Urban | Q1 |

Appendix D. List of 5-Digit Zip Codes and Mapping to Urban and Socioeconomic Status Categories

| 5-Digit Zip Code | Rural/Urban Categorization | SES Quartile |
|------------------|----------------------------|--------------|
| 47631 | Isolated | Q1 |
| 47633 | Urban | Q2 |
| 47634 | Urban | Q1 |
| 47635 | Isolated | Q2 |
| 47637 | Urban | Q2 |
| 47638 | Urban | Q1 |
| 47639 | Urban | Q1 |
| 47640 | Small Rural | Q2 |
| 47647 | Urban | Q1 |
| 47648 | Urban | Q1 |
| 47649 | Small Rural | Q1 |
| 47654 | Urban | Q3 |
| 47660 | Urban | Q2 |
| 47665 | Urban | Q1 |
| 47666 | Small Rural | Q2 |
| 47670 | Small Rural | Q2 |
| 47683 | Urban | Q1 |
| 47701 | Urban | Q3 |
| 47702 | Urban | Q3 |
| 47703 | Urban | Q3 |
| 47704 | Urban | Q3 |
| 47705 | Urban | Q3 |
| 47706 | Urban | Q3 |
| 47708 | Urban | Q3 |
| 47710 | Urban | Q4 |
| 47711 | Urban | Q2 |
| 47712 | Urban | Q2 |
| 47713 | Urban | Q4 |
| 47714 | Urban | Q4 |
| 47715 | Urban | Q3 |
| 47716 | Urban | Q3 |
| 47719 | Urban | Q2 |
| 47720 | Urban | Q1 |
| 47721 | Urban | Q2 |
| 47722 | Urban | Q4 |
| 47724 | Urban | Q4 |
| 47725 | Urban | Q1 |
| 47728 | Urban | Q4 |
| 47730 | Urban | Q3 |
| 47731 | Urban | Q3 |
| 47732 | Urban | Q3 |
| 47733 | Urban | Q3 |
| 47734 | Urban | Q3 |
| 47735 | Urban | Q3 |

Appendix D. List of 5-Digit Zip Codes and Mapping to Urban and Socioeconomic Status Categories

| 5-Digit Zip Code | Rural/Urban Categorization | SES Quartile |
|------------------|----------------------------|--------------|
| 47736 | Urban | Q3 |
| 47737 | Urban | Q3 |
| 47740 | Urban | Q4 |
| 47747 | Urban | Q4 |
| 47750 | Urban | Q4 |
| 47801 | Urban | Q3 |
| 47802 | Urban | Q3 |
| 47803 | Urban | Q2 |
| 47804 | Urban | Q4 |
| 47805 | Urban | Q2 |
| 47807 | Urban | Q4 |
| 47808 | Urban | Q3 |
| 47809 | Urban | Q1 |
| 47831 | Urban | Q2 |
| 47832 | Isolated | Q1 |
| 47833 | Isolated | Q2 |
| 47834 | Urban | Q3 |
| 47836 | Urban | Q1 |
| 47837 | Urban | Q2 |
| 47838 | Isolated | Q3 |
| 47840 | Urban | Q2 |
| 47841 | Urban | Q1 |
| 47842 | Urban | Q2 |
| 47845 | Urban | Q2 |
| 47846 | Urban | Q1 |
| 47847 | Isolated | Q2 |
| 47848 | Small Rural | Q1 |
| 47849 | Urban | Q1 |
| 47850 | Urban | Q2 |
| 47851 | Urban | Q2 |
| 47852 | Urban | Q3 |
| 47853 | Urban | Q2 |
| 47854 | Isolated | Q1 |
| 47855 | Urban | Q3 |
| 47857 | Urban | Q2 |
| 47858 | Urban | Q1 |
| 47859 | Isolated | Q2 |
| 47860 | Urban | Q4 |
| 47861 | Urban | Q1 |
| 47862 | Urban | Q3 |
| 47863 | Urban | Q2 |
| 47865 | Isolated | Q1 |
| 47866 | Urban | Q2 |
| 47868 | Urban | Q2 |

Appendix D. List of 5-Digit Zip Codes and Mapping to Urban and Socioeconomic Status Categories

| 5-Digit Zip Code | Rural/Urban Categorization | SES Quartile |
|------------------|----------------------------|--------------|
| 47869 | Urban | Q2 |
| 47870 | Urban | Q3 |
| 47871 | Urban | Q1 |
| 47872 | Small Rural | Q2 |
| 47874 | Urban | Q2 |
| 47875 | Urban | Q2 |
| 47876 | Urban | Q2 |
| 47878 | Urban | Q2 |
| 47879 | Urban | Q2 |
| 47880 | Urban | Q1 |
| 47881 | Urban | Q2 |
| 47882 | Urban | Q3 |
| 47884 | Urban | Q3 |
| 47885 | Urban | Q2 |
| 47901 | Urban | Q2 |
| 47902 | Urban | Q2 |
| 47903 | Urban | Q2 |
| 47904 | Urban | Q4 |
| 47905 | Urban | Q2 |
| 47906 | Urban | Q3 |
| 47907 | Urban | Missing |
| 47909 | Urban | Q3 |
| 47916 | Large Rural | Q2 |
| 47917 | Urban | Q2 |
| 47918 | Urban | Q2 |
| 47920 | Urban | Q1 |
| 47921 | Urban | Q2 |
| 47922 | Isolated | Q3 |
| 47923 | Urban | Q1 |
| 47924 | Urban | Q1 |
| 47925 | Small Rural | Q1 |
| 47926 | Small Rural | Q1 |
| 47928 | Urban | Q2 |
| 47929 | Urban | Q1 |
| 47930 | Urban | Q1 |
| 47932 | Urban | Q1 |
| 47933 | Large Rural | Q3 |
| 47940 | Large Rural | Q1 |
| 47941 | Urban | Q2 |
| 47942 | Urban | Q1 |
| 47943 | Urban | Q2 |
| 47944 | Urban | Q2 |
| 47946 | Isolated | Q2 |
| 47948 | Isolated | Q3 |

Appendix D. List of 5-Digit Zip Codes and Mapping to Urban and Socioeconomic Status Categories

| 5-Digit Zip Code | Rural/Urban Categorization | SES Quartile |
|------------------|----------------------------|--------------|
| 47949 | Isolated | Q1 |
| 47950 | Small Rural | Q2 |
| 47951 | Isolated | Q3 |
| 47952 | Urban | Q2 |
| 47954 | Large Rural | Q1 |
| 47955 | Urban | Q2 |
| 47957 | Urban | Q2 |
| 47958 | Isolated | Q3 |
| 47959 | Urban | Q3 |
| 47960 | Small Rural | Q2 |
| 47962 | Urban | Q3 |
| 47963 | Urban | Q2 |
| 47964 | Urban | Q1 |
| 47965 | Large Rural | Q1 |
| 47966 | Isolated | Q1 |
| 47967 | Urban | Q2 |
| 47968 | Large Rural | Q2 |
| 47969 | Urban | Q2 |
| 47970 | Urban | Q3 |
| 47971 | Urban | Q2 |
| 47974 | Urban | Q2 |
| 47975 | Urban | Q1 |
| 47977 | Isolated | Q1 |
| 47978 | Small Rural | Q2 |
| 47980 | Urban | Q1 |
| 47981 | Urban | Q1 |
| 47982 | Isolated | Q2 |
| 47983 | Urban | Q1 |
| 47986 | Urban | Q2 |
| 47987 | Isolated | Q2 |
| 47988 | Isolated | Q1 |
| 47989 | Large Rural | Q3 |
| 47990 | Large Rural | Q2 |
| 47991 | Isolated | Q4 |
| 47992 | Urban | Q1 |
| 47993 | Isolated | Q1 |
| 47994 | Urban | Q1 |
| 47995 | Urban | Q1 |
| 47996 | Urban | Q3 |
| 47997 | Urban | Q2 |
| 48001 | Urban | Q2 |
| 48002 | Urban | Q1 |
| 48003 | Urban | Q1 |
| 48004 | Urban | Q2 |

Appendix D. List of 5-Digit Zip Codes and Mapping to Urban and Socioeconomic Status Categories

| 5-Digit Zip Code | Rural/Urban Categorization | SES Quartile |
|------------------|----------------------------|--------------|
| 48005 | Urban | Q1 |
| 48006 | Urban | Q1 |
| 48007 | Urban | Q3 |
| 48009 | Urban | Q1 |
| 48012 | Urban | Q1 |
| 48014 | Urban | Q3 |
| 48015 | Urban | Q4 |
| 48017 | Urban | Q1 |
| 48021 | Urban | Q3 |
| 48022 | Urban | Q2 |
| 48023 | Urban | Q2 |
| 48025 | Urban | Q1 |
| 48026 | Urban | Q2 |
| 48027 | Urban | Q1 |
| 48028 | Urban | Q1 |
| 48030 | Urban | Q4 |
| 48032 | Urban | Q1 |
| 48033 | Urban | Q4 |
| 48034 | Urban | Q3 |
| 48035 | Urban | Q3 |
| 48036 | Urban | Q3 |
| 48037 | Urban | Q4 |
| 48038 | Urban | Q2 |
| 48039 | Urban | Q2 |
| 48040 | Urban | Q1 |
| 48041 | Urban | Q1 |
| 48042 | Urban | Q1 |
| 48043 | Urban | Q4 |
| 48044 | Urban | Q1 |
| 48045 | Urban | Q2 |
| 48046 | Urban | Q4 |
| 48047 | Urban | Q1 |
| 48048 | Urban | Q2 |
| 48049 | Urban | Q1 |
| 48050 | Urban | Q1 |
| 48051 | Urban | Q2 |
| 48054 | Urban | Q1 |
| 48059 | Urban | Q2 |
| 48060 | Urban | Q4 |
| 48061 | Urban | Q4 |
| 48062 | Urban | Q2 |
| 48063 | Urban | Q1 |
| 48064 | Urban | Q1 |
| 48065 | Urban | Q1 |

Appendix D. List of 5-Digit Zip Codes and Mapping to Urban and Socioeconomic Status Categories

| 5-Digit Zip Code | Rural/Urban Categorization | SES Quartile |
|------------------|----------------------------|--------------|
| 48066 | Urban | Q3 |
| 48067 | Urban | Q1 |
| 48068 | Urban | Q1 |
| 48069 | Urban | Q1 |
| 48070 | Urban | Q1 |
| 48071 | Urban | Q3 |
| 48072 | Urban | Q1 |
| 48073 | Urban | Q1 |
| 48074 | Urban | Q2 |
| 48075 | Urban | Q3 |
| 48076 | Urban | Q2 |
| 48079 | Urban | Q1 |
| 48080 | Urban | Q2 |
| 48081 | Urban | Q1 |
| 48082 | Urban | Q2 |
| 48083 | Urban | Q3 |
| 48084 | Urban | Q1 |
| 48085 | Urban | Q1 |
| 48086 | Urban | Q2 |
| 48088 | Urban | Q1 |
| 48089 | Urban | Q4 |
| 48090 | Urban | Q2 |
| 48091 | Urban | Q4 |
| 48092 | Urban | Q2 |
| 48093 | Urban | Q3 |
| 48094 | Urban | Q1 |
| 48095 | Urban | Q1 |
| 48096 | Urban | Q1 |
| 48097 | Urban | Q2 |
| 48098 | Urban | Q1 |
| 48099 | Urban | Q3 |
| 48101 | Urban | Q1 |
| 48103 | Urban | Q1 |
| 48104 | Urban | Q3 |
| 48105 | Urban | Q2 |
| 48106 | Urban | Q1 |
| 48107 | Urban | Q3 |
| 48108 | Urban | Q2 |
| 48109 | Urban | Q2 |
| 48110 | Urban | Q1 |
| 48111 | Urban | Q3 |
| 48112 | Urban | Q3 |
| 48113 | Urban | Q2 |
| 48114 | Urban | Q1 |

Appendix D. List of 5-Digit Zip Codes and Mapping to Urban and Socioeconomic Status Categories

| 5-Digit Zip Code | Rural/Urban Categorization | SES Quartile |
|------------------|----------------------------|--------------|
| 48115 | Urban | Q1 |
| 48116 | Urban | Q1 |
| 48117 | Urban | Q2 |
| 48118 | Urban | Q1 |
| 48120 | Urban | Q4 |
| 48121 | Urban | Q4 |
| 48122 | Urban | Q4 |
| 48123 | Urban | Q1 |
| 48124 | Urban | Q1 |
| 48125 | Urban | Q3 |
| 48126 | Urban | Q4 |
| 48127 | Urban | Q3 |
| 48128 | Urban | Q1 |
| 48130 | Urban | Q1 |
| 48131 | Small Rural | Q2 |
| 48133 | Urban | Q2 |
| 48134 | Urban | Q1 |
| 48135 | Urban | Q2 |
| 48136 | Urban | Q2 |
| 48137 | Urban | Q1 |
| 48138 | Urban | Q1 |
| 48139 | Urban | Q1 |
| 48140 | Urban | Q1 |
| 48141 | Urban | Q4 |
| 48143 | Urban | Missing |
| 48144 | Urban | Q1 |
| 48145 | Urban | Q1 |
| 48146 | Urban | Q4 |
| 48150 | Urban | Q1 |
| 48151 | Urban | Q1 |
| 48152 | Urban | Q1 |
| 48153 | Urban | Q1 |
| 48154 | Urban | Q1 |
| 48157 | Urban | Q3 |
| 48158 | Urban | Q1 |
| 48159 | Urban | Q1 |
| 48160 | Urban | Q1 |
| 48161 | Urban | Q3 |
| 48162 | Urban | Q3 |
| 48164 | Urban | Q1 |
| 48165 | Urban | Q1 |
| 48166 | Urban | Q2 |
| 48167 | Urban | Q1 |
| 48168 | Urban | Q1 |

Appendix D. List of 5-Digit Zip Codes and Mapping to Urban and Socioeconomic Status Categories

| 5-Digit Zip Code | Rural/Urban Categorization | SES Quartile |
|------------------|----------------------------|--------------|
| 48169 | Urban | Q1 |
| 48170 | Urban | Q1 |
| 48173 | Urban | Q1 |
| 48174 | Urban | Q3 |
| 48175 | Urban | Q1 |
| 48176 | Urban | Q1 |
| 48177 | Urban | Q2 |
| 48178 | Urban | Q1 |
| 48179 | Urban | Q2 |
| 48180 | Urban | Q4 |
| 48182 | Urban | Q1 |
| 48183 | Urban | Q1 |
| 48184 | Urban | Q4 |
| 48185 | Urban | Q3 |
| 48186 | Urban | Q3 |
| 48187 | Urban | Q1 |
| 48188 | Urban | Q1 |
| 48189 | Urban | Q1 |
| 48190 | Urban | Q1 |
| 48191 | Urban | Q1 |
| 48192 | Urban | Q2 |
| 48193 | Urban | Q3 |
| 48195 | Urban | Q3 |
| 48197 | Urban | Q3 |
| 48198 | Urban | Q4 |
| 48201 | Urban | Q4 |
| 48202 | Urban | Q4 |
| 48203 | Urban | Q4 |
| 48204 | Urban | Q4 |
| 48205 | Urban | Q4 |
| 48206 | Urban | Q4 |
| 48207 | Urban | Q4 |
| 48208 | Urban | Q4 |
| 48209 | Urban | Q4 |
| 48210 | Urban | Q4 |
| 48211 | Urban | Q4 |
| 48212 | Urban | Q4 |
| 48213 | Urban | Q4 |
| 48214 | Urban | Q4 |
| 48215 | Urban | Q4 |
| 48216 | Urban | Q4 |
| 48217 | Urban | Q4 |
| 48218 | Urban | Q4 |
| 48219 | Urban | Q4 |

Appendix D. List of 5-Digit Zip Codes and Mapping to Urban and Socioeconomic Status Categories

| 5-Digit Zip Code | Rural/Urban Categorization | SES Quartile |
|------------------|----------------------------|--------------|
| 48220 | Urban | Q3 |
| 48221 | Urban | Q4 |
| 48222 | Urban | Q4 |
| 48223 | Urban | Q4 |
| 48224 | Urban | Q4 |
| 48225 | Urban | Q3 |
| 48226 | Urban | Q3 |
| 48227 | Urban | Q4 |
| 48228 | Urban | Q4 |
| 48229 | Urban | Q4 |
| 48230 | Urban | Q1 |
| 48231 | Urban | Missing |
| 48232 | Urban | Missing |
| 48233 | Urban | Missing |
| 48234 | Urban | Q4 |
| 48235 | Urban | Q4 |
| 48236 | Urban | Q1 |
| 48237 | Urban | Q3 |
| 48238 | Urban | Q4 |
| 48239 | Urban | Q3 |
| 48240 | Urban | Q3 |
| 48242 | Urban | Missing |
| 48243 | Urban | Missing |
| 48244 | Urban | Missing |
| 48255 | Urban | Q3 |
| 48260 | Urban | Q4 |
| 48264 | Urban | Q3 |
| 48265 | Urban | Missing |
| 48266 | Urban | Q4 |
| 48267 | Urban | Q3 |
| 48268 | Urban | Q3 |
| 48269 | Urban | Q3 |
| 48272 | Urban | Q3 |
| 48275 | Urban | Q3 |
| 48277 | Urban | Q3 |
| 48278 | Urban | Q3 |
| 48279 | Urban | Missing |
| 48288 | Urban | Q4 |
| 48301 | Urban | Q1 |
| 48302 | Urban | Q1 |
| 48303 | Urban | Q1 |
| 48304 | Urban | Q1 |
| 48306 | Urban | Q1 |
| 48307 | Urban | Q1 |

Appendix D. List of 5-Digit Zip Codes and Mapping to Urban and Socioeconomic Status Categories

| 5-Digit Zip Code | Rural/Urban Categorization | SES Quartile |
|------------------|----------------------------|--------------|
| 48308 | Urban | Q1 |
| 48309 | Urban | Q1 |
| 48310 | Urban | Q3 |
| 48311 | Urban | Q2 |
| 48312 | Urban | Q2 |
| 48313 | Urban | Q2 |
| 48314 | Urban | Q2 |
| 48315 | Urban | Q1 |
| 48316 | Urban | Q1 |
| 48317 | Urban | Q2 |
| 48318 | Urban | Q2 |
| 48320 | Urban | Q2 |
| 48321 | Urban | Q2 |
| 48322 | Urban | Q1 |
| 48323 | Urban | Q1 |
| 48324 | Urban | Q1 |
| 48325 | Urban | Q1 |
| 48326 | Urban | Q2 |
| 48327 | Urban | Q3 |
| 48328 | Urban | Q3 |
| 48329 | Urban | Q1 |
| 48330 | Urban | Q1 |
| 48331 | Urban | Q1 |
| 48332 | Urban | Q2 |
| 48333 | Urban | Q2 |
| 48334 | Urban | Q2 |
| 48335 | Urban | Q1 |
| 48336 | Urban | Q2 |
| 48340 | Urban | Q4 |
| 48341 | Urban | Q4 |
| 48342 | Urban | Q4 |
| 48343 | Urban | Q4 |
| 48346 | Urban | Q1 |
| 48347 | Urban | Q1 |
| 48348 | Urban | Q1 |
| 48350 | Urban | Q1 |
| 48353 | Urban | Q1 |
| 48356 | Urban | Q1 |
| 48357 | Urban | Q2 |
| 48359 | Urban | Q2 |
| 48360 | Urban | Q1 |
| 48361 | Urban | Q1 |
| 48362 | Urban | Q1 |
| 48363 | Urban | Q1 |

Appendix D. List of 5-Digit Zip Codes and Mapping to Urban and Socioeconomic Status Categories

| 5-Digit Zip Code | Rural/Urban Categorization | SES Quartile |
|------------------|----------------------------|--------------|
| 48366 | Urban | Q2 |
| 48367 | Urban | Q2 |
| 48370 | Urban | Q1 |
| 48371 | Urban | Q1 |
| 48374 | Urban | Q1 |
| 48375 | Urban | Q1 |
| 48376 | Urban | Q1 |
| 48377 | Urban | Q2 |
| 48380 | Urban | Q1 |
| 48381 | Urban | Q1 |
| 48382 | Urban | Q1 |
| 48383 | Urban | Q1 |
| 48386 | Urban | Q1 |
| 48387 | Urban | Q1 |
| 48390 | Urban | Q1 |
| 48393 | Urban | Q3 |
| 48397 | Urban | Missing |
| 48401 | Urban | Q2 |
| 48410 | Isolated | Q2 |
| 48411 | Urban | Q1 |
| 48412 | Urban | Q1 |
| 48413 | Small Rural | Q2 |
| 48414 | Urban | Q1 |
| 48415 | Urban | Q2 |
| 48416 | Isolated | Q2 |
| 48417 | Urban | Q1 |
| 48418 | Urban | Q1 |
| 48419 | Isolated | Q2 |
| 48420 | Urban | Q2 |
| 48421 | Urban | Q1 |
| 48422 | Urban | Q2 |
| 48423 | Urban | Q2 |
| 48426 | Isolated | Q2 |
| 48427 | Isolated | Q2 |
| 48428 | Urban | Q1 |
| 48429 | Small Rural | Q2 |
| 48430 | Urban | Q1 |
| 48432 | Isolated | Q1 |
| 48433 | Urban | Q1 |
| 48434 | Small Rural | Q1 |
| 48435 | Urban | Q1 |
| 48436 | Urban | Q1 |
| 48437 | Urban | Q3 |
| 48438 | Urban | Q1 |

Appendix D. List of 5-Digit Zip Codes and Mapping to Urban and Socioeconomic Status Categories

| 5-Digit Zip Code | Rural/Urban Categorization | SES Quartile |
|------------------|----------------------------|--------------|
| 48439 | Urban | Q1 |
| 48440 | Urban | Q1 |
| 48441 | Isolated | Q2 |
| 48442 | Urban | Q1 |
| 48444 | Urban | Q3 |
| 48445 | Small Rural | Q3 |
| 48446 | Large Rural | Q2 |
| 48449 | Urban | Q1 |
| 48450 | Urban | Q2 |
| 48451 | Urban | Q1 |
| 48453 | Isolated | Q3 |
| 48454 | Urban | Q2 |
| 48455 | Urban | Q1 |
| 48456 | Isolated | Q2 |
| 48457 | Urban | Q2 |
| 48458 | Urban | Q4 |
| 48460 | Urban | Q1 |
| 48461 | Isolated | Q2 |
| 48462 | Urban | Q1 |
| 48463 | Urban | Q1 |
| 48464 | Urban | Q2 |
| 48465 | Small Rural | Q1 |
| 48466 | Urban | Q1 |
| 48467 | Isolated | Q2 |
| 48468 | Isolated | Q2 |
| 48469 | Urban | Q2 |
| 48470 | Isolated | Q1 |
| 48471 | Small Rural | Q2 |
| 48472 | Isolated | Q2 |
| 48473 | Urban | Q1 |
| 48475 | Isolated | Q2 |
| 48476 | Small Rural | Q2 |
| 48480 | Urban | Q1 |
| 48501 | Urban | Q4 |
| 48502 | Urban | Q4 |
| 48503 | Urban | Q4 |
| 48504 | Urban | Q4 |
| 48505 | Urban | Q4 |
| 48506 | Urban | Q4 |
| 48507 | Urban | Q4 |
| 48509 | Urban | Q2 |
| 48519 | Urban | Q3 |
| 48529 | Urban | Q4 |
| 48531 | Urban | Q4 |

Appendix D. List of 5-Digit Zip Codes and Mapping to Urban and Socioeconomic Status Categories

| 5-Digit Zip Code | Rural/Urban Categorization | SES Quartile |
|------------------|----------------------------|--------------|
| 48532 | Urban | Q3 |
| 48550 | Urban | Q4 |
| 48551 | Urban | Missing |
| 48552 | Urban | Missing |
| 48553 | Urban | Missing |
| 48554 | Urban | Missing |
| 48555 | Urban | Q4 |
| 48556 | Urban | Q4 |
| 48557 | Urban | Q4 |
| 48601 | Urban | Q4 |
| 48602 | Urban | Q4 |
| 48603 | Urban | Q2 |
| 48604 | Urban | Q3 |
| 48605 | Urban | Q4 |
| 48606 | Urban | Q4 |
| 48607 | Urban | Q4 |
| 48608 | Urban | Q2 |
| 48609 | Urban | Q1 |
| 48610 | Isolated | Q3 |
| 48611 | Urban | Q1 |
| 48612 | Urban | Q2 |
| 48613 | Urban | Q2 |
| 48614 | Large Rural | Q2 |
| 48615 | Large Rural | Q2 |
| 48616 | Isolated | Q2 |
| 48617 | Small Rural | Q3 |
| 48618 | Urban | Q2 |
| 48619 | Isolated | Q1 |
| 48620 | Urban | Q1 |
| 48621 | Isolated | Q3 |
| 48622 | Small Rural | Q2 |
| 48623 | Urban | Q1 |
| 48624 | Small Rural | Q3 |
| 48625 | Small Rural | Q3 |
| 48626 | Urban | Q1 |
| 48627 | Isolated | Q1 |
| 48628 | Urban | Q1 |
| 48629 | Small Rural | Q3 |
| 48630 | Small Rural | Q1 |
| 48631 | Urban | Q1 |
| 48632 | Large Rural | Q3 |
| 48633 | Large Rural | Q1 |
| 48634 | Urban | Q2 |
| 48635 | Isolated | Q2 |

Appendix D. List of 5-Digit Zip Codes and Mapping to Urban and Socioeconomic Status Categories

| 5-Digit Zip Code | Rural/Urban Categorization | SES Quartile |
|------------------|----------------------------|--------------|
| 48636 | Isolated | Q1 |
| 48637 | Urban | Q1 |
| 48638 | Urban | Q2 |
| 48640 | Urban | Q2 |
| 48641 | Urban | Q2 |
| 48642 | Urban | Q2 |
| 48647 | Isolated | Q3 |
| 48649 | Large Rural | Q1 |
| 48650 | Isolated | Q2 |
| 48651 | Small Rural | Q2 |
| 48652 | Urban | Q1 |
| 48653 | Isolated | Q2 |
| 48654 | Isolated | Q3 |
| 48655 | Urban | Q1 |
| 48656 | Isolated | Q3 |
| 48657 | Urban | Q1 |
| 48658 | Isolated | Q3 |
| 48659 | Isolated | Q3 |
| 48661 | Isolated | Q2 |
| 48662 | Large Rural | Q2 |
| 48663 | Urban | Q2 |
| 48667 | Urban | Missing |
| 48670 | Urban | Q2 |
| 48674 | Urban | Q2 |
| 48686 | Urban | Q2 |
| 48701 | Isolated | Q2 |
| 48703 | Isolated | Q2 |
| 48705 | Isolated | Q2 |
| 48706 | Urban | Q2 |
| 48707 | Urban | Q3 |
| 48708 | Urban | Q3 |
| 48710 | Urban | Missing |
| 48720 | Isolated | Q1 |
| 48721 | Isolated | Q2 |
| 48722 | Urban | Q1 |
| 48723 | Small Rural | Q2 |
| 48724 | Urban | Q1 |
| 48725 | Isolated | Q2 |
| 48726 | Isolated | Q2 |
| 48727 | Urban | Q2 |
| 48728 | Isolated | Q1 |
| 48729 | Small Rural | Q2 |
| 48730 | Small Rural | Q2 |
| 48731 | Isolated | Q3 |

Appendix D. List of 5-Digit Zip Codes and Mapping to Urban and Socioeconomic Status Categories

| 5-Digit Zip Code | Rural/Urban Categorization | SES Quartile |
|------------------|----------------------------|--------------|
| 48732 | Urban | Q2 |
| 48733 | Small Rural | Q2 |
| 48734 | Small Rural | Q1 |
| 48735 | Isolated | Q2 |
| 48737 | Isolated | Q2 |
| 48738 | Isolated | Q2 |
| 48739 | Isolated | Q3 |
| 48740 | Isolated | Q2 |
| 48741 | Urban | Q2 |
| 48742 | Isolated | Q2 |
| 48743 | Isolated | Q2 |
| 48744 | Isolated | Q2 |
| 48745 | Isolated | Q2 |
| 48746 | Urban | Q2 |
| 48747 | Urban | Q1 |
| 48748 | Small Rural | Q2 |
| 48749 | Isolated | Q2 |
| 48750 | Small Rural | Q3 |
| 48754 | Isolated | Q2 |
| 48755 | Isolated | Q2 |
| 48756 | Isolated | Q4 |
| 48757 | Urban | Q1 |
| 48758 | Small Rural | Q2 |
| 48759 | Isolated | Q2 |
| 48760 | Urban | Q2 |
| 48761 | Isolated | Q2 |
| 48762 | Isolated | Q1 |
| 48763 | Small Rural | Q1 |
| 48764 | Small Rural | Q1 |
| 48765 | Isolated | Q2 |
| 48766 | Isolated | Q3 |
| 48767 | Isolated | Q1 |
| 48768 | Small Rural | Q2 |
| 48770 | Small Rural | Q3 |
| 48787 | Small Rural | Q1 |
| 48801 | Large Rural | Q3 |
| 48804 | Large Rural | Q4 |
| 48805 | Urban | Q1 |
| 48806 | Isolated | Q2 |
| 48807 | Isolated | Q1 |
| 48808 | Urban | Q1 |
| 48809 | Urban | Q3 |
| 48811 | Isolated | Q2 |
| 48812 | Isolated | Q3 |

Appendix D. List of 5-Digit Zip Codes and Mapping to Urban and Socioeconomic Status Categories

| 5-Digit Zip Code | Rural/Urban Categorization | SES Quartile |
|------------------|----------------------------|--------------|
| 48813 | Urban | Q2 |
| 48815 | Urban | Q1 |
| 48816 | Urban | Q1 |
| 48817 | Large Rural | Q3 |
| 48818 | Isolated | Q3 |
| 48819 | Urban | Q1 |
| 48820 | Urban | Q1 |
| 48821 | Urban | Q1 |
| 48822 | Urban | Q1 |
| 48823 | Urban | Q3 |
| 48824 | Urban | Q1 |
| 48825 | Urban | Q1 |
| 48826 | Urban | Q3 |
| 48827 | Urban | Q1 |
| 48829 | Isolated | Q3 |
| 48830 | Large Rural | Q3 |
| 48831 | Urban | Q2 |
| 48832 | Large Rural | Q2 |
| 48833 | Urban | Q2 |
| 48834 | Small Rural | Q2 |
| 48835 | Urban | Q1 |
| 48836 | Urban | Q1 |
| 48837 | Urban | Q1 |
| 48838 | Small Rural | Q3 |
| 48840 | Urban | Q2 |
| 48841 | Large Rural | Q2 |
| 48842 | Urban | Q2 |
| 48843 | Urban | Q1 |
| 48844 | Urban | Q1 |
| 48845 | Large Rural | Q3 |
| 48846 | Large Rural | Q3 |
| 48847 | Isolated | Q2 |
| 48848 | Urban | Q1 |
| 48849 | Isolated | Q2 |
| 48850 | Isolated | Q3 |
| 48851 | Large Rural | Q2 |
| 48852 | Isolated | Q3 |
| 48853 | Urban | Q2 |
| 48854 | Urban | Q1 |
| 48855 | Urban | Q1 |
| 48856 | Isolated | Q2 |
| 48857 | Urban | Q1 |
| 48858 | Large Rural | Q4 |
| 48859 | Large Rural | Q4 |

Appendix D. List of 5-Digit Zip Codes and Mapping to Urban and Socioeconomic Status Categories

| 5-Digit Zip Code | Rural/Urban Categorization | SES Quartile |
|------------------|----------------------------|--------------|
| 48860 | Large Rural | Q3 |
| 48861 | Urban | Q1 |
| 48862 | Isolated | Q2 |
| 48864 | Urban | Q1 |
| 48865 | Urban | Q3 |
| 48866 | Urban | Q2 |
| 48867 | Large Rural | Q3 |
| 48870 | Large Rural | Q3 |
| 48871 | Isolated | Q1 |
| 48872 | Urban | Q2 |
| 48873 | Large Rural | Q1 |
| 48874 | Isolated | Q2 |
| 48875 | Urban | Q1 |
| 48876 | Urban | Q2 |
| 48877 | Large Rural | Q3 |
| 48878 | Large Rural | Q2 |
| 48879 | Urban | Q2 |
| 48880 | Large Rural | Q3 |
| 48881 | Urban | Q1 |
| 48882 | Urban | Q2 |
| 48883 | Large Rural | Q2 |
| 48884 | Isolated | Q2 |
| 48885 | Small Rural | Q2 |
| 48886 | Isolated | Q2 |
| 48887 | Urban | Q3 |
| 48888 | Isolated | Q3 |
| 48889 | Large Rural | Q2 |
| 48890 | Urban | Q1 |
| 48891 | Large Rural | Q2 |
| 48892 | Urban | Q1 |
| 48893 | Large Rural | Q2 |
| 48894 | Urban | Q1 |
| 48895 | Urban | Q1 |
| 48896 | Large Rural | Q4 |
| 48897 | Small Rural | Q1 |
| 48901 | Urban | Q4 |
| 48906 | Urban | Q4 |
| 48908 | Urban | Q2 |
| 48909 | Urban | Q4 |
| 48910 | Urban | Q4 |
| 48911 | Urban | Q4 |
| 48912 | Urban | Q4 |
| 48913 | Urban | Q2 |
| 48915 | Urban | Q3 |

Appendix D. List of 5-Digit Zip Codes and Mapping to Urban and Socioeconomic Status Categories

| 5-Digit Zip Code | Rural/Urban Categorization | SES Quartile |
|------------------|----------------------------|--------------|
| 48916 | Urban | Q4 |
| 48917 | Urban | Q2 |
| 48918 | Urban | Q2 |
| 48919 | Urban | Q4 |
| 48922 | Urban | Q4 |
| 48924 | Urban | Q4 |
| 48929 | Urban | Q4 |
| 48930 | Urban | Q4 |
| 48933 | Urban | Q4 |
| 48937 | Urban | Q4 |
| 48951 | Urban | Q4 |
| 48956 | Urban | Q4 |
| 48980 | Urban | Q2 |
| 49001 | Urban | Q4 |
| 49002 | Urban | Q2 |
| 49003 | Urban | Q4 |
| 49004 | Urban | Q2 |
| 49005 | Urban | Q4 |
| 49006 | Urban | Q3 |
| 49007 | Urban | Q4 |
| 49008 | Urban | Q3 |
| 49009 | Urban | Q2 |
| 49010 | Isolated | Q2 |
| 49011 | Urban | Q1 |
| 49012 | Urban | Q1 |
| 49013 | Isolated | Q3 |
| 49014 | Urban | Q3 |
| 49015 | Urban | Q2 |
| 49016 | Urban | Q3 |
| 49017 | Urban | Q3 |
| 49018 | Urban | Q3 |
| 49019 | Urban | Q4 |
| 49020 | Urban | Q3 |
| 49021 | Urban | Q2 |
| 49022 | Urban | Q4 |
| 49023 | Urban | Q4 |
| 49024 | Urban | Q2 |
| 49026 | Urban | Q2 |
| 49027 | Small Rural | Q3 |
| 49028 | Large Rural | Q3 |
| 49029 | Urban | Q2 |
| 49030 | Large Rural | Q2 |
| 49031 | Urban | Q3 |
| 49032 | Isolated | Q2 |

Appendix D. List of 5-Digit Zip Codes and Mapping to Urban and Socioeconomic Status Categories

| 5-Digit Zip Code | Rural/Urban Categorization | SES Quartile |
|------------------|----------------------------|--------------|
| 49033 | Urban | Q1 |
| 49034 | Urban | Q1 |
| 49035 | Urban | Q2 |
| 49036 | Large Rural | Q2 |
| 49037 | Urban | Q4 |
| 49038 | Urban | Q2 |
| 49039 | Urban | Q2 |
| 49040 | Isolated | Q3 |
| 49041 | Urban | Q4 |
| 49042 | Small Rural | Q2 |
| 49043 | Isolated | Q3 |
| 49045 | Urban | Q3 |
| 49046 | Urban | Q2 |
| 49047 | Small Rural | Q3 |
| 49048 | Urban | Q4 |
| 49050 | Urban | Q1 |
| 49051 | Urban | Q1 |
| 49052 | Urban | Q1 |
| 49053 | Urban | Q2 |
| 49055 | Urban | Q1 |
| 49056 | Small Rural | Q3 |
| 49057 | Urban | Q4 |
| 49058 | Small Rural | Q2 |
| 49060 | Urban | Q1 |
| 49061 | Isolated | Q1 |
| 49062 | Urban | Q1 |
| 49063 | Small Rural | Q3 |
| 49064 | Urban | Q3 |
| 49065 | Urban | Q2 |
| 49066 | Isolated | Q2 |
| 49067 | Isolated | Q2 |
| 49068 | Small Rural | Q1 |
| 49070 | Large Rural | Q1 |
| 49071 | Urban | Q1 |
| 49072 | Isolated | Q2 |
| 49073 | Small Rural | Q3 |
| 49074 | Urban | Q2 |
| 49075 | Isolated | Q4 |
| 49076 | Urban | Q2 |
| 49077 | Urban | Q2 |
| 49078 | Urban | Q2 |
| 49079 | Urban | Q2 |
| 49080 | Urban | Q2 |
| 49081 | Urban | Q2 |

Appendix D. List of 5-Digit Zip Codes and Mapping to Urban and Socioeconomic Status Categories

| 5-Digit Zip Code | Rural/Urban Categorization | SES Quartile |
|------------------|----------------------------|--------------|
| 49082 | Large Rural | Q2 |
| 49083 | Urban | Q1 |
| 49084 | Urban | Q4 |
| 49085 | Urban | Q1 |
| 49087 | Urban | Q1 |
| 49088 | Urban | Q1 |
| 49089 | Large Rural | Q2 |
| 49090 | Small Rural | Q3 |
| 49091 | Large Rural | Q3 |
| 49092 | Isolated | Q2 |
| 49093 | Large Rural | Q3 |
| 49094 | Large Rural | Q2 |
| 49095 | Urban | Q2 |
| 49096 | Urban | Q2 |
| 49097 | Urban | Q1 |
| 49098 | Urban | Q3 |
| 49099 | Small Rural | Q3 |
| 49101 | Urban | Q1 |
| 49102 | Urban | Q1 |
| 49103 | Small Rural | Q3 |
| 49104 | Small Rural | Q1 |
| 49106 | Urban | Q1 |
| 49107 | Urban | Q2 |
| 49111 | Urban | Q2 |
| 49112 | Urban | Q2 |
| 49113 | Urban | Q2 |
| 49115 | Isolated | Q1 |
| 49116 | Isolated | Q1 |
| 49117 | Isolated | Q2 |
| 49119 | Urban | Q1 |
| 49120 | Urban | Q3 |
| 49125 | Isolated | Q1 |
| 49126 | Urban | Q2 |
| 49127 | Urban | Q1 |
| 49128 | Isolated | Q2 |
| 49129 | Isolated | Q1 |
| 49130 | Urban | Q1 |
| 49201 | Urban | Q2 |
| 49202 | Urban | Q4 |
| 49203 | Urban | Q3 |
| 49204 | Urban | Q2 |
| 49220 | Large Rural | Q1 |
| 49221 | Large Rural | Q3 |
| 49224 | Small Rural | Q3 |

Appendix D. List of 5-Digit Zip Codes and Mapping to Urban and Socioeconomic Status Categories

| 5-Digit Zip Code | Rural/Urban Categorization | SES Quartile |
|------------------|----------------------------|--------------|
| 49227 | Large Rural | Q2 |
| 49228 | Large Rural | Q1 |
| 49229 | Urban | Q1 |
| 49230 | Urban | Q2 |
| 49232 | Large Rural | Q3 |
| 49233 | Urban | Q2 |
| 49234 | Urban | Q1 |
| 49235 | Large Rural | Q3 |
| 49236 | Large Rural | Q1 |
| 49237 | Urban | Q1 |
| 49238 | Urban | Q2 |
| 49239 | Large Rural | Q3 |
| 49240 | Urban | Q1 |
| 49241 | Urban | Q1 |
| 49242 | Large Rural | Q3 |
| 49245 | Isolated | Q2 |
| 49246 | Urban | Q1 |
| 49247 | Large Rural | Q2 |
| 49248 | Large Rural | Q2 |
| 49249 | Urban | Q1 |
| 49250 | Large Rural | Q2 |
| 49251 | Urban | Q1 |
| 49252 | Isolated | Q2 |
| 49253 | Large Rural | Q1 |
| 49254 | Urban | Q3 |
| 49255 | Large Rural | Q3 |
| 49256 | Large Rural | Q3 |
| 49257 | Large Rural | Q2 |
| 49258 | Large Rural | Q2 |
| 49259 | Urban | Q2 |
| 49261 | Urban | Q1 |
| 49262 | Large Rural | Q2 |
| 49263 | Urban | Q1 |
| 49264 | Urban | Q2 |
| 49265 | Large Rural | Q1 |
| 49266 | Large Rural | Q2 |
| 49267 | Urban | Q1 |
| 49268 | Large Rural | Q1 |
| 49269 | Urban | Q3 |
| 49270 | Urban | Q1 |
| 49271 | Large Rural | Q2 |
| 49272 | Urban | Q2 |
| 49274 | Large Rural | Q3 |
| 49276 | Urban | Q1 |

Appendix D. List of 5-Digit Zip Codes and Mapping to Urban and Socioeconomic Status Categories

| 5-Digit Zip Code | Rural/Urban Categorization | SES Quartile |
|------------------|----------------------------|--------------|
| 49277 | Urban | Q1 |
| 49279 | Large Rural | Q3 |
| 49281 | Urban | Q2 |
| 49282 | Urban | Q3 |
| 49283 | Urban | Q1 |
| 49284 | Urban | Q2 |
| 49285 | Isolated | Q2 |
| 49286 | Large Rural | Q1 |
| 49287 | Large Rural | Q1 |
| 49288 | Isolated | Q3 |
| 49289 | Large Rural | Q3 |
| 49301 | Urban | Q1 |
| 49302 | Urban | Q1 |
| 49303 | Isolated | Q1 |
| 49304 | Isolated | Q4 |
| 49305 | Isolated | Q3 |
| 49306 | Urban | Q1 |
| 49307 | Large Rural | Q3 |
| 49309 | Isolated | Q3 |
| 49310 | Large Rural | Q2 |
| 49311 | Urban | Q1 |
| 49312 | Isolated | Q3 |
| 49314 | Urban | Q1 |
| 49315 | Urban | Q1 |
| 49316 | Urban | Q1 |
| 49317 | Urban | Q1 |
| 49318 | Isolated | Q2 |
| 49319 | Urban | Q2 |
| 49320 | Large Rural | Q1 |
| 49321 | Urban | Q3 |
| 49322 | Urban | Q3 |
| 49323 | Urban | Q1 |
| 49325 | Urban | Q1 |
| 49326 | Urban | Q2 |
| 49327 | Urban | Q2 |
| 49328 | Urban | Q1 |
| 49329 | Urban | Q2 |
| 49330 | Urban | Q2 |
| 49331 | Urban | Q1 |
| 49332 | Large Rural | Q2 |
| 49333 | Urban | Q1 |
| 49335 | Urban | Q1 |
| 49336 | Urban | Q3 |
| 49337 | Urban | Q3 |

Appendix D. List of 5-Digit Zip Codes and Mapping to Urban and Socioeconomic Status Categories

| 5-Digit Zip Code | Rural/Urban Categorization | SES Quartile |
|------------------|----------------------------|--------------|
| 49338 | Large Rural | Q1 |
| 49339 | Urban | Q1 |
| 49340 | Isolated | Q2 |
| 49341 | Urban | Q1 |
| 49342 | Large Rural | Q2 |
| 49343 | Urban | Q2 |
| 49344 | Urban | Q1 |
| 49345 | Urban | Q3 |
| 49346 | Isolated | Q1 |
| 49347 | Urban | Q2 |
| 49348 | Urban | Q1 |
| 49349 | Isolated | Q3 |
| 49351 | Urban | Q1 |
| 49355 | Urban | Q1 |
| 49356 | Urban | Q1 |
| 49357 | Urban | Q1 |
| 49401 | Urban | Q3 |
| 49402 | Isolated | Q2 |
| 49403 | Urban | Q1 |
| 49404 | Urban | Q2 |
| 49405 | Isolated | Q1 |
| 49406 | Urban | Q1 |
| 49408 | Urban | Q2 |
| 49409 | Urban | Q1 |
| 49410 | Large Rural | Q3 |
| 49411 | Large Rural | Q2 |
| 49412 | Small Rural | Q2 |
| 49413 | Small Rural | Q2 |
| 49415 | Urban | Q1 |
| 49416 | Urban | Q2 |
| 49417 | Urban | Q1 |
| 49418 | Urban | Q1 |
| 49419 | Urban | Q1 |
| 49420 | Small Rural | Q3 |
| 49421 | Urban | Q3 |
| 49422 | Urban | Q3 |
| 49423 | Urban | Q3 |
| 49424 | Urban | Q2 |
| 49425 | Urban | Q3 |
| 49426 | Urban | Q1 |
| 49427 | Urban | Q1 |
| 49428 | Urban | Q1 |
| 49429 | Urban | Q1 |
| 49430 | Urban | Q2 |

Appendix D. List of 5-Digit Zip Codes and Mapping to Urban and Socioeconomic Status Categories

| 5-Digit Zip Code | Rural/Urban Categorization | SES Quartile |
|------------------|----------------------------|--------------|
| 49431 | Large Rural | Q3 |
| 49434 | Urban | Q1 |
| 49435 | Urban | Q1 |
| 49436 | Small Rural | Q2 |
| 49437 | Urban | Q2 |
| 49440 | Urban | Q4 |
| 49441 | Urban | Q2 |
| 49442 | Urban | Q4 |
| 49443 | Urban | Q4 |
| 49444 | Urban | Q4 |
| 49445 | Urban | Q1 |
| 49446 | Isolated | Q2 |
| 49448 | Urban | Q2 |
| 49449 | Isolated | Q1 |
| 49450 | Isolated | Q3 |
| 49451 | Urban | Q2 |
| 49452 | Isolated | Q2 |
| 49453 | Urban | Q1 |
| 49454 | Isolated | Q3 |
| 49455 | Isolated | Q3 |
| 49456 | Urban | Q1 |
| 49457 | Urban | Q2 |
| 49458 | Isolated | Q1 |
| 49459 | Isolated | Q3 |
| 49460 | Urban | Q1 |
| 49461 | Urban | Q1 |
| 49463 | Urban | Q1 |
| 49464 | Urban | Q1 |
| 49468 | Urban | Q1 |
| 49501 | Urban | Q4 |
| 49502 | Urban | Q4 |
| 49503 | Urban | Q4 |
| 49504 | Urban | Q3 |
| 49505 | Urban | Q3 |
| 49506 | Urban | Q2 |
| 49507 | Urban | Q4 |
| 49508 | Urban | Q3 |
| 49509 | Urban | Q4 |
| 49510 | Urban | Q4 |
| 49512 | Urban | Q3 |
| 49514 | Urban | Q3 |
| 49515 | Urban | Q3 |
| 49516 | Urban | Q2 |
| 49518 | Urban | Q3 |

Appendix D. List of 5-Digit Zip Codes and Mapping to Urban and Socioeconomic Status Categories

| 5-Digit Zip Code | Rural/Urban Categorization | SES Quartile |
|------------------|----------------------------|--------------|
| 49519 | Urban | Q3 |
| 49523 | Urban | Q4 |
| 49525 | Urban | Q1 |
| 49528 | Urban | Q4 |
| 49530 | Urban | Q3 |
| 49534 | Urban | Q1 |
| 49544 | Urban | Q2 |
| 49546 | Urban | Q2 |
| 49548 | Urban | Q3 |
| 49555 | Urban | Q4 |
| 49560 | Urban | Q3 |
| 49588 | Urban | Q3 |
| 49599 | Urban | Q4 |
| 49601 | Large Rural | Q2 |
| 49610 | Large Rural | Q1 |
| 49611 | Isolated | Q2 |
| 49612 | Isolated | Q2 |
| 49613 | Isolated | Q2 |
| 49614 | Isolated | Q1 |
| 49615 | Isolated | Q1 |
| 49616 | Isolated | Q3 |
| 49617 | Large Rural | Q1 |
| 49618 | Large Rural | Q2 |
| 49619 | Small Rural | Q2 |
| 49620 | Large Rural | Q2 |
| 49621 | Large Rural | Q1 |
| 49622 | Isolated | Q2 |
| 49623 | Large Rural | Q3 |
| 49625 | Isolated | Q2 |
| 49626 | Small Rural | Q2 |
| 49627 | Isolated | Q1 |
| 49628 | Isolated | Q2 |
| 49629 | Isolated | Q2 |
| 49630 | Large Rural | Q1 |
| 49631 | Isolated | Q3 |
| 49632 | Isolated | Q3 |
| 49633 | Large Rural | Q2 |
| 49634 | Small Rural | Q3 |
| 49635 | Isolated | Q2 |
| 49636 | Large Rural | Q1 |
| 49637 | Large Rural | Q1 |
| 49638 | Large Rural | Q2 |
| 49639 | Isolated | Q2 |
| 49640 | Large Rural | Q2 |

Appendix D. List of 5-Digit Zip Codes and Mapping to Urban and Socioeconomic Status Categories

| 5-Digit Zip Code | Rural/Urban Categorization | SES Quartile |
|------------------|----------------------------|--------------|
| 49642 | Large Rural | Q4 |
| 49643 | Large Rural | Q2 |
| 49644 | Isolated | Q2 |
| 49645 | Isolated | Q2 |
| 49646 | Large Rural | Q3 |
| 49648 | Isolated | Q1 |
| 49649 | Large Rural | Q1 |
| 49650 | Large Rural | Q1 |
| 49651 | Isolated | Q3 |
| 49653 | Large Rural | Q1 |
| 49654 | Large Rural | Q1 |
| 49655 | Isolated | Q2 |
| 49656 | Isolated | Q3 |
| 49657 | Isolated | Q2 |
| 49659 | Isolated | Q3 |
| 49660 | Small Rural | Q2 |
| 49663 | Large Rural | Q3 |
| 49664 | Large Rural | Q1 |
| 49665 | Isolated | Q3 |
| 49666 | Large Rural | Q1 |
| 49667 | Isolated | Q2 |
| 49668 | Large Rural | Q3 |
| 49670 | Isolated | Q1 |
| 49673 | Large Rural | Q2 |
| 49674 | Isolated | Q2 |
| 49675 | Isolated | Q1 |
| 49676 | Large Rural | Q2 |
| 49677 | Isolated | Q3 |
| 49679 | Isolated | Q2 |
| 49680 | Large Rural | Q2 |
| 49682 | Large Rural | Q2 |
| 49683 | Large Rural | Q3 |
| 49684 | Large Rural | Q1 |
| 49685 | Large Rural | Q1 |
| 49686 | Large Rural | Q2 |
| 49688 | Large Rural | Q2 |
| 49689 | Isolated | Q3 |
| 49690 | Large Rural | Q1 |
| 49696 | Large Rural | Q2 |
| 49701 | Isolated | Q3 |
| 49705 | Isolated | Q3 |
| 49706 | Small Rural | Q1 |
| 49707 | Large Rural | Q3 |
| 49709 | Isolated | Q2 |

Appendix D. List of 5-Digit Zip Codes and Mapping to Urban and Socioeconomic Status Categories

| 5-Digit Zip Code | Rural/Urban Categorization | SES Quartile |
|------------------|----------------------------|--------------|
| 49710 | Large Rural | Q1 |
| 49711 | Isolated | Q2 |
| 49712 | Small Rural | Q2 |
| 49713 | Small Rural | Q1 |
| 49715 | Large Rural | Q2 |
| 49716 | Small Rural | Q1 |
| 49717 | Small Rural | Q1 |
| 49718 | Isolated | Q2 |
| 49719 | Isolated | Q2 |
| 49720 | Isolated | Q2 |
| 49721 | Small Rural | Q3 |
| 49722 | Small Rural | Q3 |
| 49723 | Isolated | Q1 |
| 49724 | Large Rural | Q1 |
| 49725 | Isolated | Q1 |
| 49726 | Isolated | Q1 |
| 49727 | Isolated | Q2 |
| 49728 | Isolated | Q2 |
| 49729 | Isolated | Q2 |
| 49730 | Isolated | Q2 |
| 49733 | Small Rural | Q2 |
| 49734 | Small Rural | Q2 |
| 49735 | Small Rural | Q2 |
| 49736 | Large Rural | Q2 |
| 49737 | Isolated | Q1 |
| 49738 | Small Rural | Q2 |
| 49739 | Small Rural | Q2 |
| 49740 | Isolated | Q1 |
| 49743 | Small Rural | Q2 |
| 49744 | Large Rural | Q1 |
| 49745 | Isolated | Q2 |
| 49746 | Isolated | Q2 |
| 49747 | Large Rural | Q2 |
| 49748 | Isolated | Q1 |
| 49749 | Isolated | Q2 |
| 49751 | Small Rural | Q1 |
| 49752 | Large Rural | Q3 |
| 49753 | Large Rural | Q1 |
| 49755 | Small Rural | Q2 |
| 49756 | Isolated | Q3 |
| 49757 | Small Rural | Q3 |
| 49759 | Small Rural | Q2 |
| 49760 | Small Rural | Q2 |
| 49761 | Small Rural | Q3 |

Appendix D. List of 5-Digit Zip Codes and Mapping to Urban and Socioeconomic Status Categories

| 5-Digit Zip Code | Rural/Urban Categorization | SES Quartile |
|------------------|----------------------------|--------------|
| 49762 | Isolated | Q2 |
| 49764 | Small Rural | Q2 |
| 49765 | Isolated | Q2 |
| 49766 | Large Rural | Q2 |
| 49768 | Isolated | Q1 |
| 49769 | Small Rural | Q3 |
| 49770 | Small Rural | Q2 |
| 49774 | Large Rural | Q2 |
| 49775 | Small Rural | Q2 |
| 49776 | Isolated | Q2 |
| 49777 | Large Rural | Q1 |
| 49779 | Small Rural | Q2 |
| 49780 | Large Rural | Q1 |
| 49781 | Small Rural | Q3 |
| 49782 | Isolated | Q1 |
| 49783 | Large Rural | Q3 |
| 49784 | Large Rural | Q4 |
| 49785 | Large Rural | Q3 |
| 49786 | Large Rural | Q4 |
| 49788 | Large Rural | Q4 |
| 49791 | Small Rural | Q1 |
| 49792 | Isolated | Q2 |
| 49793 | Isolated | Q3 |
| 49795 | Isolated | Q3 |
| 49796 | Small Rural | Q1 |
| 49797 | Small Rural | Q2 |
| 49799 | Isolated | Q2 |
| 49801 | Large Rural | Q2 |
| 49802 | Large Rural | Q2 |
| 49805 | Small Rural | Q1 |
| 49806 | Large Rural | Q2 |
| 49807 | Large Rural | Q1 |
| 49808 | Large Rural | Q1 |
| 49812 | Isolated | Q2 |
| 49814 | Large Rural | Q1 |
| 49815 | Large Rural | Q1 |
| 49816 | Small Rural | Q1 |
| 49817 | Small Rural | Q1 |
| 49818 | Large Rural | Q1 |
| 49819 | Large Rural | Q1 |
| 49820 | Isolated | Q2 |
| 49821 | Large Rural | Q1 |
| 49822 | Large Rural | Q2 |
| 49825 | Large Rural | Q1 |

Appendix D. List of 5-Digit Zip Codes and Mapping to Urban and Socioeconomic Status Categories

| 5-Digit Zip Code | Rural/Urban Categorization | SES Quartile |
|------------------|----------------------------|--------------|
| 49826 | Large Rural | Q2 |
| 49827 | Isolated | Q2 |
| 49829 | Large Rural | Q3 |
| 49831 | Large Rural | Q1 |
| 49833 | Large Rural | Q1 |
| 49834 | Large Rural | Q3 |
| 49835 | Isolated | Q2 |
| 49836 | Small Rural | Q2 |
| 49837 | Large Rural | Q1 |
| 49838 | Isolated | Q3 |
| 49839 | Small Rural | Q2 |
| 49840 | Small Rural | Q2 |
| 49841 | Large Rural | Q3 |
| 49845 | Isolated | Q4 |
| 49847 | Isolated | Q1 |
| 49848 | Large Rural | Q2 |
| 49849 | Large Rural | Q1 |
| 49852 | Large Rural | Q1 |
| 49853 | Small Rural | Q2 |
| 49854 | Small Rural | Q3 |
| 49855 | Large Rural | Q2 |
| 49858 | Large Rural | Q3 |
| 49861 | Large Rural | Q1 |
| 49862 | Small Rural | Q2 |
| 49863 | Large Rural | Q2 |
| 49864 | Isolated | Q3 |
| 49865 | Large Rural | Q1 |
| 49866 | Large Rural | Q1 |
| 49868 | Small Rural | Q3 |
| 49870 | Large Rural | Q2 |
| 49871 | Large Rural | Q1 |
| 49872 | Large Rural | Q1 |
| 49873 | Isolated | Q3 |
| 49874 | Isolated | Q3 |
| 49876 | Large Rural | Q1 |
| 49877 | Large Rural | Q1 |
| 49878 | Large Rural | Q2 |
| 49879 | Large Rural | Q2 |
| 49880 | Large Rural | Q1 |
| 49881 | Large Rural | Q2 |
| 49883 | Small Rural | Q2 |
| 49884 | Small Rural | Q3 |
| 49885 | Large Rural | Q2 |
| 49886 | Isolated | Q3 |

Appendix D. List of 5-Digit Zip Codes and Mapping to Urban and Socioeconomic Status Categories

| 5-Digit Zip Code | Rural/Urban Categorization | SES Quartile |
|------------------|----------------------------|--------------|
| 49887 | Large Rural | Q2 |
| 49891 | Small Rural | Q2 |
| 49892 | Large Rural | Q1 |
| 49893 | Large Rural | Q1 |
| 49894 | Large Rural | Q1 |
| 49895 | Small Rural | Q2 |
| 49896 | Isolated | Q4 |
| 49901 | Small Rural | Q3 |
| 49902 | Isolated | Q2 |
| 49903 | Small Rural | Q2 |
| 49905 | Large Rural | Q1 |
| 49908 | Isolated | Q3 |
| 49910 | Isolated | Q1 |
| 49911 | Isolated | Q2 |
| 49912 | Isolated | Q2 |
| 49913 | Small Rural | Q3 |
| 49915 | Small Rural | Q2 |
| 49916 | Large Rural | Q1 |
| 49917 | Large Rural | Q3 |
| 49918 | Small Rural | Q1 |
| 49919 | Isolated | Q1 |
| 49920 | Isolated | Q2 |
| 49921 | Large Rural | Q3 |
| 49922 | Large Rural | Q2 |
| 49925 | Isolated | Q1 |
| 49927 | Small Rural | Q2 |
| 49929 | Isolated | Q1 |
| 49930 | Large Rural | Q3 |
| 49931 | Large Rural | Q3 |
| 49934 | Small Rural | Q3 |
| 49935 | Small Rural | Q2 |
| 49938 | Small Rural | Q3 |
| 49942 | Small Rural | Q2 |
| 49945 | Small Rural | Q2 |
| 49946 | Isolated | Q2 |
| 49947 | Isolated | Q2 |
| 49948 | Isolated | Q2 |
| 49950 | Small Rural | Q2 |
| 49952 | Large Rural | Q1 |
| 49953 | Isolated | Q2 |
| 49955 | Large Rural | Q1 |
| 49958 | Large Rural | Q1 |
| 49959 | Isolated | Q2 |
| 49960 | Isolated | Q2 |

Appendix D. List of 5-Digit Zip Codes and Mapping to Urban and Socioeconomic Status Categories

| 5-Digit Zip Code | Rural/Urban Categorization | SES Quartile |
|------------------|----------------------------|--------------|
| 49961 | Large Rural | Q1 |
| 49962 | Isolated | Q1 |
| 49963 | Large Rural | Q3 |
| 49964 | Small Rural | Q2 |
| 49965 | Large Rural | Q1 |
| 49967 | Isolated | Q2 |
| 49968 | Isolated | Q2 |
| 49969 | Isolated | Q1 |
| 49970 | Isolated | Q1 |
| 49971 | Isolated | Q2 |
| 50001 | Urban | Q1 |
| 50002 | Isolated | Q2 |
| 50003 | Urban | Q1 |
| 50005 | Large Rural | Q1 |
| 50006 | Isolated | Q1 |
| 50007 | Urban | Q1 |
| 50008 | Isolated | Q2 |
| 50009 | Urban | Q1 |
| 50010 | Urban | Q2 |
| 50011 | Urban | Q1 |
| 50012 | Urban | Q2 |
| 50013 | Urban | Q2 |
| 50014 | Urban | Q2 |
| 50020 | Small Rural | Q1 |
| 50021 | Urban | Q1 |
| 50022 | Small Rural | Q2 |
| 50023 | Urban | Q1 |
| 50025 | Isolated | Q1 |
| 50026 | Urban | Q1 |
| 50027 | Large Rural | Q3 |
| 50028 | Urban | Q1 |
| 50029 | Isolated | Q2 |
| 50031 | Large Rural | Q1 |
| 50032 | Urban | Q1 |
| 50033 | Urban | Q2 |
| 50034 | Small Rural | Q1 |
| 50035 | Urban | Q1 |
| 50036 | Large Rural | Q1 |
| 50037 | Large Rural | Q1 |
| 50038 | Urban | Q2 |
| 50039 | Urban | Q1 |
| 50040 | Isolated | Q2 |
| 50041 | Isolated | Q1 |
| 50042 | Isolated | Q2 |

Appendix D. List of 5-Digit Zip Codes and Mapping to Urban and Socioeconomic Status Categories

| 5-Digit Zip Code | Rural/Urban Categorization | SES Quartile |
|------------------|----------------------------|--------------|
| 50043 | Isolated | Q1 |
| 50044 | Small Rural | Q2 |
| 50046 | Urban | Q1 |
| 50047 | Urban | Q1 |
| 50048 | Isolated | Q2 |
| 50049 | Small Rural | Q2 |
| 50050 | Isolated | Q1 |
| 50051 | Large Rural | Q1 |
| 50052 | Isolated | Q1 |
| 50054 | Urban | Q2 |
| 50055 | Urban | Q1 |
| 50056 | Urban | Q1 |
| 50057 | Urban | Q1 |
| 50058 | Isolated | Q1 |
| 50059 | Small Rural | Q2 |
| 50060 | Isolated | Q2 |
| 50061 | Urban | Q1 |
| 50062 | Urban | Q2 |
| 50063 | Urban | Q1 |
| 50064 | Isolated | Q2 |
| 50065 | Isolated | Q3 |
| 50066 | Urban | Q2 |
| 50067 | Isolated | Q2 |
| 50068 | Urban | Q1 |
| 50069 | Urban | Q1 |
| 50070 | Urban | Q1 |
| 50071 | Isolated | Q1 |
| 50072 | Urban | Q1 |
| 50073 | Urban | Q1 |
| 50074 | Isolated | Q1 |
| 50075 | Urban | Q1 |
| 50076 | Isolated | Q1 |
| 50078 | Large Rural | Q1 |
| 50099 | Large Rural | Q1 |
| 50101 | Isolated | Q1 |
| 50102 | Isolated | Q1 |
| 50103 | Isolated | Q2 |
| 50104 | Isolated | Q1 |
| 50105 | Urban | Q1 |
| 50106 | Large Rural | Q2 |
| 50107 | Isolated | Q2 |
| 50108 | Isolated | Q2 |
| 50109 | Urban | Q1 |
| 50110 | Isolated | Q1 |

Appendix D. List of 5-Digit Zip Codes and Mapping to Urban and Socioeconomic Status Categories

| 5-Digit Zip Code | Rural/Urban Categorization | SES Quartile |
|------------------|----------------------------|--------------|
| 50111 | Urban | Q1 |
| 50112 | Small Rural | Q2 |
| 50115 | Urban | Q2 |
| 50116 | Small Rural | Q1 |
| 50117 | Isolated | Q2 |
| 50118 | Urban | Q1 |
| 50119 | Small Rural | Q1 |
| 50120 | Large Rural | Q1 |
| 50122 | Isolated | Q1 |
| 50123 | Isolated | Q1 |
| 50124 | Urban | Q1 |
| 50125 | Urban | Q2 |
| 50126 | Small Rural | Q1 |
| 50127 | Urban | Q1 |
| 50128 | Urban | Q1 |
| 50129 | Small Rural | Q2 |
| 50130 | Urban | Q1 |
| 50131 | Urban | Q1 |
| 50132 | Small Rural | Q1 |
| 50133 | Isolated | Q2 |
| 50134 | Urban | Q1 |
| 50135 | Large Rural | Q1 |
| 50136 | Isolated | Q2 |
| 50137 | Large Rural | Q2 |
| 50138 | Small Rural | Q2 |
| 50139 | Urban | Q1 |
| 50140 | Isolated | Q3 |
| 50141 | Large Rural | Q1 |
| 50142 | Large Rural | Q1 |
| 50143 | Small Rural | Q1 |
| 50144 | Isolated | Q3 |
| 50145 | Urban | Q1 |
| 50146 | Urban | Q1 |
| 50147 | Isolated | Q1 |
| 50148 | Large Rural | Q2 |
| 50149 | Small Rural | Q2 |
| 50150 | Small Rural | Q2 |
| 50151 | Urban | Q1 |
| 50152 | Urban | Q1 |
| 50153 | Isolated | Q1 |
| 50154 | Urban | Q2 |
| 50155 | Urban | Q1 |
| 50156 | Urban | Q1 |
| 50157 | Isolated | Q1 |

Appendix D. List of 5-Digit Zip Codes and Mapping to Urban and Socioeconomic Status Categories

| 5-Digit Zip Code | Rural/Urban Categorization | SES Quartile |
|------------------|----------------------------|--------------|
| 50158 | Large Rural | Q3 |
| 50160 | Urban | Q2 |
| 50161 | Urban | Q1 |
| 50162 | Large Rural | Q1 |
| 50163 | Urban | Q3 |
| 50164 | Urban | Q1 |
| 50165 | Isolated | Q1 |
| 50166 | Urban | Q1 |
| 50167 | Urban | Q1 |
| 50168 | Urban | Q1 |
| 50169 | Urban | Q2 |
| 50170 | Large Rural | Q1 |
| 50171 | Isolated | Q1 |
| 50173 | Large Rural | Q1 |
| 50174 | Small Rural | Q2 |
| 50201 | Urban | Q2 |
| 50206 | Isolated | Q2 |
| 50207 | Small Rural | Q1 |
| 50208 | Large Rural | Q2 |
| 50210 | Urban | Q1 |
| 50211 | Urban | Q1 |
| 50212 | Large Rural | Q1 |
| 50213 | Small Rural | Q3 |
| 50214 | Small Rural | Q1 |
| 50216 | Urban | Q1 |
| 50217 | Isolated | Q2 |
| 50218 | Urban | Q1 |
| 50219 | Small Rural | Q1 |
| 50220 | Small Rural | Q3 |
| 50222 | Urban | Q1 |
| 50223 | Large Rural | Q2 |
| 50225 | Small Rural | Q1 |
| 50226 | Urban | Q1 |
| 50227 | Isolated | Q1 |
| 50228 | Urban | Q1 |
| 50229 | Urban | Q1 |
| 50230 | Isolated | Q1 |
| 50231 | Urban | Q2 |
| 50232 | Large Rural | Q1 |
| 50233 | Urban | Q1 |
| 50234 | Large Rural | Q1 |
| 50235 | Isolated | Q2 |
| 50236 | Urban | Q1 |
| 50237 | Urban | Q1 |

Appendix D. List of 5-Digit Zip Codes and Mapping to Urban and Socioeconomic Status Categories

| 5-Digit Zip Code | Rural/Urban Categorization | SES Quartile |
|------------------|----------------------------|--------------|
| 50238 | Small Rural | Q2 |
| 50239 | Large Rural | Q2 |
| 50240 | Urban | Q1 |
| 50241 | Urban | Q1 |
| 50242 | Small Rural | Q2 |
| 50243 | Urban | Q2 |
| 50244 | Urban | Q1 |
| 50246 | Isolated | Q1 |
| 50247 | Large Rural | Q1 |
| 50248 | Urban | Q2 |
| 50249 | Isolated | Q1 |
| 50250 | Urban | Q2 |
| 50251 | Isolated | Q1 |
| 50252 | Small Rural | Q1 |
| 50254 | Small Rural | Q1 |
| 50255 | Isolated | Q1 |
| 50256 | Small Rural | Q1 |
| 50257 | Urban | Q1 |
| 50258 | Isolated | Q1 |
| 50259 | Isolated | Q1 |
| 50261 | Urban | Q1 |
| 50262 | Isolated | Q2 |
| 50263 | Urban | Q1 |
| 50264 | Isolated | Q1 |
| 50265 | Urban | Q1 |
| 50266 | Urban | Q1 |
| 50268 | Isolated | Q3 |
| 50269 | Isolated | Q1 |
| 50271 | Small Rural | Q1 |
| 50272 | Small Rural | Q3 |
| 50273 | Urban | Q1 |
| 50274 | Small Rural | Q1 |
| 50275 | Urban | Q2 |
| 50276 | Urban | Q2 |
| 50277 | Urban | Q1 |
| 50278 | Urban | Q1 |
| 50301 | Urban | Q4 |
| 50302 | Urban | Q4 |
| 50303 | Urban | Q4 |
| 50304 | Urban | Q4 |
| 50305 | Urban | Q4 |
| 50306 | Urban | Q3 |
| 50307 | Urban | Q4 |
| 50308 | Urban | Q4 |

Appendix D. List of 5-Digit Zip Codes and Mapping to Urban and Socioeconomic Status Categories

| 5-Digit Zip Code | Rural/Urban Categorization | SES Quartile |
|------------------|----------------------------|--------------|
| 50309 | Urban | Q4 |
| 50310 | Urban | Q3 |
| 50311 | Urban | Q3 |
| 50312 | Urban | Q2 |
| 50313 | Urban | Q3 |
| 50314 | Urban | Q4 |
| 50315 | Urban | Q3 |
| 50316 | Urban | Q4 |
| 50317 | Urban | Q3 |
| 50318 | Urban | Q4 |
| 50319 | Urban | Missing |
| 50320 | Urban | Q3 |
| 50321 | Urban | Q3 |
| 50322 | Urban | Q1 |
| 50323 | Urban | Q1 |
| 50324 | Urban | Q2 |
| 50325 | Urban | Q1 |
| 50327 | Urban | Q1 |
| 50328 | Urban | Q4 |
| 50329 | Urban | Q4 |
| 50330 | Urban | Q4 |
| 50331 | Urban | Q4 |
| 50332 | Urban | Q4 |
| 50333 | Urban | Q3 |
| 50334 | Urban | Q1 |
| 50335 | Urban | Q4 |
| 50336 | Urban | Q1 |
| 50339 | Urban | Q1 |
| 50340 | Urban | Q4 |
| 50359 | Urban | Q1 |
| 50360 | Urban | Q4 |
| 50361 | Urban | Q1 |
| 50362 | Urban | Q1 |
| 50363 | Urban | Q1 |
| 50364 | Urban | Q1 |
| 50367 | Urban | Q1 |
| 50368 | Urban | Q1 |
| 50369 | Urban | Q1 |
| 50380 | Urban | Q4 |
| 50381 | Urban | Q4 |
| 50391 | Urban | Q4 |
| 50392 | Urban | Q4 |
| 50393 | Urban | Q4 |
| 50394 | Urban | Q1 |

Appendix D. List of 5-Digit Zip Codes and Mapping to Urban and Socioeconomic Status Categories

| 5-Digit Zip Code | Rural/Urban Categorization | SES Quartile |
|------------------|----------------------------|--------------|
| 50395 | Urban | Q1 |
| 50396 | Urban | Q4 |
| 50398 | Urban | Q1 |
| 50401 | Large Rural | Q2 |
| 50402 | Large Rural | Q2 |
| 50420 | Isolated | Q1 |
| 50421 | Isolated | Q1 |
| 50423 | Isolated | Q1 |
| 50424 | Isolated | Q1 |
| 50426 | Isolated | Q1 |
| 50427 | Isolated | Q1 |
| 50428 | Small Rural | Q1 |
| 50430 | Isolated | Q1 |
| 50431 | Isolated | Q2 |
| 50432 | Isolated | Q1 |
| 50433 | Large Rural | Q1 |
| 50434 | Large Rural | Q1 |
| 50435 | Small Rural | Q1 |
| 50436 | Small Rural | Q1 |
| 50438 | Small Rural | Q1 |
| 50439 | Isolated | Q1 |
| 50440 | Large Rural | Q2 |
| 50441 | Small Rural | Q3 |
| 50444 | Large Rural | Q1 |
| 50446 | Large Rural | Q1 |
| 50447 | Isolated | Q2 |
| 50448 | Large Rural | Q1 |
| 50449 | Isolated | Q2 |
| 50450 | Isolated | Q2 |
| 50451 | Isolated | Q1 |
| 50452 | Isolated | Q1 |
| 50453 | Isolated | Q1 |
| 50454 | Isolated | Q1 |
| 50455 | Isolated | Q2 |
| 50456 | Large Rural | Q2 |
| 50457 | Large Rural | Q1 |
| 50458 | Large Rural | Q1 |
| 50459 | Isolated | Q2 |
| 50460 | Isolated | Q2 |
| 50461 | Small Rural | Q1 |
| 50464 | Large Rural | Q2 |
| 50465 | Isolated | Q2 |
| 50466 | Isolated | Q1 |
| 50467 | Large Rural | Q1 |

Appendix D. List of 5-Digit Zip Codes and Mapping to Urban and Socioeconomic Status Categories

| 5-Digit Zip Code | Rural/Urban Categorization | SES Quartile |
|------------------|----------------------------|--------------|
| 50468 | Large Rural | Q1 |
| 50469 | Large Rural | Q1 |
| 50470 | Isolated | Q3 |
| 50471 | Large Rural | Q2 |
| 50472 | Isolated | Q1 |
| 50473 | Isolated | Q1 |
| 50475 | Isolated | Q1 |
| 50476 | Isolated | Q1 |
| 50477 | Large Rural | Q1 |
| 50478 | Isolated | Q1 |
| 50479 | Large Rural | Q2 |
| 50480 | Isolated | Q1 |
| 50481 | Isolated | Q1 |
| 50482 | Small Rural | Q1 |
| 50483 | Isolated | Q1 |
| 50484 | Isolated | Q2 |
| 50501 | Large Rural | Q3 |
| 50510 | Isolated | Q1 |
| 50511 | Small Rural | Q1 |
| 50514 | Isolated | Q1 |
| 50515 | Isolated | Q2 |
| 50516 | Large Rural | Q1 |
| 50517 | Isolated | Q2 |
| 50518 | Large Rural | Q1 |
| 50519 | Small Rural | Q2 |
| 50520 | Small Rural | Q1 |
| 50521 | Large Rural | Q2 |
| 50522 | Isolated | Q1 |
| 50523 | Large Rural | Q2 |
| 50524 | Large Rural | Q1 |
| 50525 | Small Rural | Q2 |
| 50526 | Small Rural | Q2 |
| 50527 | Small Rural | Q1 |
| 50528 | Isolated | Q1 |
| 50529 | Small Rural | Q1 |
| 50530 | Large Rural | Q1 |
| 50531 | Small Rural | Q1 |
| 50532 | Large Rural | Q1 |
| 50533 | Small Rural | Q2 |
| 50535 | Isolated | Q2 |
| 50536 | Small Rural | Q1 |
| 50538 | Isolated | Q1 |
| 50539 | Isolated | Q1 |
| 50540 | Isolated | Q2 |

Appendix D. List of 5-Digit Zip Codes and Mapping to Urban and Socioeconomic Status Categories

| 5-Digit Zip Code | Rural/Urban Categorization | SES Quartile |
|-------------------------|-----------------------------------|---------------------|
| 50541 | Isolated | Q1 |
| 50542 | Isolated | Q1 |
| 50543 | Large Rural | Q2 |
| 50544 | Large Rural | Q1 |
| 50545 | Isolated | Q2 |
| 50546 | Isolated | Q2 |
| 50548 | Small Rural | Q2 |
| 50551 | Isolated | Q1 |
| 50552 | Large Rural | Q2 |
| 50554 | Isolated | Q2 |
| 50556 | Isolated | Q1 |
| 50557 | Large Rural | Q3 |
| 50558 | Isolated | Q1 |
| 50559 | Isolated | Q1 |
| 50560 | Isolated | Q2 |
| 50561 | Isolated | Q1 |
| 50562 | Small Rural | Q1 |
| 50563 | Large Rural | Q2 |
| 50565 | Isolated | Q3 |
| 50566 | Large Rural | Q1 |
| 50567 | Isolated | Q1 |
| 50568 | Isolated | Q2 |
| 50569 | Large Rural | Q2 |
| 50570 | Small Rural | Q2 |
| 50571 | Isolated | Q1 |
| 50573 | Isolated | Q1 |
| 50574 | Isolated | Q1 |
| 50575 | Isolated | Q2 |
| 50576 | Isolated | Q2 |
| 50577 | Isolated | Q1 |
| 50578 | Isolated | Q2 |
| 50579 | Isolated | Q2 |
| 50581 | Isolated | Q2 |
| 50582 | Small Rural | Q2 |
| 50583 | Isolated | Q1 |
| 50585 | Isolated | Q1 |
| 50586 | Isolated | Q2 |
| 50588 | Large Rural | Q3 |
| 50590 | Isolated | Q2 |
| 50591 | Isolated | Q1 |
| 50592 | Large Rural | Q3 |
| 50593 | Isolated | Q2 |
| 50594 | Large Rural | Q1 |
| 50595 | Small Rural | Q2 |

Appendix D. List of 5-Digit Zip Codes and Mapping to Urban and Socioeconomic Status Categories

| 5-Digit Zip Code | Rural/Urban Categorization | SES Quartile |
|------------------|----------------------------|--------------|
| 50597 | Isolated | Q1 |
| 50598 | Isolated | Q1 |
| 50599 | Isolated | Q1 |
| 50601 | Isolated | Q1 |
| 50602 | Isolated | Q1 |
| 50603 | Isolated | Q2 |
| 50604 | Urban | Q1 |
| 50605 | Isolated | Q1 |
| 50606 | Isolated | Q1 |
| 50607 | Isolated | Q3 |
| 50608 | Urban | Q1 |
| 50609 | Isolated | Q1 |
| 50611 | Isolated | Q1 |
| 50612 | Urban | Q1 |
| 50613 | Urban | Q2 |
| 50614 | Urban | Q2 |
| 50616 | Small Rural | Q3 |
| 50619 | Small Rural | Q1 |
| 50620 | Small Rural | Q3 |
| 50621 | Isolated | Q1 |
| 50622 | Urban | Q1 |
| 50623 | Urban | Q4 |
| 50624 | Urban | Q1 |
| 50625 | Isolated | Q3 |
| 50626 | Urban | Q1 |
| 50627 | Isolated | Q1 |
| 50628 | Isolated | Q2 |
| 50629 | Urban | Q1 |
| 50630 | Isolated | Q1 |
| 50631 | Small Rural | Q1 |
| 50632 | Large Rural | Q1 |
| 50633 | Isolated | Q1 |
| 50634 | Urban | Q1 |
| 50635 | Large Rural | Q1 |
| 50636 | Isolated | Q1 |
| 50638 | Isolated | Q1 |
| 50641 | Urban | Q3 |
| 50642 | Urban | Q1 |
| 50643 | Urban | Q1 |
| 50644 | Small Rural | Q1 |
| 50645 | Isolated | Q1 |
| 50647 | Urban | Q1 |
| 50648 | Urban | Q1 |
| 50649 | Urban | Q1 |

Appendix D. List of 5-Digit Zip Codes and Mapping to Urban and Socioeconomic Status Categories

| 5-Digit Zip Code | Rural/Urban Categorization | SES Quartile |
|------------------|----------------------------|--------------|
| 50650 | Isolated | Q1 |
| 50651 | Urban | Q1 |
| 50652 | Urban | Q2 |
| 50653 | Large Rural | Q1 |
| 50654 | Isolated | Q1 |
| 50655 | Isolated | Q1 |
| 50657 | Urban | Q1 |
| 50658 | Isolated | Q1 |
| 50659 | Small Rural | Q2 |
| 50660 | Urban | Q1 |
| 50661 | Small Rural | Q2 |
| 50662 | Small Rural | Q2 |
| 50664 | Isolated | Q2 |
| 50665 | Urban | Q1 |
| 50666 | Isolated | Q1 |
| 50667 | Urban | Q1 |
| 50668 | Urban | Q1 |
| 50669 | Urban | Q1 |
| 50670 | Urban | Q1 |
| 50671 | Isolated | Q1 |
| 50672 | Isolated | Q1 |
| 50673 | Urban | Q1 |
| 50674 | Isolated | Q1 |
| 50675 | Urban | Q1 |
| 50676 | Small Rural | Q1 |
| 50677 | Small Rural | Q1 |
| 50680 | Urban | Q1 |
| 50681 | Isolated | Q1 |
| 50682 | Isolated | Q1 |
| 50701 | Urban | Q2 |
| 50702 | Urban | Q3 |
| 50703 | Urban | Q4 |
| 50704 | Urban | Q4 |
| 50707 | Urban | Q2 |
| 50801 | Small Rural | Q2 |
| 50830 | Small Rural | Q2 |
| 50831 | Small Rural | Q2 |
| 50833 | Isolated | Q2 |
| 50835 | Isolated | Q1 |
| 50836 | Isolated | Q2 |
| 50837 | Isolated | Q1 |
| 50839 | Isolated | Q1 |
| 50840 | Isolated | Q1 |
| 50841 | Isolated | Q1 |

Appendix D. List of 5-Digit Zip Codes and Mapping to Urban and Socioeconomic Status Categories

| 5-Digit Zip Code | Rural/Urban Categorization | SES Quartile |
|------------------|----------------------------|--------------|
| 50842 | Small Rural | Q1 |
| 50843 | Isolated | Q2 |
| 50845 | Isolated | Q1 |
| 50846 | Isolated | Q1 |
| 50847 | Isolated | Q2 |
| 50848 | Small Rural | Q1 |
| 50849 | Isolated | Q1 |
| 50851 | Isolated | Q3 |
| 50853 | Isolated | Q1 |
| 50854 | Isolated | Q2 |
| 50857 | Isolated | Q2 |
| 50858 | Isolated | Q1 |
| 50859 | Isolated | Q1 |
| 50860 | Isolated | Q2 |
| 50861 | Small Rural | Q1 |
| 50862 | Isolated | Q1 |
| 50863 | Isolated | Q1 |
| 50864 | Isolated | Q2 |
| 50936 | Urban | Q4 |
| 50940 | Urban | Q4 |
| 50947 | Urban | Q4 |
| 50950 | Urban | Q4 |
| 50980 | Urban | Q4 |
| 50981 | Urban | Q4 |
| 50982 | Urban | Q4 |
| 50983 | Urban | Q4 |
| 51001 | Urban | Q2 |
| 51002 | Large Rural | Q2 |
| 51003 | Small Rural | Q1 |
| 51004 | Isolated | Q2 |
| 51005 | Isolated | Q1 |
| 51006 | Isolated | Q2 |
| 51007 | Urban | Q1 |
| 51008 | Urban | Q1 |
| 51009 | Isolated | Q1 |
| 51010 | Isolated | Q2 |
| 51011 | Isolated | Q1 |
| 51012 | Small Rural | Q2 |
| 51014 | Isolated | Q1 |
| 51015 | Urban | Q1 |
| 51016 | Isolated | Q1 |
| 51018 | Isolated | Q1 |
| 51019 | Isolated | Q1 |
| 51020 | Isolated | Q2 |

Appendix D. List of 5-Digit Zip Codes and Mapping to Urban and Socioeconomic Status Categories

| 5-Digit Zip Code | Rural/Urban Categorization | SES Quartile |
|------------------|----------------------------|--------------|
| 51022 | Small Rural | Q1 |
| 51023 | Isolated | Q2 |
| 51024 | Urban | Q1 |
| 51025 | Isolated | Q1 |
| 51026 | Urban | Q1 |
| 51027 | Small Rural | Q1 |
| 51028 | Urban | Q1 |
| 51029 | Isolated | Q1 |
| 51030 | Urban | Q1 |
| 51031 | Small Rural | Q1 |
| 51033 | Isolated | Q1 |
| 51034 | Isolated | Q2 |
| 51035 | Isolated | Q1 |
| 51036 | Small Rural | Q1 |
| 51037 | Isolated | Q1 |
| 51038 | Urban | Q1 |
| 51039 | Urban | Q1 |
| 51040 | Small Rural | Q2 |
| 51041 | Small Rural | Q1 |
| 51044 | Urban | Q3 |
| 51045 | Small Rural | Q1 |
| 51046 | Isolated | Q1 |
| 51047 | Isolated | Q1 |
| 51048 | Isolated | Q1 |
| 51049 | Isolated | Q2 |
| 51050 | Isolated | Q1 |
| 51051 | Isolated | Q3 |
| 51052 | Urban | Q1 |
| 51053 | Isolated | Q1 |
| 51054 | Urban | Q2 |
| 51055 | Urban | Q1 |
| 51056 | Urban | Q1 |
| 51058 | Isolated | Q1 |
| 51060 | Isolated | Q2 |
| 51061 | Isolated | Q1 |
| 51062 | Urban | Q2 |
| 51063 | Isolated | Q1 |
| 51101 | Urban | Q4 |
| 51102 | Urban | Q4 |
| 51103 | Urban | Q4 |
| 51104 | Urban | Q2 |
| 51105 | Urban | Q4 |
| 51106 | Urban | Q2 |
| 51108 | Urban | Q2 |

Appendix D. List of 5-Digit Zip Codes and Mapping to Urban and Socioeconomic Status Categories

| 5-Digit Zip Code | Rural/Urban Categorization | SES Quartile |
|------------------|----------------------------|--------------|
| 51109 | Urban | Q2 |
| 51111 | Urban | Q2 |
| 51201 | Small Rural | Q1 |
| 51230 | Isolated | Q1 |
| 51231 | Isolated | Q1 |
| 51232 | Isolated | Q1 |
| 51234 | Isolated | Q1 |
| 51235 | Isolated | Q1 |
| 51237 | Isolated | Q2 |
| 51238 | Isolated | Q1 |
| 51239 | Isolated | Q1 |
| 51240 | Isolated | Q1 |
| 51241 | Isolated | Q1 |
| 51242 | Isolated | Q1 |
| 51243 | Isolated | Q2 |
| 51244 | Isolated | Q1 |
| 51245 | Isolated | Q2 |
| 51246 | Isolated | Q1 |
| 51247 | Small Rural | Q2 |
| 51248 | Isolated | Q1 |
| 51249 | Small Rural | Q2 |
| 51250 | Small Rural | Q1 |
| 51301 | Large Rural | Q2 |
| 51331 | Large Rural | Q2 |
| 51333 | Large Rural | Q2 |
| 51334 | Small Rural | Q2 |
| 51338 | Isolated | Q1 |
| 51340 | Large Rural | Q2 |
| 51341 | Large Rural | Q3 |
| 51342 | Small Rural | Q1 |
| 51343 | Large Rural | Q1 |
| 51345 | Isolated | Q2 |
| 51346 | Isolated | Q1 |
| 51347 | Large Rural | Q1 |
| 51350 | Isolated | Q1 |
| 51351 | Large Rural | Q1 |
| 51354 | Isolated | Q1 |
| 51355 | Large Rural | Q1 |
| 51357 | Isolated | Q2 |
| 51358 | Isolated | Q2 |
| 51360 | Large Rural | Q1 |
| 51363 | Large Rural | Q1 |
| 51364 | Large Rural | Q1 |
| 51365 | Small Rural | Q1 |

Appendix D. List of 5-Digit Zip Codes and Mapping to Urban and Socioeconomic Status Categories

| 5-Digit Zip Code | Rural/Urban Categorization | SES Quartile |
|------------------|----------------------------|--------------|
| 51366 | Large Rural | Q2 |
| 51401 | Small Rural | Q2 |
| 51430 | Isolated | Q1 |
| 51431 | Isolated | Q1 |
| 51432 | Isolated | Q1 |
| 51433 | Isolated | Q1 |
| 51436 | Isolated | Q1 |
| 51439 | Small Rural | Q1 |
| 51440 | Isolated | Q1 |
| 51441 | Small Rural | Q3 |
| 51442 | Small Rural | Q3 |
| 51443 | Small Rural | Q1 |
| 51444 | Isolated | Q1 |
| 51445 | Isolated | Q2 |
| 51446 | Isolated | Q2 |
| 51447 | Isolated | Q1 |
| 51448 | Small Rural | Q1 |
| 51449 | Isolated | Q2 |
| 51450 | Isolated | Q1 |
| 51451 | Small Rural | Q2 |
| 51452 | Small Rural | Q2 |
| 51453 | Isolated | Q1 |
| 51454 | Small Rural | Q2 |
| 51455 | Isolated | Q1 |
| 51458 | Isolated | Q1 |
| 51459 | Small Rural | Q1 |
| 51460 | Isolated | Q1 |
| 51461 | Small Rural | Q1 |
| 51462 | Isolated | Q2 |
| 51463 | Isolated | Q2 |
| 51465 | Small Rural | Q2 |
| 51466 | Isolated | Q1 |
| 51467 | Small Rural | Q1 |
| 51501 | Urban | Q3 |
| 51502 | Urban | Q3 |
| 51503 | Urban | Q2 |
| 51510 | Urban | Q2 |
| 51520 | Small Rural | Q1 |
| 51521 | Urban | Q1 |
| 51523 | Isolated | Q1 |
| 51525 | Urban | Q1 |
| 51526 | Urban | Q1 |
| 51527 | Isolated | Q1 |
| 51528 | Small Rural | Q3 |

Appendix D. List of 5-Digit Zip Codes and Mapping to Urban and Socioeconomic Status Categories

| 5-Digit Zip Code | Rural/Urban Categorization | SES Quartile |
|------------------|----------------------------|--------------|
| 51529 | Isolated | Q2 |
| 51530 | Isolated | Q1 |
| 51531 | Isolated | Q1 |
| 51532 | Isolated | Q1 |
| 51533 | Urban | Q1 |
| 51534 | Urban | Q1 |
| 51535 | Isolated | Q2 |
| 51536 | Urban | Q1 |
| 51537 | Small Rural | Q2 |
| 51540 | Urban | Q1 |
| 51541 | Urban | Q1 |
| 51542 | Urban | Q1 |
| 51543 | Isolated | Q1 |
| 51544 | Isolated | Q2 |
| 51545 | Isolated | Q3 |
| 51546 | Urban | Q1 |
| 51548 | Urban | Q1 |
| 51549 | Urban | Q1 |
| 51550 | Urban | Q1 |
| 51551 | Urban | Q1 |
| 51552 | Small Rural | Q1 |
| 51553 | Urban | Q1 |
| 51554 | Urban | Q1 |
| 51555 | Urban | Q2 |
| 51556 | Urban | Q2 |
| 51557 | Urban | Q2 |
| 51558 | Isolated | Q1 |
| 51559 | Urban | Q1 |
| 51560 | Urban | Q1 |
| 51561 | Urban | Q1 |
| 51562 | Isolated | Q1 |
| 51563 | Urban | Q1 |
| 51564 | Isolated | Q2 |
| 51565 | Isolated | Q1 |
| 51566 | Small Rural | Q3 |
| 51570 | Isolated | Q2 |
| 51571 | Urban | Q1 |
| 51572 | Isolated | Q1 |
| 51573 | Isolated | Q1 |
| 51575 | Urban | Q1 |
| 51576 | Urban | Q1 |
| 51577 | Urban | Q1 |
| 51578 | Isolated | Q1 |
| 51579 | Urban | Q2 |

Appendix D. List of 5-Digit Zip Codes and Mapping to Urban and Socioeconomic Status Categories

| 5-Digit Zip Code | Rural/Urban Categorization | SES Quartile |
|------------------|----------------------------|--------------|
| 51591 | Small Rural | Q3 |
| 51593 | Small Rural | Q2 |
| 51601 | Small Rural | Q3 |
| 51603 | Small Rural | Q3 |
| 51630 | Small Rural | Q1 |
| 51631 | Small Rural | Q1 |
| 51632 | Small Rural | Q2 |
| 51636 | Small Rural | Q2 |
| 51637 | Small Rural | Q2 |
| 51638 | Isolated | Q1 |
| 51639 | Isolated | Q1 |
| 51640 | Urban | Q2 |
| 51645 | Isolated | Q1 |
| 51646 | Small Rural | Q1 |
| 51647 | Small Rural | Q2 |
| 51648 | Urban | Q1 |
| 51649 | Isolated | Q1 |
| 51650 | Isolated | Q2 |
| 51651 | Small Rural | Q2 |
| 51652 | Urban | Q2 |
| 51653 | Urban | Q2 |
| 51654 | Urban | Q1 |
| 51656 | Small Rural | Q1 |
| 52001 | Urban | Q3 |
| 52002 | Urban | Q1 |
| 52003 | Urban | Q1 |
| 52004 | Urban | Q3 |
| 52030 | Urban | Q3 |
| 52031 | Urban | Q1 |
| 52032 | Urban | Q1 |
| 52033 | Isolated | Q1 |
| 52035 | Isolated | Q1 |
| 52036 | Small Rural | Q2 |
| 52037 | Isolated | Q1 |
| 52038 | Small Rural | Q1 |
| 52039 | Urban | Q1 |
| 52040 | Small Rural | Q1 |
| 52041 | Isolated | Q1 |
| 52042 | Small Rural | Q1 |
| 52043 | Isolated | Q1 |
| 52044 | Urban | Q3 |
| 52045 | Urban | Q1 |
| 52046 | Urban | Q1 |
| 52047 | Isolated | Q2 |

Appendix D. List of 5-Digit Zip Codes and Mapping to Urban and Socioeconomic Status Categories

| 5-Digit Zip Code | Rural/Urban Categorization | SES Quartile |
|------------------|----------------------------|--------------|
| 52048 | Urban | Q2 |
| 52049 | Isolated | Q2 |
| 52050 | Isolated | Q2 |
| 52052 | Isolated | Q1 |
| 52053 | Urban | Q1 |
| 52054 | Urban | Q1 |
| 52056 | Isolated | Q1 |
| 52057 | Small Rural | Q2 |
| 52060 | Small Rural | Q2 |
| 52064 | Isolated | Q1 |
| 52065 | Isolated | Q1 |
| 52066 | Urban | Q2 |
| 52068 | Urban | Q1 |
| 52069 | Isolated | Q2 |
| 52070 | Isolated | Q1 |
| 52071 | Urban | Q1 |
| 52072 | Isolated | Q1 |
| 52073 | Urban | Q1 |
| 52074 | Isolated | Q1 |
| 52075 | Urban | Q1 |
| 52076 | Isolated | Q1 |
| 52077 | Isolated | Q1 |
| 52078 | Isolated | Q1 |
| 52079 | Small Rural | Q1 |
| 52099 | Urban | Q3 |
| 52101 | Small Rural | Q1 |
| 52132 | Small Rural | Q2 |
| 52133 | Small Rural | Q1 |
| 52134 | Isolated | Q2 |
| 52135 | Isolated | Q1 |
| 52136 | Small Rural | Q1 |
| 52140 | Isolated | Q1 |
| 52141 | Isolated | Q2 |
| 52142 | Isolated | Q2 |
| 52144 | Small Rural | Q1 |
| 52146 | Isolated | Q1 |
| 52147 | Isolated | Q2 |
| 52149 | Small Rural | Q1 |
| 52151 | Isolated | Q1 |
| 52154 | Isolated | Q1 |
| 52155 | Isolated | Q2 |
| 52156 | Isolated | Q2 |
| 52157 | Isolated | Q2 |
| 52158 | Isolated | Q3 |

Appendix D. List of 5-Digit Zip Codes and Mapping to Urban and Socioeconomic Status Categories

| 5-Digit Zip Code | Rural/Urban Categorization | SES Quartile |
|------------------|----------------------------|--------------|
| 52159 | Isolated | Q1 |
| 52160 | Isolated | Q1 |
| 52161 | Small Rural | Q1 |
| 52162 | Isolated | Q3 |
| 52163 | Isolated | Q1 |
| 52164 | Isolated | Q1 |
| 52165 | Small Rural | Q1 |
| 52166 | Isolated | Q1 |
| 52168 | Small Rural | Q2 |
| 52169 | Isolated | Q2 |
| 52170 | Isolated | Q1 |
| 52171 | Isolated | Q1 |
| 52172 | Small Rural | Q2 |
| 52175 | Isolated | Q2 |
| 52201 | Small Rural | Q1 |
| 52202 | Urban | Q1 |
| 52203 | Urban | Q1 |
| 52204 | Urban | Q1 |
| 52205 | Urban | Q2 |
| 52206 | Urban | Q1 |
| 52207 | Small Rural | Q1 |
| 52208 | Isolated | Q2 |
| 52209 | Urban | Q2 |
| 52210 | Urban | Q1 |
| 52211 | Isolated | Q1 |
| 52212 | Isolated | Q2 |
| 52213 | Urban | Q1 |
| 52214 | Urban | Q1 |
| 52215 | Large Rural | Q1 |
| 52216 | Isolated | Q1 |
| 52217 | Urban | Q1 |
| 52218 | Urban | Q2 |
| 52219 | Urban | Q2 |
| 52220 | Urban | Q1 |
| 52221 | Isolated | Q1 |
| 52222 | Isolated | Q1 |
| 52223 | Isolated | Q1 |
| 52224 | Urban | Q1 |
| 52225 | Large Rural | Q1 |
| 52227 | Urban | Q1 |
| 52228 | Urban | Q1 |
| 52229 | Urban | Q1 |
| 52231 | Isolated | Q1 |
| 52232 | Isolated | Q1 |

Appendix D. List of 5-Digit Zip Codes and Mapping to Urban and Socioeconomic Status Categories

| 5-Digit Zip Code | Rural/Urban Categorization | SES Quartile |
|------------------|----------------------------|--------------|
| 52233 | Urban | Q2 |
| 52235 | Urban | Q3 |
| 52236 | Urban | Q1 |
| 52237 | Isolated | Q2 |
| 52240 | Urban | Q3 |
| 52241 | Urban | Q2 |
| 52242 | Urban | Q1 |
| 52243 | Urban | Q2 |
| 52244 | Urban | Q3 |
| 52245 | Urban | Q2 |
| 52246 | Urban | Q3 |
| 52247 | Urban | Q2 |
| 52248 | Isolated | Q1 |
| 52249 | Urban | Q1 |
| 52251 | Isolated | Q1 |
| 52252 | Small Rural | Q1 |
| 52253 | Urban | Q1 |
| 52254 | Isolated | Q3 |
| 52255 | Isolated | Q1 |
| 52257 | Urban | Q1 |
| 52301 | Isolated | Q2 |
| 52302 | Urban | Q1 |
| 52305 | Urban | Q1 |
| 52306 | Urban | Q1 |
| 52307 | Urban | Q1 |
| 52308 | Isolated | Q3 |
| 52309 | Small Rural | Q2 |
| 52310 | Small Rural | Q1 |
| 52312 | Urban | Q3 |
| 52313 | Urban | Q1 |
| 52314 | Urban | Q1 |
| 52315 | Urban | Q1 |
| 52316 | Isolated | Q2 |
| 52317 | Urban | Q1 |
| 52318 | Urban | Q1 |
| 52320 | Urban | Q2 |
| 52321 | Isolated | Q1 |
| 52322 | Urban | Q1 |
| 52323 | Isolated | Q2 |
| 52324 | Urban | Q1 |
| 52325 | Urban | Q1 |
| 52326 | Urban | Q1 |
| 52327 | Urban | Q1 |
| 52328 | Urban | Q1 |

Appendix D. List of 5-Digit Zip Codes and Mapping to Urban and Socioeconomic Status Categories

| 5-Digit Zip Code | Rural/Urban Categorization | SES Quartile |
|------------------|----------------------------|--------------|
| 52329 | Urban | Q1 |
| 52330 | Isolated | Q2 |
| 52332 | Urban | Q1 |
| 52333 | Urban | Q1 |
| 52334 | Urban | Q1 |
| 52335 | Isolated | Q1 |
| 52336 | Urban | Q1 |
| 52337 | Urban | Q2 |
| 52338 | Urban | Q1 |
| 52339 | Small Rural | Q3 |
| 52340 | Urban | Q1 |
| 52341 | Urban | Q1 |
| 52342 | Small Rural | Q2 |
| 52344 | Urban | Q2 |
| 52345 | Urban | Q1 |
| 52346 | Urban | Q1 |
| 52347 | Isolated | Q1 |
| 52348 | Large Rural | Q1 |
| 52349 | Small Rural | Q2 |
| 52351 | Urban | Q1 |
| 52352 | Urban | Q1 |
| 52353 | Small Rural | Q2 |
| 52354 | Urban | Q1 |
| 52355 | Isolated | Q1 |
| 52356 | Isolated | Q1 |
| 52358 | Urban | Q1 |
| 52359 | Isolated | Q1 |
| 52361 | Urban | Q1 |
| 52362 | Isolated | Q1 |
| 52401 | Urban | Q4 |
| 52402 | Urban | Q2 |
| 52403 | Urban | Q2 |
| 52404 | Urban | Q3 |
| 52405 | Urban | Q1 |
| 52406 | Urban | Q4 |
| 52407 | Urban | Q4 |
| 52408 | Urban | Q3 |
| 52409 | Urban | Q3 |
| 52410 | Urban | Q2 |
| 52411 | Urban | Q1 |
| 52497 | Urban | Q3 |
| 52498 | Urban | Q2 |
| 52499 | Urban | Q2 |
| 52501 | Large Rural | Q3 |

Appendix D. List of 5-Digit Zip Codes and Mapping to Urban and Socioeconomic Status Categories

| 5-Digit Zip Code | Rural/Urban Categorization | SES Quartile |
|------------------|----------------------------|--------------|
| 52530 | Large Rural | Q1 |
| 52531 | Small Rural | Q2 |
| 52533 | Large Rural | Q1 |
| 52534 | Large Rural | Q3 |
| 52535 | Isolated | Q1 |
| 52536 | Large Rural | Q1 |
| 52537 | Large Rural | Q2 |
| 52540 | Isolated | Q1 |
| 52542 | Isolated | Q2 |
| 52543 | Large Rural | Q1 |
| 52544 | Small Rural | Q2 |
| 52548 | Large Rural | Q3 |
| 52549 | Small Rural | Q2 |
| 52550 | Isolated | Q2 |
| 52551 | Isolated | Q1 |
| 52552 | Large Rural | Q2 |
| 52553 | Large Rural | Q1 |
| 52554 | Large Rural | Q2 |
| 52555 | Small Rural | Q1 |
| 52556 | Large Rural | Q2 |
| 52557 | Large Rural | Q1 |
| 52560 | Isolated | Q3 |
| 52561 | Large Rural | Q2 |
| 52562 | Isolated | Q2 |
| 52563 | Large Rural | Q3 |
| 52565 | Isolated | Q2 |
| 52566 | Large Rural | Q1 |
| 52567 | Large Rural | Q2 |
| 52568 | Large Rural | Q3 |
| 52569 | Small Rural | Q2 |
| 52570 | Isolated | Q3 |
| 52571 | Small Rural | Q1 |
| 52572 | Small Rural | Q3 |
| 52573 | Isolated | Q1 |
| 52574 | Small Rural | Q2 |
| 52576 | Large Rural | Q1 |
| 52577 | Large Rural | Q2 |
| 52580 | Large Rural | Q1 |
| 52581 | Small Rural | Q1 |
| 52583 | Isolated | Q1 |
| 52584 | Isolated | Q3 |
| 52585 | Large Rural | Q1 |
| 52586 | Large Rural | Q2 |
| 52588 | Isolated | Q1 |

Appendix D. List of 5-Digit Zip Codes and Mapping to Urban and Socioeconomic Status Categories

| 5-Digit Zip Code | Rural/Urban Categorization | SES Quartile |
|------------------|----------------------------|--------------|
| 52590 | Isolated | Q3 |
| 52591 | Isolated | Q2 |
| 52593 | Small Rural | Q2 |
| 52594 | Small Rural | Q2 |
| 52595 | Large Rural | Q3 |
| 52601 | Large Rural | Q3 |
| 52619 | Large Rural | Q2 |
| 52620 | Isolated | Q3 |
| 52621 | Small Rural | Q1 |
| 52623 | Large Rural | Q1 |
| 52624 | Large Rural | Q2 |
| 52625 | Large Rural | Q1 |
| 52626 | Isolated | Q2 |
| 52627 | Large Rural | Q2 |
| 52630 | Isolated | Q2 |
| 52631 | Isolated | Q2 |
| 52632 | Large Rural | Q3 |
| 52635 | Large Rural | Q2 |
| 52637 | Large Rural | Q1 |
| 52638 | Large Rural | Q1 |
| 52639 | Large Rural | Q2 |
| 52640 | Isolated | Q1 |
| 52641 | Small Rural | Q2 |
| 52642 | Small Rural | Q2 |
| 52644 | Small Rural | Q1 |
| 52645 | Small Rural | Q1 |
| 52646 | Isolated | Q1 |
| 52647 | Small Rural | Q1 |
| 52648 | Isolated | Q1 |
| 52649 | Small Rural | Q2 |
| 52650 | Large Rural | Q1 |
| 52651 | Isolated | Q2 |
| 52652 | Small Rural | Q2 |
| 52653 | Isolated | Q2 |
| 52654 | Small Rural | Q2 |
| 52655 | Large Rural | Q2 |
| 52656 | Isolated | Q1 |
| 52657 | Isolated | Q1 |
| 52658 | Large Rural | Q1 |
| 52659 | Small Rural | Q2 |
| 52660 | Large Rural | Q1 |
| 52701 | Large Rural | Q1 |
| 52720 | Large Rural | Q1 |
| 52721 | Isolated | Q1 |

Appendix D. List of 5-Digit Zip Codes and Mapping to Urban and Socioeconomic Status Categories

| 5-Digit Zip Code | Rural/Urban Categorization | SES Quartile |
|------------------|----------------------------|--------------|
| 52722 | Urban | Q1 |
| 52726 | Urban | Q1 |
| 52727 | Large Rural | Q1 |
| 52728 | Urban | Q2 |
| 52729 | Isolated | Q1 |
| 52730 | Large Rural | Q2 |
| 52731 | Large Rural | Q1 |
| 52732 | Large Rural | Q3 |
| 52733 | Large Rural | Q3 |
| 52734 | Large Rural | Q3 |
| 52736 | Large Rural | Q3 |
| 52737 | Isolated | Q1 |
| 52738 | Isolated | Q3 |
| 52739 | Large Rural | Q3 |
| 52742 | Small Rural | Q1 |
| 52745 | Urban | Q1 |
| 52746 | Urban | Q1 |
| 52747 | Isolated | Q1 |
| 52748 | Urban | Q1 |
| 52749 | Large Rural | Q1 |
| 52750 | Large Rural | Q1 |
| 52751 | Isolated | Q1 |
| 52752 | Large Rural | Q2 |
| 52753 | Urban | Q1 |
| 52754 | Large Rural | Q2 |
| 52755 | Urban | Q2 |
| 52756 | Urban | Q1 |
| 52757 | Small Rural | Q2 |
| 52758 | Urban | Q2 |
| 52759 | Large Rural | Q2 |
| 52760 | Large Rural | Q1 |
| 52761 | Large Rural | Q2 |
| 52765 | Urban | Q1 |
| 52766 | Small Rural | Q1 |
| 52767 | Urban | Q1 |
| 52768 | Urban | Q1 |
| 52769 | Large Rural | Q2 |
| 52771 | Large Rural | Q3 |
| 52772 | Small Rural | Q1 |
| 52773 | Urban | Q1 |
| 52774 | Isolated | Q1 |
| 52776 | Small Rural | Q2 |
| 52777 | Isolated | Q1 |
| 52778 | Large Rural | Q1 |

Appendix D. List of 5-Digit Zip Codes and Mapping to Urban and Socioeconomic Status Categories

| 5-Digit Zip Code | Rural/Urban Categorization | SES Quartile |
|------------------|----------------------------|--------------|
| 52801 | Urban | Q3 |
| 52802 | Urban | Q4 |
| 52803 | Urban | Q3 |
| 52804 | Urban | Q2 |
| 52805 | Urban | Q4 |
| 52806 | Urban | Q3 |
| 52807 | Urban | Q2 |
| 52808 | Urban | Q4 |
| 52809 | Urban | Q3 |
| 53001 | Urban | Q1 |
| 53002 | Urban | Q1 |
| 53003 | Urban | Q1 |
| 53004 | Urban | Q1 |
| 53005 | Urban | Q1 |
| 53006 | Isolated | Q2 |
| 53007 | Urban | Q2 |
| 53008 | Urban | Q1 |
| 53010 | Urban | Q1 |
| 53011 | Urban | Q1 |
| 53012 | Urban | Q1 |
| 53013 | Urban | Q1 |
| 53014 | Small Rural | Q2 |
| 53015 | Urban | Q1 |
| 53016 | Small Rural | Q1 |
| 53017 | Urban | Q1 |
| 53018 | Urban | Q1 |
| 53019 | Urban | Q1 |
| 53020 | Urban | Q1 |
| 53021 | Urban | Q1 |
| 53022 | Urban | Q1 |
| 53023 | Urban | Q1 |
| 53024 | Urban | Q1 |
| 53026 | Urban | Q1 |
| 53027 | Urban | Q1 |
| 53029 | Urban | Q1 |
| 53031 | Urban | Q1 |
| 53032 | Small Rural | Q2 |
| 53033 | Urban | Q1 |
| 53034 | Urban | Q2 |
| 53035 | Urban | Q1 |
| 53036 | Urban | Q1 |
| 53037 | Urban | Q1 |
| 53038 | Urban | Q1 |
| 53039 | Small Rural | Q2 |

Appendix D. List of 5-Digit Zip Codes and Mapping to Urban and Socioeconomic Status Categories

| 5-Digit Zip Code | Rural/Urban Categorization | SES Quartile |
|------------------|----------------------------|--------------|
| 53040 | Urban | Q1 |
| 53042 | Small Rural | Q1 |
| 53044 | Urban | Q1 |
| 53045 | Urban | Q1 |
| 53046 | Urban | Q1 |
| 53047 | Urban | Q1 |
| 53048 | Isolated | Q2 |
| 53049 | Urban | Q1 |
| 53050 | Small Rural | Q2 |
| 53051 | Urban | Q1 |
| 53052 | Urban | Q1 |
| 53056 | Urban | Q1 |
| 53057 | Urban | Q1 |
| 53058 | Urban | Q1 |
| 53059 | Urban | Q1 |
| 53060 | Urban | Q1 |
| 53061 | Small Rural | Q2 |
| 53062 | Small Rural | Q2 |
| 53063 | Urban | Q1 |
| 53064 | Urban | Q1 |
| 53065 | Urban | Q1 |
| 53066 | Urban | Q1 |
| 53069 | Urban | Q1 |
| 53070 | Urban | Q1 |
| 53072 | Urban | Q1 |
| 53073 | Urban | Q1 |
| 53074 | Urban | Q1 |
| 53075 | Urban | Q1 |
| 53076 | Urban | Q1 |
| 53078 | Urban | Q1 |
| 53079 | Urban | Q1 |
| 53080 | Urban | Q1 |
| 53081 | Urban | Q3 |
| 53082 | Urban | Q3 |
| 53083 | Urban | Q1 |
| 53085 | Urban | Q1 |
| 53086 | Urban | Q1 |
| 53088 | Urban | Q2 |
| 53089 | Urban | Q1 |
| 53090 | Urban | Q1 |
| 53091 | Isolated | Q1 |
| 53092 | Urban | Q1 |
| 53093 | Urban | Q1 |
| 53094 | Large Rural | Q2 |

Appendix D. List of 5-Digit Zip Codes and Mapping to Urban and Socioeconomic Status Categories

| 5-Digit Zip Code | Rural/Urban Categorization | SES Quartile |
|------------------|----------------------------|--------------|
| 53095 | Urban | Q1 |
| 53097 | Urban | Q1 |
| 53098 | Large Rural | Q2 |
| 53099 | Urban | Q1 |
| 53101 | Large Rural | Q1 |
| 53102 | Urban | Q2 |
| 53103 | Urban | Q1 |
| 53104 | Urban | Q1 |
| 53105 | Large Rural | Q1 |
| 53108 | Urban | Q1 |
| 53109 | Urban | Q2 |
| 53110 | Urban | Q3 |
| 53114 | Large Rural | Q2 |
| 53115 | Large Rural | Q2 |
| 53118 | Urban | Q1 |
| 53119 | Urban | Q1 |
| 53120 | Urban | Q2 |
| 53121 | Large Rural | Q2 |
| 53122 | Urban | Q1 |
| 53125 | Small Rural | Q1 |
| 53126 | Urban | Q1 |
| 53127 | Urban | Q1 |
| 53128 | Urban | Q2 |
| 53129 | Urban | Q1 |
| 53130 | Urban | Q1 |
| 53132 | Urban | Q1 |
| 53137 | Urban | Q1 |
| 53138 | Large Rural | Q1 |
| 53139 | Small Rural | Q1 |
| 53140 | Urban | Q4 |
| 53141 | Urban | Q4 |
| 53142 | Urban | Q2 |
| 53143 | Urban | Q4 |
| 53144 | Urban | Q3 |
| 53146 | Urban | Q1 |
| 53147 | Large Rural | Q2 |
| 53148 | Large Rural | Q1 |
| 53149 | Urban | Q1 |
| 53150 | Urban | Q1 |
| 53151 | Urban | Q1 |
| 53152 | Large Rural | Q1 |
| 53153 | Urban | Q1 |
| 53154 | Urban | Q1 |
| 53156 | Large Rural | Q1 |

Appendix D. List of 5-Digit Zip Codes and Mapping to Urban and Socioeconomic Status Categories

| 5-Digit Zip Code | Rural/Urban Categorization | SES Quartile |
|------------------|----------------------------|--------------|
| 53157 | Urban | Q2 |
| 53158 | Urban | Q1 |
| 53159 | Urban | Q2 |
| 53167 | Large Rural | Q1 |
| 53168 | Urban | Q1 |
| 53170 | Urban | Q2 |
| 53171 | Urban | Q3 |
| 53172 | Urban | Q3 |
| 53176 | Large Rural | Q2 |
| 53177 | Urban | Q2 |
| 53178 | Urban | Q1 |
| 53179 | Urban | Q2 |
| 53181 | Urban | Q2 |
| 53182 | Small Rural | Q2 |
| 53183 | Urban | Q1 |
| 53184 | Small Rural | Q3 |
| 53185 | Urban | Q1 |
| 53186 | Urban | Q3 |
| 53187 | Urban | Q3 |
| 53188 | Urban | Q2 |
| 53189 | Urban | Q1 |
| 53190 | Large Rural | Q3 |
| 53191 | Large Rural | Q1 |
| 53192 | Urban | Q1 |
| 53194 | Urban | Q1 |
| 53195 | Urban | Q3 |
| 53201 | Urban | Q4 |
| 53202 | Urban | Q2 |
| 53203 | Urban | Q2 |
| 53204 | Urban | Q4 |
| 53205 | Urban | Q4 |
| 53206 | Urban | Q4 |
| 53207 | Urban | Q3 |
| 53208 | Urban | Q4 |
| 53209 | Urban | Q4 |
| 53210 | Urban | Q4 |
| 53211 | Urban | Q2 |
| 53212 | Urban | Q4 |
| 53213 | Urban | Q1 |
| 53214 | Urban | Q3 |
| 53215 | Urban | Q4 |
| 53216 | Urban | Q4 |
| 53217 | Urban | Q1 |
| 53218 | Urban | Q4 |

Appendix D. List of 5-Digit Zip Codes and Mapping to Urban and Socioeconomic Status Categories

| 5-Digit Zip Code | Rural/Urban Categorization | SES Quartile |
|------------------|----------------------------|--------------|
| 53219 | Urban | Q3 |
| 53220 | Urban | Q3 |
| 53221 | Urban | Q3 |
| 53222 | Urban | Q2 |
| 53223 | Urban | Q3 |
| 53224 | Urban | Q4 |
| 53225 | Urban | Q4 |
| 53226 | Urban | Q1 |
| 53227 | Urban | Q2 |
| 53228 | Urban | Q2 |
| 53233 | Urban | Q4 |
| 53234 | Urban | Q4 |
| 53235 | Urban | Q3 |
| 53237 | Urban | Q3 |
| 53259 | Urban | Q2 |
| 53263 | Urban | Q2 |
| 53274 | Urban | Q3 |
| 53278 | Urban | Q2 |
| 53288 | Urban | Q2 |
| 53290 | Urban | Q2 |
| 53293 | Urban | Q2 |
| 53295 | Urban | Q2 |
| 53401 | Urban | Q4 |
| 53402 | Urban | Q2 |
| 53403 | Urban | Q4 |
| 53404 | Urban | Q4 |
| 53405 | Urban | Q3 |
| 53406 | Urban | Q2 |
| 53407 | Urban | Q4 |
| 53408 | Urban | Q2 |
| 53501 | Urban | Q1 |
| 53502 | Large Rural | Q2 |
| 53503 | Urban | Q1 |
| 53504 | Urban | Q1 |
| 53505 | Urban | Q1 |
| 53506 | Small Rural | Q2 |
| 53507 | Urban | Q1 |
| 53508 | Urban | Q1 |
| 53510 | Isolated | Q2 |
| 53511 | Urban | Q4 |
| 53512 | Urban | Q4 |
| 53515 | Urban | Q1 |
| 53516 | Urban | Q1 |
| 53517 | Urban | Q1 |

Appendix D. List of 5-Digit Zip Codes and Mapping to Urban and Socioeconomic Status Categories

| 5-Digit Zip Code | Rural/Urban Categorization | SES Quartile |
|------------------|----------------------------|--------------|
| 53518 | Small Rural | Q1 |
| 53520 | Small Rural | Q1 |
| 53521 | Urban | Q1 |
| 53522 | Large Rural | Q1 |
| 53523 | Urban | Q1 |
| 53525 | Isolated | Q2 |
| 53526 | Isolated | Q1 |
| 53527 | Urban | Q1 |
| 53528 | Urban | Q1 |
| 53529 | Urban | Q1 |
| 53530 | Isolated | Q2 |
| 53531 | Urban | Q1 |
| 53532 | Urban | Q1 |
| 53533 | Small Rural | Q1 |
| 53534 | Urban | Q2 |
| 53535 | Small Rural | Q1 |
| 53536 | Urban | Q1 |
| 53537 | Urban | Q3 |
| 53538 | Large Rural | Q2 |
| 53540 | Small Rural | Q1 |
| 53541 | Isolated | Q2 |
| 53542 | Urban | Q2 |
| 53543 | Small Rural | Q2 |
| 53544 | Urban | Q1 |
| 53545 | Urban | Q3 |
| 53546 | Urban | Q2 |
| 53547 | Urban | Q3 |
| 53548 | Urban | Q3 |
| 53549 | Large Rural | Q2 |
| 53550 | Large Rural | Q1 |
| 53551 | Small Rural | Q2 |
| 53553 | Isolated | Q2 |
| 53554 | Isolated | Q2 |
| 53555 | Urban | Q1 |
| 53556 | Small Rural | Q2 |
| 53557 | Urban | Q2 |
| 53558 | Urban | Q1 |
| 53559 | Urban | Q2 |
| 53560 | Urban | Q1 |
| 53561 | Urban | Q1 |
| 53562 | Urban | Q1 |
| 53563 | Urban | Q1 |
| 53565 | Isolated | Q1 |
| 53566 | Large Rural | Q2 |

Appendix D. List of 5-Digit Zip Codes and Mapping to Urban and Socioeconomic Status Categories

| 5-Digit Zip Code | Rural/Urban Categorization | SES Quartile |
|------------------|----------------------------|--------------|
| 53569 | Isolated | Q1 |
| 53570 | Urban | Q1 |
| 53571 | Urban | Q1 |
| 53572 | Urban | Q1 |
| 53573 | Isolated | Q2 |
| 53574 | Urban | Q1 |
| 53575 | Urban | Q1 |
| 53576 | Urban | Q2 |
| 53577 | Isolated | Q1 |
| 53578 | Urban | Q1 |
| 53579 | Urban | Q1 |
| 53580 | Isolated | Q1 |
| 53581 | Small Rural | Q2 |
| 53582 | Urban | Q2 |
| 53583 | Urban | Q1 |
| 53584 | Small Rural | Q2 |
| 53585 | Large Rural | Q3 |
| 53586 | Urban | Q2 |
| 53587 | Isolated | Q1 |
| 53588 | Isolated | Q1 |
| 53589 | Urban | Q1 |
| 53590 | Urban | Q2 |
| 53593 | Urban | Q1 |
| 53594 | Small Rural | Q1 |
| 53595 | Small Rural | Q1 |
| 53596 | Urban | Q2 |
| 53597 | Urban | Q1 |
| 53598 | Urban | Q2 |
| 53599 | Isolated | Q3 |
| 53701 | Urban | Q3 |
| 53702 | Urban | Q1 |
| 53703 | Urban | Q3 |
| 53704 | Urban | Q3 |
| 53705 | Urban | Q2 |
| 53706 | Urban | Q3 |
| 53707 | Urban | Q3 |
| 53708 | Urban | Q3 |
| 53711 | Urban | Q2 |
| 53713 | Urban | Q4 |
| 53714 | Urban | Q3 |
| 53715 | Urban | Q4 |
| 53716 | Urban | Q1 |
| 53717 | Urban | Q2 |
| 53718 | Urban | Q1 |

Appendix D. List of 5-Digit Zip Codes and Mapping to Urban and Socioeconomic Status Categories

| 5-Digit Zip Code | Rural/Urban Categorization | SES Quartile |
|------------------|----------------------------|--------------|
| 53719 | Urban | Q2 |
| 53725 | Urban | Q4 |
| 53726 | Urban | Q2 |
| 53744 | Urban | Q2 |
| 53774 | Urban | Q4 |
| 53777 | Urban | Q1 |
| 53782 | Urban | Q3 |
| 53783 | Urban | Q1 |
| 53784 | Urban | Q3 |
| 53785 | Urban | Q3 |
| 53786 | Urban | Q3 |
| 53788 | Urban | Q3 |
| 53789 | Urban | Q3 |
| 53790 | Urban | Q3 |
| 53791 | Urban | Q3 |
| 53792 | Urban | Missing |
| 53793 | Urban | Q3 |
| 53794 | Urban | Q3 |
| 53801 | Isolated | Q2 |
| 53802 | Isolated | Q1 |
| 53803 | Urban | Q1 |
| 53804 | Isolated | Q2 |
| 53805 | Small Rural | Q2 |
| 53806 | Isolated | Q2 |
| 53807 | Urban | Q1 |
| 53808 | Urban | Q1 |
| 53809 | Isolated | Q1 |
| 53810 | Isolated | Q1 |
| 53811 | Urban | Q2 |
| 53812 | Urban | Q1 |
| 53813 | Small Rural | Q2 |
| 53816 | Isolated | Q2 |
| 53817 | Isolated | Q1 |
| 53818 | Large Rural | Q3 |
| 53820 | Isolated | Q1 |
| 53821 | Small Rural | Q2 |
| 53824 | Urban | Q2 |
| 53825 | Isolated | Q3 |
| 53826 | Isolated | Q2 |
| 53827 | Isolated | Q2 |
| 53901 | Large Rural | Q2 |
| 53910 | Isolated | Q3 |
| 53911 | Urban | Q1 |
| 53913 | Large Rural | Q3 |

Appendix D. List of 5-Digit Zip Codes and Mapping to Urban and Socioeconomic Status Categories

| 5-Digit Zip Code | Rural/Urban Categorization | SES Quartile |
|------------------|----------------------------|--------------|
| 53916 | Large Rural | Q2 |
| 53919 | Isolated | Q1 |
| 53920 | Large Rural | Q1 |
| 53922 | Isolated | Q1 |
| 53923 | Isolated | Q2 |
| 53924 | Isolated | Q2 |
| 53925 | Urban | Q1 |
| 53926 | Isolated | Q3 |
| 53928 | Urban | Q2 |
| 53929 | Isolated | Q2 |
| 53930 | Large Rural | Q1 |
| 53931 | Isolated | Q1 |
| 53932 | Urban | Q2 |
| 53933 | Isolated | Q2 |
| 53934 | Isolated | Q2 |
| 53935 | Isolated | Q2 |
| 53936 | Isolated | Q2 |
| 53937 | Isolated | Q2 |
| 53939 | Isolated | Q2 |
| 53940 | Large Rural | Q2 |
| 53941 | Small Rural | Q2 |
| 53942 | Small Rural | Q2 |
| 53943 | Isolated | Q2 |
| 53944 | Small Rural | Q2 |
| 53946 | Isolated | Q2 |
| 53947 | Isolated | Q3 |
| 53948 | Small Rural | Q2 |
| 53949 | Isolated | Q2 |
| 53950 | Small Rural | Q2 |
| 53951 | Urban | Q2 |
| 53952 | Isolated | Q2 |
| 53953 | Large Rural | Q4 |
| 53954 | Urban | Q1 |
| 53955 | Urban | Q1 |
| 53956 | Isolated | Q2 |
| 53957 | Isolated | Q2 |
| 53958 | Small Rural | Q2 |
| 53959 | Small Rural | Q2 |
| 53960 | Urban | Q2 |
| 53961 | Small Rural | Q1 |
| 53962 | Isolated | Q2 |
| 53963 | Large Rural | Q2 |
| 53964 | Isolated | Q2 |
| 53965 | Large Rural | Q2 |

Appendix D. List of 5-Digit Zip Codes and Mapping to Urban and Socioeconomic Status Categories

| 5-Digit Zip Code | Rural/Urban Categorization | SES Quartile |
|------------------|----------------------------|--------------|
| 53968 | Isolated | Q2 |
| 53969 | Urban | Q2 |
| 54001 | Small Rural | Q1 |
| 54002 | Small Rural | Q2 |
| 54003 | Urban | Q1 |
| 54004 | Isolated | Q2 |
| 54005 | Isolated | Q1 |
| 54006 | Isolated | Q1 |
| 54007 | Urban | Q2 |
| 54009 | Isolated | Q1 |
| 54010 | Missing | Q2 |
| 54011 | Small Rural | Q1 |
| 54013 | Isolated | Q2 |
| 54014 | Large Rural | Q1 |
| 54015 | Urban | Q1 |
| 54016 | Urban | Q1 |
| 54017 | Urban | Q1 |
| 54020 | Small Rural | Q1 |
| 54021 | Urban | Q1 |
| 54022 | Urban | Q2 |
| 54023 | Urban | Q1 |
| 54024 | Isolated | Q1 |
| 54025 | Urban | Q2 |
| 54026 | Urban | Q1 |
| 54027 | Isolated | Q1 |
| 54028 | Small Rural | Q1 |
| 54082 | Urban | Q1 |
| 54101 | Urban | Q1 |
| 54102 | Isolated | Q2 |
| 54103 | Isolated | Q1 |
| 54104 | Isolated | Q1 |
| 54106 | Urban | Q1 |
| 54107 | Isolated | Q1 |
| 54110 | Small Rural | Q1 |
| 54111 | Urban | Q1 |
| 54112 | Isolated | Q1 |
| 54113 | Urban | Q1 |
| 54114 | Isolated | Q1 |
| 54115 | Urban | Q1 |
| 54119 | Isolated | Q2 |
| 54120 | Large Rural | Q1 |
| 54121 | Large Rural | Q1 |
| 54123 | Small Rural | Q1 |
| 54124 | Isolated | Q2 |

Appendix D. List of 5-Digit Zip Codes and Mapping to Urban and Socioeconomic Status Categories

| 5-Digit Zip Code | Rural/Urban Categorization | SES Quartile |
|------------------|----------------------------|--------------|
| 54125 | Isolated | Q2 |
| 54126 | Urban | Q2 |
| 54127 | Urban | Q1 |
| 54128 | Isolated | Q2 |
| 54129 | Urban | Q1 |
| 54130 | Urban | Q1 |
| 54131 | Urban | Q1 |
| 54135 | Isolated | Q4 |
| 54136 | Urban | Q2 |
| 54137 | Isolated | Q1 |
| 54138 | Isolated | Q1 |
| 54139 | Isolated | Q1 |
| 54140 | Urban | Q1 |
| 54141 | Urban | Q1 |
| 54143 | Large Rural | Q2 |
| 54149 | Isolated | Q1 |
| 54150 | Isolated | Q4 |
| 54151 | Large Rural | Q2 |
| 54152 | Urban | Q2 |
| 54153 | Small Rural | Q2 |
| 54154 | Small Rural | Q2 |
| 54155 | Urban | Q2 |
| 54156 | Isolated | Q2 |
| 54157 | Large Rural | Q3 |
| 54159 | Large Rural | Q1 |
| 54160 | Urban | Q1 |
| 54161 | Isolated | Q2 |
| 54162 | Urban | Q1 |
| 54165 | Urban | Q2 |
| 54166 | Large Rural | Q2 |
| 54169 | Urban | Q1 |
| 54170 | Urban | Q1 |
| 54171 | Urban | Q1 |
| 54173 | Urban | Q1 |
| 54174 | Isolated | Q2 |
| 54175 | Isolated | Q1 |
| 54177 | Isolated | Q2 |
| 54180 | Urban | Q1 |
| 54201 | Small Rural | Q2 |
| 54202 | Isolated | Q1 |
| 54204 | Small Rural | Q1 |
| 54205 | Urban | Q1 |
| 54207 | Large Rural | Q1 |
| 54208 | Urban | Q1 |

Appendix D. List of 5-Digit Zip Codes and Mapping to Urban and Socioeconomic Status Categories

| 5-Digit Zip Code | Rural/Urban Categorization | SES Quartile |
|------------------|----------------------------|--------------|
| 54209 | Isolated | Q1 |
| 54210 | Isolated | Q1 |
| 54211 | Isolated | Q1 |
| 54212 | Isolated | Q1 |
| 54213 | Small Rural | Q2 |
| 54214 | Large Rural | Q2 |
| 54215 | Large Rural | Q1 |
| 54216 | Small Rural | Q1 |
| 54217 | Urban | Q1 |
| 54220 | Large Rural | Q2 |
| 54221 | Large Rural | Q2 |
| 54226 | Small Rural | Q1 |
| 54227 | Large Rural | Q1 |
| 54228 | Large Rural | Q1 |
| 54229 | Urban | Q1 |
| 54230 | Large Rural | Q1 |
| 54232 | Large Rural | Q2 |
| 54234 | Isolated | Q1 |
| 54235 | Small Rural | Q1 |
| 54240 | Urban | Q1 |
| 54241 | Large Rural | Q2 |
| 54245 | Large Rural | Q1 |
| 54246 | Isolated | Q1 |
| 54247 | Large Rural | Q1 |
| 54301 | Urban | Q2 |
| 54302 | Urban | Q4 |
| 54303 | Urban | Q4 |
| 54304 | Urban | Q3 |
| 54305 | Urban | Q2 |
| 54306 | Urban | Q4 |
| 54307 | Urban | Q1 |
| 54308 | Urban | Q4 |
| 54311 | Urban | Q2 |
| 54313 | Urban | Q1 |
| 54324 | Urban | Q3 |
| 54344 | Urban | Q1 |
| 54401 | Urban | Q2 |
| 54402 | Urban | Q3 |
| 54403 | Urban | Q3 |
| 54404 | Large Rural | Q2 |
| 54405 | Small Rural | Q3 |
| 54406 | Large Rural | Q1 |
| 54407 | Large Rural | Q1 |
| 54408 | Urban | Q2 |

Appendix D. List of 5-Digit Zip Codes and Mapping to Urban and Socioeconomic Status Categories

| 5-Digit Zip Code | Rural/Urban Categorization | SES Quartile |
|------------------|----------------------------|--------------|
| 54409 | Small Rural | Q3 |
| 54410 | Large Rural | Q1 |
| 54411 | Urban | Q2 |
| 54412 | Large Rural | Q1 |
| 54413 | Large Rural | Q2 |
| 54414 | Urban | Q1 |
| 54415 | Large Rural | Q2 |
| 54416 | Isolated | Q3 |
| 54417 | Urban | Q1 |
| 54418 | Small Rural | Q1 |
| 54420 | Isolated | Q3 |
| 54421 | Small Rural | Q3 |
| 54422 | Isolated | Q3 |
| 54423 | Large Rural | Q1 |
| 54424 | Small Rural | Q1 |
| 54425 | Small Rural | Q2 |
| 54426 | Urban | Q1 |
| 54427 | Urban | Q1 |
| 54428 | Small Rural | Q2 |
| 54429 | Urban | Q1 |
| 54430 | Small Rural | Q1 |
| 54433 | Isolated | Q2 |
| 54435 | Large Rural | Q1 |
| 54436 | Isolated | Q3 |
| 54437 | Isolated | Q3 |
| 54440 | Urban | Q1 |
| 54441 | Large Rural | Q1 |
| 54442 | Large Rural | Q1 |
| 54443 | Large Rural | Q1 |
| 54446 | Isolated | Q3 |
| 54447 | Isolated | Q3 |
| 54448 | Urban | Q1 |
| 54449 | Large Rural | Q2 |
| 54450 | Isolated | Q4 |
| 54451 | Small Rural | Q2 |
| 54452 | Large Rural | Q2 |
| 54454 | Large Rural | Q2 |
| 54455 | Urban | Q1 |
| 54456 | Isolated | Q2 |
| 54457 | Large Rural | Q2 |
| 54458 | Large Rural | Q1 |
| 54459 | Isolated | Q3 |
| 54460 | Isolated | Q3 |
| 54462 | Small Rural | Q2 |

Appendix D. List of 5-Digit Zip Codes and Mapping to Urban and Socioeconomic Status Categories

| 5-Digit Zip Code | Rural/Urban Categorization | SES Quartile |
|------------------|----------------------------|--------------|
| 54463 | Small Rural | Q1 |
| 54464 | Small Rural | Q3 |
| 54465 | Small Rural | Q1 |
| 54466 | Large Rural | Q1 |
| 54467 | Large Rural | Q2 |
| 54469 | Large Rural | Q1 |
| 54470 | Isolated | Q2 |
| 54471 | Urban | Q1 |
| 54472 | Large Rural | Q2 |
| 54473 | Large Rural | Q1 |
| 54474 | Urban | Q1 |
| 54475 | Large Rural | Q1 |
| 54476 | Urban | Q2 |
| 54479 | Large Rural | Q2 |
| 54480 | Small Rural | Q2 |
| 54481 | Large Rural | Q3 |
| 54482 | Large Rural | Q1 |
| 54484 | Large Rural | Q1 |
| 54485 | Small Rural | Q2 |
| 54486 | Isolated | Q2 |
| 54487 | Small Rural | Q1 |
| 54488 | Isolated | Q2 |
| 54489 | Large Rural | Q1 |
| 54490 | Isolated | Q1 |
| 54491 | Small Rural | Q2 |
| 54492 | Large Rural | Q2 |
| 54493 | Isolated | Q1 |
| 54494 | Large Rural | Q1 |
| 54495 | Large Rural | Q3 |
| 54498 | Isolated | Q2 |
| 54499 | Urban | Q2 |
| 54501 | Small Rural | Q1 |
| 54511 | Isolated | Q1 |
| 54512 | Isolated | Q1 |
| 54513 | Isolated | Q1 |
| 54514 | Isolated | Q1 |
| 54515 | Isolated | Q1 |
| 54517 | Isolated | Q1 |
| 54519 | Isolated | Q1 |
| 54520 | Isolated | Q4 |
| 54521 | Isolated | Q2 |
| 54524 | Isolated | Q3 |
| 54525 | Small Rural | Q3 |
| 54526 | Small Rural | Q2 |

Appendix D. List of 5-Digit Zip Codes and Mapping to Urban and Socioeconomic Status Categories

| 5-Digit Zip Code | Rural/Urban Categorization | SES Quartile |
|------------------|----------------------------|--------------|
| 54527 | Isolated | Q2 |
| 54529 | Small Rural | Q1 |
| 54530 | Small Rural | Q1 |
| 54531 | Isolated | Q1 |
| 54532 | Small Rural | Q1 |
| 54534 | Small Rural | Q2 |
| 54536 | Small Rural | Q2 |
| 54537 | Isolated | Q1 |
| 54538 | Isolated | Q4 |
| 54539 | Isolated | Q1 |
| 54540 | Isolated | Q2 |
| 54541 | Isolated | Q2 |
| 54542 | Large Rural | Q2 |
| 54543 | Small Rural | Q1 |
| 54545 | Isolated | Q1 |
| 54546 | Isolated | Q2 |
| 54547 | Isolated | Q1 |
| 54548 | Isolated | Q1 |
| 54550 | Small Rural | Q1 |
| 54552 | Isolated | Q2 |
| 54554 | Isolated | Q1 |
| 54555 | Isolated | Q1 |
| 54556 | Isolated | Q2 |
| 54557 | Isolated | Q1 |
| 54558 | Isolated | Q1 |
| 54559 | Small Rural | Q3 |
| 54560 | Isolated | Q1 |
| 54561 | Isolated | Q1 |
| 54562 | Isolated | Q1 |
| 54563 | Small Rural | Q1 |
| 54564 | Small Rural | Q1 |
| 54565 | Small Rural | Q3 |
| 54566 | Isolated | Q2 |
| 54568 | Isolated | Q2 |
| 54601 | Urban | Q3 |
| 54602 | Urban | Q3 |
| 54603 | Urban | Q3 |
| 54610 | Isolated | Q1 |
| 54611 | Small Rural | Q2 |
| 54612 | Small Rural | Q2 |
| 54613 | Isolated | Q2 |
| 54614 | Urban | Q2 |
| 54615 | Small Rural | Q2 |
| 54616 | Isolated | Q2 |

Appendix D. List of 5-Digit Zip Codes and Mapping to Urban and Socioeconomic Status Categories

| 5-Digit Zip Code | Rural/Urban Categorization | SES Quartile |
|------------------|----------------------------|--------------|
| 54618 | Isolated | Q2 |
| 54619 | Isolated | Q3 |
| 54620 | Small Rural | Q3 |
| 54621 | Urban | Q1 |
| 54622 | Large Rural | Q1 |
| 54623 | Urban | Q1 |
| 54624 | Urban | Q2 |
| 54625 | Urban | Q2 |
| 54626 | Small Rural | Q1 |
| 54627 | Urban | Q1 |
| 54628 | Isolated | Q2 |
| 54629 | Large Rural | Q1 |
| 54630 | Urban | Q2 |
| 54631 | Isolated | Q2 |
| 54632 | Urban | Q1 |
| 54634 | Isolated | Q3 |
| 54635 | Isolated | Q2 |
| 54636 | Urban | Q1 |
| 54637 | Isolated | Q2 |
| 54638 | Small Rural | Q3 |
| 54639 | Isolated | Q2 |
| 54641 | Isolated | Q1 |
| 54642 | Small Rural | Q2 |
| 54643 | Small Rural | Q1 |
| 54644 | Urban | Q1 |
| 54645 | Isolated | Q3 |
| 54646 | Isolated | Q2 |
| 54648 | Isolated | Q2 |
| 54649 | Small Rural | Q2 |
| 54650 | Urban | Q1 |
| 54651 | Isolated | Q3 |
| 54652 | Small Rural | Q3 |
| 54653 | Urban | Q2 |
| 54654 | Isolated | Q3 |
| 54655 | Isolated | Q2 |
| 54656 | Small Rural | Q3 |
| 54657 | Small Rural | Q2 |
| 54658 | Urban | Q1 |
| 54659 | Isolated | Q3 |
| 54660 | Small Rural | Q2 |
| 54661 | Urban | Q1 |
| 54662 | Small Rural | Q2 |
| 54664 | Small Rural | Q2 |
| 54665 | Small Rural | Q2 |

Appendix D. List of 5-Digit Zip Codes and Mapping to Urban and Socioeconomic Status Categories

| 5-Digit Zip Code | Rural/Urban Categorization | SES Quartile |
|------------------|----------------------------|--------------|
| 54666 | Small Rural | Q2 |
| 54667 | Isolated | Q2 |
| 54669 | Urban | Q1 |
| 54670 | Isolated | Q3 |
| 54701 | Urban | Q2 |
| 54702 | Urban | Q3 |
| 54703 | Urban | Q3 |
| 54720 | Urban | Q1 |
| 54721 | Isolated | Q1 |
| 54722 | Urban | Q3 |
| 54723 | Large Rural | Q2 |
| 54724 | Urban | Q1 |
| 54725 | Large Rural | Q2 |
| 54726 | Urban | Q2 |
| 54727 | Urban | Q2 |
| 54728 | Small Rural | Q2 |
| 54729 | Urban | Q2 |
| 54730 | Large Rural | Q1 |
| 54731 | Small Rural | Q2 |
| 54732 | Urban | Q3 |
| 54733 | Isolated | Q1 |
| 54734 | Large Rural | Q1 |
| 54735 | Large Rural | Q3 |
| 54736 | Isolated | Q2 |
| 54737 | Large Rural | Q1 |
| 54738 | Urban | Q1 |
| 54739 | Urban | Q1 |
| 54740 | Isolated | Q1 |
| 54741 | Urban | Q3 |
| 54742 | Urban | Q1 |
| 54743 | Urban | Q2 |
| 54745 | Urban | Q1 |
| 54746 | Isolated | Q2 |
| 54747 | Isolated | Q3 |
| 54748 | Urban | Q2 |
| 54749 | Large Rural | Q1 |
| 54750 | Isolated | Q1 |
| 54751 | Large Rural | Q3 |
| 54754 | Small Rural | Q2 |
| 54755 | Urban | Q2 |
| 54756 | Isolated | Q1 |
| 54757 | Urban | Q1 |
| 54758 | Urban | Q1 |
| 54759 | Isolated | Q1 |

Appendix D. List of 5-Digit Zip Codes and Mapping to Urban and Socioeconomic Status Categories

| 5-Digit Zip Code | Rural/Urban Categorization | SES Quartile |
|------------------|----------------------------|--------------|
| 54760 | Isolated | Q2 |
| 54761 | Isolated | Q2 |
| 54762 | Isolated | Q2 |
| 54763 | Large Rural | Q1 |
| 54764 | Urban | Q2 |
| 54765 | Large Rural | Q2 |
| 54766 | Small Rural | Q2 |
| 54767 | Isolated | Q1 |
| 54768 | Small Rural | Q2 |
| 54769 | Isolated | Q1 |
| 54770 | Urban | Q1 |
| 54771 | Isolated | Q3 |
| 54772 | Large Rural | Q2 |
| 54773 | Isolated | Q2 |
| 54774 | Urban | Q2 |
| 54801 | Small Rural | Q2 |
| 54805 | Isolated | Q2 |
| 54806 | Small Rural | Q2 |
| 54810 | Isolated | Q2 |
| 54812 | Small Rural | Q2 |
| 54813 | Isolated | Q1 |
| 54814 | Isolated | Q3 |
| 54816 | Small Rural | Q1 |
| 54817 | Isolated | Q1 |
| 54819 | Isolated | Q2 |
| 54820 | Urban | Q1 |
| 54821 | Isolated | Q1 |
| 54822 | Small Rural | Q2 |
| 54824 | Isolated | Q3 |
| 54826 | Isolated | Q2 |
| 54827 | Isolated | Q1 |
| 54828 | Isolated | Q3 |
| 54829 | Isolated | Q2 |
| 54830 | Isolated | Q1 |
| 54832 | Isolated | Q2 |
| 54835 | Isolated | Q2 |
| 54836 | Urban | Q1 |
| 54837 | Isolated | Q2 |
| 54838 | Urban | Q1 |
| 54839 | Small Rural | Q1 |
| 54840 | Isolated | Q2 |
| 54841 | Small Rural | Q1 |
| 54842 | Urban | Q1 |
| 54843 | Isolated | Q2 |

Appendix D. List of 5-Digit Zip Codes and Mapping to Urban and Socioeconomic Status Categories

| 5-Digit Zip Code | Rural/Urban Categorization | SES Quartile |
|------------------|----------------------------|--------------|
| 54844 | Isolated | Q1 |
| 54845 | Isolated | Q1 |
| 54846 | Small Rural | Q1 |
| 54847 | Small Rural | Q1 |
| 54848 | Small Rural | Q3 |
| 54849 | Urban | Q1 |
| 54850 | Small Rural | Q1 |
| 54853 | Isolated | Q2 |
| 54854 | Urban | Q2 |
| 54855 | Small Rural | Q2 |
| 54856 | Small Rural | Q1 |
| 54857 | Small Rural | Q2 |
| 54858 | Isolated | Q3 |
| 54859 | Isolated | Q2 |
| 54861 | Small Rural | Q4 |
| 54862 | Isolated | Q2 |
| 54864 | Urban | Q1 |
| 54865 | Isolated | Q1 |
| 54867 | Isolated | Q2 |
| 54868 | Small Rural | Q2 |
| 54870 | Small Rural | Q1 |
| 54871 | Small Rural | Q2 |
| 54872 | Isolated | Q2 |
| 54873 | Urban | Q1 |
| 54874 | Urban | Q1 |
| 54875 | Isolated | Q2 |
| 54876 | Isolated | Q3 |
| 54880 | Urban | Q3 |
| 54888 | Small Rural | Q1 |
| 54889 | Isolated | Q2 |
| 54890 | Urban | Q1 |
| 54891 | Small Rural | Q2 |
| 54893 | Isolated | Q2 |
| 54895 | Small Rural | Q1 |
| 54896 | Isolated | Q1 |
| 54901 | Urban | Q3 |
| 54902 | Urban | Q2 |
| 54903 | Urban | Q3 |
| 54904 | Urban | Q1 |
| 54906 | Urban | Q3 |
| 54909 | Large Rural | Q2 |
| 54911 | Urban | Q2 |
| 54912 | Urban | Q2 |
| 54913 | Urban | Q1 |

Appendix D. List of 5-Digit Zip Codes and Mapping to Urban and Socioeconomic Status Categories

| 5-Digit Zip Code | Rural/Urban Categorization | SES Quartile |
|------------------|----------------------------|--------------|
| 54914 | Urban | Q2 |
| 54915 | Urban | Q2 |
| 54919 | Urban | Q1 |
| 54921 | Large Rural | Q2 |
| 54922 | Urban | Q2 |
| 54923 | Small Rural | Q3 |
| 54926 | Small Rural | Q2 |
| 54927 | Urban | Q1 |
| 54928 | Large Rural | Q2 |
| 54929 | Small Rural | Q1 |
| 54930 | Isolated | Q2 |
| 54931 | Urban | Q1 |
| 54932 | Urban | Q1 |
| 54933 | Small Rural | Q2 |
| 54934 | Missing | Q2 |
| 54935 | Urban | Q3 |
| 54936 | Urban | Q3 |
| 54937 | Urban | Q1 |
| 54940 | Urban | Q1 |
| 54941 | Isolated | Q1 |
| 54942 | Urban | Q1 |
| 54943 | Isolated | Q2 |
| 54944 | Urban | Q1 |
| 54945 | Isolated | Q1 |
| 54946 | Small Rural | Q1 |
| 54947 | Urban | Q1 |
| 54948 | Isolated | Q2 |
| 54949 | Isolated | Q1 |
| 54950 | Small Rural | Q2 |
| 54952 | Urban | Q2 |
| 54956 | Urban | Q1 |
| 54957 | Urban | Q1 |
| 54960 | Isolated | Q1 |
| 54961 | Urban | Q2 |
| 54962 | Isolated | Q2 |
| 54963 | Urban | Q1 |
| 54964 | Urban | Q1 |
| 54965 | Urban | Q1 |
| 54966 | Isolated | Q2 |
| 54967 | Urban | Q3 |
| 54968 | Isolated | Q1 |
| 54969 | Urban | Q1 |
| 54970 | Small Rural | Q2 |
| 54971 | Small Rural | Q2 |

Appendix D. List of 5-Digit Zip Codes and Mapping to Urban and Socioeconomic Status Categories

| 5-Digit Zip Code | Rural/Urban Categorization | SES Quartile |
|------------------|----------------------------|--------------|
| 54974 | Urban | Q1 |
| 54976 | Urban | Q1 |
| 54977 | Isolated | Q1 |
| 54978 | Isolated | Q3 |
| 54979 | Urban | Q1 |
| 54980 | Urban | Q1 |
| 54981 | Small Rural | Q2 |
| 54982 | Small Rural | Q2 |
| 54983 | Isolated | Q2 |
| 54984 | Urban | Q1 |
| 54985 | Urban | Q1 |
| 54986 | Urban | Q1 |
| 54990 | Isolated | Q1 |
| 55001 | Urban | Q1 |
| 55003 | Urban | Q2 |
| 55005 | Urban | Q1 |
| 55006 | Large Rural | Q3 |
| 55007 | Small Rural | Q1 |
| 55008 | Urban | Q2 |
| 55009 | Urban | Q1 |
| 55010 | Urban | Q1 |
| 55011 | Urban | Q1 |
| 55012 | Urban | Q1 |
| 55013 | Urban | Q1 |
| 55014 | Urban | Q1 |
| 55016 | Urban | Q1 |
| 55017 | Urban | Q1 |
| 55018 | Urban | Q1 |
| 55019 | Large Rural | Q1 |
| 55020 | Urban | Q1 |
| 55021 | Large Rural | Q3 |
| 55024 | Urban | Q1 |
| 55025 | Urban | Q1 |
| 55026 | Large Rural | Q1 |
| 55027 | Large Rural | Q1 |
| 55029 | Large Rural | Q1 |
| 55030 | Urban | Q2 |
| 55031 | Urban | Q1 |
| 55032 | Urban | Q1 |
| 55033 | Urban | Q1 |
| 55036 | Urban | Q2 |
| 55037 | Isolated | Q3 |
| 55038 | Urban | Q1 |
| 55040 | Urban | Q1 |

Appendix D. List of 5-Digit Zip Codes and Mapping to Urban and Socioeconomic Status Categories

| 5-Digit Zip Code | Rural/Urban Categorization | SES Quartile |
|------------------|----------------------------|--------------|
| 55041 | Small Rural | Q1 |
| 55042 | Urban | Q1 |
| 55043 | Urban | Q1 |
| 55044 | Urban | Q1 |
| 55045 | Urban | Q1 |
| 55046 | Urban | Q1 |
| 55047 | Urban | Q1 |
| 55049 | Large Rural | Q1 |
| 55051 | Urban | Q2 |
| 55052 | Large Rural | Q1 |
| 55053 | Large Rural | Q1 |
| 55054 | Urban | Q1 |
| 55055 | Urban | Q2 |
| 55056 | Urban | Q1 |
| 55057 | Large Rural | Q1 |
| 55060 | Large Rural | Q2 |
| 55063 | Small Rural | Q2 |
| 55065 | Urban | Q1 |
| 55066 | Large Rural | Q2 |
| 55067 | Small Rural | Q2 |
| 55068 | Urban | Q1 |
| 55069 | Urban | Q2 |
| 55070 | Urban | Q1 |
| 55071 | Urban | Q2 |
| 55072 | Isolated | Q3 |
| 55073 | Urban | Q1 |
| 55074 | Urban | Q1 |
| 55075 | Urban | Q3 |
| 55076 | Urban | Q2 |
| 55077 | Urban | Q3 |
| 55078 | Urban | Q1 |
| 55079 | Urban | Q1 |
| 55080 | Urban | Q1 |
| 55082 | Urban | Q1 |
| 55083 | Urban | Q1 |
| 55084 | Urban | Q1 |
| 55085 | Urban | Q1 |
| 55087 | Large Rural | Q1 |
| 55088 | Urban | Q1 |
| 55089 | Large Rural | Q1 |
| 55090 | Urban | Q2 |
| 55092 | Urban | Q1 |
| 55101 | Urban | Q3 |
| 55102 | Urban | Q3 |

Appendix D. List of 5-Digit Zip Codes and Mapping to Urban and Socioeconomic Status Categories

| 5-Digit Zip Code | Rural/Urban Categorization | SES Quartile |
|------------------|----------------------------|--------------|
| 55103 | Urban | Q4 |
| 55104 | Urban | Q4 |
| 55105 | Urban | Q1 |
| 55106 | Urban | Q4 |
| 55107 | Urban | Q4 |
| 55108 | Urban | Q2 |
| 55109 | Urban | Q3 |
| 55110 | Urban | Q1 |
| 55111 | Urban | Missing |
| 55112 | Urban | Q2 |
| 55113 | Urban | Q2 |
| 55114 | Urban | Q3 |
| 55115 | Urban | Q1 |
| 55116 | Urban | Q2 |
| 55117 | Urban | Q4 |
| 55118 | Urban | Q2 |
| 55119 | Urban | Q3 |
| 55120 | Urban | Q1 |
| 55121 | Urban | Q2 |
| 55122 | Urban | Q2 |
| 55123 | Urban | Q1 |
| 55124 | Urban | Q1 |
| 55125 | Urban | Q1 |
| 55126 | Urban | Q1 |
| 55127 | Urban | Q1 |
| 55128 | Urban | Q2 |
| 55129 | Urban | Q1 |
| 55130 | Urban | Q4 |
| 55133 | Urban | Q3 |
| 55144 | Urban | Q3 |
| 55145 | Urban | Q3 |
| 55146 | Urban | Q3 |
| 55150 | Urban | Q2 |
| 55155 | Urban | Missing |
| 55164 | Urban | Q3 |
| 55165 | Urban | Q3 |
| 55170 | Urban | Q3 |
| 55175 | Urban | Q3 |
| 55301 | Urban | Q1 |
| 55302 | Urban | Q1 |
| 55303 | Urban | Q2 |
| 55304 | Urban | Q1 |
| 55305 | Urban | Q1 |
| 55306 | Urban | Q2 |

Appendix D. List of 5-Digit Zip Codes and Mapping to Urban and Socioeconomic Status Categories

| 5-Digit Zip Code | Rural/Urban Categorization | SES Quartile |
|------------------|----------------------------|--------------|
| 55307 | Urban | Q3 |
| 55308 | Urban | Q1 |
| 55309 | Urban | Q1 |
| 55310 | Isolated | Q1 |
| 55311 | Urban | Q1 |
| 55312 | Large Rural | Q1 |
| 55313 | Urban | Q1 |
| 55314 | Isolated | Q2 |
| 55315 | Urban | Q1 |
| 55316 | Urban | Q1 |
| 55317 | Urban | Q1 |
| 55318 | Urban | Q1 |
| 55319 | Urban | Q1 |
| 55320 | Urban | Q1 |
| 55321 | Small Rural | Q2 |
| 55322 | Urban | Q1 |
| 55323 | Urban | Q1 |
| 55324 | Small Rural | Q1 |
| 55325 | Isolated | Q1 |
| 55327 | Urban | Q1 |
| 55328 | Urban | Q1 |
| 55329 | Urban | Q2 |
| 55330 | Urban | Q1 |
| 55331 | Urban | Q1 |
| 55332 | Isolated | Q2 |
| 55333 | Isolated | Q3 |
| 55334 | Isolated | Q2 |
| 55335 | Isolated | Q1 |
| 55336 | Small Rural | Q2 |
| 55337 | Urban | Q2 |
| 55338 | Urban | Q1 |
| 55339 | Urban | Q1 |
| 55340 | Urban | Q1 |
| 55341 | Urban | Q1 |
| 55342 | Isolated | Q1 |
| 55343 | Urban | Q3 |
| 55344 | Urban | Q3 |
| 55345 | Urban | Q1 |
| 55346 | Urban | Q1 |
| 55347 | Urban | Q1 |
| 55349 | Isolated | Q1 |
| 55350 | Large Rural | Q1 |
| 55352 | Urban | Q1 |
| 55353 | Urban | Q1 |

Appendix D. List of 5-Digit Zip Codes and Mapping to Urban and Socioeconomic Status Categories

| 5-Digit Zip Code | Rural/Urban Categorization | SES Quartile |
|------------------|----------------------------|--------------|
| 55354 | Urban | Q1 |
| 55355 | Small Rural | Q2 |
| 55356 | Urban | Q1 |
| 55357 | Urban | Q1 |
| 55358 | Urban | Q1 |
| 55359 | Urban | Q1 |
| 55360 | Urban | Q1 |
| 55361 | Urban | Q1 |
| 55362 | Urban | Q1 |
| 55363 | Urban | Q2 |
| 55364 | Urban | Q1 |
| 55366 | Urban | Q2 |
| 55367 | Urban | Q1 |
| 55368 | Urban | Q2 |
| 55369 | Urban | Q1 |
| 55370 | Urban | Q1 |
| 55371 | Urban | Q2 |
| 55372 | Urban | Q1 |
| 55373 | Urban | Q1 |
| 55374 | Urban | Q1 |
| 55375 | Urban | Q1 |
| 55376 | Urban | Q1 |
| 55377 | Urban | Q2 |
| 55378 | Urban | Q1 |
| 55379 | Urban | Q1 |
| 55381 | Isolated | Q1 |
| 55382 | Urban | Q1 |
| 55384 | Urban | Q2 |
| 55385 | Large Rural | Q1 |
| 55386 | Urban | Q1 |
| 55387 | Urban | Q1 |
| 55388 | Urban | Q2 |
| 55389 | Small Rural | Q2 |
| 55390 | Urban | Q1 |
| 55391 | Urban | Q1 |
| 55392 | Urban | Q1 |
| 55395 | Isolated | Q2 |
| 55396 | Isolated | Q2 |
| 55397 | Urban | Q1 |
| 55398 | Urban | Q1 |
| 55401 | Urban | Q2 |
| 55402 | Urban | Q2 |
| 55403 | Urban | Q3 |
| 55404 | Urban | Q4 |

Appendix D. List of 5-Digit Zip Codes and Mapping to Urban and Socioeconomic Status Categories

| 5-Digit Zip Code | Rural/Urban Categorization | SES Quartile |
|------------------|----------------------------|--------------|
| 55405 | Urban | Q3 |
| 55406 | Urban | Q2 |
| 55407 | Urban | Q4 |
| 55408 | Urban | Q4 |
| 55409 | Urban | Q2 |
| 55410 | Urban | Q1 |
| 55411 | Urban | Q4 |
| 55412 | Urban | Q4 |
| 55413 | Urban | Q3 |
| 55414 | Urban | Q4 |
| 55415 | Urban | Q4 |
| 55416 | Urban | Q1 |
| 55417 | Urban | Q1 |
| 55418 | Urban | Q2 |
| 55419 | Urban | Q1 |
| 55420 | Urban | Q3 |
| 55421 | Urban | Q3 |
| 55422 | Urban | Q2 |
| 55423 | Urban | Q3 |
| 55424 | Urban | Q1 |
| 55425 | Urban | Q3 |
| 55426 | Urban | Q2 |
| 55427 | Urban | Q2 |
| 55428 | Urban | Q3 |
| 55429 | Urban | Q4 |
| 55430 | Urban | Q4 |
| 55431 | Urban | Q1 |
| 55432 | Urban | Q3 |
| 55433 | Urban | Q2 |
| 55434 | Urban | Q1 |
| 55435 | Urban | Q2 |
| 55436 | Urban | Q1 |
| 55437 | Urban | Q1 |
| 55438 | Urban | Q1 |
| 55439 | Urban | Q1 |
| 55440 | Urban | Q2 |
| 55441 | Urban | Q1 |
| 55442 | Urban | Q1 |
| 55443 | Urban | Q2 |
| 55444 | Urban | Q1 |
| 55445 | Urban | Q2 |
| 55446 | Urban | Q1 |
| 55447 | Urban | Q1 |
| 55448 | Urban | Q1 |

Appendix D. List of 5-Digit Zip Codes and Mapping to Urban and Socioeconomic Status Categories

| 5-Digit Zip Code | Rural/Urban Categorization | SES Quartile |
|------------------|----------------------------|--------------|
| 55449 | Urban | Q1 |
| 55450 | Urban | Missing |
| 55454 | Urban | Q4 |
| 55455 | Urban | Q1 |
| 55458 | Urban | Q2 |
| 55459 | Urban | Q2 |
| 55460 | Urban | Q2 |
| 55467 | Urban | Q4 |
| 55470 | Urban | Q2 |
| 55472 | Urban | Q2 |
| 55474 | Urban | Q2 |
| 55478 | Urban | Q2 |
| 55479 | Urban | Q2 |
| 55480 | Urban | Q2 |
| 55483 | Urban | Q2 |
| 55484 | Urban | Q2 |
| 55485 | Urban | Q2 |
| 55486 | Urban | Q2 |
| 55487 | Urban | Q4 |
| 55488 | Urban | Q4 |
| 55554 | Urban | Q2 |
| 55569 | Urban | Q1 |
| 55572 | Urban | Q1 |
| 55573 | Urban | Q1 |
| 55575 | Isolated | Q1 |
| 55577 | Urban | Q1 |
| 55592 | Urban | Q1 |
| 55593 | Urban | Q1 |
| 55599 | Urban | Q1 |
| 55601 | Isolated | Q1 |
| 55602 | Urban | Q1 |
| 55603 | Small Rural | Q2 |
| 55604 | Isolated | Q1 |
| 55605 | Isolated | Q4 |
| 55606 | Isolated | Q1 |
| 55607 | Small Rural | Q2 |
| 55609 | Urban | Q1 |
| 55612 | Isolated | Q2 |
| 55613 | Isolated | Q1 |
| 55614 | Isolated | Q1 |
| 55615 | Isolated | Q2 |
| 55616 | Urban | Q2 |
| 55702 | Urban | Q1 |
| 55703 | Large Rural | Q1 |

Appendix D. List of 5-Digit Zip Codes and Mapping to Urban and Socioeconomic Status Categories

| 5-Digit Zip Code | Rural/Urban Categorization | SES Quartile |
|------------------|----------------------------|--------------|
| 55704 | Isolated | Q2 |
| 55705 | Large Rural | Q2 |
| 55706 | Isolated | Q2 |
| 55707 | Small Rural | Q1 |
| 55708 | Large Rural | Q3 |
| 55709 | Small Rural | Q1 |
| 55710 | Large Rural | Q1 |
| 55711 | Urban | Q3 |
| 55712 | Small Rural | Q1 |
| 55713 | Large Rural | Q2 |
| 55716 | Small Rural | Q2 |
| 55717 | Urban | Q1 |
| 55718 | Urban | Q1 |
| 55719 | Small Rural | Q2 |
| 55720 | Urban | Q2 |
| 55721 | Small Rural | Q1 |
| 55722 | Small Rural | Q2 |
| 55723 | Large Rural | Q1 |
| 55724 | Urban | Q1 |
| 55725 | Isolated | Q1 |
| 55726 | Isolated | Q2 |
| 55730 | Small Rural | Q2 |
| 55731 | Small Rural | Q1 |
| 55732 | Large Rural | Q1 |
| 55733 | Urban | Q1 |
| 55734 | Large Rural | Q2 |
| 55735 | Isolated | Q1 |
| 55736 | Urban | Q2 |
| 55738 | Isolated | Q1 |
| 55741 | Large Rural | Q1 |
| 55742 | Small Rural | Q1 |
| 55744 | Small Rural | Q2 |
| 55745 | Small Rural | Q2 |
| 55746 | Large Rural | Q3 |
| 55748 | Isolated | Q2 |
| 55749 | Urban | Q1 |
| 55750 | Isolated | Q1 |
| 55751 | Large Rural | Q1 |
| 55752 | Isolated | Q1 |
| 55753 | Large Rural | Q2 |
| 55756 | Small Rural | Q1 |
| 55757 | Isolated | Q2 |
| 55758 | Large Rural | Q2 |
| 55760 | Isolated | Q2 |

Appendix D. List of 5-Digit Zip Codes and Mapping to Urban and Socioeconomic Status Categories

| 5-Digit Zip Code | Rural/Urban Categorization | SES Quartile |
|------------------|----------------------------|--------------|
| 55763 | Urban | Q1 |
| 55764 | Small Rural | Q3 |
| 55765 | Isolated | Q2 |
| 55766 | Urban | Q3 |
| 55767 | Small Rural | Q3 |
| 55768 | Large Rural | Q2 |
| 55769 | Large Rural | Q1 |
| 55771 | Isolated | Q3 |
| 55772 | Small Rural | Q4 |
| 55775 | Small Rural | Q1 |
| 55777 | Large Rural | Q3 |
| 55779 | Urban | Q1 |
| 55780 | Large Rural | Q1 |
| 55781 | Large Rural | Q1 |
| 55782 | Small Rural | Q1 |
| 55783 | Small Rural | Q1 |
| 55784 | Small Rural | Q1 |
| 55785 | Isolated | Q1 |
| 55786 | Small Rural | Q1 |
| 55787 | Isolated | Q2 |
| 55790 | Small Rural | Q1 |
| 55791 | Urban | Q1 |
| 55792 | Large Rural | Q3 |
| 55793 | Small Rural | Q1 |
| 55795 | Small Rural | Q2 |
| 55796 | Small Rural | Q1 |
| 55797 | Urban | Q1 |
| 55798 | Isolated | Q2 |
| 55801 | Urban | Q1 |
| 55802 | Urban | Q3 |
| 55803 | Urban | Q1 |
| 55804 | Urban | Q1 |
| 55805 | Urban | Q4 |
| 55806 | Urban | Q4 |
| 55807 | Urban | Q3 |
| 55808 | Urban | Q3 |
| 55810 | Urban | Q1 |
| 55811 | Urban | Q2 |
| 55812 | Urban | Q3 |
| 55814 | Urban | Q1 |
| 55815 | Urban | Q2 |
| 55816 | Urban | Q4 |
| 55901 | Urban | Q2 |
| 55902 | Urban | Q1 |

Appendix D. List of 5-Digit Zip Codes and Mapping to Urban and Socioeconomic Status Categories

| 5-Digit Zip Code | Rural/Urban Categorization | SES Quartile |
|------------------|----------------------------|--------------|
| 55903 | Urban | Q3 |
| 55904 | Urban | Q3 |
| 55905 | Urban | Missing |
| 55906 | Urban | Q1 |
| 55909 | Isolated | Q1 |
| 55910 | Large Rural | Q1 |
| 55912 | Large Rural | Q3 |
| 55917 | Isolated | Q1 |
| 55918 | Large Rural | Q1 |
| 55919 | Urban | Q1 |
| 55920 | Urban | Q1 |
| 55921 | Urban | Q1 |
| 55922 | Isolated | Q2 |
| 55923 | Urban | Q1 |
| 55924 | Urban | Q2 |
| 55925 | Large Rural | Q1 |
| 55926 | Urban | Q2 |
| 55927 | Urban | Q2 |
| 55929 | Urban | Q1 |
| 55931 | Isolated | Q1 |
| 55932 | Urban | Q1 |
| 55933 | Isolated | Q2 |
| 55934 | Urban | Q1 |
| 55935 | Urban | Q1 |
| 55936 | Urban | Q1 |
| 55939 | Isolated | Q3 |
| 55940 | Urban | Q1 |
| 55941 | Urban | Q1 |
| 55942 | Large Rural | Q2 |
| 55943 | Isolated | Q1 |
| 55944 | Urban | Q1 |
| 55945 | Urban | Q1 |
| 55946 | Isolated | Q1 |
| 55947 | Urban | Q1 |
| 55949 | Isolated | Q1 |
| 55950 | Large Rural | Q3 |
| 55951 | Isolated | Q2 |
| 55952 | Large Rural | Q2 |
| 55953 | Isolated | Q2 |
| 55954 | Isolated | Q2 |
| 55955 | Urban | Q1 |
| 55956 | Urban | Q1 |
| 55957 | Urban | Q1 |
| 55959 | Large Rural | Q1 |

Appendix D. List of 5-Digit Zip Codes and Mapping to Urban and Socioeconomic Status Categories

| 5-Digit Zip Code | Rural/Urban Categorization | SES Quartile |
|------------------|----------------------------|--------------|
| 55960 | Urban | Q1 |
| 55961 | Urban | Q1 |
| 55962 | Isolated | Q1 |
| 55963 | Urban | Q2 |
| 55964 | Urban | Q1 |
| 55965 | Isolated | Q1 |
| 55967 | Urban | Q1 |
| 55968 | Urban | Q1 |
| 55969 | Large Rural | Q1 |
| 55970 | Large Rural | Q1 |
| 55971 | Isolated | Q1 |
| 55972 | Urban | Q2 |
| 55973 | Urban | Q1 |
| 55974 | Isolated | Q2 |
| 55975 | Urban | Q1 |
| 55976 | Urban | Q1 |
| 55977 | Isolated | Q1 |
| 55979 | Large Rural | Q2 |
| 55981 | Isolated | Q1 |
| 55982 | Urban | Q1 |
| 55983 | Urban | Q2 |
| 55985 | Urban | Q2 |
| 55987 | Large Rural | Q2 |
| 55988 | Large Rural | Q2 |
| 55990 | Urban | Q1 |
| 55991 | Urban | Q1 |
| 55992 | Urban | Q1 |
| 56001 | Urban | Q3 |
| 56002 | Urban | Q3 |
| 56003 | Urban | Q2 |
| 56007 | Large Rural | Q3 |
| 56009 | Large Rural | Q1 |
| 56010 | Urban | Q1 |
| 56011 | Urban | Q1 |
| 56013 | Small Rural | Q2 |
| 56014 | Isolated | Q2 |
| 56016 | Large Rural | Q2 |
| 56017 | Urban | Q1 |
| 56019 | Isolated | Q1 |
| 56020 | Large Rural | Q1 |
| 56021 | Large Rural | Q1 |
| 56022 | Isolated | Q2 |
| 56023 | Isolated | Q1 |
| 56024 | Urban | Q1 |

Appendix D. List of 5-Digit Zip Codes and Mapping to Urban and Socioeconomic Status Categories

| 5-Digit Zip Code | Rural/Urban Categorization | SES Quartile |
|------------------|----------------------------|--------------|
| 56025 | Isolated | Q1 |
| 56026 | Isolated | Q1 |
| 56027 | Small Rural | Q1 |
| 56028 | Isolated | Q1 |
| 56029 | Large Rural | Q1 |
| 56030 | Large Rural | Q1 |
| 56031 | Small Rural | Q2 |
| 56032 | Large Rural | Q2 |
| 56033 | Isolated | Q1 |
| 56034 | Urban | Q1 |
| 56035 | Isolated | Q1 |
| 56036 | Large Rural | Q1 |
| 56037 | Urban | Q1 |
| 56039 | Small Rural | Q1 |
| 56041 | Large Rural | Q1 |
| 56042 | Large Rural | Q1 |
| 56043 | Large Rural | Q1 |
| 56044 | Urban | Q1 |
| 56045 | Isolated | Q1 |
| 56046 | Large Rural | Q1 |
| 56047 | Small Rural | Q2 |
| 56048 | Urban | Q1 |
| 56050 | Urban | Q1 |
| 56051 | Isolated | Q1 |
| 56052 | Urban | Q1 |
| 56054 | Large Rural | Q1 |
| 56055 | Urban | Q1 |
| 56056 | Small Rural | Q2 |
| 56057 | Isolated | Q2 |
| 56058 | Small Rural | Q1 |
| 56060 | Isolated | Q1 |
| 56062 | Isolated | Q2 |
| 56063 | Urban | Q1 |
| 56065 | Urban | Q2 |
| 56068 | Isolated | Q1 |
| 56069 | Urban | Q1 |
| 56071 | Urban | Q1 |
| 56072 | Isolated | Q1 |
| 56073 | Large Rural | Q1 |
| 56074 | Urban | Q1 |
| 56075 | Small Rural | Q2 |
| 56078 | Urban | Q1 |
| 56080 | Urban | Q1 |
| 56081 | Small Rural | Q2 |

Appendix D. List of 5-Digit Zip Codes and Mapping to Urban and Socioeconomic Status Categories

| 5-Digit Zip Code | Rural/Urban Categorization | SES Quartile |
|------------------|----------------------------|--------------|
| 56082 | Large Rural | Q2 |
| 56083 | Isolated | Q1 |
| 56084 | Large Rural | Q1 |
| 56085 | Small Rural | Q2 |
| 56087 | Isolated | Q1 |
| 56088 | Isolated | Q2 |
| 56089 | Large Rural | Q3 |
| 56090 | Urban | Q2 |
| 56091 | Isolated | Q1 |
| 56093 | Small Rural | Q2 |
| 56096 | Isolated | Q2 |
| 56097 | Isolated | Q2 |
| 56098 | Isolated | Q1 |
| 56101 | Small Rural | Q2 |
| 56110 | Isolated | Q1 |
| 56111 | Isolated | Q1 |
| 56113 | Isolated | Q2 |
| 56114 | Isolated | Q1 |
| 56115 | Large Rural | Q1 |
| 56116 | Urban | Q1 |
| 56117 | Isolated | Q2 |
| 56118 | Small Rural | Q1 |
| 56119 | Large Rural | Q1 |
| 56120 | Isolated | Q2 |
| 56121 | Small Rural | Q2 |
| 56122 | Isolated | Q2 |
| 56123 | Isolated | Q1 |
| 56125 | Isolated | Q1 |
| 56127 | Small Rural | Q1 |
| 56128 | Isolated | Q1 |
| 56129 | Isolated | Q1 |
| 56131 | Isolated | Q2 |
| 56132 | Large Rural | Q1 |
| 56134 | Urban | Q1 |
| 56136 | Isolated | Q1 |
| 56137 | Isolated | Q2 |
| 56138 | Urban | Q1 |
| 56139 | Isolated | Q1 |
| 56140 | Small Rural | Q1 |
| 56141 | Isolated | Q1 |
| 56142 | Isolated | Q1 |
| 56143 | Small Rural | Q2 |
| 56144 | Small Rural | Q1 |
| 56145 | Isolated | Q2 |

Appendix D. List of 5-Digit Zip Codes and Mapping to Urban and Socioeconomic Status Categories

| 5-Digit Zip Code | Rural/Urban Categorization | SES Quartile |
|------------------|----------------------------|--------------|
| 56146 | Urban | Q1 |
| 56147 | Urban | Q1 |
| 56149 | Isolated | Q1 |
| 56150 | Isolated | Q1 |
| 56151 | Isolated | Q1 |
| 56152 | Isolated | Q1 |
| 56153 | Isolated | Q1 |
| 56155 | Isolated | Q1 |
| 56156 | Small Rural | Q2 |
| 56157 | Large Rural | Q1 |
| 56158 | Urban | Q1 |
| 56159 | Isolated | Q2 |
| 56160 | Isolated | Q1 |
| 56161 | Isolated | Q1 |
| 56162 | Isolated | Q1 |
| 56164 | Small Rural | Q3 |
| 56165 | Large Rural | Q1 |
| 56166 | Isolated | Q2 |
| 56167 | Isolated | Q2 |
| 56168 | Large Rural | Q1 |
| 56169 | Large Rural | Q1 |
| 56170 | Isolated | Q1 |
| 56171 | Small Rural | Q1 |
| 56172 | Isolated | Q1 |
| 56173 | Urban | Q2 |
| 56174 | Isolated | Q1 |
| 56175 | Isolated | Q2 |
| 56176 | Isolated | Q1 |
| 56177 | Missing | Q1 |
| 56178 | Isolated | Q1 |
| 56180 | Isolated | Q4 |
| 56181 | Small Rural | Q2 |
| 56183 | Isolated | Q1 |
| 56185 | Isolated | Q1 |
| 56186 | Isolated | Q1 |
| 56187 | Large Rural | Q4 |
| 56201 | Large Rural | Q3 |
| 56207 | Small Rural | Q1 |
| 56208 | Isolated | Q3 |
| 56209 | Large Rural | Q1 |
| 56210 | Isolated | Q1 |
| 56211 | Isolated | Q1 |
| 56212 | Isolated | Q1 |
| 56214 | Isolated | Q1 |

Appendix D. List of 5-Digit Zip Codes and Mapping to Urban and Socioeconomic Status Categories

| 5-Digit Zip Code | Rural/Urban Categorization | SES Quartile |
|------------------|----------------------------|--------------|
| 56215 | Small Rural | Q2 |
| 56216 | Large Rural | Q1 |
| 56218 | Isolated | Q1 |
| 56219 | Isolated | Q2 |
| 56220 | Isolated | Q2 |
| 56221 | Small Rural | Q1 |
| 56222 | Isolated | Q1 |
| 56223 | Isolated | Q1 |
| 56224 | Isolated | Q2 |
| 56225 | Isolated | Q2 |
| 56226 | Isolated | Q1 |
| 56227 | Isolated | Q1 |
| 56228 | Isolated | Q2 |
| 56229 | Large Rural | Q1 |
| 56230 | Isolated | Q2 |
| 56231 | Isolated | Q1 |
| 56232 | Isolated | Q1 |
| 56235 | Small Rural | Q1 |
| 56236 | Isolated | Q1 |
| 56237 | Isolated | Q2 |
| 56239 | Large Rural | Q1 |
| 56240 | Isolated | Q2 |
| 56241 | Small Rural | Q2 |
| 56243 | Isolated | Q2 |
| 56244 | Small Rural | Q1 |
| 56245 | Isolated | Q1 |
| 56248 | Isolated | Q1 |
| 56249 | Isolated | Q1 |
| 56251 | Large Rural | Q1 |
| 56252 | Large Rural | Q1 |
| 56253 | Large Rural | Q1 |
| 56255 | Isolated | Q1 |
| 56256 | Isolated | Q1 |
| 56257 | Isolated | Q1 |
| 56258 | Large Rural | Q3 |
| 56260 | Small Rural | Q1 |
| 56262 | Small Rural | Q2 |
| 56263 | Isolated | Q1 |
| 56264 | Large Rural | Q1 |
| 56265 | Small Rural | Q2 |
| 56266 | Isolated | Q1 |
| 56267 | Small Rural | Q2 |
| 56270 | Isolated | Q2 |
| 56271 | Large Rural | Q2 |

Appendix D. List of 5-Digit Zip Codes and Mapping to Urban and Socioeconomic Status Categories

| 5-Digit Zip Code | Rural/Urban Categorization | SES Quartile |
|------------------|----------------------------|--------------|
| 56273 | Large Rural | Q1 |
| 56274 | Isolated | Q1 |
| 56276 | Isolated | Q1 |
| 56277 | Isolated | Q2 |
| 56278 | Isolated | Q2 |
| 56279 | Large Rural | Q1 |
| 56280 | Isolated | Q1 |
| 56281 | Large Rural | Q1 |
| 56282 | Large Rural | Q1 |
| 56283 | Small Rural | Q2 |
| 56284 | Isolated | Q2 |
| 56285 | Isolated | Q1 |
| 56287 | Isolated | Q1 |
| 56288 | Large Rural | Q1 |
| 56289 | Large Rural | Q1 |
| 56291 | Large Rural | Q1 |
| 56292 | Isolated | Q1 |
| 56293 | Isolated | Q1 |
| 56294 | Isolated | Q1 |
| 56295 | Small Rural | Q1 |
| 56296 | Isolated | Q1 |
| 56297 | Isolated | Q1 |
| 56301 | Urban | Q3 |
| 56302 | Urban | Q3 |
| 56303 | Urban | Q3 |
| 56304 | Urban | Q4 |
| 56307 | Urban | Q2 |
| 56308 | Large Rural | Q1 |
| 56309 | Isolated | Q1 |
| 56310 | Urban | Q1 |
| 56311 | Isolated | Q1 |
| 56312 | Isolated | Q1 |
| 56313 | Urban | Q4 |
| 56314 | Isolated | Q1 |
| 56315 | Large Rural | Q1 |
| 56316 | Isolated | Q1 |
| 56317 | Isolated | Q2 |
| 56318 | Isolated | Q1 |
| 56319 | Large Rural | Q1 |
| 56320 | Urban | Q1 |
| 56321 | Urban | Q1 |
| 56323 | Isolated | Q2 |
| 56324 | Large Rural | Q1 |
| 56325 | Isolated | Q2 |

Appendix D. List of 5-Digit Zip Codes and Mapping to Urban and Socioeconomic Status Categories

| 5-Digit Zip Code | Rural/Urban Categorization | SES Quartile |
|------------------|----------------------------|--------------|
| 56326 | Large Rural | Q1 |
| 56327 | Large Rural | Q1 |
| 56328 | Small Rural | Q2 |
| 56329 | Isolated | Q1 |
| 56330 | Urban | Q1 |
| 56331 | Isolated | Q1 |
| 56332 | Large Rural | Q1 |
| 56333 | Isolated | Q1 |
| 56334 | Isolated | Q1 |
| 56335 | Isolated | Q1 |
| 56336 | Isolated | Q1 |
| 56338 | Isolated | Q1 |
| 56339 | Isolated | Q2 |
| 56340 | Urban | Q1 |
| 56341 | Large Rural | Q1 |
| 56342 | Isolated | Q2 |
| 56343 | Large Rural | Q1 |
| 56344 | Isolated | Q2 |
| 56345 | Small Rural | Q2 |
| 56347 | Small Rural | Q2 |
| 56349 | Isolated | Q1 |
| 56350 | Isolated | Q2 |
| 56352 | Small Rural | Q2 |
| 56353 | Small Rural | Q2 |
| 56354 | Large Rural | Q1 |
| 56355 | Large Rural | Q1 |
| 56356 | Isolated | Q2 |
| 56357 | Isolated | Q1 |
| 56358 | Urban | Q2 |
| 56359 | Isolated | Q4 |
| 56360 | Large Rural | Q1 |
| 56361 | Large Rural | Q2 |
| 56362 | Isolated | Q1 |
| 56363 | Urban | Q4 |
| 56364 | Isolated | Q2 |
| 56367 | Urban | Q1 |
| 56368 | Urban | Q1 |
| 56369 | Urban | Q4 |
| 56371 | Urban | Q1 |
| 56372 | Urban | Q3 |
| 56373 | Small Rural | Q2 |
| 56374 | Urban | Q2 |
| 56375 | Urban | Q1 |
| 56376 | Urban | Q1 |

Appendix D. List of 5-Digit Zip Codes and Mapping to Urban and Socioeconomic Status Categories

| 5-Digit Zip Code | Rural/Urban Categorization | SES Quartile |
|------------------|----------------------------|--------------|
| 56377 | Urban | Q1 |
| 56378 | Small Rural | Q2 |
| 56379 | Urban | Q3 |
| 56381 | Isolated | Q1 |
| 56382 | Isolated | Q2 |
| 56384 | Isolated | Q3 |
| 56385 | Large Rural | Q1 |
| 56386 | Isolated | Q3 |
| 56387 | Urban | Q4 |
| 56388 | Urban | Q4 |
| 56389 | Small Rural | Q2 |
| 56393 | Urban | Q3 |
| 56395 | Urban | Q3 |
| 56396 | Urban | Q3 |
| 56397 | Urban | Q3 |
| 56398 | Urban | Q3 |
| 56399 | Urban | Q4 |
| 56401 | Large Rural | Q2 |
| 56425 | Large Rural | Q1 |
| 56431 | Isolated | Q2 |
| 56433 | Isolated | Q1 |
| 56434 | Isolated | Q3 |
| 56435 | Isolated | Q1 |
| 56436 | Isolated | Q3 |
| 56437 | Isolated | Q3 |
| 56438 | Small Rural | Q2 |
| 56440 | Isolated | Q3 |
| 56441 | Small Rural | Q3 |
| 56442 | Isolated | Q1 |
| 56443 | Isolated | Q1 |
| 56444 | Large Rural | Q1 |
| 56446 | Isolated | Q2 |
| 56447 | Isolated | Q1 |
| 56448 | Isolated | Q1 |
| 56449 | Large Rural | Q1 |
| 56450 | Large Rural | Q2 |
| 56452 | Isolated | Q1 |
| 56453 | Isolated | Q1 |
| 56455 | Small Rural | Q3 |
| 56456 | Isolated | Q2 |
| 56458 | Small Rural | Q1 |
| 56459 | Isolated | Q1 |
| 56461 | Large Rural | Q1 |
| 56464 | Isolated | Q2 |

Appendix D. List of 5-Digit Zip Codes and Mapping to Urban and Socioeconomic Status Categories

| 5-Digit Zip Code | Rural/Urban Categorization | SES Quartile |
|------------------|----------------------------|--------------|
| 56465 | Large Rural | Q1 |
| 56466 | Isolated | Q2 |
| 56467 | Isolated | Q1 |
| 56468 | Isolated | Q1 |
| 56469 | Isolated | Q1 |
| 56470 | Small Rural | Q2 |
| 56472 | Isolated | Q1 |
| 56473 | Large Rural | Q1 |
| 56474 | Isolated | Q2 |
| 56475 | Small Rural | Q2 |
| 56477 | Isolated | Q2 |
| 56479 | Small Rural | Q2 |
| 56481 | Isolated | Q2 |
| 56482 | Small Rural | Q3 |
| 56484 | Isolated | Q3 |
| 56501 | Small Rural | Q2 |
| 56502 | Small Rural | Q2 |
| 56510 | Isolated | Q2 |
| 56511 | Isolated | Q1 |
| 56514 | Urban | Q1 |
| 56515 | Large Rural | Q1 |
| 56516 | Isolated | Q1 |
| 56517 | Urban | Q1 |
| 56518 | Isolated | Q1 |
| 56519 | Isolated | Q1 |
| 56520 | Large Rural | Q2 |
| 56521 | Isolated | Q2 |
| 56522 | Large Rural | Q1 |
| 56523 | Urban | Q1 |
| 56524 | Large Rural | Q1 |
| 56525 | Urban | Q1 |
| 56527 | Isolated | Q2 |
| 56528 | Large Rural | Q1 |
| 56529 | Urban | Q2 |
| 56531 | Isolated | Q1 |
| 56533 | Large Rural | Q1 |
| 56534 | Large Rural | Q1 |
| 56535 | Isolated | Q2 |
| 56536 | Urban | Q1 |
| 56537 | Large Rural | Q2 |
| 56538 | Large Rural | Q2 |
| 56540 | Isolated | Q2 |
| 56541 | Isolated | Q1 |
| 56542 | Isolated | Q2 |

Appendix D. List of 5-Digit Zip Codes and Mapping to Urban and Socioeconomic Status Categories

| 5-Digit Zip Code | Rural/Urban Categorization | SES Quartile |
|------------------|----------------------------|--------------|
| 56543 | Large Rural | Q2 |
| 56544 | Small Rural | Q2 |
| 56545 | Isolated | Q1 |
| 56546 | Urban | Q1 |
| 56547 | Urban | Q1 |
| 56548 | Urban | Q2 |
| 56549 | Urban | Q1 |
| 56550 | Urban | Q1 |
| 56551 | Isolated | Q2 |
| 56552 | Urban | Q1 |
| 56553 | Large Rural | Q1 |
| 56554 | Urban | Q1 |
| 56556 | Isolated | Q2 |
| 56557 | Isolated | Q3 |
| 56560 | Urban | Q2 |
| 56561 | Urban | Q2 |
| 56562 | Urban | Q2 |
| 56563 | Urban | Q2 |
| 56565 | Large Rural | Q2 |
| 56566 | Isolated | Q4 |
| 56567 | Isolated | Q2 |
| 56568 | Urban | Q2 |
| 56569 | Isolated | Q4 |
| 56570 | Isolated | Q1 |
| 56571 | Isolated | Q1 |
| 56572 | Isolated | Q2 |
| 56573 | Small Rural | Q1 |
| 56574 | Urban | Q1 |
| 56575 | Isolated | Q3 |
| 56576 | Isolated | Q1 |
| 56577 | Small Rural | Q1 |
| 56578 | Small Rural | Q1 |
| 56579 | Large Rural | Q1 |
| 56580 | Urban | Q1 |
| 56581 | Urban | Q2 |
| 56583 | Isolated | Q1 |
| 56584 | Isolated | Q2 |
| 56585 | Urban | Q1 |
| 56586 | Large Rural | Q1 |
| 56587 | Small Rural | Q1 |
| 56588 | Large Rural | Q1 |
| 56589 | Isolated | Q3 |
| 56590 | Isolated | Q1 |
| 56591 | Isolated | Q3 |

Appendix D. List of 5-Digit Zip Codes and Mapping to Urban and Socioeconomic Status Categories

| 5-Digit Zip Code | Rural/Urban Categorization | SES Quartile |
|------------------|----------------------------|--------------|
| 56592 | Isolated | Q2 |
| 56593 | Isolated | Q2 |
| 56594 | Large Rural | Q1 |
| 56601 | Large Rural | Q2 |
| 56619 | Large Rural | Q2 |
| 56621 | Large Rural | Q3 |
| 56623 | Isolated | Q2 |
| 56626 | Isolated | Q4 |
| 56627 | Small Rural | Q2 |
| 56628 | Isolated | Q2 |
| 56629 | Small Rural | Q1 |
| 56630 | Large Rural | Q2 |
| 56631 | Isolated | Q2 |
| 56633 | Isolated | Q4 |
| 56634 | Isolated | Q2 |
| 56636 | Isolated | Q2 |
| 56637 | Isolated | Q2 |
| 56639 | Isolated | Q2 |
| 56641 | Isolated | Q3 |
| 56644 | Isolated | Q2 |
| 56646 | Isolated | Q2 |
| 56647 | Large Rural | Q1 |
| 56649 | Small Rural | Q2 |
| 56650 | Isolated | Q3 |
| 56651 | Isolated | Q2 |
| 56652 | Isolated | Q2 |
| 56653 | Small Rural | Q1 |
| 56654 | Small Rural | Q2 |
| 56655 | Isolated | Q2 |
| 56657 | Small Rural | Q1 |
| 56658 | Small Rural | Missing |
| 56659 | Isolated | Q2 |
| 56660 | Small Rural | Q1 |
| 56661 | Small Rural | Q3 |
| 56662 | Isolated | Q1 |
| 56663 | Large Rural | Q1 |
| 56666 | Large Rural | Q4 |
| 56667 | Large Rural | Q2 |
| 56668 | Small Rural | Q2 |
| 56669 | Small Rural | Q2 |
| 56670 | Large Rural | Q4 |
| 56671 | Large Rural | Q4 |
| 56672 | Isolated | Q2 |
| 56673 | Small Rural | Q1 |

Appendix D. List of 5-Digit Zip Codes and Mapping to Urban and Socioeconomic Status Categories

| 5-Digit Zip Code | Rural/Urban Categorization | SES Quartile |
|------------------|----------------------------|--------------|
| 56676 | Large Rural | Q2 |
| 56678 | Large Rural | Q2 |
| 56679 | Small Rural | Q2 |
| 56680 | Isolated | Q1 |
| 56681 | Isolated | Q4 |
| 56683 | Large Rural | Q1 |
| 56684 | Isolated | Q2 |
| 56685 | Isolated | Q2 |
| 56686 | Isolated | Q1 |
| 56687 | Large Rural | Q1 |
| 56688 | Isolated | Q2 |
| 56701 | Small Rural | Q2 |
| 56710 | Isolated | Q1 |
| 56711 | Isolated | Q1 |
| 56713 | Urban | Q1 |
| 56714 | Small Rural | Q1 |
| 56715 | Isolated | Q2 |
| 56716 | Small Rural | Q3 |
| 56720 | Isolated | Q2 |
| 56721 | Urban | Q2 |
| 56722 | Urban | Q1 |
| 56723 | Urban | Q1 |
| 56724 | Isolated | Q2 |
| 56725 | Small Rural | Q1 |
| 56726 | Isolated | Q1 |
| 56727 | Isolated | Q2 |
| 56728 | Isolated | Q1 |
| 56729 | Isolated | Q1 |
| 56731 | Isolated | Q1 |
| 56732 | Isolated | Q3 |
| 56733 | Isolated | Q1 |
| 56734 | Isolated | Q2 |
| 56735 | Isolated | Q1 |
| 56736 | Isolated | Q1 |
| 56737 | Isolated | Q1 |
| 56738 | Small Rural | Q1 |
| 56740 | Isolated | Q1 |
| 56741 | Isolated | Q1 |
| 56742 | Isolated | Q1 |
| 56744 | Urban | Q1 |
| 56748 | Isolated | Q1 |
| 56750 | Isolated | Q1 |
| 56751 | Small Rural | Q1 |
| 56754 | Small Rural | Q2 |

Appendix D. List of 5-Digit Zip Codes and Mapping to Urban and Socioeconomic Status Categories

| 5-Digit Zip Code | Rural/Urban Categorization | SES Quartile |
|------------------|----------------------------|--------------|
| 56755 | Isolated | Q1 |
| 56756 | Small Rural | Q1 |
| 56757 | Urban | Q1 |
| 56758 | Small Rural | Q2 |
| 56759 | Isolated | Q1 |
| 56760 | Small Rural | Q2 |
| 56761 | Small Rural | Q1 |
| 56762 | Isolated | Q2 |
| 56763 | Isolated | Q2 |
| 56901 | Urban | Q4 |
| 56902 | Urban | Q4 |
| 56904 | Urban | Q4 |
| 56908 | Urban | Q4 |
| 56915 | Urban | Q4 |
| 56920 | Urban | Q4 |
| 56933 | Urban | Q1 |
| 56935 | Urban | Q4 |
| 56944 | Urban | Q4 |
| 56945 | Urban | Q4 |
| 56950 | Urban | Q3 |
| 56965 | Urban | Q4 |
| 56967 | Urban | Q4 |
| 56972 | Urban | Q4 |
| 56998 | Urban | Q4 |
| 56999 | Urban | Q4 |
| 57001 | Isolated | Q1 |
| 57002 | Large Rural | Q1 |
| 57003 | Urban | Q1 |
| 57004 | Isolated | Q1 |
| 57005 | Urban | Q1 |
| 57006 | Large Rural | Q2 |
| 57007 | Large Rural | Q2 |
| 57010 | Large Rural | Q1 |
| 57012 | Urban | Q1 |
| 57013 | Urban | Q1 |
| 57014 | Isolated | Q1 |
| 57015 | Urban | Q1 |
| 57016 | Urban | Q1 |
| 57017 | Urban | Q2 |
| 57018 | Urban | Q1 |
| 57020 | Urban | Q1 |
| 57021 | Isolated | Q1 |
| 57022 | Urban | Q1 |
| 57024 | Isolated | Q3 |

Appendix D. List of 5-Digit Zip Codes and Mapping to Urban and Socioeconomic Status Categories

| 5-Digit Zip Code | Rural/Urban Categorization | SES Quartile |
|------------------|----------------------------|--------------|
| 57025 | Urban | Q1 |
| 57026 | Large Rural | Q2 |
| 57027 | Urban | Q2 |
| 57028 | Isolated | Q3 |
| 57029 | Isolated | Q2 |
| 57030 | Urban | Q1 |
| 57031 | Large Rural | Q1 |
| 57032 | Urban | Q1 |
| 57033 | Urban | Q1 |
| 57034 | Urban | Q1 |
| 57035 | Urban | Q1 |
| 57036 | Isolated | Q1 |
| 57037 | Large Rural | Q2 |
| 57038 | Urban | Q1 |
| 57039 | Urban | Q1 |
| 57040 | Large Rural | Q1 |
| 57041 | Urban | Q1 |
| 57042 | Small Rural | Q2 |
| 57043 | Urban | Q1 |
| 57045 | Isolated | Q1 |
| 57046 | Large Rural | Q1 |
| 57047 | Urban | Q3 |
| 57048 | Urban | Q1 |
| 57049 | Urban | Q1 |
| 57050 | Small Rural | Q1 |
| 57051 | Isolated | Q1 |
| 57052 | Isolated | Q3 |
| 57053 | Urban | Q1 |
| 57054 | Small Rural | Q1 |
| 57055 | Urban | Q1 |
| 57057 | Small Rural | Q1 |
| 57058 | Urban | Q1 |
| 57059 | Isolated | Q2 |
| 57061 | Large Rural | Q2 |
| 57062 | Isolated | Q2 |
| 57063 | Isolated | Q1 |
| 57064 | Urban | Q1 |
| 57065 | Urban | Q2 |
| 57066 | Isolated | Q2 |
| 57067 | Large Rural | Q1 |
| 57068 | Urban | Q1 |
| 57069 | Large Rural | Q3 |
| 57070 | Isolated | Q2 |
| 57071 | Large Rural | Q1 |

Appendix D. List of 5-Digit Zip Codes and Mapping to Urban and Socioeconomic Status Categories

| 5-Digit Zip Code | Rural/Urban Categorization | SES Quartile |
|------------------|----------------------------|--------------|
| 57072 | Large Rural | Q1 |
| 57073 | Large Rural | Q1 |
| 57075 | Urban | Q1 |
| 57076 | Small Rural | Q1 |
| 57077 | Urban | Q1 |
| 57078 | Large Rural | Q2 |
| 57101 | Urban | Q4 |
| 57103 | Urban | Q3 |
| 57104 | Urban | Q4 |
| 57105 | Urban | Q2 |
| 57106 | Urban | Q2 |
| 57107 | Urban | Q2 |
| 57108 | Urban | Q1 |
| 57109 | Urban | Q2 |
| 57110 | Urban | Q2 |
| 57117 | Urban | Q1 |
| 57118 | Urban | Q4 |
| 57186 | Urban | Q4 |
| 57193 | Urban | Q4 |
| 57197 | Urban | Q1 |
| 57198 | Urban | Q1 |
| 57201 | Large Rural | Q2 |
| 57212 | Isolated | Q1 |
| 57213 | Isolated | Q1 |
| 57214 | Isolated | Q1 |
| 57216 | Small Rural | Q2 |
| 57217 | Isolated | Q1 |
| 57218 | Isolated | Q1 |
| 57219 | Isolated | Q1 |
| 57220 | Large Rural | Q1 |
| 57221 | Isolated | Q1 |
| 57223 | Isolated | Q1 |
| 57224 | Isolated | Q1 |
| 57225 | Isolated | Q2 |
| 57226 | Isolated | Q1 |
| 57227 | Isolated | Q1 |
| 57231 | Isolated | Q1 |
| 57232 | Isolated | Q1 |
| 57233 | Isolated | Q3 |
| 57234 | Isolated | Q2 |
| 57235 | Large Rural | Q1 |
| 57236 | Isolated | Q1 |
| 57237 | Isolated | Q1 |
| 57238 | Isolated | Q2 |

Appendix D. List of 5-Digit Zip Codes and Mapping to Urban and Socioeconomic Status Categories

| 5-Digit Zip Code | Rural/Urban Categorization | SES Quartile |
|------------------|----------------------------|--------------|
| 57239 | Isolated | Q2 |
| 57241 | Isolated | Q1 |
| 57242 | Isolated | Q1 |
| 57243 | Large Rural | Q1 |
| 57245 | Large Rural | Q1 |
| 57246 | Isolated | Q1 |
| 57247 | Isolated | Q1 |
| 57248 | Isolated | Q1 |
| 57249 | Isolated | Q1 |
| 57251 | Small Rural | Q1 |
| 57252 | Small Rural | Q1 |
| 57255 | Isolated | Q2 |
| 57256 | Isolated | Q1 |
| 57257 | Isolated | Q4 |
| 57258 | Isolated | Q3 |
| 57259 | Isolated | Q1 |
| 57260 | Isolated | Q1 |
| 57261 | Isolated | Q1 |
| 57262 | Isolated | Q4 |
| 57263 | Large Rural | Q1 |
| 57264 | Isolated | Q1 |
| 57265 | Isolated | Q1 |
| 57266 | Isolated | Q3 |
| 57268 | Isolated | Q1 |
| 57269 | Isolated | Q1 |
| 57270 | Isolated | Q3 |
| 57271 | Isolated | Q2 |
| 57272 | Large Rural | Q1 |
| 57273 | Isolated | Q3 |
| 57274 | Isolated | Q3 |
| 57276 | Large Rural | Q1 |
| 57278 | Isolated | Q2 |
| 57279 | Isolated | Q1 |
| 57301 | Large Rural | Q2 |
| 57311 | Large Rural | Q1 |
| 57312 | Isolated | Q2 |
| 57313 | Isolated | Q2 |
| 57314 | Isolated | Q2 |
| 57315 | Isolated | Q1 |
| 57317 | Isolated | Q3 |
| 57319 | Urban | Q2 |
| 57321 | Isolated | Q1 |
| 57322 | Large Rural | Q2 |
| 57323 | Isolated | Q1 |

Appendix D. List of 5-Digit Zip Codes and Mapping to Urban and Socioeconomic Status Categories

| 5-Digit Zip Code | Rural/Urban Categorization | SES Quartile |
|------------------|----------------------------|--------------|
| 57324 | Large Rural | Q1 |
| 57325 | Isolated | Q2 |
| 57326 | Isolated | Q2 |
| 57328 | Isolated | Q1 |
| 57329 | Isolated | Q1 |
| 57330 | Isolated | Q1 |
| 57331 | Isolated | Q1 |
| 57332 | Large Rural | Q1 |
| 57334 | Large Rural | Q1 |
| 57335 | Isolated | Q1 |
| 57337 | Isolated | Q3 |
| 57339 | Isolated | Q4 |
| 57340 | Large Rural | Q1 |
| 57341 | Isolated | Q1 |
| 57342 | Isolated | Q1 |
| 57344 | Isolated | Q1 |
| 57345 | Isolated | Q1 |
| 57346 | Isolated | Q4 |
| 57348 | Isolated | Q1 |
| 57349 | Isolated | Q2 |
| 57350 | Large Rural | Q3 |
| 57353 | Isolated | Q1 |
| 57354 | Isolated | Q2 |
| 57355 | Isolated | Q2 |
| 57356 | Isolated | Q4 |
| 57358 | Isolated | Q1 |
| 57359 | Isolated | Q1 |
| 57361 | Isolated | Q4 |
| 57362 | Isolated | Q2 |
| 57363 | Large Rural | Q1 |
| 57364 | Isolated | Q2 |
| 57365 | Isolated | Q1 |
| 57366 | Isolated | Q2 |
| 57367 | Isolated | Q2 |
| 57368 | Isolated | Q2 |
| 57369 | Isolated | Q2 |
| 57370 | Isolated | Q2 |
| 57371 | Isolated | Q1 |
| 57373 | Isolated | Q1 |
| 57374 | Urban | Q2 |
| 57375 | Isolated | Q1 |
| 57376 | Isolated | Q2 |
| 57379 | Isolated | Q3 |
| 57380 | Isolated | Q4 |

Appendix D. List of 5-Digit Zip Codes and Mapping to Urban and Socioeconomic Status Categories

| 5-Digit Zip Code | Rural/Urban Categorization | SES Quartile |
|------------------|----------------------------|--------------|
| 57381 | Isolated | Q3 |
| 57382 | Isolated | Q2 |
| 57383 | Isolated | Q1 |
| 57384 | Isolated | Q1 |
| 57385 | Isolated | Q1 |
| 57386 | Large Rural | Q2 |
| 57399 | Large Rural | Q3 |
| 57401 | Large Rural | Q2 |
| 57402 | Large Rural | Q2 |
| 57420 | Isolated | Q1 |
| 57421 | Isolated | Q2 |
| 57422 | Isolated | Q2 |
| 57424 | Isolated | Q1 |
| 57426 | Large Rural | Q1 |
| 57427 | Large Rural | Q1 |
| 57428 | Isolated | Q1 |
| 57429 | Isolated | Q1 |
| 57430 | Isolated | Q1 |
| 57432 | Large Rural | Q2 |
| 57433 | Large Rural | Q1 |
| 57434 | Isolated | Q1 |
| 57435 | Isolated | Q1 |
| 57436 | Isolated | Q1 |
| 57437 | Isolated | Q2 |
| 57438 | Isolated | Q2 |
| 57439 | Large Rural | Q1 |
| 57440 | Isolated | Q3 |
| 57441 | Large Rural | Q1 |
| 57442 | Isolated | Q2 |
| 57445 | Large Rural | Q1 |
| 57446 | Large Rural | Q1 |
| 57448 | Isolated | Q2 |
| 57449 | Large Rural | Q1 |
| 57450 | Isolated | Q1 |
| 57451 | Large Rural | Q1 |
| 57452 | Isolated | Q2 |
| 57454 | Isolated | Q2 |
| 57455 | Isolated | Q1 |
| 57456 | Isolated | Q3 |
| 57457 | Isolated | Q1 |
| 57460 | Large Rural | Q1 |
| 57461 | Isolated | Q1 |
| 57465 | Isolated | Q1 |
| 57466 | Isolated | Q1 |

Appendix D. List of 5-Digit Zip Codes and Mapping to Urban and Socioeconomic Status Categories

| 5-Digit Zip Code | Rural/Urban Categorization | SES Quartile |
|------------------|----------------------------|--------------|
| 57467 | Isolated | Q1 |
| 57468 | Isolated | Q1 |
| 57469 | Isolated | Q2 |
| 57470 | Isolated | Q1 |
| 57471 | Isolated | Q2 |
| 57472 | Isolated | Q2 |
| 57473 | Isolated | Q1 |
| 57474 | Large Rural | Q1 |
| 57475 | Isolated | Q1 |
| 57476 | Isolated | Q1 |
| 57477 | Isolated | Q1 |
| 57479 | Large Rural | Q1 |
| 57481 | Large Rural | Q2 |
| 57501 | Large Rural | Q2 |
| 57520 | Isolated | Q2 |
| 57521 | Isolated | Q1 |
| 57522 | Large Rural | Q2 |
| 57523 | Isolated | Q2 |
| 57528 | Isolated | Q1 |
| 57529 | Isolated | Q2 |
| 57531 | Isolated | Q1 |
| 57532 | Large Rural | Q2 |
| 57533 | Isolated | Q3 |
| 57534 | Isolated | Q1 |
| 57536 | Large Rural | Q3 |
| 57537 | Large Rural | Q1 |
| 57538 | Isolated | Q2 |
| 57540 | Isolated | Q2 |
| 57541 | Isolated | Q3 |
| 57543 | Isolated | Q2 |
| 57544 | Isolated | Q2 |
| 57547 | Isolated | Q1 |
| 57548 | Isolated | Q4 |
| 57551 | Isolated | Q3 |
| 57552 | Isolated | Q1 |
| 57553 | Isolated | Q2 |
| 57555 | Isolated | Q4 |
| 57559 | Isolated | Q2 |
| 57560 | Isolated | Q4 |
| 57562 | Isolated | Q1 |
| 57563 | Isolated | Q4 |
| 57564 | Isolated | Q1 |
| 57566 | Isolated | Q4 |
| 57567 | Isolated | Q1 |

Appendix D. List of 5-Digit Zip Codes and Mapping to Urban and Socioeconomic Status Categories

| 5-Digit Zip Code | Rural/Urban Categorization | SES Quartile |
|------------------|----------------------------|--------------|
| 57568 | Isolated | Q1 |
| 57569 | Isolated | Q1 |
| 57570 | Urban | Q4 |
| 57571 | Isolated | Q1 |
| 57572 | Urban | Q4 |
| 57574 | Isolated | Q1 |
| 57576 | Isolated | Q1 |
| 57577 | Isolated | Q4 |
| 57579 | Isolated | Q4 |
| 57580 | Small Rural | Q3 |
| 57584 | Isolated | Q1 |
| 57585 | Isolated | Q2 |
| 57601 | Small Rural | Q3 |
| 57620 | Isolated | Q1 |
| 57621 | Isolated | Q4 |
| 57622 | Isolated | Q4 |
| 57623 | Isolated | Q3 |
| 57625 | Small Rural | Q4 |
| 57626 | Urban | Q2 |
| 57630 | Isolated | Q1 |
| 57631 | Isolated | Q1 |
| 57632 | Isolated | Q1 |
| 57633 | Isolated | Q2 |
| 57634 | Isolated | Q1 |
| 57636 | Isolated | Q4 |
| 57638 | Isolated | Q2 |
| 57639 | Isolated | Q4 |
| 57640 | Isolated | Q1 |
| 57641 | Isolated | Q2 |
| 57642 | Urban | Q4 |
| 57644 | Isolated | Q1 |
| 57645 | Isolated | Q1 |
| 57646 | Isolated | Q1 |
| 57648 | Isolated | Q1 |
| 57649 | Isolated | Q1 |
| 57650 | Isolated | Q1 |
| 57651 | Isolated | Q2 |
| 57652 | Isolated | Q4 |
| 57656 | Isolated | Q2 |
| 57657 | Isolated | Q2 |
| 57658 | Urban | Q4 |
| 57659 | Isolated | Q2 |
| 57660 | Isolated | Q1 |
| 57661 | Isolated | Q4 |

Appendix D. List of 5-Digit Zip Codes and Mapping to Urban and Socioeconomic Status Categories

| 5-Digit Zip Code | Rural/Urban Categorization | SES Quartile |
|------------------|----------------------------|--------------|
| 57701 | Urban | Q3 |
| 57702 | Urban | Q1 |
| 57703 | Urban | Q1 |
| 57706 | Urban | Q2 |
| 57709 | Urban | Q3 |
| 57714 | Isolated | Q4 |
| 57716 | Isolated | Q3 |
| 57717 | Small Rural | Q2 |
| 57718 | Urban | Q1 |
| 57719 | Urban | Q2 |
| 57720 | Isolated | Q1 |
| 57722 | Urban | Q1 |
| 57724 | Isolated | Q2 |
| 57725 | Urban | Q2 |
| 57730 | Urban | Q1 |
| 57732 | Isolated | Q2 |
| 57735 | Small Rural | Q2 |
| 57737 | Urban | Q1 |
| 57738 | Urban | Q1 |
| 57741 | Urban | Q2 |
| 57744 | Urban | Q2 |
| 57745 | Urban | Q2 |
| 57747 | Small Rural | Q2 |
| 57748 | Urban | Q3 |
| 57750 | Isolated | Q4 |
| 57751 | Urban | Q2 |
| 57752 | Isolated | Q4 |
| 57754 | Small Rural | Q1 |
| 57755 | Isolated | Q1 |
| 57756 | Isolated | Q4 |
| 57758 | Urban | Q1 |
| 57759 | Small Rural | Q1 |
| 57760 | Isolated | Q2 |
| 57761 | Urban | Q1 |
| 57762 | Isolated | Q1 |
| 57763 | Small Rural | Q1 |
| 57764 | Isolated | Q4 |
| 57766 | Small Rural | Q2 |
| 57767 | Urban | Q1 |
| 57769 | Urban | Q1 |
| 57770 | Urban | Q4 |
| 57772 | Isolated | Q4 |
| 57773 | Urban | Q1 |
| 57775 | Urban | Q1 |

Appendix D. List of 5-Digit Zip Codes and Mapping to Urban and Socioeconomic Status Categories

| 5-Digit Zip Code | Rural/Urban Categorization | SES Quartile |
|------------------|----------------------------|--------------|
| 57776 | Isolated | Missing |
| 57779 | Isolated | Q1 |
| 57780 | Urban | Q1 |
| 57782 | Small Rural | Q1 |
| 57783 | Large Rural | Q2 |
| 57785 | Small Rural | Q2 |
| 57787 | Urban | Q1 |
| 57788 | Isolated | Q2 |
| 57790 | Urban | Q1 |
| 57791 | Urban | Q1 |
| 57792 | Urban | Q1 |
| 57793 | Isolated | Q1 |
| 57794 | Isolated | Q4 |
| 57799 | Large Rural | Q1 |
| 58001 | Urban | Q1 |
| 58002 | Urban | Q1 |
| 58004 | Urban | Q1 |
| 58005 | Urban | Q1 |
| 58006 | Urban | Q1 |
| 58007 | Urban | Q1 |
| 58008 | Isolated | Q1 |
| 58009 | Isolated | Q2 |
| 58011 | Urban | Q1 |
| 58012 | Urban | Q1 |
| 58013 | Isolated | Q1 |
| 58015 | Urban | Q1 |
| 58016 | Isolated | Q1 |
| 58017 | Isolated | Q2 |
| 58018 | Urban | Q1 |
| 58021 | Urban | Q1 |
| 58027 | Isolated | Q2 |
| 58029 | Urban | Q1 |
| 58030 | Large Rural | Q1 |
| 58031 | Small Rural | Q1 |
| 58032 | Isolated | Q2 |
| 58033 | Isolated | Q1 |
| 58035 | Isolated | Q1 |
| 58036 | Urban | Q1 |
| 58038 | Urban | Q1 |
| 58040 | Isolated | Q1 |
| 58041 | Isolated | Q1 |
| 58042 | Urban | Q1 |
| 58043 | Isolated | Q1 |
| 58045 | Isolated | Q1 |

Appendix D. List of 5-Digit Zip Codes and Mapping to Urban and Socioeconomic Status Categories

| 5-Digit Zip Code | Rural/Urban Categorization | SES Quartile |
|------------------|----------------------------|--------------|
| 58046 | Isolated | Q1 |
| 58047 | Urban | Q1 |
| 58048 | Urban | Q1 |
| 58049 | Small Rural | Q1 |
| 58051 | Urban | Q1 |
| 58052 | Urban | Q1 |
| 58053 | Isolated | Q2 |
| 58054 | Isolated | Q2 |
| 58056 | Isolated | Q1 |
| 58057 | Isolated | Q1 |
| 58058 | Isolated | Q2 |
| 58059 | Urban | Q1 |
| 58060 | Isolated | Q1 |
| 58061 | Isolated | Q1 |
| 58062 | Small Rural | Q2 |
| 58063 | Small Rural | Q1 |
| 58064 | Urban | Q1 |
| 58065 | Small Rural | Q1 |
| 58067 | Isolated | Q1 |
| 58068 | Isolated | Q2 |
| 58069 | Isolated | Q1 |
| 58071 | Urban | Q1 |
| 58072 | Small Rural | Q2 |
| 58074 | Large Rural | Q2 |
| 58075 | Large Rural | Q2 |
| 58076 | Large Rural | Q1 |
| 58077 | Urban | Q1 |
| 58078 | Urban | Q1 |
| 58079 | Urban | Q1 |
| 58081 | Isolated | Q1 |
| 58102 | Urban | Q3 |
| 58103 | Urban | Q3 |
| 58104 | Urban | Q1 |
| 58105 | Urban | Q1 |
| 58106 | Urban | Q3 |
| 58107 | Urban | Q3 |
| 58108 | Urban | Q3 |
| 58109 | Urban | Q3 |
| 58121 | Urban | Q3 |
| 58122 | Urban | Q3 |
| 58124 | Urban | Q3 |
| 58125 | Urban | Q3 |
| 58126 | Urban | Q3 |
| 58201 | Urban | Q3 |

Appendix D. List of 5-Digit Zip Codes and Mapping to Urban and Socioeconomic Status Categories

| 5-Digit Zip Code | Rural/Urban Categorization | SES Quartile |
|------------------|----------------------------|--------------|
| 58202 | Urban | Q1 |
| 58203 | Urban | Q3 |
| 58204 | Small Rural | Q1 |
| 58205 | Small Rural | Q1 |
| 58206 | Urban | Q3 |
| 58207 | Small Rural | Q1 |
| 58208 | Urban | Q3 |
| 58210 | Isolated | Q2 |
| 58212 | Isolated | Q1 |
| 58214 | Urban | Q1 |
| 58216 | Isolated | Q1 |
| 58218 | Urban | Q1 |
| 58219 | Isolated | Q1 |
| 58220 | Isolated | Q1 |
| 58222 | Isolated | Q1 |
| 58223 | Urban | Q1 |
| 58224 | Isolated | Q2 |
| 58225 | Isolated | Q1 |
| 58227 | Isolated | Q1 |
| 58228 | Urban | Q2 |
| 58229 | Isolated | Q1 |
| 58230 | Isolated | Q1 |
| 58231 | Isolated | Q1 |
| 58233 | Isolated | Q1 |
| 58235 | Urban | Q2 |
| 58236 | Isolated | Q1 |
| 58237 | Small Rural | Q2 |
| 58238 | Isolated | Q1 |
| 58239 | Isolated | Q1 |
| 58240 | Urban | Q1 |
| 58241 | Isolated | Q1 |
| 58243 | Isolated | Q1 |
| 58244 | Urban | Q1 |
| 58249 | Isolated | Q1 |
| 58250 | Isolated | Q1 |
| 58251 | Urban | Q1 |
| 58254 | Isolated | Q1 |
| 58255 | Isolated | Q1 |
| 58256 | Urban | Q1 |
| 58257 | Isolated | Q2 |
| 58258 | Urban | Q1 |
| 58259 | Isolated | Q1 |
| 58260 | Isolated | Q1 |
| 58261 | Small Rural | Q1 |

Appendix D. List of 5-Digit Zip Codes and Mapping to Urban and Socioeconomic Status Categories

| 5-Digit Zip Code | Rural/Urban Categorization | SES Quartile |
|------------------|----------------------------|--------------|
| 58262 | Isolated | Q2 |
| 58265 | Isolated | Q1 |
| 58266 | Urban | Q1 |
| 58267 | Isolated | Q1 |
| 58269 | Isolated | Q1 |
| 58270 | Isolated | Q2 |
| 58271 | Isolated | Q1 |
| 58272 | Isolated | Q1 |
| 58273 | Isolated | Q1 |
| 58274 | Isolated | Q2 |
| 58275 | Urban | Q1 |
| 58276 | Isolated | Q1 |
| 58277 | Isolated | Q1 |
| 58278 | Urban | Q1 |
| 58281 | Isolated | Q1 |
| 58282 | Isolated | Q2 |
| 58301 | Small Rural | Q3 |
| 58310 | Isolated | Q1 |
| 58311 | Isolated | Q1 |
| 58313 | Small Rural | Q2 |
| 58316 | Isolated | Q4 |
| 58317 | Isolated | Q1 |
| 58318 | Isolated | Q1 |
| 58321 | Small Rural | Q1 |
| 58323 | Isolated | Q1 |
| 58324 | Isolated | Q2 |
| 58325 | Small Rural | Q1 |
| 58327 | Small Rural | Q1 |
| 58329 | Isolated | Q4 |
| 58330 | Small Rural | Q1 |
| 58331 | Isolated | Q1 |
| 58332 | Isolated | Q1 |
| 58335 | Isolated | Q4 |
| 58338 | Small Rural | Q1 |
| 58339 | Isolated | Q1 |
| 58341 | Isolated | Q1 |
| 58343 | Isolated | Q3 |
| 58344 | Isolated | Q2 |
| 58345 | Small Rural | Q1 |
| 58346 | Isolated | Q1 |
| 58348 | Isolated | Q1 |
| 58351 | Isolated | Q3 |
| 58352 | Isolated | Q1 |
| 58353 | Isolated | Q1 |

Appendix D. List of 5-Digit Zip Codes and Mapping to Urban and Socioeconomic Status Categories

| 5-Digit Zip Code | Rural/Urban Categorization | SES Quartile |
|------------------|----------------------------|--------------|
| 58355 | Isolated | Q1 |
| 58356 | Isolated | Q2 |
| 58357 | Isolated | Q4 |
| 58361 | Isolated | Q1 |
| 58362 | Small Rural | Q1 |
| 58363 | Isolated | Q1 |
| 58365 | Isolated | Q2 |
| 58366 | Isolated | Q3 |
| 58367 | Isolated | Q3 |
| 58368 | Small Rural | Q2 |
| 58369 | Isolated | Q3 |
| 58370 | Isolated | Q4 |
| 58372 | Isolated | Q1 |
| 58374 | Isolated | Q3 |
| 58377 | Small Rural | Q1 |
| 58379 | Isolated | Q4 |
| 58380 | Isolated | Q2 |
| 58381 | Isolated | Q2 |
| 58382 | Small Rural | Q1 |
| 58384 | Isolated | Q1 |
| 58385 | Small Rural | Q1 |
| 58386 | Isolated | Q1 |
| 58401 | Large Rural | Q2 |
| 58402 | Large Rural | Q2 |
| 58405 | Large Rural | Q1 |
| 58413 | Isolated | Q2 |
| 58415 | Isolated | Q1 |
| 58416 | Isolated | Q1 |
| 58418 | Isolated | Q1 |
| 58420 | Large Rural | Q1 |
| 58421 | Isolated | Q2 |
| 58422 | Isolated | Q2 |
| 58423 | Isolated | Q1 |
| 58424 | Large Rural | Q1 |
| 58425 | Isolated | Q1 |
| 58426 | Large Rural | Q1 |
| 58428 | Isolated | Q1 |
| 58429 | Small Rural | Q1 |
| 58430 | Isolated | Q2 |
| 58431 | Isolated | Q1 |
| 58433 | Isolated | Q1 |
| 58436 | Isolated | Q2 |
| 58438 | Isolated | Q1 |
| 58439 | Isolated | Q1 |

Appendix D. List of 5-Digit Zip Codes and Mapping to Urban and Socioeconomic Status Categories

| 5-Digit Zip Code | Rural/Urban Categorization | SES Quartile |
|------------------|----------------------------|--------------|
| 58440 | Isolated | Q1 |
| 58441 | Isolated | Q2 |
| 58442 | Isolated | Q1 |
| 58443 | Isolated | Q2 |
| 58444 | Isolated | Q2 |
| 58445 | Isolated | Q1 |
| 58448 | Isolated | Q2 |
| 58451 | Isolated | Q1 |
| 58452 | Isolated | Q1 |
| 58454 | Isolated | Q1 |
| 58455 | Large Rural | Q1 |
| 58456 | Isolated | Q1 |
| 58458 | Isolated | Q2 |
| 58460 | Isolated | Q1 |
| 58461 | Small Rural | Q2 |
| 58463 | Isolated | Q3 |
| 58464 | Isolated | Q2 |
| 58466 | Isolated | Q1 |
| 58467 | Large Rural | Q1 |
| 58472 | Large Rural | Q1 |
| 58474 | Isolated | Q1 |
| 58475 | Isolated | Q1 |
| 58476 | Large Rural | Q1 |
| 58477 | Urban | Q2 |
| 58478 | Isolated | Q1 |
| 58479 | Small Rural | Q2 |
| 58480 | Small Rural | Q1 |
| 58481 | Small Rural | Q1 |
| 58482 | Isolated | Q1 |
| 58483 | Large Rural | Q2 |
| 58484 | Isolated | Q1 |
| 58486 | Isolated | Q1 |
| 58487 | Isolated | Q1 |
| 58488 | Isolated | Q1 |
| 58490 | Isolated | Q1 |
| 58492 | Small Rural | Q1 |
| 58494 | Urban | Q2 |
| 58495 | Isolated | Q2 |
| 58496 | Large Rural | Q2 |
| 58497 | Large Rural | Q1 |
| 58501 | Urban | Q2 |
| 58502 | Urban | Q2 |
| 58503 | Urban | Q1 |
| 58504 | Urban | Q2 |

Appendix D. List of 5-Digit Zip Codes and Mapping to Urban and Socioeconomic Status Categories

| 5-Digit Zip Code | Rural/Urban Categorization | SES Quartile |
|------------------|----------------------------|--------------|
| 58505 | Urban | Missing |
| 58506 | Urban | Q2 |
| 58507 | Urban | Q2 |
| 58520 | Isolated | Q1 |
| 58521 | Urban | Q1 |
| 58523 | Small Rural | Q1 |
| 58524 | Isolated | Q3 |
| 58528 | Isolated | Q4 |
| 58529 | Isolated | Q1 |
| 58530 | Isolated | Q1 |
| 58531 | Isolated | Q1 |
| 58532 | Urban | Q2 |
| 58533 | Isolated | Q2 |
| 58535 | Urban | Q1 |
| 58538 | Isolated | Q4 |
| 58540 | Isolated | Q2 |
| 58541 | Isolated | Q2 |
| 58542 | Isolated | Q1 |
| 58544 | Isolated | Q1 |
| 58545 | Isolated | Q1 |
| 58549 | Isolated | Q1 |
| 58552 | Isolated | Q2 |
| 58554 | Urban | Q1 |
| 58558 | Urban | Q1 |
| 58559 | Urban | Q1 |
| 58560 | Urban | Q1 |
| 58561 | Isolated | Q1 |
| 58562 | Isolated | Q1 |
| 58563 | Isolated | Q1 |
| 58564 | Isolated | Q1 |
| 58565 | Urban | Q1 |
| 58566 | Urban | Q1 |
| 58568 | Isolated | Q3 |
| 58569 | Isolated | Q1 |
| 58570 | Urban | Q1 |
| 58571 | Isolated | Q1 |
| 58572 | Urban | Q1 |
| 58573 | Isolated | Q1 |
| 58575 | Isolated | Q1 |
| 58576 | Urban | Q2 |
| 58577 | Urban | Q1 |
| 58579 | Urban | Q1 |
| 58580 | Isolated | Q1 |
| 58581 | Isolated | Q2 |

Appendix D. List of 5-Digit Zip Codes and Mapping to Urban and Socioeconomic Status Categories

| 5-Digit Zip Code | Rural/Urban Categorization | SES Quartile |
|------------------|----------------------------|--------------|
| 58601 | Large Rural | Q2 |
| 58602 | Large Rural | Q2 |
| 58620 | Isolated | Q1 |
| 58621 | Isolated | Q2 |
| 58622 | Isolated | Q1 |
| 58623 | Isolated | Q1 |
| 58625 | Isolated | Q2 |
| 58626 | Isolated | Q1 |
| 58627 | Isolated | Q2 |
| 58630 | Large Rural | Q1 |
| 58631 | Isolated | Q1 |
| 58632 | Isolated | Q2 |
| 58634 | Isolated | Q1 |
| 58636 | Isolated | Q3 |
| 58638 | Isolated | Q1 |
| 58639 | Isolated | Q1 |
| 58640 | Isolated | Q2 |
| 58641 | Large Rural | Q1 |
| 58642 | Isolated | Q1 |
| 58643 | Isolated | Q3 |
| 58644 | Isolated | Q3 |
| 58645 | Isolated | Q1 |
| 58646 | Isolated | Q2 |
| 58647 | Isolated | Q1 |
| 58649 | Isolated | Q2 |
| 58650 | Isolated | Q1 |
| 58651 | Isolated | Q1 |
| 58652 | Isolated | Q1 |
| 58653 | Isolated | Q1 |
| 58654 | Isolated | Q1 |
| 58655 | Isolated | Q1 |
| 58656 | Isolated | Q1 |
| 58701 | Large Rural | Q2 |
| 58702 | Large Rural | Missing |
| 58703 | Large Rural | Q1 |
| 58704 | Small Rural | Q2 |
| 58705 | Small Rural | Q1 |
| 58707 | Large Rural | Q1 |
| 58710 | Large Rural | Q1 |
| 58711 | Isolated | Q1 |
| 58712 | Large Rural | Q2 |
| 58713 | Large Rural | Q1 |
| 58716 | Isolated | Q1 |
| 58718 | Large Rural | Q1 |

Appendix D. List of 5-Digit Zip Codes and Mapping to Urban and Socioeconomic Status Categories

| 5-Digit Zip Code | Rural/Urban Categorization | SES Quartile |
|------------------|----------------------------|--------------|
| 58721 | Isolated | Q3 |
| 58722 | Large Rural | Q1 |
| 58723 | Isolated | Q2 |
| 58725 | Isolated | Q1 |
| 58727 | Isolated | Q3 |
| 58730 | Isolated | Q1 |
| 58731 | Large Rural | Q2 |
| 58733 | Large Rural | Q1 |
| 58734 | Isolated | Q1 |
| 58735 | Large Rural | Q1 |
| 58736 | Large Rural | Q2 |
| 58737 | Isolated | Q1 |
| 58740 | Isolated | Q2 |
| 58741 | Large Rural | Q1 |
| 58744 | Large Rural | Q1 |
| 58746 | Isolated | Q1 |
| 58748 | Isolated | Q1 |
| 58750 | Isolated | Q1 |
| 58752 | Isolated | Q1 |
| 58755 | Isolated | Q1 |
| 58756 | Large Rural | Q2 |
| 58757 | Isolated | Q4 |
| 58758 | Isolated | Q1 |
| 58759 | Isolated | Q1 |
| 58760 | Isolated | Q3 |
| 58761 | Isolated | Q1 |
| 58762 | Isolated | Q1 |
| 58763 | Isolated | Q4 |
| 58765 | Isolated | Q2 |
| 58768 | Large Rural | Q2 |
| 58769 | Isolated | Q1 |
| 58770 | Isolated | Q3 |
| 58771 | Isolated | Q2 |
| 58772 | Isolated | Q1 |
| 58773 | Isolated | Q1 |
| 58775 | Isolated | Q3 |
| 58776 | Isolated | Q3 |
| 58778 | Isolated | Q1 |
| 58779 | Large Rural | Q1 |
| 58781 | Large Rural | Q1 |
| 58782 | Isolated | Q1 |
| 58783 | Isolated | Q2 |
| 58784 | Isolated | Q1 |
| 58785 | Large Rural | Q1 |

Appendix D. List of 5-Digit Zip Codes and Mapping to Urban and Socioeconomic Status Categories

| 5-Digit Zip Code | Rural/Urban Categorization | SES Quartile |
|------------------|----------------------------|--------------|
| 58787 | Isolated | Q1 |
| 58788 | Large Rural | Q1 |
| 58789 | Large Rural | Q2 |
| 58790 | Large Rural | Q3 |
| 58792 | Large Rural | Q1 |
| 58793 | Isolated | Q2 |
| 58794 | Isolated | Q2 |
| 58795 | Isolated | Q1 |
| 58801 | Large Rural | Q2 |
| 58802 | Large Rural | Q2 |
| 58803 | Large Rural | Q2 |
| 58830 | Isolated | Q1 |
| 58831 | Isolated | Q1 |
| 58833 | Isolated | Q1 |
| 58835 | Isolated | Q2 |
| 58838 | Isolated | Q2 |
| 58843 | Large Rural | Q1 |
| 58844 | Isolated | Q1 |
| 58845 | Isolated | Q1 |
| 58847 | Isolated | Q1 |
| 58849 | Large Rural | Q1 |
| 58852 | Isolated | Q1 |
| 58853 | Isolated | Q3 |
| 58854 | Isolated | Q1 |
| 58856 | Isolated | Q1 |
| 59001 | Isolated | Q1 |
| 59002 | Urban | Q3 |
| 59003 | Isolated | Q3 |
| 59004 | Isolated | Q3 |
| 59006 | Urban | Q2 |
| 59007 | Isolated | Q1 |
| 59008 | Isolated | Q3 |
| 59010 | Isolated | Q1 |
| 59011 | Isolated | Q1 |
| 59012 | Isolated | Q3 |
| 59013 | Urban | Q1 |
| 59014 | Urban | Q2 |
| 59015 | Urban | Q2 |
| 59016 | Isolated | Q4 |
| 59018 | Isolated | Q1 |
| 59019 | Isolated | Q1 |
| 59020 | Isolated | Q1 |
| 59022 | Urban | Q4 |
| 59024 | Urban | Q1 |

Appendix D. List of 5-Digit Zip Codes and Mapping to Urban and Socioeconomic Status Categories

| 5-Digit Zip Code | Rural/Urban Categorization | SES Quartile |
|------------------|----------------------------|--------------|
| 59025 | Isolated | Q1 |
| 59026 | Urban | Q1 |
| 59027 | Isolated | Q1 |
| 59028 | Isolated | Q1 |
| 59029 | Urban | Q2 |
| 59030 | Isolated | Q2 |
| 59031 | Urban | Q3 |
| 59032 | Small Rural | Q3 |
| 59033 | Isolated | Q1 |
| 59034 | Small Rural | Q4 |
| 59035 | Urban | Q2 |
| 59036 | Isolated | Q3 |
| 59037 | Urban | Q1 |
| 59038 | Isolated | Q2 |
| 59039 | Isolated | Q3 |
| 59041 | Urban | Q1 |
| 59043 | Isolated | Q4 |
| 59044 | Urban | Q1 |
| 59046 | Urban | Q3 |
| 59047 | Small Rural | Q1 |
| 59050 | Isolated | Q3 |
| 59052 | Isolated | Q1 |
| 59053 | Isolated | Q3 |
| 59054 | Urban | Q2 |
| 59055 | Isolated | Q1 |
| 59057 | Urban | Q1 |
| 59058 | Isolated | Q2 |
| 59059 | Urban | Q2 |
| 59061 | Isolated | Q1 |
| 59062 | Isolated | Q1 |
| 59063 | Urban | Q1 |
| 59064 | Urban | Q1 |
| 59065 | Isolated | Q1 |
| 59066 | Urban | Q4 |
| 59067 | Urban | Q1 |
| 59068 | Isolated | Q2 |
| 59069 | Urban | Q1 |
| 59070 | Isolated | Q1 |
| 59071 | Isolated | Q1 |
| 59072 | Urban | Q2 |
| 59073 | Urban | Q2 |
| 59074 | Urban | Q2 |
| 59075 | Urban | Q3 |
| 59076 | Isolated | Q3 |

Appendix D. List of 5-Digit Zip Codes and Mapping to Urban and Socioeconomic Status Categories

| 5-Digit Zip Code | Rural/Urban Categorization | SES Quartile |
|------------------|----------------------------|--------------|
| 59077 | Isolated | Q1 |
| 59078 | Isolated | Q2 |
| 59079 | Urban | Q1 |
| 59081 | Isolated | Q1 |
| 59082 | Isolated | Q2 |
| 59083 | Isolated | Q3 |
| 59084 | Small Rural | Q3 |
| 59085 | Isolated | Q1 |
| 59086 | Isolated | Q1 |
| 59087 | Isolated | Q1 |
| 59088 | Urban | Q2 |
| 59089 | Isolated | Q3 |
| 59101 | Urban | Q3 |
| 59102 | Urban | Q2 |
| 59103 | Urban | Q3 |
| 59104 | Urban | Q2 |
| 59105 | Urban | Q2 |
| 59106 | Urban | Q1 |
| 59107 | Urban | Q3 |
| 59108 | Urban | Q2 |
| 59111 | Urban | Q3 |
| 59112 | Urban | Q3 |
| 59114 | Urban | Q3 |
| 59115 | Urban | Q3 |
| 59116 | Urban | Q2 |
| 59117 | Urban | Q3 |
| 59201 | Small Rural | Q3 |
| 59211 | Isolated | Q1 |
| 59212 | Isolated | Q1 |
| 59213 | Small Rural | Q4 |
| 59214 | Isolated | Q1 |
| 59215 | Isolated | Q1 |
| 59217 | Small Rural | Q2 |
| 59218 | Isolated | Q1 |
| 59219 | Isolated | Q1 |
| 59221 | Isolated | Q2 |
| 59222 | Isolated | Q1 |
| 59223 | Isolated | Q1 |
| 59225 | Small Rural | Q3 |
| 59226 | Isolated | Q1 |
| 59230 | Small Rural | Q2 |
| 59231 | Small Rural | Q1 |
| 59240 | Isolated | Q1 |
| 59241 | Isolated | Q1 |

Appendix D. List of 5-Digit Zip Codes and Mapping to Urban and Socioeconomic Status Categories

| 5-Digit Zip Code | Rural/Urban Categorization | SES Quartile |
|------------------|----------------------------|--------------|
| 59242 | Isolated | Q2 |
| 59243 | Small Rural | Q2 |
| 59244 | Small Rural | Q2 |
| 59247 | Isolated | Q1 |
| 59248 | Small Rural | Q2 |
| 59250 | Isolated | Q1 |
| 59252 | Isolated | Q1 |
| 59253 | Isolated | Q1 |
| 59254 | Isolated | Q2 |
| 59255 | Small Rural | Q4 |
| 59256 | Isolated | Q2 |
| 59257 | Isolated | Q1 |
| 59258 | Isolated | Q1 |
| 59259 | Isolated | Q1 |
| 59260 | Isolated | Q1 |
| 59261 | Isolated | Q2 |
| 59262 | Small Rural | Q2 |
| 59263 | Isolated | Q1 |
| 59270 | Small Rural | Q2 |
| 59273 | Isolated | Q1 |
| 59274 | Isolated | Q1 |
| 59275 | Isolated | Q2 |
| 59276 | Isolated | Q1 |
| 59301 | Small Rural | Q2 |
| 59311 | Isolated | Q1 |
| 59312 | Isolated | Q1 |
| 59313 | Isolated | Q1 |
| 59314 | Isolated | Q1 |
| 59315 | Isolated | Q1 |
| 59316 | Isolated | Q1 |
| 59317 | Isolated | Q2 |
| 59318 | Isolated | Q1 |
| 59319 | Isolated | Q2 |
| 59322 | Isolated | Q2 |
| 59323 | Isolated | Q1 |
| 59324 | Isolated | Q1 |
| 59326 | Isolated | Q2 |
| 59327 | Isolated | Q2 |
| 59330 | Small Rural | Q2 |
| 59332 | Isolated | Q1 |
| 59333 | Isolated | Q1 |
| 59336 | Small Rural | Q1 |
| 59337 | Isolated | Q1 |
| 59338 | Small Rural | Q2 |

Appendix D. List of 5-Digit Zip Codes and Mapping to Urban and Socioeconomic Status Categories

| 5-Digit Zip Code | Rural/Urban Categorization | SES Quartile |
|------------------|----------------------------|--------------|
| 59339 | Isolated | Q1 |
| 59341 | Isolated | Q1 |
| 59343 | Isolated | Q1 |
| 59344 | Isolated | Q1 |
| 59345 | Isolated | Q2 |
| 59347 | Isolated | Q1 |
| 59349 | Isolated | Q1 |
| 59351 | Small Rural | Q1 |
| 59353 | Isolated | Q2 |
| 59354 | Isolated | Q1 |
| 59401 | Urban | Q4 |
| 59402 | Urban | Q3 |
| 59403 | Urban | Q4 |
| 59404 | Urban | Q1 |
| 59405 | Urban | Q3 |
| 59406 | Urban | Q3 |
| 59410 | Isolated | Q1 |
| 59411 | Isolated | Q2 |
| 59412 | Urban | Q1 |
| 59414 | Urban | Q4 |
| 59416 | Small Rural | Q1 |
| 59417 | Small Rural | Q4 |
| 59418 | Small Rural | Q2 |
| 59419 | Urban | Q1 |
| 59420 | Isolated | Q1 |
| 59421 | Urban | Q1 |
| 59422 | Isolated | Q2 |
| 59424 | Small Rural | Q1 |
| 59425 | Small Rural | Q2 |
| 59427 | Small Rural | Q3 |
| 59430 | Small Rural | Q1 |
| 59432 | Isolated | Q2 |
| 59433 | Urban | Q1 |
| 59434 | Isolated | Q2 |
| 59435 | Small Rural | Q3 |
| 59436 | Isolated | Q1 |
| 59440 | Isolated | Q1 |
| 59441 | Small Rural | Q1 |
| 59442 | Isolated | Q1 |
| 59443 | Urban | Q2 |
| 59444 | Small Rural | Q4 |
| 59446 | Isolated | Q2 |
| 59447 | Isolated | Q2 |
| 59448 | Isolated | Q4 |

Appendix D. List of 5-Digit Zip Codes and Mapping to Urban and Socioeconomic Status Categories

| 5-Digit Zip Code | Rural/Urban Categorization | SES Quartile |
|------------------|----------------------------|--------------|
| 59450 | Isolated | Q1 |
| 59451 | Small Rural | Q1 |
| 59452 | Isolated | Q1 |
| 59453 | Isolated | Q1 |
| 59454 | Isolated | Q2 |
| 59456 | Small Rural | Q3 |
| 59457 | Small Rural | Q2 |
| 59460 | Isolated | Q3 |
| 59461 | Isolated | Q1 |
| 59462 | Isolated | Q1 |
| 59463 | Urban | Q1 |
| 59464 | Small Rural | Q2 |
| 59465 | Urban | Q1 |
| 59466 | Isolated | Q1 |
| 59467 | Urban | Q2 |
| 59468 | Urban | Q2 |
| 59469 | Isolated | Q1 |
| 59471 | Small Rural | Q1 |
| 59472 | Urban | Q2 |
| 59474 | Small Rural | Q3 |
| 59477 | Urban | Q3 |
| 59479 | Isolated | Q1 |
| 59480 | Urban | Q1 |
| 59482 | Isolated | Q3 |
| 59483 | Urban | Q1 |
| 59484 | Isolated | Q2 |
| 59485 | Urban | Q1 |
| 59486 | Isolated | Q2 |
| 59487 | Urban | Q2 |
| 59489 | Small Rural | Q2 |
| 59501 | Small Rural | Q2 |
| 59520 | Isolated | Q1 |
| 59521 | Isolated | Q4 |
| 59522 | Isolated | Q3 |
| 59523 | Isolated | Q2 |
| 59524 | Isolated | Q4 |
| 59525 | Small Rural | Q3 |
| 59526 | Isolated | Q4 |
| 59527 | Isolated | Q4 |
| 59528 | Small Rural | Q1 |
| 59529 | Isolated | Q1 |
| 59530 | Small Rural | Q2 |
| 59531 | Isolated | Q1 |
| 59532 | Small Rural | Q1 |

Appendix D. List of 5-Digit Zip Codes and Mapping to Urban and Socioeconomic Status Categories

| 5-Digit Zip Code | Rural/Urban Categorization | SES Quartile |
|------------------|----------------------------|--------------|
| 59535 | Isolated | Q1 |
| 59537 | Isolated | Q1 |
| 59538 | Isolated | Q2 |
| 59540 | Small Rural | Q1 |
| 59542 | Isolated | Q1 |
| 59544 | Isolated | Q1 |
| 59545 | Isolated | Q1 |
| 59546 | Isolated | Q2 |
| 59547 | Isolated | Q1 |
| 59601 | Large Rural | Q2 |
| 59602 | Large Rural | Q1 |
| 59604 | Large Rural | Q2 |
| 59620 | Large Rural | Q2 |
| 59623 | Large Rural | Q2 |
| 59624 | Large Rural | Q2 |
| 59625 | Large Rural | Q2 |
| 59626 | Large Rural | Q2 |
| 59631 | Large Rural | Q3 |
| 59632 | Large Rural | Q2 |
| 59633 | Large Rural | Q1 |
| 59634 | Large Rural | Q1 |
| 59635 | Large Rural | Q1 |
| 59636 | Large Rural | Q1 |
| 59638 | Large Rural | Q1 |
| 59639 | Isolated | Q2 |
| 59640 | Large Rural | Q1 |
| 59641 | Isolated | Q1 |
| 59642 | Isolated | Q1 |
| 59643 | Isolated | Q1 |
| 59644 | Isolated | Q2 |
| 59645 | Isolated | Q2 |
| 59647 | Isolated | Q1 |
| 59648 | Large Rural | Q1 |
| 59701 | Large Rural | Q3 |
| 59702 | Large Rural | Q3 |
| 59703 | Large Rural | Q1 |
| 59707 | Large Rural | Q3 |
| 59710 | Isolated | Q1 |
| 59711 | Small Rural | Q2 |
| 59713 | Isolated | Q2 |
| 59714 | Large Rural | Q1 |
| 59715 | Large Rural | Q2 |
| 59716 | Isolated | Q2 |
| 59717 | Large Rural | Q2 |

Appendix D. List of 5-Digit Zip Codes and Mapping to Urban and Socioeconomic Status Categories

| 5-Digit Zip Code | Rural/Urban Categorization | SES Quartile |
|------------------|----------------------------|--------------|
| 59718 | Large Rural | Q2 |
| 59719 | Large Rural | Q2 |
| 59720 | Isolated | Q1 |
| 59721 | Isolated | Q1 |
| 59722 | Small Rural | Q2 |
| 59724 | Isolated | Q2 |
| 59725 | Small Rural | Q2 |
| 59727 | Large Rural | Q1 |
| 59728 | Isolated | Q1 |
| 59729 | Isolated | Q1 |
| 59730 | Large Rural | Q1 |
| 59731 | Isolated | Q1 |
| 59732 | Small Rural | Q1 |
| 59733 | Isolated | Q1 |
| 59735 | Isolated | Q2 |
| 59736 | Isolated | Q1 |
| 59739 | Isolated | Q1 |
| 59740 | Isolated | Q1 |
| 59741 | Isolated | Q1 |
| 59743 | Large Rural | Q3 |
| 59745 | Isolated | Q2 |
| 59746 | Small Rural | Q1 |
| 59747 | Isolated | Q1 |
| 59748 | Large Rural | Q1 |
| 59749 | Isolated | Q1 |
| 59750 | Large Rural | Q1 |
| 59751 | Isolated | Q2 |
| 59752 | Isolated | Q1 |
| 59754 | Isolated | Q1 |
| 59755 | Isolated | Q2 |
| 59756 | Isolated | Q2 |
| 59758 | Isolated | Q2 |
| 59759 | Isolated | Q1 |
| 59760 | Isolated | Q2 |
| 59761 | Isolated | Q1 |
| 59762 | Isolated | Q1 |
| 59771 | Large Rural | Q2 |
| 59772 | Large Rural | Q2 |
| 59801 | Urban | Q3 |
| 59802 | Urban | Q3 |
| 59803 | Urban | Q1 |
| 59804 | Urban | Q2 |
| 59806 | Urban | Q3 |
| 59807 | Urban | Q3 |

Appendix D. List of 5-Digit Zip Codes and Mapping to Urban and Socioeconomic Status Categories

| 5-Digit Zip Code | Rural/Urban Categorization | SES Quartile |
|------------------|----------------------------|--------------|
| 59808 | Urban | Q2 |
| 59812 | Urban | Q1 |
| 59820 | Urban | Q1 |
| 59821 | Urban | Q2 |
| 59823 | Urban | Q2 |
| 59824 | Isolated | Q2 |
| 59825 | Urban | Q3 |
| 59826 | Urban | Q2 |
| 59827 | Isolated | Q2 |
| 59828 | Small Rural | Q2 |
| 59829 | Isolated | Q2 |
| 59830 | Urban | Q3 |
| 59831 | Isolated | Q3 |
| 59832 | Urban | Q2 |
| 59833 | Urban | Q1 |
| 59834 | Urban | Q1 |
| 59835 | Small Rural | Q3 |
| 59837 | Urban | Q1 |
| 59840 | Small Rural | Q3 |
| 59841 | Small Rural | Q4 |
| 59842 | Urban | Q1 |
| 59843 | Isolated | Q2 |
| 59844 | Isolated | Q2 |
| 59845 | Isolated | Q3 |
| 59846 | Urban | Q1 |
| 59847 | Urban | Q1 |
| 59848 | Isolated | Q2 |
| 59851 | Urban | Q2 |
| 59853 | Isolated | Q2 |
| 59854 | Isolated | Q1 |
| 59855 | Isolated | Q4 |
| 59856 | Isolated | Q2 |
| 59858 | Urban | Q2 |
| 59859 | Isolated | Q2 |
| 59860 | Small Rural | Q3 |
| 59863 | Isolated | Q3 |
| 59864 | Isolated | Q3 |
| 59865 | Isolated | Q3 |
| 59866 | Urban | Q1 |
| 59867 | Urban | Q1 |
| 59868 | Urban | Q2 |
| 59870 | Urban | Q2 |
| 59871 | Isolated | Q2 |
| 59872 | Isolated | Q2 |

Appendix D. List of 5-Digit Zip Codes and Mapping to Urban and Socioeconomic Status Categories

| 5-Digit Zip Code | Rural/Urban Categorization | SES Quartile |
|------------------|----------------------------|--------------|
| 59873 | Isolated | Q2 |
| 59874 | Isolated | Q2 |
| 59875 | Isolated | Q3 |
| 59901 | Large Rural | Q2 |
| 59903 | Large Rural | Q2 |
| 59904 | Large Rural | Q2 |
| 59910 | Small Rural | Q1 |
| 59911 | Isolated | Q1 |
| 59912 | Small Rural | Q2 |
| 59913 | Isolated | Q3 |
| 59914 | Small Rural | Q1 |
| 59915 | Small Rural | Q2 |
| 59916 | Isolated | Q1 |
| 59917 | Isolated | Q2 |
| 59918 | Isolated | Q3 |
| 59919 | Isolated | Q4 |
| 59920 | Large Rural | Q1 |
| 59921 | Isolated | Q2 |
| 59922 | Large Rural | Q2 |
| 59923 | Small Rural | Q3 |
| 59925 | Large Rural | Q2 |
| 59926 | Isolated | Q3 |
| 59927 | Isolated | Q1 |
| 59928 | Isolated | Q1 |
| 59929 | Isolated | Q2 |
| 59930 | Isolated | Q1 |
| 59931 | Isolated | Q2 |
| 59932 | Large Rural | Q1 |
| 59933 | Isolated | Q2 |
| 59934 | Isolated | Q2 |
| 59935 | Isolated | Q2 |
| 59936 | Isolated | Q2 |
| 59937 | Small Rural | Q1 |
| 60002 | Urban | Q1 |
| 60004 | Urban | Q1 |
| 60005 | Urban | Q2 |
| 60006 | Urban | Q2 |
| 60007 | Urban | Q1 |
| 60008 | Urban | Q3 |
| 60009 | Urban | Q1 |
| 60010 | Urban | Q1 |
| 60011 | Urban | Q1 |
| 60012 | Urban | Q1 |
| 60013 | Urban | Q1 |

Appendix D. List of 5-Digit Zip Codes and Mapping to Urban and Socioeconomic Status Categories

| 5-Digit Zip Code | Rural/Urban Categorization | SES Quartile |
|------------------|----------------------------|--------------|
| 60014 | Urban | Q1 |
| 60015 | Urban | Q1 |
| 60016 | Urban | Q2 |
| 60017 | Urban | Q2 |
| 60018 | Urban | Q2 |
| 60019 | Urban | Q2 |
| 60020 | Urban | Q3 |
| 60021 | Urban | Q1 |
| 60022 | Urban | Q1 |
| 60025 | Urban | Q1 |
| 60026 | Urban | Q1 |
| 60029 | Urban | Q1 |
| 60030 | Urban | Q1 |
| 60031 | Urban | Q1 |
| 60033 | Small Rural | Q3 |
| 60034 | Urban | Q2 |
| 60035 | Urban | Q1 |
| 60037 | Urban | Q1 |
| 60038 | Urban | Q3 |
| 60039 | Urban | Q1 |
| 60040 | Urban | Q3 |
| 60041 | Urban | Q1 |
| 60042 | Urban | Q2 |
| 60043 | Urban | Q1 |
| 60044 | Urban | Q1 |
| 60045 | Urban | Q1 |
| 60046 | Urban | Q1 |
| 60047 | Urban | Q1 |
| 60048 | Urban | Q1 |
| 60050 | Urban | Q2 |
| 60051 | Urban | Q1 |
| 60053 | Urban | Q1 |
| 60055 | Urban | Q1 |
| 60056 | Urban | Q2 |
| 60060 | Urban | Q2 |
| 60061 | Urban | Q1 |
| 60062 | Urban | Q1 |
| 60064 | Urban | Q4 |
| 60065 | Urban | Q1 |
| 60067 | Urban | Q1 |
| 60068 | Urban | Q1 |
| 60069 | Urban | Q1 |
| 60070 | Urban | Q2 |
| 60071 | Urban | Q2 |

Appendix D. List of 5-Digit Zip Codes and Mapping to Urban and Socioeconomic Status Categories

| 5-Digit Zip Code | Rural/Urban Categorization | SES Quartile |
|------------------|----------------------------|--------------|
| 60072 | Urban | Q2 |
| 60073 | Urban | Q2 |
| 60074 | Urban | Q3 |
| 60075 | Urban | Q4 |
| 60076 | Urban | Q2 |
| 60077 | Urban | Q3 |
| 60078 | Urban | Q1 |
| 60079 | Urban | Q4 |
| 60081 | Urban | Q1 |
| 60082 | Urban | Q1 |
| 60083 | Urban | Q1 |
| 60084 | Urban | Q2 |
| 60085 | Urban | Q4 |
| 60086 | Urban | Q4 |
| 60087 | Urban | Q3 |
| 60088 | Urban | Q2 |
| 60089 | Urban | Q1 |
| 60090 | Urban | Q3 |
| 60091 | Urban | Q1 |
| 60093 | Urban | Q1 |
| 60094 | Urban | Q1 |
| 60095 | Urban | Q3 |
| 60096 | Urban | Q2 |
| 60097 | Urban | Q2 |
| 60098 | Urban | Q3 |
| 60099 | Urban | Q4 |
| 60101 | Urban | Q3 |
| 60102 | Urban | Q1 |
| 60103 | Urban | Q1 |
| 60104 | Urban | Q3 |
| 60105 | Urban | Q3 |
| 60106 | Urban | Q3 |
| 60107 | Urban | Q1 |
| 60108 | Urban | Q1 |
| 60109 | Urban | Q2 |
| 60110 | Urban | Q3 |
| 60111 | Urban | Q1 |
| 60112 | Urban | Q2 |
| 60113 | Large Rural | Q3 |
| 60115 | Urban | Q4 |
| 60116 | Urban | Q2 |
| 60117 | Urban | Q1 |
| 60118 | Urban | Q1 |
| 60119 | Urban | Q1 |

Appendix D. List of 5-Digit Zip Codes and Mapping to Urban and Socioeconomic Status Categories

| 5-Digit Zip Code | Rural/Urban Categorization | SES Quartile |
|------------------|----------------------------|--------------|
| 60120 | Urban | Q3 |
| 60121 | Urban | Q1 |
| 60122 | Urban | Q2 |
| 60123 | Urban | Q3 |
| 60124 | Urban | Q1 |
| 60126 | Urban | Q1 |
| 60128 | Urban | Q2 |
| 60129 | Urban | Q1 |
| 60130 | Urban | Q2 |
| 60131 | Urban | Q3 |
| 60132 | Urban | Q2 |
| 60133 | Urban | Q2 |
| 60134 | Urban | Q1 |
| 60135 | Urban | Q2 |
| 60136 | Urban | Q1 |
| 60137 | Urban | Q1 |
| 60138 | Urban | Q1 |
| 60139 | Urban | Q3 |
| 60140 | Urban | Q2 |
| 60141 | Urban | Q2 |
| 60142 | Urban | Q1 |
| 60143 | Urban | Q1 |
| 60144 | Urban | Q1 |
| 60145 | Urban | Q1 |
| 60146 | Urban | Q2 |
| 60147 | Urban | Q1 |
| 60148 | Urban | Q1 |
| 60150 | Urban | Q1 |
| 60151 | Urban | Q1 |
| 60152 | Urban | Q1 |
| 60153 | Urban | Q4 |
| 60154 | Urban | Q1 |
| 60155 | Urban | Q3 |
| 60156 | Urban | Q1 |
| 60157 | Urban | Q1 |
| 60159 | Urban | Q2 |
| 60160 | Urban | Q4 |
| 60161 | Urban | Q4 |
| 60162 | Urban | Q3 |
| 60163 | Urban | Q2 |
| 60164 | Urban | Q3 |
| 60165 | Urban | Q4 |
| 60168 | Urban | Q1 |
| 60169 | Urban | Q2 |

Appendix D. List of 5-Digit Zip Codes and Mapping to Urban and Socioeconomic Status Categories

| 5-Digit Zip Code | Rural/Urban Categorization | SES Quartile |
|------------------|----------------------------|--------------|
| 60171 | Urban | Q3 |
| 60172 | Urban | Q1 |
| 60173 | Urban | Q2 |
| 60174 | Urban | Q1 |
| 60175 | Urban | Q1 |
| 60176 | Urban | Q3 |
| 60177 | Urban | Q1 |
| 60178 | Urban | Q2 |
| 60179 | Urban | Q1 |
| 60180 | Urban | Q2 |
| 60181 | Urban | Q2 |
| 60183 | Urban | Q1 |
| 60184 | Urban | Q1 |
| 60185 | Urban | Q2 |
| 60186 | Urban | Q2 |
| 60187 | Urban | Q1 |
| 60188 | Urban | Q2 |
| 60189 | Urban | Q1 |
| 60190 | Urban | Q1 |
| 60191 | Urban | Q2 |
| 60192 | Urban | Q1 |
| 60193 | Urban | Q1 |
| 60194 | Urban | Q1 |
| 60195 | Urban | Q2 |
| 60196 | Urban | Q2 |
| 60197 | Urban | Q2 |
| 60199 | Urban | Q2 |
| 60201 | Urban | Q2 |
| 60202 | Urban | Q3 |
| 60203 | Urban | Q1 |
| 60204 | Urban | Q2 |
| 60208 | Urban | Q2 |
| 60301 | Urban | Q3 |
| 60302 | Urban | Q2 |
| 60303 | Urban | Q3 |
| 60304 | Urban | Q2 |
| 60305 | Urban | Q1 |
| 60399 | Urban | Q2 |
| 60401 | Urban | Q1 |
| 60402 | Urban | Q3 |
| 60403 | Urban | Q3 |
| 60404 | Urban | Q1 |
| 60406 | Urban | Q4 |
| 60407 | Urban | Q2 |

Appendix D. List of 5-Digit Zip Codes and Mapping to Urban and Socioeconomic Status Categories

| 5-Digit Zip Code | Rural/Urban Categorization | SES Quartile |
|------------------|----------------------------|--------------|
| 60408 | Urban | Q2 |
| 60409 | Urban | Q4 |
| 60410 | Urban | Q1 |
| 60411 | Urban | Q4 |
| 60412 | Urban | Q4 |
| 60415 | Urban | Q3 |
| 60416 | Urban | Q2 |
| 60417 | Urban | Q1 |
| 60418 | Urban | Q2 |
| 60419 | Urban | Q4 |
| 60420 | Small Rural | Q3 |
| 60421 | Urban | Q1 |
| 60422 | Urban | Q1 |
| 60423 | Urban | Q1 |
| 60424 | Urban | Q2 |
| 60425 | Urban | Q3 |
| 60426 | Urban | Q4 |
| 60428 | Urban | Q4 |
| 60429 | Urban | Q3 |
| 60430 | Urban | Q2 |
| 60431 | Urban | Q1 |
| 60432 | Urban | Q4 |
| 60433 | Urban | Q4 |
| 60434 | Urban | Q4 |
| 60435 | Urban | Q3 |
| 60436 | Urban | Q4 |
| 60437 | Urban | Q2 |
| 60438 | Urban | Q3 |
| 60439 | Urban | Q1 |
| 60440 | Urban | Q2 |
| 60441 | Urban | Q1 |
| 60442 | Urban | Q1 |
| 60443 | Urban | Q2 |
| 60444 | Urban | Q2 |
| 60445 | Urban | Q2 |
| 60446 | Urban | Q2 |
| 60447 | Urban | Q1 |
| 60448 | Urban | Q1 |
| 60449 | Urban | Q1 |
| 60450 | Urban | Q2 |
| 60451 | Urban | Q1 |
| 60452 | Urban | Q2 |
| 60453 | Urban | Q2 |
| 60454 | Urban | Q2 |

Appendix D. List of 5-Digit Zip Codes and Mapping to Urban and Socioeconomic Status Categories

| 5-Digit Zip Code | Rural/Urban Categorization | SES Quartile |
|------------------|----------------------------|--------------|
| 60455 | Urban | Q3 |
| 60456 | Urban | Q2 |
| 60457 | Urban | Q3 |
| 60458 | Urban | Q4 |
| 60459 | Urban | Q3 |
| 60460 | Urban | Q2 |
| 60461 | Urban | Q1 |
| 60462 | Urban | Q1 |
| 60463 | Urban | Q1 |
| 60464 | Urban | Q1 |
| 60465 | Urban | Q2 |
| 60466 | Urban | Q3 |
| 60467 | Urban | Q1 |
| 60468 | Urban | Q1 |
| 60469 | Urban | Q4 |
| 60470 | Small Rural | Q1 |
| 60471 | Urban | Q3 |
| 60472 | Urban | Q4 |
| 60473 | Urban | Q2 |
| 60474 | Urban | Q1 |
| 60475 | Urban | Q3 |
| 60476 | Urban | Q2 |
| 60477 | Urban | Q2 |
| 60478 | Urban | Q3 |
| 60479 | Urban | Q1 |
| 60480 | Urban | Q1 |
| 60481 | Urban | Q2 |
| 60482 | Urban | Q3 |
| 60484 | Urban | Q3 |
| 60487 | Urban | Q1 |
| 60490 | Urban | Q1 |
| 60491 | Urban | Q1 |
| 60499 | Urban | Q2 |
| 60501 | Urban | Q4 |
| 60502 | Urban | Q1 |
| 60503 | Urban | Q1 |
| 60504 | Urban | Q2 |
| 60505 | Urban | Q4 |
| 60506 | Urban | Q4 |
| 60507 | Urban | Q4 |
| 60510 | Urban | Q1 |
| 60511 | Urban | Q1 |
| 60512 | Urban | Q3 |
| 60513 | Urban | Q1 |

Appendix D. List of 5-Digit Zip Codes and Mapping to Urban and Socioeconomic Status Categories

| 5-Digit Zip Code | Rural/Urban Categorization | SES Quartile |
|------------------|----------------------------|--------------|
| 60514 | Urban | Q1 |
| 60515 | Urban | Q1 |
| 60516 | Urban | Q1 |
| 60517 | Urban | Q1 |
| 60518 | Urban | Q2 |
| 60519 | Urban | Q1 |
| 60520 | Urban | Q1 |
| 60521 | Urban | Q1 |
| 60522 | Urban | Q1 |
| 60523 | Urban | Q1 |
| 60525 | Urban | Q2 |
| 60526 | Urban | Q1 |
| 60527 | Urban | Q1 |
| 60530 | Large Rural | Q2 |
| 60531 | Urban | Q1 |
| 60532 | Urban | Q1 |
| 60534 | Urban | Q3 |
| 60536 | Urban | Q1 |
| 60537 | Urban | Q1 |
| 60538 | Urban | Q2 |
| 60539 | Urban | Q2 |
| 60540 | Urban | Q1 |
| 60541 | Urban | Q1 |
| 60542 | Urban | Q1 |
| 60543 | Urban | Q1 |
| 60544 | Urban | Q1 |
| 60545 | Urban | Q2 |
| 60546 | Urban | Q2 |
| 60548 | Urban | Q2 |
| 60549 | Urban | Q3 |
| 60550 | Urban | Q3 |
| 60551 | Urban | Q2 |
| 60552 | Urban | Q1 |
| 60553 | Large Rural | Q2 |
| 60554 | Urban | Q1 |
| 60555 | Urban | Q1 |
| 60556 | Urban | Q1 |
| 60557 | Large Rural | Q1 |
| 60558 | Urban | Q1 |
| 60559 | Urban | Q2 |
| 60560 | Urban | Q1 |
| 60561 | Urban | Q1 |
| 60563 | Urban | Q1 |
| 60564 | Urban | Q1 |

Appendix D. List of 5-Digit Zip Codes and Mapping to Urban and Socioeconomic Status Categories

| 5-Digit Zip Code | Rural/Urban Categorization | SES Quartile |
|------------------|----------------------------|--------------|
| 60565 | Urban | Q1 |
| 60566 | Urban | Q1 |
| 60567 | Urban | Q1 |
| 60568 | Urban | Q4 |
| 60569 | Urban | Q1 |
| 60572 | Urban | Q2 |
| 60585 | Urban | Q1 |
| 60586 | Urban | Q1 |
| 60598 | Urban | Q2 |
| 60599 | Urban | Q2 |
| 60601 | Urban | Q2 |
| 60602 | Urban | Q1 |
| 60603 | Urban | Q3 |
| 60604 | Urban | Q2 |
| 60605 | Urban | Q2 |
| 60606 | Urban | Q2 |
| 60607 | Urban | Q3 |
| 60608 | Urban | Q4 |
| 60609 | Urban | Q4 |
| 60610 | Urban | Q3 |
| 60611 | Urban | Q2 |
| 60612 | Urban | Q4 |
| 60613 | Urban | Q2 |
| 60614 | Urban | Q2 |
| 60615 | Urban | Q4 |
| 60616 | Urban | Q4 |
| 60617 | Urban | Q4 |
| 60618 | Urban | Q3 |
| 60619 | Urban | Q4 |
| 60620 | Urban | Q4 |
| 60621 | Urban | Q4 |
| 60622 | Urban | Q3 |
| 60623 | Urban | Q4 |
| 60624 | Urban | Q4 |
| 60625 | Urban | Q4 |
| 60626 | Urban | Q4 |
| 60628 | Urban | Q4 |
| 60629 | Urban | Q4 |
| 60630 | Urban | Q3 |
| 60631 | Urban | Q1 |
| 60632 | Urban | Q4 |
| 60633 | Urban | Q3 |
| 60634 | Urban | Q3 |
| 60636 | Urban | Q4 |

Appendix D. List of 5-Digit Zip Codes and Mapping to Urban and Socioeconomic Status Categories

| 5-Digit Zip Code | Rural/Urban Categorization | SES Quartile |
|------------------|----------------------------|--------------|
| 60637 | Urban | Q4 |
| 60638 | Urban | Q2 |
| 60639 | Urban | Q4 |
| 60640 | Urban | Q4 |
| 60641 | Urban | Q4 |
| 60642 | Urban | Q3 |
| 60643 | Urban | Q3 |
| 60644 | Urban | Q4 |
| 60645 | Urban | Q4 |
| 60646 | Urban | Q2 |
| 60647 | Urban | Q4 |
| 60649 | Urban | Q4 |
| 60651 | Urban | Q4 |
| 60652 | Urban | Q3 |
| 60653 | Urban | Q4 |
| 60654 | Urban | Q2 |
| 60655 | Urban | Q1 |
| 60656 | Urban | Q2 |
| 60657 | Urban | Q2 |
| 60659 | Urban | Q4 |
| 60660 | Urban | Q4 |
| 60661 | Urban | Q2 |
| 60664 | Urban | Q2 |
| 60666 | Urban | Q2 |
| 60668 | Urban | Q4 |
| 60669 | Urban | Q3 |
| 60670 | Urban | Q3 |
| 60673 | Urban | Q2 |
| 60674 | Urban | Q3 |
| 60675 | Urban | Q3 |
| 60677 | Urban | Q2 |
| 60678 | Urban | Q1 |
| 60680 | Urban | Q3 |
| 60681 | Urban | Q2 |
| 60682 | Urban | Q3 |
| 60684 | Urban | Q2 |
| 60685 | Urban | Q2 |
| 60686 | Urban | Q4 |
| 60687 | Urban | Q3 |
| 60688 | Urban | Q3 |
| 60689 | Urban | Q3 |
| 60690 | Urban | Q2 |
| 60691 | Urban | Q2 |
| 60693 | Urban | Q2 |

Appendix D. List of 5-Digit Zip Codes and Mapping to Urban and Socioeconomic Status Categories

| 5-Digit Zip Code | Rural/Urban Categorization | SES Quartile |
|------------------|----------------------------|--------------|
| 60694 | Urban | Q3 |
| 60695 | Urban | Q3 |
| 60696 | Urban | Q2 |
| 60697 | Urban | Q2 |
| 60699 | Urban | Q3 |
| 60701 | Urban | Q3 |
| 60706 | Urban | Q2 |
| 60707 | Urban | Q3 |
| 60712 | Urban | Q1 |
| 60714 | Urban | Q2 |
| 60803 | Urban | Q3 |
| 60804 | Urban | Q4 |
| 60805 | Urban | Q2 |
| 60827 | Urban | Q4 |
| 60901 | Urban | Q4 |
| 60910 | Urban | Q3 |
| 60911 | Urban | Q1 |
| 60912 | Urban | Q4 |
| 60913 | Urban | Q2 |
| 60914 | Urban | Q2 |
| 60915 | Urban | Q2 |
| 60917 | Urban | Q2 |
| 60918 | Small Rural | Q2 |
| 60919 | Isolated | Q3 |
| 60920 | Urban | Q2 |
| 60921 | Isolated | Q4 |
| 60922 | Urban | Q2 |
| 60924 | Isolated | Q1 |
| 60926 | Isolated | Q1 |
| 60927 | Urban | Q1 |
| 60928 | Urban | Q2 |
| 60929 | Urban | Q3 |
| 60930 | Urban | Q1 |
| 60931 | Urban | Q2 |
| 60932 | Urban | Q1 |
| 60933 | Urban | Q1 |
| 60934 | Urban | Q1 |
| 60935 | Urban | Q1 |
| 60936 | Small Rural | Q3 |
| 60938 | Small Rural | Q3 |
| 60939 | Isolated | Q1 |
| 60940 | Urban | Q1 |
| 60941 | Urban | Q2 |
| 60942 | Small Rural | Q3 |

Appendix D. List of 5-Digit Zip Codes and Mapping to Urban and Socioeconomic Status Categories

| 5-Digit Zip Code | Rural/Urban Categorization | SES Quartile |
|------------------|----------------------------|--------------|
| 60944 | Urban | Q4 |
| 60945 | Urban | Q1 |
| 60946 | Isolated | Q1 |
| 60948 | Small Rural | Q1 |
| 60949 | Urban | Q4 |
| 60950 | Urban | Q1 |
| 60951 | Urban | Q1 |
| 60952 | Small Rural | Q2 |
| 60953 | Isolated | Q3 |
| 60954 | Urban | Q2 |
| 60955 | Small Rural | Q3 |
| 60956 | Urban | Q2 |
| 60957 | Urban | Q2 |
| 60958 | Urban | Q4 |
| 60959 | Isolated | Q2 |
| 60960 | Urban | Q2 |
| 60961 | Urban | Q1 |
| 60962 | Urban | Q2 |
| 60963 | Urban | Q2 |
| 60964 | Urban | Q2 |
| 60966 | Small Rural | Q3 |
| 60967 | Isolated | Q3 |
| 60968 | Small Rural | Q1 |
| 60969 | Urban | Q1 |
| 60970 | Small Rural | Q3 |
| 60973 | Isolated | Q2 |
| 60974 | Small Rural | Q2 |
| 61001 | Isolated | Q1 |
| 61006 | Large Rural | Q2 |
| 61007 | Isolated | Q1 |
| 61008 | Urban | Q2 |
| 61010 | Urban | Q1 |
| 61011 | Urban | Q1 |
| 61012 | Urban | Q3 |
| 61013 | Large Rural | Q1 |
| 61014 | Isolated | Q1 |
| 61015 | Urban | Q2 |
| 61016 | Urban | Q1 |
| 61018 | Urban | Q2 |
| 61019 | Urban | Q1 |
| 61020 | Urban | Q1 |
| 61021 | Large Rural | Q2 |
| 61024 | Urban | Q1 |
| 61025 | Urban | Q1 |

Appendix D. List of 5-Digit Zip Codes and Mapping to Urban and Socioeconomic Status Categories

| 5-Digit Zip Code | Rural/Urban Categorization | SES Quartile |
|------------------|----------------------------|--------------|
| 61027 | Large Rural | Q1 |
| 61028 | Isolated | Q1 |
| 61030 | Isolated | Q2 |
| 61031 | Large Rural | Q1 |
| 61032 | Large Rural | Q3 |
| 61036 | Small Rural | Q1 |
| 61037 | Large Rural | Q1 |
| 61038 | Urban | Q2 |
| 61039 | Large Rural | Q1 |
| 61041 | Isolated | Q2 |
| 61042 | Large Rural | Q2 |
| 61043 | Urban | Q3 |
| 61044 | Large Rural | Q1 |
| 61046 | Isolated | Q1 |
| 61047 | Urban | Q2 |
| 61048 | Small Rural | Q1 |
| 61049 | Urban | Q1 |
| 61050 | Large Rural | Q1 |
| 61051 | Isolated | Q1 |
| 61052 | Urban | Q1 |
| 61053 | Isolated | Q2 |
| 61054 | Small Rural | Q3 |
| 61057 | Large Rural | Q1 |
| 61059 | Isolated | Q3 |
| 61060 | Large Rural | Q1 |
| 61061 | Small Rural | Q2 |
| 61062 | Large Rural | Q1 |
| 61063 | Urban | Q1 |
| 61064 | Isolated | Q2 |
| 61065 | Urban | Q1 |
| 61067 | Large Rural | Q1 |
| 61068 | Large Rural | Q3 |
| 61070 | Urban | Q1 |
| 61071 | Large Rural | Q3 |
| 61072 | Urban | Q1 |
| 61073 | Urban | Q1 |
| 61074 | Small Rural | Q3 |
| 61075 | Isolated | Q1 |
| 61077 | Urban | Q1 |
| 61078 | Isolated | Q1 |
| 61079 | Urban | Q1 |
| 61080 | Urban | Q2 |
| 61081 | Large Rural | Q3 |
| 61084 | Urban | Q1 |

Appendix D. List of 5-Digit Zip Codes and Mapping to Urban and Socioeconomic Status Categories

| 5-Digit Zip Code | Rural/Urban Categorization | SES Quartile |
|------------------|----------------------------|--------------|
| 61085 | Isolated | Q2 |
| 61087 | Isolated | Q2 |
| 61088 | Urban | Q1 |
| 61089 | Small Rural | Q1 |
| 61091 | Isolated | Q1 |
| 61101 | Urban | Q4 |
| 61102 | Urban | Q4 |
| 61103 | Urban | Q4 |
| 61104 | Urban | Q4 |
| 61105 | Urban | Q4 |
| 61106 | Urban | Q4 |
| 61107 | Urban | Q2 |
| 61108 | Urban | Q3 |
| 61109 | Urban | Q4 |
| 61110 | Urban | Q2 |
| 61111 | Urban | Q2 |
| 61112 | Urban | Q1 |
| 61114 | Urban | Q2 |
| 61115 | Urban | Q2 |
| 61125 | Urban | Q4 |
| 61126 | Urban | Q4 |
| 61130 | Urban | Q2 |
| 61131 | Urban | Q2 |
| 61132 | Urban | Q2 |
| 61201 | Urban | Q4 |
| 61204 | Urban | Q4 |
| 61230 | Large Rural | Q2 |
| 61231 | Small Rural | Q2 |
| 61232 | Urban | Q1 |
| 61233 | Urban | Q1 |
| 61234 | Isolated | Q1 |
| 61235 | Small Rural | Q1 |
| 61236 | Urban | Q2 |
| 61237 | Small Rural | Q2 |
| 61238 | Urban | Q1 |
| 61239 | Urban | Q4 |
| 61240 | Urban | Q1 |
| 61241 | Urban | Q1 |
| 61242 | Urban | Q1 |
| 61243 | Large Rural | Q1 |
| 61244 | Urban | Q3 |
| 61250 | Urban | Q1 |
| 61251 | Urban | Q1 |
| 61252 | Large Rural | Q2 |

Appendix D. List of 5-Digit Zip Codes and Mapping to Urban and Socioeconomic Status Categories

| 5-Digit Zip Code | Rural/Urban Categorization | SES Quartile |
|------------------|----------------------------|--------------|
| 61254 | Small Rural | Q1 |
| 61256 | Urban | Q1 |
| 61257 | Urban | Q1 |
| 61258 | Small Rural | Q2 |
| 61259 | Urban | Q2 |
| 61260 | Small Rural | Q2 |
| 61261 | Urban | Q2 |
| 61262 | Urban | Q1 |
| 61263 | Urban | Q2 |
| 61264 | Urban | Q2 |
| 61265 | Urban | Q3 |
| 61266 | Urban | Q3 |
| 61270 | Small Rural | Q1 |
| 61272 | Small Rural | Q1 |
| 61273 | Urban | Q1 |
| 61274 | Urban | Q1 |
| 61275 | Urban | Q1 |
| 61276 | Urban | Q1 |
| 61277 | Isolated | Q2 |
| 61278 | Urban | Q2 |
| 61279 | Urban | Q1 |
| 61281 | Urban | Q1 |
| 61282 | Urban | Q3 |
| 61283 | Large Rural | Q2 |
| 61284 | Urban | Q1 |
| 61285 | Large Rural | Q2 |
| 61299 | Urban | Q4 |
| 61301 | Large Rural | Q3 |
| 61310 | Isolated | Q2 |
| 61311 | Large Rural | Q1 |
| 61312 | Large Rural | Q2 |
| 61313 | Large Rural | Q1 |
| 61314 | Large Rural | Q2 |
| 61315 | Large Rural | Q4 |
| 61316 | Large Rural | Q2 |
| 61317 | Large Rural | Q2 |
| 61318 | Urban | Q1 |
| 61319 | Isolated | Q1 |
| 61320 | Large Rural | Q1 |
| 61321 | Large Rural | Q2 |
| 61322 | Large Rural | Q3 |
| 61323 | Small Rural | Q2 |
| 61324 | Large Rural | Q1 |
| 61325 | Large Rural | Q1 |

Appendix D. List of 5-Digit Zip Codes and Mapping to Urban and Socioeconomic Status Categories

| 5-Digit Zip Code | Rural/Urban Categorization | SES Quartile |
|------------------|----------------------------|--------------|
| 61326 | Large Rural | Q2 |
| 61327 | Large Rural | Q1 |
| 61328 | Large Rural | Q1 |
| 61329 | Large Rural | Q1 |
| 61330 | Large Rural | Q1 |
| 61331 | Isolated | Q1 |
| 61332 | Large Rural | Q1 |
| 61333 | Isolated | Q1 |
| 61334 | Large Rural | Q1 |
| 61335 | Large Rural | Q1 |
| 61336 | Large Rural | Q3 |
| 61337 | Small Rural | Q2 |
| 61338 | Isolated | Q3 |
| 61340 | Large Rural | Q1 |
| 61341 | Small Rural | Q2 |
| 61342 | Small Rural | Q3 |
| 61344 | Large Rural | Q3 |
| 61345 | Large Rural | Q1 |
| 61346 | Isolated | Q2 |
| 61348 | Large Rural | Q1 |
| 61349 | Large Rural | Q1 |
| 61350 | Large Rural | Q2 |
| 61353 | Urban | Q2 |
| 61354 | Large Rural | Q2 |
| 61356 | Small Rural | Q2 |
| 61358 | Large Rural | Q1 |
| 61359 | Large Rural | Q1 |
| 61360 | Small Rural | Q2 |
| 61361 | Large Rural | Q2 |
| 61362 | Large Rural | Q2 |
| 61363 | Large Rural | Q2 |
| 61364 | Large Rural | Q3 |
| 61367 | Urban | Q1 |
| 61368 | Small Rural | Q2 |
| 61369 | Urban | Q1 |
| 61370 | Large Rural | Q1 |
| 61371 | Small Rural | Q3 |
| 61372 | Large Rural | Q1 |
| 61373 | Large Rural | Q1 |
| 61374 | Large Rural | Q1 |
| 61375 | Urban | Q1 |
| 61376 | Isolated | Q2 |
| 61377 | Urban | Q2 |
| 61378 | Urban | Q2 |

Appendix D. List of 5-Digit Zip Codes and Mapping to Urban and Socioeconomic Status Categories

| 5-Digit Zip Code | Rural/Urban Categorization | SES Quartile |
|------------------|----------------------------|--------------|
| 61379 | Small Rural | Q2 |
| 61401 | Large Rural | Q3 |
| 61402 | Large Rural | Q3 |
| 61410 | Large Rural | Q3 |
| 61411 | Large Rural | Q1 |
| 61412 | Large Rural | Q1 |
| 61413 | Isolated | Q1 |
| 61414 | Large Rural | Q1 |
| 61415 | Isolated | Q2 |
| 61416 | Large Rural | Q4 |
| 61417 | Isolated | Q1 |
| 61418 | Large Rural | Q1 |
| 61419 | Isolated | Q1 |
| 61420 | Large Rural | Q1 |
| 61421 | Urban | Q2 |
| 61422 | Small Rural | Q3 |
| 61423 | Large Rural | Q1 |
| 61424 | Urban | Q1 |
| 61425 | Large Rural | Q1 |
| 61426 | Urban | Q1 |
| 61427 | Urban | Q2 |
| 61428 | Large Rural | Q1 |
| 61430 | Large Rural | Q2 |
| 61431 | Isolated | Q2 |
| 61432 | Urban | Q1 |
| 61433 | Urban | Missing |
| 61434 | Isolated | Q2 |
| 61435 | Large Rural | Q1 |
| 61436 | Large Rural | Q3 |
| 61437 | Large Rural | Q1 |
| 61438 | Large Rural | Q1 |
| 61439 | Large Rural | Q2 |
| 61440 | Large Rural | Q1 |
| 61441 | Urban | Q1 |
| 61442 | Small Rural | Q3 |
| 61443 | Large Rural | Q3 |
| 61447 | Small Rural | Q1 |
| 61448 | Large Rural | Q2 |
| 61449 | Urban | Q2 |
| 61450 | Large Rural | Q2 |
| 61451 | Urban | Q1 |
| 61452 | Small Rural | Q1 |
| 61453 | Small Rural | Q2 |
| 61454 | Large Rural | Q3 |

Appendix D. List of 5-Digit Zip Codes and Mapping to Urban and Socioeconomic Status Categories

| 5-Digit Zip Code | Rural/Urban Categorization | SES Quartile |
|------------------|----------------------------|--------------|
| 61455 | Large Rural | Q3 |
| 61458 | Urban | Q1 |
| 61459 | Urban | Q2 |
| 61460 | Large Rural | Q1 |
| 61462 | Small Rural | Q3 |
| 61465 | Urban | Q1 |
| 61466 | Urban | Q1 |
| 61467 | Large Rural | Q1 |
| 61468 | Isolated | Q1 |
| 61469 | Large Rural | Q2 |
| 61470 | Small Rural | Q3 |
| 61471 | Large Rural | Q1 |
| 61472 | Large Rural | Q1 |
| 61473 | Isolated | Q1 |
| 61474 | Large Rural | Q1 |
| 61475 | Large Rural | Q1 |
| 61476 | Small Rural | Q1 |
| 61477 | Urban | Q2 |
| 61478 | Isolated | Q1 |
| 61479 | Urban | Q1 |
| 61480 | Large Rural | Q2 |
| 61482 | Urban | Q1 |
| 61483 | Urban | Q2 |
| 61484 | Isolated | Q2 |
| 61485 | Large Rural | Q1 |
| 61486 | Urban | Q2 |
| 61488 | Large Rural | Q1 |
| 61489 | Urban | Q1 |
| 61490 | Isolated | Q1 |
| 61491 | Urban | Q1 |
| 61501 | Isolated | Q2 |
| 61516 | Isolated | Q1 |
| 61517 | Urban | Q1 |
| 61519 | Urban | Q3 |
| 61520 | Urban | Q3 |
| 61523 | Urban | Q2 |
| 61524 | Urban | Q3 |
| 61525 | Urban | Q1 |
| 61526 | Urban | Q1 |
| 61528 | Urban | Q1 |
| 61529 | Urban | Q1 |
| 61530 | Urban | Q1 |
| 61531 | Urban | Q2 |
| 61532 | Urban | Q1 |

Appendix D. List of 5-Digit Zip Codes and Mapping to Urban and Socioeconomic Status Categories

| 5-Digit Zip Code | Rural/Urban Categorization | SES Quartile |
|------------------|----------------------------|--------------|
| 61533 | Urban | Q2 |
| 61534 | Urban | Q1 |
| 61535 | Urban | Q1 |
| 61536 | Urban | Q1 |
| 61537 | Urban | Q2 |
| 61539 | Urban | Q2 |
| 61540 | Urban | Q1 |
| 61541 | Urban | Q1 |
| 61542 | Isolated | Q1 |
| 61543 | Urban | Q3 |
| 61544 | Isolated | Q1 |
| 61545 | Urban | Q1 |
| 61546 | Urban | Q1 |
| 61547 | Urban | Q1 |
| 61548 | Urban | Q1 |
| 61550 | Urban | Q1 |
| 61552 | Urban | Q1 |
| 61553 | Urban | Q2 |
| 61554 | Urban | Q2 |
| 61555 | Urban | Q2 |
| 61558 | Urban | Q2 |
| 61559 | Urban | Q1 |
| 61560 | Large Rural | Q1 |
| 61561 | Isolated | Q1 |
| 61562 | Urban | Q1 |
| 61563 | Urban | Q2 |
| 61564 | Urban | Q2 |
| 61565 | Urban | Q1 |
| 61567 | Urban | Q2 |
| 61568 | Urban | Q1 |
| 61569 | Urban | Q1 |
| 61570 | Urban | Q2 |
| 61571 | Urban | Q1 |
| 61572 | Urban | Q1 |
| 61601 | Urban | Q4 |
| 61602 | Urban | Q4 |
| 61603 | Urban | Q4 |
| 61604 | Urban | Q4 |
| 61605 | Urban | Q4 |
| 61606 | Urban | Q4 |
| 61607 | Urban | Q1 |
| 61610 | Urban | Q3 |
| 61611 | Urban | Q1 |
| 61612 | Urban | Q2 |

Appendix D. List of 5-Digit Zip Codes and Mapping to Urban and Socioeconomic Status Categories

| 5-Digit Zip Code | Rural/Urban Categorization | SES Quartile |
|------------------|----------------------------|--------------|
| 61613 | Urban | Q2 |
| 61614 | Urban | Q2 |
| 61615 | Urban | Q2 |
| 61616 | Urban | Q2 |
| 61625 | Urban | Q2 |
| 61629 | Urban | Q4 |
| 61630 | Urban | Q4 |
| 61633 | Urban | Q4 |
| 61634 | Urban | Q4 |
| 61635 | Urban | Q1 |
| 61636 | Urban | Q4 |
| 61637 | Urban | Q4 |
| 61638 | Urban | Q2 |
| 61639 | Urban | Q4 |
| 61641 | Urban | Q1 |
| 61643 | Urban | Q2 |
| 61650 | Urban | Q4 |
| 61651 | Urban | Q4 |
| 61652 | Urban | Q4 |
| 61653 | Urban | Q4 |
| 61654 | Urban | Q4 |
| 61655 | Urban | Q4 |
| 61656 | Urban | Q4 |
| 61701 | Urban | Q3 |
| 61702 | Urban | Q3 |
| 61704 | Urban | Q1 |
| 61705 | Urban | Q1 |
| 61709 | Urban | Q1 |
| 61710 | Urban | Q3 |
| 61720 | Urban | Q2 |
| 61721 | Urban | Q1 |
| 61722 | Urban | Q1 |
| 61723 | Urban | Q1 |
| 61724 | Urban | Q1 |
| 61725 | Urban | Q1 |
| 61726 | Urban | Q1 |
| 61727 | Small Rural | Q2 |
| 61728 | Urban | Q1 |
| 61729 | Urban | Q1 |
| 61730 | Urban | Q2 |
| 61731 | Urban | Q1 |
| 61732 | Urban | Q1 |
| 61733 | Urban | Q1 |
| 61734 | Urban | Q1 |

Appendix D. List of 5-Digit Zip Codes and Mapping to Urban and Socioeconomic Status Categories

| 5-Digit Zip Code | Rural/Urban Categorization | SES Quartile |
|------------------|----------------------------|--------------|
| 61735 | Urban | Q1 |
| 61736 | Urban | Q1 |
| 61737 | Urban | Q1 |
| 61738 | Urban | Q2 |
| 61739 | Small Rural | Q1 |
| 61740 | Isolated | Q2 |
| 61741 | Large Rural | Q2 |
| 61742 | Urban | Q1 |
| 61743 | Isolated | Q1 |
| 61744 | Urban | Q1 |
| 61745 | Urban | Q1 |
| 61747 | Urban | Q2 |
| 61748 | Urban | Q1 |
| 61749 | Urban | Q1 |
| 61750 | Urban | Q1 |
| 61751 | Urban | Q1 |
| 61752 | Urban | Q1 |
| 61753 | Urban | Q1 |
| 61754 | Urban | Q1 |
| 61755 | Urban | Q1 |
| 61756 | Urban | Q2 |
| 61758 | Urban | Q2 |
| 61759 | Urban | Q1 |
| 61760 | Isolated | Q1 |
| 61761 | Urban | Q2 |
| 61764 | Large Rural | Q3 |
| 61769 | Large Rural | Q1 |
| 61770 | Urban | Q2 |
| 61771 | Urban | Q2 |
| 61772 | Urban | Q1 |
| 61773 | Small Rural | Q2 |
| 61774 | Urban | Q1 |
| 61775 | Isolated | Q1 |
| 61776 | Urban | Q1 |
| 61777 | Urban | Q1 |
| 61778 | Urban | Q2 |
| 61790 | Urban | Q2 |
| 61791 | Urban | Q3 |
| 61799 | Urban | Q1 |
| 61801 | Urban | Q4 |
| 61802 | Urban | Q3 |
| 61803 | Urban | Q4 |
| 61810 | Urban | Q1 |
| 61811 | Urban | Q1 |

Appendix D. List of 5-Digit Zip Codes and Mapping to Urban and Socioeconomic Status Categories

| 5-Digit Zip Code | Rural/Urban Categorization | SES Quartile |
|------------------|----------------------------|--------------|
| 61812 | Urban | Q2 |
| 61813 | Urban | Q1 |
| 61814 | Urban | Q1 |
| 61815 | Urban | Q1 |
| 61816 | Urban | Q1 |
| 61817 | Urban | Q1 |
| 61818 | Urban | Q2 |
| 61820 | Urban | Q4 |
| 61821 | Urban | Q3 |
| 61822 | Urban | Q1 |
| 61824 | Urban | Q4 |
| 61825 | Urban | Q4 |
| 61826 | Urban | Q3 |
| 61830 | Urban | Q1 |
| 61831 | Urban | Q1 |
| 61832 | Urban | Q4 |
| 61833 | Urban | Q2 |
| 61834 | Urban | Q1 |
| 61839 | Urban | Q2 |
| 61840 | Urban | Q1 |
| 61841 | Urban | Q1 |
| 61842 | Urban | Q2 |
| 61843 | Urban | Q1 |
| 61844 | Urban | Q1 |
| 61845 | Urban | Q1 |
| 61846 | Urban | Q3 |
| 61847 | Urban | Q1 |
| 61848 | Urban | Q1 |
| 61849 | Urban | Q1 |
| 61850 | Urban | Q1 |
| 61851 | Urban | Q1 |
| 61852 | Urban | Q1 |
| 61853 | Urban | Q1 |
| 61854 | Urban | Q1 |
| 61855 | Urban | Q2 |
| 61856 | Urban | Q1 |
| 61857 | Urban | Q2 |
| 61858 | Urban | Q1 |
| 61859 | Urban | Q1 |
| 61862 | Urban | Q1 |
| 61863 | Urban | Q1 |
| 61864 | Urban | Q1 |
| 61865 | Urban | Q2 |
| 61866 | Urban | Q4 |

Appendix D. List of 5-Digit Zip Codes and Mapping to Urban and Socioeconomic Status Categories

| 5-Digit Zip Code | Rural/Urban Categorization | SES Quartile |
|------------------|----------------------------|--------------|
| 61870 | Urban | Q1 |
| 61871 | Urban | Q1 |
| 61872 | Urban | Q1 |
| 61873 | Urban | Q1 |
| 61874 | Urban | Q2 |
| 61875 | Urban | Q2 |
| 61876 | Urban | Q2 |
| 61877 | Urban | Q1 |
| 61878 | Urban | Q1 |
| 61880 | Urban | Q1 |
| 61882 | Urban | Q1 |
| 61883 | Urban | Q3 |
| 61884 | Urban | Q1 |
| 61910 | Small Rural | Q3 |
| 61911 | Isolated | Q3 |
| 61912 | Large Rural | Q1 |
| 61913 | Isolated | Q1 |
| 61914 | Urban | Q1 |
| 61917 | Isolated | Q1 |
| 61919 | Urban | Q1 |
| 61920 | Large Rural | Q3 |
| 61924 | Isolated | Q1 |
| 61925 | Urban | Q1 |
| 61928 | Isolated | Q1 |
| 61929 | Urban | Q1 |
| 61930 | Urban | Q2 |
| 61931 | Large Rural | Q3 |
| 61932 | Isolated | Q2 |
| 61933 | Small Rural | Q3 |
| 61936 | Urban | Q2 |
| 61937 | Urban | Q2 |
| 61938 | Large Rural | Q3 |
| 61940 | Isolated | Q2 |
| 61941 | Urban | Q2 |
| 61942 | Urban | Q2 |
| 61943 | Large Rural | Q2 |
| 61944 | Small Rural | Q3 |
| 61949 | Isolated | Q1 |
| 61951 | Small Rural | Q3 |
| 61953 | Small Rural | Q2 |
| 61955 | Small Rural | Q3 |
| 61956 | Urban | Q1 |
| 61957 | Isolated | Q2 |
| 62001 | Urban | Q1 |

Appendix D. List of 5-Digit Zip Codes and Mapping to Urban and Socioeconomic Status Categories

| 5-Digit Zip Code | Rural/Urban Categorization | SES Quartile |
|------------------|----------------------------|--------------|
| 62002 | Urban | Q3 |
| 62006 | Urban | Q1 |
| 62009 | Urban | Q3 |
| 62010 | Urban | Q2 |
| 62011 | Small Rural | Q1 |
| 62012 | Urban | Q1 |
| 62013 | Urban | Q1 |
| 62014 | Urban | Q2 |
| 62015 | Small Rural | Q1 |
| 62016 | Isolated | Q2 |
| 62017 | Small Rural | Q2 |
| 62018 | Urban | Q4 |
| 62019 | Small Rural | Q1 |
| 62021 | Urban | Q1 |
| 62022 | Urban | Q1 |
| 62023 | Urban | Q1 |
| 62024 | Urban | Q2 |
| 62025 | Urban | Q1 |
| 62026 | Urban | Q1 |
| 62027 | Large Rural | Q2 |
| 62028 | Urban | Q1 |
| 62030 | Small Rural | Q4 |
| 62031 | Urban | Q2 |
| 62032 | Small Rural | Q1 |
| 62033 | Small Rural | Q2 |
| 62034 | Urban | Q1 |
| 62035 | Urban | Q1 |
| 62036 | Urban | Q1 |
| 62037 | Urban | Q1 |
| 62040 | Urban | Q3 |
| 62044 | Isolated | Q2 |
| 62045 | Urban | Q2 |
| 62046 | Urban | Q1 |
| 62047 | Urban | Q2 |
| 62048 | Urban | Q2 |
| 62049 | Small Rural | Q2 |
| 62050 | Large Rural | Q3 |
| 62051 | Small Rural | Q2 |
| 62052 | Small Rural | Q2 |
| 62053 | Urban | Q3 |
| 62054 | Isolated | Q2 |
| 62056 | Small Rural | Q3 |
| 62058 | Urban | Q2 |
| 62059 | Urban | Q4 |

Appendix D. List of 5-Digit Zip Codes and Mapping to Urban and Socioeconomic Status Categories

| 5-Digit Zip Code | Rural/Urban Categorization | SES Quartile |
|------------------|----------------------------|--------------|
| 62060 | Urban | Q4 |
| 62061 | Urban | Q1 |
| 62062 | Urban | Q1 |
| 62063 | Small Rural | Q2 |
| 62065 | Urban | Q2 |
| 62067 | Urban | Q1 |
| 62069 | Urban | Q2 |
| 62070 | Urban | Q1 |
| 62071 | Urban | Q4 |
| 62074 | Urban | Q1 |
| 62075 | Small Rural | Q2 |
| 62076 | Small Rural | Q1 |
| 62077 | Small Rural | Q2 |
| 62078 | Large Rural | Q2 |
| 62079 | Urban | Q1 |
| 62080 | Small Rural | Q2 |
| 62081 | Isolated | Q1 |
| 62082 | Large Rural | Q3 |
| 62083 | Small Rural | Q1 |
| 62084 | Urban | Q3 |
| 62085 | Urban | Q2 |
| 62086 | Urban | Q2 |
| 62087 | Urban | Q4 |
| 62088 | Urban | Q2 |
| 62089 | Small Rural | Q2 |
| 62090 | Urban | Q4 |
| 62091 | Small Rural | Q1 |
| 62092 | Large Rural | Q3 |
| 62093 | Urban | Q3 |
| 62094 | Small Rural | Q3 |
| 62095 | Urban | Q3 |
| 62097 | Urban | Q1 |
| 62098 | Isolated | Q1 |
| 62201 | Urban | Q4 |
| 62202 | Urban | Q4 |
| 62203 | Urban | Q4 |
| 62204 | Urban | Q4 |
| 62205 | Urban | Q4 |
| 62206 | Urban | Q4 |
| 62207 | Urban | Q4 |
| 62208 | Urban | Q2 |
| 62214 | Urban | Q1 |
| 62215 | Urban | Q1 |
| 62216 | Urban | Q1 |

Appendix D. List of 5-Digit Zip Codes and Mapping to Urban and Socioeconomic Status Categories

| 5-Digit Zip Code | Rural/Urban Categorization | SES Quartile |
|------------------|----------------------------|--------------|
| 62217 | Urban | Q2 |
| 62218 | Small Rural | Q1 |
| 62219 | Small Rural | Q2 |
| 62220 | Urban | Q3 |
| 62221 | Urban | Q1 |
| 62222 | Urban | Q3 |
| 62223 | Urban | Q2 |
| 62225 | Urban | Q2 |
| 62226 | Urban | Q3 |
| 62230 | Small Rural | Q1 |
| 62231 | Small Rural | Q1 |
| 62232 | Urban | Q3 |
| 62233 | Small Rural | Q3 |
| 62234 | Urban | Q2 |
| 62236 | Urban | Q1 |
| 62237 | Small Rural | Q1 |
| 62238 | Small Rural | Q2 |
| 62239 | Urban | Q3 |
| 62240 | Urban | Q2 |
| 62241 | Small Rural | Q1 |
| 62242 | Isolated | Q2 |
| 62243 | Urban | Q1 |
| 62244 | Urban | Q1 |
| 62245 | Small Rural | Q1 |
| 62246 | Small Rural | Q3 |
| 62248 | Urban | Q3 |
| 62249 | Urban | Q1 |
| 62250 | Large Rural | Q2 |
| 62252 | Small Rural | Q1 |
| 62253 | Urban | Q3 |
| 62254 | Urban | Q1 |
| 62255 | Urban | Q1 |
| 62256 | Urban | Q1 |
| 62257 | Urban | Q2 |
| 62258 | Urban | Q2 |
| 62259 | Small Rural | Q3 |
| 62260 | Urban | Q1 |
| 62261 | Isolated | Q1 |
| 62262 | Small Rural | Q2 |
| 62263 | Small Rural | Q2 |
| 62264 | Urban | Q1 |
| 62265 | Urban | Q1 |
| 62266 | Urban | Q1 |
| 62268 | Small Rural | Q1 |

Appendix D. List of 5-Digit Zip Codes and Mapping to Urban and Socioeconomic Status Categories

| 5-Digit Zip Code | Rural/Urban Categorization | SES Quartile |
|------------------|----------------------------|--------------|
| 62269 | Urban | Q1 |
| 62271 | Urban | Q1 |
| 62272 | Small Rural | Q2 |
| 62273 | Urban | Q3 |
| 62274 | Small Rural | Q2 |
| 62275 | Urban | Q1 |
| 62277 | Isolated | Q2 |
| 62278 | Small Rural | Q1 |
| 62279 | Urban | Q1 |
| 62280 | Small Rural | Q1 |
| 62281 | Urban | Q1 |
| 62282 | Urban | Q1 |
| 62284 | Small Rural | Q1 |
| 62285 | Urban | Q1 |
| 62286 | Small Rural | Q3 |
| 62288 | Small Rural | Q1 |
| 62289 | Urban | Q2 |
| 62292 | Urban | Q3 |
| 62293 | Urban | Q1 |
| 62294 | Urban | Q1 |
| 62295 | Urban | Q1 |
| 62297 | Isolated | Q1 |
| 62298 | Urban | Q1 |
| 62301 | Large Rural | Q3 |
| 62305 | Large Rural | Q1 |
| 62306 | Large Rural | Q3 |
| 62311 | Isolated | Q2 |
| 62312 | Isolated | Q2 |
| 62313 | Isolated | Q1 |
| 62314 | Small Rural | Q2 |
| 62316 | Isolated | Q2 |
| 62319 | Small Rural | Q1 |
| 62320 | Large Rural | Q1 |
| 62321 | Small Rural | Q2 |
| 62323 | Small Rural | Q1 |
| 62324 | Large Rural | Q3 |
| 62325 | Large Rural | Q2 |
| 62326 | Large Rural | Q3 |
| 62329 | Isolated | Q2 |
| 62330 | Isolated | Q2 |
| 62334 | Large Rural | Q3 |
| 62336 | Isolated | Q2 |
| 62338 | Large Rural | Q1 |
| 62339 | Large Rural | Q1 |

Appendix D. List of 5-Digit Zip Codes and Mapping to Urban and Socioeconomic Status Categories

| 5-Digit Zip Code | Rural/Urban Categorization | SES Quartile |
|------------------|----------------------------|--------------|
| 62340 | Small Rural | Q2 |
| 62341 | Large Rural | Q1 |
| 62343 | Isolated | Q2 |
| 62344 | Small Rural | Q1 |
| 62345 | Isolated | Q1 |
| 62346 | Large Rural | Q1 |
| 62347 | Large Rural | Q1 |
| 62348 | Large Rural | Q1 |
| 62349 | Large Rural | Q1 |
| 62351 | Large Rural | Q1 |
| 62352 | Small Rural | Q3 |
| 62353 | Small Rural | Q3 |
| 62354 | Large Rural | Q1 |
| 62355 | Small Rural | Q2 |
| 62356 | Small Rural | Q2 |
| 62357 | Small Rural | Q3 |
| 62358 | Large Rural | Q2 |
| 62359 | Large Rural | Q1 |
| 62360 | Large Rural | Q1 |
| 62361 | Small Rural | Q3 |
| 62362 | Small Rural | Q2 |
| 62363 | Small Rural | Q2 |
| 62365 | Large Rural | Q2 |
| 62366 | Small Rural | Q3 |
| 62367 | Isolated | Q2 |
| 62370 | Small Rural | Q2 |
| 62373 | Large Rural | Q1 |
| 62374 | Large Rural | Q1 |
| 62375 | Small Rural | Q1 |
| 62376 | Large Rural | Q1 |
| 62378 | Small Rural | Q1 |
| 62379 | Large Rural | Q1 |
| 62380 | Isolated | Q2 |
| 62401 | Large Rural | Q2 |
| 62410 | Small Rural | Q1 |
| 62411 | Isolated | Q2 |
| 62413 | Small Rural | Q1 |
| 62414 | Large Rural | Q2 |
| 62417 | Small Rural | Q2 |
| 62418 | Small Rural | Q2 |
| 62419 | Small Rural | Q1 |
| 62420 | Small Rural | Q2 |
| 62421 | Small Rural | Q1 |
| 62422 | Small Rural | Q3 |

Appendix D. List of 5-Digit Zip Codes and Mapping to Urban and Socioeconomic Status Categories

| 5-Digit Zip Code | Rural/Urban Categorization | SES Quartile |
|------------------|----------------------------|--------------|
| 62423 | Urban | Q3 |
| 62424 | Large Rural | Q1 |
| 62425 | Small Rural | Q1 |
| 62426 | Large Rural | Q2 |
| 62427 | Small Rural | Q1 |
| 62428 | Isolated | Q2 |
| 62431 | Small Rural | Q2 |
| 62432 | Small Rural | Q1 |
| 62433 | Small Rural | Q1 |
| 62434 | Isolated | Q1 |
| 62436 | Isolated | Q3 |
| 62438 | Small Rural | Q1 |
| 62439 | Small Rural | Q2 |
| 62440 | Large Rural | Q1 |
| 62441 | Small Rural | Q3 |
| 62442 | Small Rural | Q1 |
| 62443 | Large Rural | Q2 |
| 62444 | Large Rural | Q1 |
| 62445 | Large Rural | Q1 |
| 62446 | Small Rural | Q1 |
| 62447 | Large Rural | Q2 |
| 62448 | Small Rural | Q1 |
| 62449 | Small Rural | Q1 |
| 62450 | Small Rural | Q3 |
| 62451 | Small Rural | Q2 |
| 62452 | Small Rural | Q2 |
| 62454 | Small Rural | Q2 |
| 62458 | Large Rural | Q3 |
| 62459 | Isolated | Q1 |
| 62460 | Small Rural | Q2 |
| 62461 | Large Rural | Q1 |
| 62462 | Large Rural | Q1 |
| 62463 | Large Rural | Q1 |
| 62464 | Small Rural | Q2 |
| 62465 | Isolated | Q1 |
| 62466 | Small Rural | Q3 |
| 62467 | Large Rural | Q1 |
| 62468 | Isolated | Q3 |
| 62469 | Large Rural | Q1 |
| 62471 | Small Rural | Q3 |
| 62473 | Large Rural | Q1 |
| 62474 | Small Rural | Q2 |
| 62475 | Isolated | Q1 |
| 62476 | Isolated | Q1 |

Appendix D. List of 5-Digit Zip Codes and Mapping to Urban and Socioeconomic Status Categories

| 5-Digit Zip Code | Rural/Urban Categorization | SES Quartile |
|------------------|----------------------------|--------------|
| 62477 | Urban | Q1 |
| 62478 | Small Rural | Q1 |
| 62479 | Isolated | Q1 |
| 62480 | Isolated | Q2 |
| 62481 | Small Rural | Q1 |
| 62501 | Urban | Q1 |
| 62510 | Small Rural | Q3 |
| 62512 | Urban | Q2 |
| 62513 | Urban | Q2 |
| 62514 | Urban | Q2 |
| 62515 | Urban | Q2 |
| 62517 | Urban | Q3 |
| 62518 | Isolated | Q1 |
| 62519 | Large Rural | Q1 |
| 62520 | Urban | Q1 |
| 62521 | Urban | Q3 |
| 62522 | Urban | Q4 |
| 62523 | Urban | Q4 |
| 62524 | Urban | Q4 |
| 62525 | Urban | Q4 |
| 62526 | Urban | Q4 |
| 62530 | Urban | Q2 |
| 62531 | Urban | Q1 |
| 62532 | Urban | Q1 |
| 62533 | Urban | Q2 |
| 62534 | Urban | Q1 |
| 62535 | Urban | Q1 |
| 62536 | Urban | Q1 |
| 62537 | Urban | Q1 |
| 62538 | Urban | Q1 |
| 62539 | Urban | Q1 |
| 62540 | Urban | Q3 |
| 62541 | Large Rural | Q1 |
| 62543 | Isolated | Q2 |
| 62544 | Urban | Q1 |
| 62545 | Urban | Q1 |
| 62546 | Large Rural | Q1 |
| 62547 | Urban | Q2 |
| 62548 | Isolated | Q1 |
| 62549 | Urban | Q1 |
| 62550 | Urban | Q1 |
| 62551 | Urban | Q2 |
| 62553 | Small Rural | Q1 |
| 62554 | Urban | Q1 |

Appendix D. List of 5-Digit Zip Codes and Mapping to Urban and Socioeconomic Status Categories

| 5-Digit Zip Code | Rural/Urban Categorization | SES Quartile |
|------------------|----------------------------|--------------|
| 62555 | Small Rural | Q1 |
| 62556 | Large Rural | Q1 |
| 62557 | Small Rural | Q3 |
| 62558 | Urban | Q1 |
| 62560 | Urban | Q1 |
| 62561 | Urban | Q2 |
| 62563 | Urban | Q1 |
| 62565 | Small Rural | Q1 |
| 62567 | Large Rural | Q2 |
| 62568 | Large Rural | Q2 |
| 62570 | Urban | Q3 |
| 62571 | Urban | Q1 |
| 62572 | Urban | Q2 |
| 62573 | Urban | Q2 |
| 62601 | Urban | Q2 |
| 62610 | Isolated | Q3 |
| 62611 | Isolated | Q1 |
| 62612 | Urban | Q1 |
| 62613 | Urban | Q2 |
| 62615 | Urban | Q1 |
| 62617 | Small Rural | Q2 |
| 62618 | Small Rural | Q3 |
| 62621 | Large Rural | Q2 |
| 62622 | Small Rural | Q1 |
| 62624 | Small Rural | Q1 |
| 62625 | Urban | Q1 |
| 62626 | Small Rural | Q2 |
| 62627 | Urban | Q2 |
| 62628 | Large Rural | Q2 |
| 62629 | Urban | Q1 |
| 62630 | Small Rural | Q1 |
| 62631 | Large Rural | Q1 |
| 62633 | Isolated | Q2 |
| 62634 | Large Rural | Q1 |
| 62635 | Large Rural | Q1 |
| 62638 | Urban | Q1 |
| 62639 | Small Rural | Q1 |
| 62640 | Urban | Q2 |
| 62642 | Urban | Q1 |
| 62643 | Large Rural | Q2 |
| 62644 | Small Rural | Q3 |
| 62649 | Urban | Q1 |
| 62650 | Large Rural | Q3 |
| 62651 | Large Rural | Q3 |

Appendix D. List of 5-Digit Zip Codes and Mapping to Urban and Socioeconomic Status Categories

| 5-Digit Zip Code | Rural/Urban Categorization | SES Quartile |
|------------------|----------------------------|--------------|
| 62655 | Small Rural | Q4 |
| 62656 | Large Rural | Q3 |
| 62659 | Urban | Q2 |
| 62660 | Large Rural | Q3 |
| 62661 | Urban | Q2 |
| 62662 | Urban | Q1 |
| 62663 | Isolated | Q1 |
| 62664 | Isolated | Q2 |
| 62665 | Large Rural | Q3 |
| 62666 | Large Rural | Q1 |
| 62667 | Urban | Q2 |
| 62668 | Large Rural | Q1 |
| 62670 | Urban | Q1 |
| 62671 | Large Rural | Q1 |
| 62672 | Isolated | Q3 |
| 62673 | Urban | Q1 |
| 62674 | Urban | Q2 |
| 62675 | Urban | Q2 |
| 62677 | Urban | Q1 |
| 62681 | Small Rural | Q2 |
| 62682 | Large Rural | Q2 |
| 62683 | Urban | Q2 |
| 62684 | Urban | Q1 |
| 62685 | Urban | Q1 |
| 62688 | Urban | Q2 |
| 62689 | Urban | Q2 |
| 62690 | Urban | Q2 |
| 62691 | Isolated | Q1 |
| 62692 | Urban | Q1 |
| 62693 | Urban | Q1 |
| 62694 | Isolated | Q2 |
| 62695 | Large Rural | Q3 |
| 62701 | Urban | Q4 |
| 62702 | Urban | Q4 |
| 62703 | Urban | Q4 |
| 62704 | Urban | Q2 |
| 62705 | Urban | Q4 |
| 62706 | Urban | Q4 |
| 62707 | Urban | Q1 |
| 62708 | Urban | Q4 |
| 62711 | Urban | Q1 |
| 62712 | Urban | Q1 |
| 62715 | Urban | Q4 |
| 62716 | Urban | Q1 |

Appendix D. List of 5-Digit Zip Codes and Mapping to Urban and Socioeconomic Status Categories

| 5-Digit Zip Code | Rural/Urban Categorization | SES Quartile |
|------------------|----------------------------|--------------|
| 62719 | Urban | Q4 |
| 62722 | Urban | Q2 |
| 62723 | Urban | Q4 |
| 62726 | Urban | Q4 |
| 62736 | Urban | Q4 |
| 62739 | Urban | Q4 |
| 62756 | Urban | Q2 |
| 62757 | Urban | Q4 |
| 62761 | Urban | Q4 |
| 62762 | Urban | Q2 |
| 62763 | Urban | Q2 |
| 62764 | Urban | Q4 |
| 62765 | Urban | Q2 |
| 62766 | Urban | Q4 |
| 62767 | Urban | Q4 |
| 62769 | Urban | Q4 |
| 62776 | Urban | Q4 |
| 62777 | Urban | Q4 |
| 62781 | Urban | Q4 |
| 62786 | Urban | Q4 |
| 62791 | Urban | Q2 |
| 62794 | Urban | Q4 |
| 62796 | Urban | Q4 |
| 62801 | Large Rural | Q3 |
| 62803 | Small Rural | Q2 |
| 62806 | Isolated | Q2 |
| 62807 | Small Rural | Q3 |
| 62808 | Small Rural | Q2 |
| 62809 | Small Rural | Q1 |
| 62810 | Large Rural | Q3 |
| 62811 | Small Rural | Q2 |
| 62812 | Small Rural | Q3 |
| 62814 | Large Rural | Q2 |
| 62815 | Isolated | Q1 |
| 62816 | Large Rural | Q2 |
| 62817 | Small Rural | Q3 |
| 62818 | Isolated | Q1 |
| 62819 | Urban | Q3 |
| 62820 | Small Rural | Q1 |
| 62821 | Small Rural | Q2 |
| 62822 | Urban | Q3 |
| 62823 | Small Rural | Q1 |
| 62824 | Small Rural | Q2 |
| 62825 | Urban | Q2 |

Appendix D. List of 5-Digit Zip Codes and Mapping to Urban and Socioeconomic Status Categories

| 5-Digit Zip Code | Rural/Urban Categorization | SES Quartile |
|------------------|----------------------------|--------------|
| 62827 | Isolated | Q2 |
| 62828 | Small Rural | Q1 |
| 62829 | Small Rural | Q2 |
| 62830 | Large Rural | Q3 |
| 62831 | Small Rural | Q1 |
| 62832 | Small Rural | Q3 |
| 62833 | Isolated | Q1 |
| 62834 | Small Rural | Q3 |
| 62835 | Small Rural | Q2 |
| 62836 | Small Rural | Q2 |
| 62837 | Small Rural | Q2 |
| 62838 | Large Rural | Q3 |
| 62839 | Small Rural | Q3 |
| 62840 | Small Rural | Q3 |
| 62841 | Urban | Q1 |
| 62842 | Small Rural | Q2 |
| 62843 | Small Rural | Q3 |
| 62844 | Isolated | Q2 |
| 62846 | Large Rural | Q4 |
| 62848 | Small Rural | Q3 |
| 62849 | Small Rural | Q1 |
| 62850 | Small Rural | Q1 |
| 62851 | Small Rural | Q1 |
| 62852 | Small Rural | Q1 |
| 62853 | Small Rural | Q1 |
| 62854 | Small Rural | Q2 |
| 62856 | Small Rural | Q3 |
| 62858 | Small Rural | Q1 |
| 62859 | Small Rural | Q2 |
| 62860 | Small Rural | Q1 |
| 62861 | Small Rural | Q3 |
| 62862 | Small Rural | Q1 |
| 62863 | Small Rural | Q2 |
| 62864 | Large Rural | Q3 |
| 62865 | Urban | Q1 |
| 62866 | Large Rural | Q2 |
| 62867 | Isolated | Q3 |
| 62868 | Small Rural | Q1 |
| 62869 | Small Rural | Q2 |
| 62870 | Small Rural | Q2 |
| 62871 | Isolated | Q2 |
| 62872 | Large Rural | Q3 |
| 62874 | Small Rural | Q3 |
| 62875 | Small Rural | Q2 |

Appendix D. List of 5-Digit Zip Codes and Mapping to Urban and Socioeconomic Status Categories

| 5-Digit Zip Code | Rural/Urban Categorization | SES Quartile |
|------------------|----------------------------|--------------|
| 62876 | Small Rural | Q1 |
| 62877 | Small Rural | Q1 |
| 62878 | Small Rural | Q1 |
| 62879 | Small Rural | Q4 |
| 62880 | Large Rural | Q2 |
| 62881 | Small Rural | Q3 |
| 62882 | Large Rural | Q4 |
| 62883 | Large Rural | Q1 |
| 62884 | Isolated | Q2 |
| 62885 | Small Rural | Q2 |
| 62886 | Small Rural | Q3 |
| 62887 | Small Rural | Q1 |
| 62888 | Isolated | Q1 |
| 62889 | Large Rural | Q1 |
| 62890 | Small Rural | Q2 |
| 62891 | Urban | Q2 |
| 62892 | Small Rural | Q1 |
| 62893 | Large Rural | Q2 |
| 62894 | Large Rural | Q2 |
| 62895 | Small Rural | Q2 |
| 62896 | Small Rural | Q3 |
| 62897 | Small Rural | Q2 |
| 62898 | Large Rural | Q1 |
| 62899 | Small Rural | Q2 |
| 62901 | Urban | Q4 |
| 62902 | Urban | Q2 |
| 62903 | Urban | Q3 |
| 62905 | Small Rural | Q2 |
| 62906 | Small Rural | Q3 |
| 62907 | Isolated | Q1 |
| 62908 | Isolated | Q2 |
| 62909 | Isolated | Q3 |
| 62910 | Large Rural | Q2 |
| 62912 | Urban | Q3 |
| 62914 | Small Rural | Q4 |
| 62915 | Urban | Q3 |
| 62916 | Isolated | Q2 |
| 62917 | Small Rural | Q3 |
| 62918 | Urban | Q2 |
| 62919 | Small Rural | Q3 |
| 62920 | Urban | Q2 |
| 62921 | Urban | Q3 |
| 62922 | Urban | Q1 |
| 62923 | Isolated | Q1 |

Appendix D. List of 5-Digit Zip Codes and Mapping to Urban and Socioeconomic Status Categories

| 5-Digit Zip Code | Rural/Urban Categorization | SES Quartile |
|------------------|----------------------------|--------------|
| 62924 | Urban | Q3 |
| 62926 | Small Rural | Q2 |
| 62927 | Urban | Q3 |
| 62928 | Small Rural | Q3 |
| 62930 | Small Rural | Q3 |
| 62931 | Small Rural | Q2 |
| 62932 | Urban | Q2 |
| 62933 | Urban | Q3 |
| 62934 | Isolated | Q1 |
| 62935 | Small Rural | Q2 |
| 62938 | Isolated | Q2 |
| 62939 | Urban | Q1 |
| 62940 | Urban | Q2 |
| 62941 | Isolated | Q3 |
| 62942 | Urban | Q3 |
| 62943 | Urban | Q3 |
| 62946 | Small Rural | Q3 |
| 62947 | Small Rural | Q1 |
| 62948 | Urban | Q3 |
| 62949 | Urban | Q3 |
| 62950 | Urban | Q1 |
| 62951 | Urban | Q3 |
| 62952 | Small Rural | Q2 |
| 62953 | Large Rural | Q4 |
| 62954 | Isolated | Q1 |
| 62955 | Small Rural | Q2 |
| 62956 | Isolated | Q2 |
| 62957 | Urban | Q4 |
| 62958 | Urban | Q1 |
| 62959 | Urban | Q2 |
| 62960 | Large Rural | Q3 |
| 62961 | Small Rural | Q1 |
| 62962 | Urban | Q2 |
| 62963 | Isolated | Q4 |
| 62964 | Isolated | Q3 |
| 62965 | Small Rural | Q1 |
| 62966 | Urban | Q3 |
| 62967 | Urban | Q2 |
| 62969 | Urban | Q2 |
| 62970 | Isolated | Q2 |
| 62972 | Urban | Q2 |
| 62973 | Isolated | Q4 |
| 62974 | Urban | Q2 |
| 62975 | Urban | Q3 |

Appendix D. List of 5-Digit Zip Codes and Mapping to Urban and Socioeconomic Status Categories

| 5-Digit Zip Code | Rural/Urban Categorization | SES Quartile |
|------------------|----------------------------|--------------|
| 62976 | Isolated | Q2 |
| 62977 | Small Rural | Q1 |
| 62979 | Isolated | Q2 |
| 62982 | Small Rural | Q3 |
| 62983 | Urban | Q2 |
| 62984 | Isolated | Q3 |
| 62985 | Urban | Q1 |
| 62987 | Small Rural | Q2 |
| 62988 | Urban | Q3 |
| 62990 | Urban | Q3 |
| 62992 | Isolated | Q4 |
| 62993 | Urban | Q3 |
| 62994 | Isolated | Q2 |
| 62995 | Isolated | Q3 |
| 62996 | Isolated | Q2 |
| 62997 | Small Rural | Q3 |
| 62998 | Small Rural | Q1 |
| 62999 | Urban | Q3 |
| 63005 | Urban | Q1 |
| 63006 | Urban | Q1 |
| 63010 | Urban | Q2 |
| 63011 | Urban | Q1 |
| 63012 | Urban | Q1 |
| 63013 | Small Rural | Q1 |
| 63014 | Isolated | Q2 |
| 63015 | Urban | Q2 |
| 63016 | Urban | Q2 |
| 63017 | Urban | Q1 |
| 63019 | Urban | Q2 |
| 63020 | Urban | Q3 |
| 63021 | Urban | Q1 |
| 63022 | Urban | Q1 |
| 63023 | Urban | Q2 |
| 63024 | Urban | Q1 |
| 63025 | Urban | Q1 |
| 63026 | Urban | Q1 |
| 63028 | Urban | Q2 |
| 63030 | Urban | Q3 |
| 63031 | Urban | Q2 |
| 63032 | Urban | Q3 |
| 63033 | Urban | Q3 |
| 63034 | Urban | Q1 |
| 63036 | Urban | Q3 |
| 63037 | Small Rural | Q2 |

Appendix D. List of 5-Digit Zip Codes and Mapping to Urban and Socioeconomic Status Categories

| 5-Digit Zip Code | Rural/Urban Categorization | SES Quartile |
|------------------|----------------------------|--------------|
| 63038 | Urban | Q1 |
| 63039 | Urban | Q1 |
| 63040 | Urban | Q1 |
| 63041 | Urban | Q3 |
| 63042 | Urban | Q3 |
| 63043 | Urban | Q2 |
| 63044 | Urban | Q3 |
| 63045 | Urban | Missing |
| 63047 | Urban | Missing |
| 63048 | Urban | Q1 |
| 63049 | Urban | Q1 |
| 63050 | Urban | Q1 |
| 63051 | Urban | Q2 |
| 63052 | Urban | Q2 |
| 63053 | Urban | Q1 |
| 63055 | Urban | Q1 |
| 63056 | Small Rural | Q1 |
| 63057 | Urban | Q1 |
| 63060 | Urban | Q3 |
| 63061 | Urban | Q2 |
| 63065 | Urban | Q1 |
| 63066 | Urban | Q1 |
| 63068 | Isolated | Q1 |
| 63069 | Urban | Q2 |
| 63070 | Urban | Q3 |
| 63071 | Small Rural | Q3 |
| 63072 | Urban | Q2 |
| 63073 | Urban | Q1 |
| 63074 | Urban | Q4 |
| 63077 | Urban | Q3 |
| 63079 | Urban | Q1 |
| 63080 | Small Rural | Q3 |
| 63084 | Small Rural | Q2 |
| 63087 | Urban | Q2 |
| 63088 | Urban | Q2 |
| 63089 | Urban | Q2 |
| 63090 | Large Rural | Q2 |
| 63091 | Isolated | Q2 |
| 63099 | Urban | Q2 |
| 63101 | Urban | Q4 |
| 63102 | Urban | Q2 |
| 63103 | Urban | Q4 |
| 63104 | Urban | Q4 |
| 63105 | Urban | Q1 |

Appendix D. List of 5-Digit Zip Codes and Mapping to Urban and Socioeconomic Status Categories

| 5-Digit Zip Code | Rural/Urban Categorization | SES Quartile |
|------------------|----------------------------|--------------|
| 63106 | Urban | Q4 |
| 63107 | Urban | Q4 |
| 63108 | Urban | Q4 |
| 63109 | Urban | Q2 |
| 63110 | Urban | Q3 |
| 63111 | Urban | Q4 |
| 63112 | Urban | Q4 |
| 63113 | Urban | Q4 |
| 63114 | Urban | Q3 |
| 63115 | Urban | Q4 |
| 63116 | Urban | Q4 |
| 63117 | Urban | Q1 |
| 63118 | Urban | Q4 |
| 63119 | Urban | Q1 |
| 63120 | Urban | Q4 |
| 63121 | Urban | Q4 |
| 63122 | Urban | Q1 |
| 63123 | Urban | Q2 |
| 63124 | Urban | Q1 |
| 63125 | Urban | Q3 |
| 63126 | Urban | Q1 |
| 63127 | Urban | Q1 |
| 63128 | Urban | Q1 |
| 63129 | Urban | Q1 |
| 63130 | Urban | Q3 |
| 63131 | Urban | Q1 |
| 63132 | Urban | Q3 |
| 63133 | Urban | Q4 |
| 63134 | Urban | Q4 |
| 63135 | Urban | Q4 |
| 63136 | Urban | Q4 |
| 63137 | Urban | Q4 |
| 63138 | Urban | Q4 |
| 63139 | Urban | Q2 |
| 63140 | Urban | Q4 |
| 63141 | Urban | Q1 |
| 63143 | Urban | Q3 |
| 63144 | Urban | Q1 |
| 63145 | Urban | Q4 |
| 63146 | Urban | Q2 |
| 63147 | Urban | Q4 |
| 63150 | Urban | Q4 |
| 63151 | Urban | Q1 |
| 63155 | Urban | Missing |

Appendix D. List of 5-Digit Zip Codes and Mapping to Urban and Socioeconomic Status Categories

| 5-Digit Zip Code | Rural/Urban Categorization | SES Quartile |
|------------------|----------------------------|--------------|
| 63156 | Urban | Q4 |
| 63157 | Urban | Q4 |
| 63158 | Urban | Q4 |
| 63160 | Urban | Q2 |
| 63163 | Urban | Q4 |
| 63164 | Urban | Q2 |
| 63166 | Urban | Missing |
| 63167 | Urban | Q1 |
| 63169 | Urban | Q4 |
| 63171 | Urban | Q1 |
| 63177 | Urban | Missing |
| 63178 | Urban | Missing |
| 63179 | Urban | Q4 |
| 63180 | Urban | Missing |
| 63182 | Urban | Q4 |
| 63188 | Urban | Q4 |
| 63195 | Urban | Q1 |
| 63197 | Urban | Q4 |
| 63199 | Urban | Q4 |
| 63301 | Urban | Q2 |
| 63302 | Urban | Q2 |
| 63303 | Urban | Q1 |
| 63304 | Urban | Q1 |
| 63330 | Urban | Q2 |
| 63332 | Urban | Q1 |
| 63333 | Urban | Q3 |
| 63334 | Small Rural | Q3 |
| 63336 | Urban | Q2 |
| 63338 | Urban | Q1 |
| 63339 | Small Rural | Q2 |
| 63341 | Urban | Q1 |
| 63342 | Urban | Q2 |
| 63343 | Urban | Q2 |
| 63344 | Urban | Q3 |
| 63345 | Large Rural | Q2 |
| 63346 | Urban | Q1 |
| 63347 | Urban | Q1 |
| 63348 | Urban | Q1 |
| 63349 | Urban | Q2 |
| 63350 | Urban | Q2 |
| 63351 | Urban | Q1 |
| 63352 | Large Rural | Q2 |
| 63353 | Small Rural | Q3 |
| 63357 | Urban | Q2 |

Appendix D. List of 5-Digit Zip Codes and Mapping to Urban and Socioeconomic Status Categories

| 5-Digit Zip Code | Rural/Urban Categorization | SES Quartile |
|------------------|----------------------------|--------------|
| 63359 | Isolated | Q2 |
| 63361 | Small Rural | Q3 |
| 63362 | Urban | Q3 |
| 63363 | Urban | Q3 |
| 63365 | Urban | Q1 |
| 63366 | Urban | Q1 |
| 63367 | Urban | Q1 |
| 63368 | Urban | Q1 |
| 63369 | Urban | Q1 |
| 63370 | Urban | Q1 |
| 63373 | Urban | Q2 |
| 63376 | Urban | Q1 |
| 63377 | Urban | Q2 |
| 63378 | Urban | Q2 |
| 63379 | Urban | Q2 |
| 63380 | Urban | Q3 |
| 63381 | Urban | Q2 |
| 63382 | Small Rural | Q3 |
| 63383 | Urban | Q3 |
| 63384 | Isolated | Q3 |
| 63385 | Urban | Q1 |
| 63386 | Urban | Q2 |
| 63387 | Urban | Q3 |
| 63388 | Large Rural | Q2 |
| 63389 | Urban | Q3 |
| 63390 | Urban | Q2 |
| 63401 | Large Rural | Q3 |
| 63430 | Large Rural | Q2 |
| 63431 | Small Rural | Q2 |
| 63432 | Isolated | Q2 |
| 63433 | Small Rural | Q2 |
| 63434 | Isolated | Q3 |
| 63435 | Isolated | Q2 |
| 63436 | Large Rural | Q3 |
| 63437 | Isolated | Q3 |
| 63438 | Large Rural | Q1 |
| 63439 | Isolated | Q1 |
| 63440 | Large Rural | Q1 |
| 63441 | Small Rural | Q2 |
| 63442 | Isolated | Q2 |
| 63443 | Isolated | Q1 |
| 63445 | Isolated | Q2 |
| 63446 | Isolated | Q3 |
| 63447 | Isolated | Q3 |

Appendix D. List of 5-Digit Zip Codes and Mapping to Urban and Socioeconomic Status Categories

| 5-Digit Zip Code | Rural/Urban Categorization | SES Quartile |
|------------------|----------------------------|--------------|
| 63448 | Large Rural | Q2 |
| 63450 | Isolated | Q2 |
| 63451 | Isolated | Q2 |
| 63452 | Isolated | Q2 |
| 63453 | Isolated | Q2 |
| 63454 | Isolated | Q1 |
| 63456 | Isolated | Q2 |
| 63457 | Large Rural | Q1 |
| 63458 | Isolated | Q1 |
| 63459 | Large Rural | Q2 |
| 63460 | Isolated | Q1 |
| 63461 | Small Rural | Q2 |
| 63462 | Isolated | Q1 |
| 63463 | Isolated | Q2 |
| 63464 | Missing | Q2 |
| 63465 | Isolated | Q2 |
| 63466 | Isolated | Q2 |
| 63467 | Large Rural | Q1 |
| 63468 | Isolated | Q2 |
| 63469 | Isolated | Q2 |
| 63471 | Large Rural | Q1 |
| 63472 | Large Rural | Q4 |
| 63473 | Isolated | Q1 |
| 63474 | Isolated | Q1 |
| 63501 | Large Rural | Q3 |
| 63530 | Isolated | Q2 |
| 63531 | Isolated | Q1 |
| 63532 | Small Rural | Q1 |
| 63533 | Large Rural | Q1 |
| 63534 | Isolated | Q2 |
| 63535 | Large Rural | Q2 |
| 63536 | Large Rural | Q2 |
| 63537 | Isolated | Q2 |
| 63538 | Isolated | Q2 |
| 63539 | Isolated | Q3 |
| 63540 | Large Rural | Q3 |
| 63541 | Large Rural | Q2 |
| 63543 | Isolated | Q3 |
| 63544 | Isolated | Q2 |
| 63545 | Isolated | Q3 |
| 63546 | Large Rural | Q2 |
| 63547 | Isolated | Q3 |
| 63548 | Large Rural | Q3 |
| 63549 | Isolated | Q3 |

Appendix D. List of 5-Digit Zip Codes and Mapping to Urban and Socioeconomic Status Categories

| 5-Digit Zip Code | Rural/Urban Categorization | SES Quartile |
|------------------|----------------------------|--------------|
| 63551 | Isolated | Q3 |
| 63552 | Small Rural | Q3 |
| 63555 | Isolated | Q3 |
| 63556 | Isolated | Q3 |
| 63557 | Small Rural | Q2 |
| 63558 | Isolated | Q2 |
| 63559 | Large Rural | Q2 |
| 63560 | Isolated | Q1 |
| 63561 | Large Rural | Q2 |
| 63563 | Isolated | Q3 |
| 63565 | Isolated | Q2 |
| 63566 | Small Rural | Q1 |
| 63567 | Isolated | Q4 |
| 63601 | Large Rural | Q4 |
| 63620 | Large Rural | Q4 |
| 63621 | Small Rural | Q3 |
| 63622 | Large Rural | Q2 |
| 63623 | Isolated | Q2 |
| 63624 | Large Rural | Q3 |
| 63625 | Isolated | Q2 |
| 63626 | Urban | Q3 |
| 63627 | Urban | Q2 |
| 63628 | Large Rural | Q3 |
| 63629 | Isolated | Q3 |
| 63630 | Urban | Q3 |
| 63631 | Large Rural | Q1 |
| 63632 | Small Rural | Q3 |
| 63633 | Isolated | Q3 |
| 63636 | Large Rural | Q3 |
| 63637 | Large Rural | Q3 |
| 63638 | Urban | Q3 |
| 63640 | Large Rural | Q3 |
| 63645 | Small Rural | Q2 |
| 63648 | Large Rural | Q2 |
| 63650 | Large Rural | Q3 |
| 63651 | Large Rural | Q3 |
| 63653 | Large Rural | Q4 |
| 63654 | Isolated | Q1 |
| 63655 | Small Rural | Q3 |
| 63656 | Small Rural | Q2 |
| 63660 | Large Rural | Q3 |
| 63662 | Urban | Q1 |
| 63663 | Large Rural | Q4 |
| 63664 | Small Rural | Q3 |

Appendix D. List of 5-Digit Zip Codes and Mapping to Urban and Socioeconomic Status Categories

| 5-Digit Zip Code | Rural/Urban Categorization | SES Quartile |
|------------------|----------------------------|--------------|
| 63665 | Urban | Q2 |
| 63666 | Isolated | Q2 |
| 63670 | Small Rural | Q2 |
| 63673 | Small Rural | Q3 |
| 63674 | Urban | Q1 |
| 63675 | Large Rural | Q1 |
| 63701 | Urban | Q3 |
| 63702 | Urban | Q3 |
| 63703 | Urban | Q4 |
| 63730 | Urban | Q3 |
| 63732 | Isolated | Q2 |
| 63735 | Urban | Q3 |
| 63736 | Urban | Q3 |
| 63737 | Isolated | Q1 |
| 63738 | Urban | Q3 |
| 63739 | Urban | Q2 |
| 63740 | Urban | Q3 |
| 63742 | Urban | Q4 |
| 63743 | Urban | Q1 |
| 63744 | Urban | Q1 |
| 63745 | Urban | Q3 |
| 63746 | Small Rural | Q1 |
| 63747 | Urban | Q1 |
| 63748 | Isolated | Q1 |
| 63750 | Urban | Missing |
| 63751 | Urban | Q3 |
| 63752 | Urban | Q3 |
| 63755 | Urban | Q2 |
| 63758 | Urban | Q1 |
| 63760 | Urban | Q1 |
| 63763 | Large Rural | Q3 |
| 63764 | Urban | Q3 |
| 63766 | Urban | Q1 |
| 63767 | Urban | Q4 |
| 63769 | Urban | Q1 |
| 63770 | Urban | Q2 |
| 63771 | Urban | Q3 |
| 63774 | Urban | Q4 |
| 63775 | Small Rural | Q2 |
| 63776 | Small Rural | Q2 |
| 63779 | Urban | Q2 |
| 63780 | Urban | Q3 |
| 63781 | Urban | Q1 |
| 63782 | Urban | Q2 |

Appendix D. List of 5-Digit Zip Codes and Mapping to Urban and Socioeconomic Status Categories

| 5-Digit Zip Code | Rural/Urban Categorization | SES Quartile |
|------------------|----------------------------|--------------|
| 63783 | Isolated | Q1 |
| 63784 | Large Rural | Q3 |
| 63785 | Urban | Q1 |
| 63787 | Urban | Q3 |
| 63801 | Large Rural | Q3 |
| 63820 | Small Rural | Q4 |
| 63821 | Large Rural | Q4 |
| 63822 | Isolated | Q3 |
| 63823 | Small Rural | Q3 |
| 63824 | Large Rural | Q4 |
| 63825 | Small Rural | Q2 |
| 63826 | Small Rural | Q1 |
| 63827 | Isolated | Q3 |
| 63828 | Small Rural | Q3 |
| 63829 | Large Rural | Q4 |
| 63830 | Small Rural | Q4 |
| 63833 | Isolated | Q4 |
| 63834 | Small Rural | Q4 |
| 63837 | Large Rural | Q4 |
| 63839 | Isolated | Q3 |
| 63840 | Isolated | Q3 |
| 63841 | Small Rural | Q3 |
| 63845 | Small Rural | Q4 |
| 63846 | Isolated | Q3 |
| 63847 | Large Rural | Q4 |
| 63848 | Isolated | Q4 |
| 63849 | Small Rural | Q1 |
| 63850 | Isolated | Q3 |
| 63851 | Small Rural | Q4 |
| 63852 | Large Rural | Q3 |
| 63853 | Small Rural | Q4 |
| 63855 | Large Rural | Q3 |
| 63857 | Large Rural | Q4 |
| 63860 | Small Rural | Q2 |
| 63862 | Small Rural | Q4 |
| 63863 | Small Rural | Q4 |
| 63866 | Isolated | Q4 |
| 63867 | Large Rural | Q3 |
| 63868 | Large Rural | Q4 |
| 63869 | Small Rural | Q4 |
| 63870 | Isolated | Q4 |
| 63873 | Small Rural | Q4 |
| 63874 | Isolated | Q2 |
| 63875 | Large Rural | Q3 |

Appendix D. List of 5-Digit Zip Codes and Mapping to Urban and Socioeconomic Status Categories

| 5-Digit Zip Code | Rural/Urban Categorization | SES Quartile |
|------------------|----------------------------|--------------|
| 63876 | Large Rural | Q4 |
| 63877 | Isolated | Q4 |
| 63878 | Isolated | Q3 |
| 63879 | Isolated | Q4 |
| 63880 | Large Rural | Q1 |
| 63881 | Small Rural | Q4 |
| 63882 | Small Rural | Q4 |
| 63901 | Large Rural | Q3 |
| 63902 | Large Rural | Missing |
| 63931 | Isolated | Q3 |
| 63932 | Large Rural | Q3 |
| 63933 | Isolated | Q4 |
| 63934 | Large Rural | Q1 |
| 63935 | Isolated | Q3 |
| 63936 | Isolated | Q4 |
| 63937 | Large Rural | Q3 |
| 63939 | Large Rural | Q3 |
| 63940 | Large Rural | Q2 |
| 63941 | Isolated | Q2 |
| 63942 | Isolated | Q2 |
| 63943 | Large Rural | Q3 |
| 63944 | Isolated | Q3 |
| 63945 | Large Rural | Q4 |
| 63950 | Isolated | Q1 |
| 63951 | Large Rural | Q3 |
| 63952 | Large Rural | Q3 |
| 63953 | Large Rural | Q3 |
| 63954 | Large Rural | Q4 |
| 63955 | Large Rural | Q3 |
| 63956 | Isolated | Q1 |
| 63957 | Isolated | Q3 |
| 63960 | Isolated | Q2 |
| 63961 | Large Rural | Q4 |
| 63962 | Large Rural | Missing |
| 63964 | Isolated | Q1 |
| 63965 | Isolated | Q2 |
| 63966 | Large Rural | Q3 |
| 63967 | Large Rural | Q2 |
| 64001 | Small Rural | Q1 |
| 64002 | Urban | Q1 |
| 64011 | Urban | Q2 |
| 64012 | Urban | Q2 |
| 64013 | Urban | Q1 |
| 64014 | Urban | Q1 |

Appendix D. List of 5-Digit Zip Codes and Mapping to Urban and Socioeconomic Status Categories

| 5-Digit Zip Code | Rural/Urban Categorization | SES Quartile |
|------------------|----------------------------|--------------|
| 64015 | Urban | Q2 |
| 64016 | Urban | Q2 |
| 64017 | Urban | Q2 |
| 64018 | Urban | Q1 |
| 64019 | Large Rural | Q1 |
| 64020 | Isolated | Q1 |
| 64021 | Small Rural | Q2 |
| 64022 | Small Rural | Q2 |
| 64024 | Urban | Q3 |
| 64028 | Urban | Q1 |
| 64029 | Urban | Q2 |
| 64030 | Urban | Q3 |
| 64034 | Urban | Q1 |
| 64035 | Small Rural | Q2 |
| 64036 | Small Rural | Q3 |
| 64037 | Small Rural | Q2 |
| 64040 | Isolated | Q2 |
| 64048 | Urban | Q1 |
| 64050 | Urban | Q4 |
| 64051 | Urban | Q4 |
| 64052 | Urban | Q3 |
| 64053 | Urban | Q4 |
| 64054 | Urban | Q4 |
| 64055 | Urban | Q2 |
| 64056 | Urban | Q3 |
| 64057 | Urban | Q2 |
| 64058 | Urban | Q1 |
| 64060 | Urban | Q1 |
| 64061 | Urban | Q1 |
| 64062 | Urban | Q1 |
| 64063 | Urban | Q2 |
| 64064 | Urban | Q1 |
| 64065 | Urban | Q1 |
| 64066 | Urban | Q2 |
| 64067 | Small Rural | Q3 |
| 64068 | Urban | Q1 |
| 64069 | Urban | Q1 |
| 64070 | Urban | Q1 |
| 64071 | Small Rural | Q2 |
| 64072 | Urban | Q3 |
| 64073 | Urban | Q3 |
| 64074 | Urban | Q1 |
| 64075 | Urban | Q1 |
| 64076 | Urban | Q1 |

Appendix D. List of 5-Digit Zip Codes and Mapping to Urban and Socioeconomic Status Categories

| 5-Digit Zip Code | Rural/Urban Categorization | SES Quartile |
|------------------|----------------------------|--------------|
| 64077 | Urban | Q1 |
| 64078 | Urban | Q1 |
| 64079 | Urban | Q1 |
| 64080 | Urban | Q1 |
| 64081 | Urban | Q1 |
| 64082 | Urban | Q1 |
| 64083 | Urban | Q1 |
| 64084 | Urban | Q1 |
| 64085 | Small Rural | Q3 |
| 64086 | Urban | Q1 |
| 64088 | Urban | Q1 |
| 64089 | Urban | Q1 |
| 64090 | Urban | Q3 |
| 64092 | Urban | Missing |
| 64093 | Large Rural | Q3 |
| 64096 | Isolated | Q3 |
| 64097 | Urban | Q2 |
| 64098 | Urban | Q1 |
| 64101 | Urban | Q2 |
| 64102 | Urban | Missing |
| 64105 | Urban | Q3 |
| 64106 | Urban | Q4 |
| 64108 | Urban | Q4 |
| 64109 | Urban | Q4 |
| 64110 | Urban | Q4 |
| 64111 | Urban | Q3 |
| 64112 | Urban | Q2 |
| 64113 | Urban | Q1 |
| 64114 | Urban | Q1 |
| 64116 | Urban | Q3 |
| 64117 | Urban | Q3 |
| 64118 | Urban | Q3 |
| 64119 | Urban | Q2 |
| 64120 | Urban | Q3 |
| 64121 | Urban | Q4 |
| 64123 | Urban | Q4 |
| 64124 | Urban | Q4 |
| 64125 | Urban | Q4 |
| 64126 | Urban | Q4 |
| 64127 | Urban | Q4 |
| 64128 | Urban | Q4 |
| 64129 | Urban | Q4 |
| 64130 | Urban | Q4 |
| 64131 | Urban | Q3 |

Appendix D. List of 5-Digit Zip Codes and Mapping to Urban and Socioeconomic Status Categories

| 5-Digit Zip Code | Rural/Urban Categorization | SES Quartile |
|------------------|----------------------------|--------------|
| 64132 | Urban | Q4 |
| 64133 | Urban | Q3 |
| 64134 | Urban | Q4 |
| 64136 | Urban | Q3 |
| 64137 | Urban | Q3 |
| 64138 | Urban | Q3 |
| 64139 | Urban | Q1 |
| 64141 | Urban | Q4 |
| 64144 | Urban | Q1 |
| 64145 | Urban | Q1 |
| 64146 | Urban | Q2 |
| 64147 | Urban | Q4 |
| 64148 | Urban | Q1 |
| 64149 | Urban | Q1 |
| 64150 | Urban | Q4 |
| 64151 | Urban | Q2 |
| 64152 | Urban | Q1 |
| 64153 | Urban | Q2 |
| 64154 | Urban | Q2 |
| 64155 | Urban | Q1 |
| 64156 | Urban | Q1 |
| 64157 | Urban | Q1 |
| 64158 | Urban | Q2 |
| 64161 | Urban | Q1 |
| 64162 | Urban | Q1 |
| 64163 | Urban | Q3 |
| 64164 | Urban | Q2 |
| 64165 | Urban | Q1 |
| 64166 | Urban | Q1 |
| 64167 | Urban | Q1 |
| 64168 | Urban | Q4 |
| 64170 | Urban | Q3 |
| 64171 | Urban | Q3 |
| 64179 | Urban | Q4 |
| 64180 | Urban | Q4 |
| 64184 | Urban | Q4 |
| 64187 | Urban | Q4 |
| 64188 | Urban | Q3 |
| 64190 | Urban | Q2 |
| 64191 | Urban | Q4 |
| 64195 | Urban | Q1 |
| 64196 | Urban | Q3 |
| 64197 | Urban | Q3 |
| 64198 | Urban | Q4 |

Appendix D. List of 5-Digit Zip Codes and Mapping to Urban and Socioeconomic Status Categories

| 5-Digit Zip Code | Rural/Urban Categorization | SES Quartile |
|------------------|----------------------------|--------------|
| 64199 | Urban | Q4 |
| 64401 | Urban | Q2 |
| 64402 | Isolated | Q2 |
| 64420 | Isolated | Q2 |
| 64421 | Urban | Q2 |
| 64422 | Urban | Q1 |
| 64423 | Large Rural | Q1 |
| 64424 | Small Rural | Q3 |
| 64426 | Isolated | Q2 |
| 64427 | Urban | Q1 |
| 64428 | Large Rural | Q2 |
| 64429 | Small Rural | Q3 |
| 64430 | Urban | Q1 |
| 64431 | Large Rural | Q2 |
| 64432 | Large Rural | Q3 |
| 64433 | Large Rural | Q2 |
| 64434 | Large Rural | Q1 |
| 64436 | Urban | Q1 |
| 64437 | Isolated | Q3 |
| 64438 | Isolated | Q1 |
| 64439 | Urban | Q1 |
| 64440 | Urban | Q1 |
| 64441 | Isolated | Q2 |
| 64442 | Isolated | Q2 |
| 64443 | Urban | Q1 |
| 64444 | Urban | Q1 |
| 64445 | Large Rural | Q2 |
| 64446 | Isolated | Q2 |
| 64448 | Urban | Q1 |
| 64449 | Urban | Q2 |
| 64451 | Urban | Q2 |
| 64453 | Isolated | Q1 |
| 64454 | Urban | Q1 |
| 64455 | Large Rural | Q2 |
| 64456 | Isolated | Q2 |
| 64457 | Large Rural | Q1 |
| 64458 | Isolated | Q1 |
| 64459 | Urban | Q1 |
| 64461 | Large Rural | Q2 |
| 64463 | Isolated | Q2 |
| 64465 | Urban | Q1 |
| 64466 | Isolated | Q2 |
| 64467 | Isolated | Q2 |
| 64468 | Large Rural | Q3 |

Appendix D. List of 5-Digit Zip Codes and Mapping to Urban and Socioeconomic Status Categories

| 5-Digit Zip Code | Rural/Urban Categorization | SES Quartile |
|------------------|----------------------------|--------------|
| 64469 | Small Rural | Q2 |
| 64470 | Isolated | Q2 |
| 64471 | Isolated | Q1 |
| 64473 | Urban | Q1 |
| 64474 | Urban | Q1 |
| 64475 | Large Rural | Q2 |
| 64476 | Large Rural | Q2 |
| 64477 | Urban | Q1 |
| 64479 | Large Rural | Q2 |
| 64480 | Urban | Q1 |
| 64481 | Isolated | Q2 |
| 64482 | Isolated | Q2 |
| 64483 | Urban | Q2 |
| 64484 | Urban | Q2 |
| 64485 | Urban | Q2 |
| 64486 | Isolated | Q2 |
| 64487 | Large Rural | Q2 |
| 64489 | Isolated | Q2 |
| 64490 | Urban | Q1 |
| 64491 | Isolated | Q2 |
| 64492 | Urban | Q1 |
| 64493 | Urban | Q1 |
| 64494 | Urban | Q1 |
| 64496 | Isolated | Q2 |
| 64497 | Small Rural | Q2 |
| 64498 | Isolated | Q2 |
| 64499 | Isolated | Q2 |
| 64501 | Urban | Q4 |
| 64502 | Urban | Q4 |
| 64503 | Urban | Q3 |
| 64504 | Urban | Q3 |
| 64505 | Urban | Q2 |
| 64506 | Urban | Q3 |
| 64507 | Urban | Q3 |
| 64508 | Urban | Q3 |
| 64601 | Small Rural | Q3 |
| 64620 | Isolated | Q3 |
| 64622 | Urban | Q2 |
| 64623 | Isolated | Q2 |
| 64624 | Urban | Q2 |
| 64625 | Urban | Q3 |
| 64628 | Small Rural | Q3 |
| 64630 | Isolated | Q2 |
| 64631 | Small Rural | Q2 |

Appendix D. List of 5-Digit Zip Codes and Mapping to Urban and Socioeconomic Status Categories

| 5-Digit Zip Code | Rural/Urban Categorization | SES Quartile |
|------------------|----------------------------|--------------|
| 64632 | Isolated | Q2 |
| 64633 | Small Rural | Q3 |
| 64635 | Small Rural | Q2 |
| 64636 | Urban | Q3 |
| 64637 | Urban | Q2 |
| 64638 | Small Rural | Q2 |
| 64639 | Isolated | Q1 |
| 64640 | Isolated | Q1 |
| 64641 | Small Rural | Q1 |
| 64642 | Isolated | Q2 |
| 64643 | Isolated | Q2 |
| 64644 | Urban | Q2 |
| 64645 | Isolated | Q1 |
| 64646 | Isolated | Q1 |
| 64647 | Urban | Q3 |
| 64648 | Isolated | Q3 |
| 64649 | Urban | Q1 |
| 64650 | Urban | Q2 |
| 64651 | Small Rural | Q1 |
| 64652 | Small Rural | Q3 |
| 64653 | Isolated | Q3 |
| 64654 | Isolated | Q2 |
| 64655 | Isolated | Q1 |
| 64656 | Small Rural | Q3 |
| 64657 | Isolated | Q2 |
| 64658 | Isolated | Q2 |
| 64659 | Isolated | Q1 |
| 64660 | Isolated | Q2 |
| 64661 | Isolated | Q3 |
| 64664 | Small Rural | Q1 |
| 64667 | Isolated | Q1 |
| 64668 | Urban | Q1 |
| 64670 | Urban | Q1 |
| 64671 | Urban | Q2 |
| 64672 | Isolated | Q4 |
| 64673 | Isolated | Q2 |
| 64674 | Isolated | Q3 |
| 64676 | Isolated | Q3 |
| 64679 | Small Rural | Q3 |
| 64680 | Urban | Q1 |
| 64681 | Isolated | Q2 |
| 64682 | Isolated | Q1 |
| 64683 | Small Rural | Q3 |
| 64686 | Small Rural | Q2 |

Appendix D. List of 5-Digit Zip Codes and Mapping to Urban and Socioeconomic Status Categories

| 5-Digit Zip Code | Rural/Urban Categorization | SES Quartile |
|------------------|----------------------------|--------------|
| 64688 | Small Rural | Q2 |
| 64689 | Isolated | Q3 |
| 64701 | Urban | Q2 |
| 64720 | Urban | Q2 |
| 64722 | Urban | Q2 |
| 64723 | Urban | Q2 |
| 64724 | Isolated | Q3 |
| 64725 | Urban | Q1 |
| 64726 | Small Rural | Q2 |
| 64728 | Small Rural | Q2 |
| 64730 | Small Rural | Q3 |
| 64733 | Large Rural | Q2 |
| 64734 | Urban | Q1 |
| 64735 | Small Rural | Q3 |
| 64738 | Small Rural | Q2 |
| 64739 | Urban | Q1 |
| 64740 | Small Rural | Q2 |
| 64741 | Small Rural | Q1 |
| 64742 | Urban | Q1 |
| 64743 | Urban | Q3 |
| 64744 | Small Rural | Q3 |
| 64745 | Urban | Q2 |
| 64746 | Urban | Q1 |
| 64747 | Urban | Q2 |
| 64748 | Small Rural | Q2 |
| 64750 | Small Rural | Q3 |
| 64752 | Urban | Q2 |
| 64755 | Urban | Q2 |
| 64756 | Isolated | Q2 |
| 64759 | Small Rural | Q3 |
| 64761 | Large Rural | Q2 |
| 64762 | Large Rural | Q2 |
| 64763 | Isolated | Q3 |
| 64765 | Small Rural | Q2 |
| 64766 | Small Rural | Q3 |
| 64767 | Small Rural | Q1 |
| 64769 | Large Rural | Q3 |
| 64770 | Small Rural | Q2 |
| 64771 | Small Rural | Q2 |
| 64772 | Small Rural | Q3 |
| 64776 | Small Rural | Q3 |
| 64778 | Small Rural | Q2 |
| 64779 | Small Rural | Q3 |
| 64780 | Small Rural | Q2 |

Appendix D. List of 5-Digit Zip Codes and Mapping to Urban and Socioeconomic Status Categories

| 5-Digit Zip Code | Rural/Urban Categorization | SES Quartile |
|------------------|----------------------------|--------------|
| 64781 | Small Rural | Q3 |
| 64783 | Small Rural | Q3 |
| 64784 | Small Rural | Q2 |
| 64788 | Small Rural | Q2 |
| 64790 | Small Rural | Q3 |
| 64801 | Urban | Q3 |
| 64802 | Urban | Q3 |
| 64803 | Urban | Q2 |
| 64804 | Urban | Q2 |
| 64830 | Urban | Q1 |
| 64831 | Urban | Q3 |
| 64832 | Urban | Q2 |
| 64833 | Large Rural | Q1 |
| 64834 | Urban | Q1 |
| 64835 | Urban | Q3 |
| 64836 | Urban | Q3 |
| 64840 | Urban | Q1 |
| 64841 | Urban | Q1 |
| 64842 | Isolated | Q3 |
| 64843 | Isolated | Q3 |
| 64844 | Urban | Q2 |
| 64847 | Urban | Q4 |
| 64848 | Urban | Q2 |
| 64849 | Urban | Q2 |
| 64850 | Large Rural | Q3 |
| 64853 | Isolated | Q2 |
| 64854 | Urban | Q4 |
| 64855 | Urban | Q2 |
| 64856 | Urban | Q3 |
| 64857 | Urban | Q2 |
| 64858 | Urban | Q1 |
| 64859 | Large Rural | Q2 |
| 64861 | Urban | Q4 |
| 64862 | Large Rural | Q3 |
| 64863 | Urban | Q4 |
| 64864 | Urban | Q2 |
| 64865 | Urban | Q2 |
| 64866 | Isolated | Q2 |
| 64867 | Urban | Q2 |
| 64868 | Urban | Q3 |
| 64870 | Urban | Q2 |
| 64873 | Small Rural | Q2 |
| 64874 | Small Rural | Q3 |
| 64999 | Urban | Q4 |

Appendix D. List of 5-Digit Zip Codes and Mapping to Urban and Socioeconomic Status Categories

| 5-Digit Zip Code | Rural/Urban Categorization | SES Quartile |
|------------------|----------------------------|--------------|
| 65001 | Urban | Q1 |
| 65010 | Urban | Q2 |
| 65011 | Isolated | Q3 |
| 65013 | Isolated | Q4 |
| 65014 | Isolated | Q3 |
| 65016 | Urban | Q1 |
| 65017 | Isolated | Q2 |
| 65018 | Urban | Q2 |
| 65020 | Isolated | Q3 |
| 65023 | Urban | Q1 |
| 65024 | Urban | Q1 |
| 65025 | Urban | Q2 |
| 65026 | Small Rural | Q3 |
| 65032 | Urban | Q1 |
| 65034 | Isolated | Q4 |
| 65035 | Urban | Q1 |
| 65036 | Isolated | Q2 |
| 65037 | Isolated | Q3 |
| 65038 | Isolated | Q3 |
| 65039 | Urban | Q1 |
| 65040 | Urban | Q1 |
| 65041 | Isolated | Q2 |
| 65042 | Urban | Q2 |
| 65043 | Urban | Q2 |
| 65046 | Urban | Q1 |
| 65047 | Isolated | Q2 |
| 65048 | Urban | Q1 |
| 65049 | Small Rural | Q1 |
| 65050 | Urban | Q2 |
| 65051 | Urban | Q2 |
| 65052 | Isolated | Q1 |
| 65053 | Urban | Q1 |
| 65054 | Urban | Q1 |
| 65055 | Urban | Q2 |
| 65058 | Urban | Q2 |
| 65059 | Urban | Q1 |
| 65061 | Isolated | Q2 |
| 65062 | Isolated | Missing |
| 65063 | Urban | Q1 |
| 65064 | Small Rural | Q1 |
| 65065 | Small Rural | Q2 |
| 65066 | Isolated | Q2 |
| 65067 | Large Rural | Q2 |
| 65068 | Urban | Q3 |

Appendix D. List of 5-Digit Zip Codes and Mapping to Urban and Socioeconomic Status Categories

| 5-Digit Zip Code | Rural/Urban Categorization | SES Quartile |
|------------------|----------------------------|--------------|
| 65069 | Urban | Q2 |
| 65072 | Isolated | Q2 |
| 65074 | Urban | Q2 |
| 65075 | Urban | Q1 |
| 65076 | Urban | Q1 |
| 65077 | Large Rural | Q1 |
| 65078 | Isolated | Q3 |
| 65079 | Isolated | Q1 |
| 65080 | Urban | Q1 |
| 65081 | Small Rural | Q3 |
| 65082 | Isolated | Q2 |
| 65083 | Isolated | Q2 |
| 65084 | Isolated | Q3 |
| 65085 | Urban | Q2 |
| 65101 | Urban | Q3 |
| 65102 | Urban | Q3 |
| 65103 | Urban | Q3 |
| 65104 | Urban | Q3 |
| 65105 | Urban | Q3 |
| 65106 | Urban | Q3 |
| 65107 | Urban | Q3 |
| 65108 | Urban | Q3 |
| 65109 | Urban | Q2 |
| 65110 | Urban | Q2 |
| 65111 | Urban | Q3 |
| 65201 | Urban | Q3 |
| 65202 | Urban | Q2 |
| 65203 | Urban | Q2 |
| 65205 | Urban | Q3 |
| 65211 | Urban | Q2 |
| 65212 | Urban | Q3 |
| 65215 | Urban | Q1 |
| 65216 | Urban | Q3 |
| 65217 | Urban | Q2 |
| 65218 | Urban | Q2 |
| 65230 | Isolated | Q2 |
| 65231 | Urban | Q2 |
| 65232 | Large Rural | Q2 |
| 65233 | Urban | Q2 |
| 65236 | Isolated | Q2 |
| 65237 | Urban | Q2 |
| 65239 | Large Rural | Q2 |
| 65240 | Urban | Q1 |
| 65243 | Large Rural | Q3 |

Appendix D. List of 5-Digit Zip Codes and Mapping to Urban and Socioeconomic Status Categories

| 5-Digit Zip Code | Rural/Urban Categorization | SES Quartile |
|------------------|----------------------------|--------------|
| 65244 | Large Rural | Q1 |
| 65246 | Isolated | Q1 |
| 65247 | Small Rural | Q2 |
| 65248 | Small Rural | Q2 |
| 65250 | Urban | Q2 |
| 65251 | Large Rural | Q3 |
| 65254 | Isolated | Q1 |
| 65255 | Urban | Q1 |
| 65256 | Urban | Q1 |
| 65257 | Large Rural | Q2 |
| 65258 | Large Rural | Q1 |
| 65259 | Large Rural | Q1 |
| 65260 | Large Rural | Q1 |
| 65261 | Isolated | Q2 |
| 65262 | Urban | Q3 |
| 65263 | Large Rural | Q2 |
| 65264 | Large Rural | Q2 |
| 65265 | Large Rural | Q3 |
| 65270 | Large Rural | Q3 |
| 65274 | Urban | Q2 |
| 65275 | Isolated | Q2 |
| 65276 | Urban | Q2 |
| 65278 | Large Rural | Q1 |
| 65279 | Urban | Q1 |
| 65280 | Large Rural | Q2 |
| 65281 | Isolated | Q2 |
| 65282 | Isolated | Q1 |
| 65283 | Isolated | Q1 |
| 65284 | Urban | Q1 |
| 65285 | Large Rural | Q1 |
| 65286 | Isolated | Q2 |
| 65287 | Urban | Q1 |
| 65299 | Urban | Q3 |
| 65301 | Large Rural | Q3 |
| 65302 | Large Rural | Q3 |
| 65305 | Small Rural | Q1 |
| 65320 | Large Rural | Q1 |
| 65321 | Isolated | Q1 |
| 65322 | Urban | Q1 |
| 65323 | Small Rural | Q3 |
| 65324 | Isolated | Q2 |
| 65325 | Isolated | Q2 |
| 65326 | Isolated | Q3 |
| 65327 | Isolated | Q2 |

Appendix D. List of 5-Digit Zip Codes and Mapping to Urban and Socioeconomic Status Categories

| 5-Digit Zip Code | Rural/Urban Categorization | SES Quartile |
|------------------|----------------------------|--------------|
| 65329 | Isolated | Q1 |
| 65330 | Isolated | Q1 |
| 65332 | Large Rural | Q1 |
| 65333 | Large Rural | Q1 |
| 65334 | Large Rural | Q2 |
| 65335 | Isolated | Q3 |
| 65336 | Small Rural | Q3 |
| 65337 | Large Rural | Q3 |
| 65338 | Isolated | Q3 |
| 65339 | Large Rural | Q2 |
| 65340 | Large Rural | Q3 |
| 65344 | Large Rural | Q2 |
| 65345 | Large Rural | Q3 |
| 65347 | Large Rural | Q1 |
| 65348 | Urban | Q2 |
| 65349 | Isolated | Q2 |
| 65350 | Large Rural | Q1 |
| 65351 | Isolated | Q2 |
| 65354 | Isolated | Q3 |
| 65355 | Small Rural | Q2 |
| 65360 | Small Rural | Q2 |
| 65401 | Large Rural | Q3 |
| 65402 | Large Rural | Q3 |
| 65409 | Large Rural | Q3 |
| 65436 | Large Rural | Q1 |
| 65438 | Isolated | Q3 |
| 65439 | Isolated | Q1 |
| 65440 | Small Rural | Q1 |
| 65441 | Small Rural | Q3 |
| 65443 | Isolated | Q1 |
| 65444 | Isolated | Q2 |
| 65446 | Urban | Q3 |
| 65449 | Isolated | Q2 |
| 65452 | Large Rural | Q3 |
| 65453 | Small Rural | Q3 |
| 65456 | Urban | Q2 |
| 65457 | Large Rural | Q1 |
| 65459 | Isolated | Q2 |
| 65461 | Large Rural | Q2 |
| 65462 | Large Rural | Q2 |
| 65463 | Large Rural | Q2 |
| 65464 | Isolated | Q3 |
| 65466 | Isolated | Q2 |
| 65468 | Isolated | Q2 |

Appendix D. List of 5-Digit Zip Codes and Mapping to Urban and Socioeconomic Status Categories

| 5-Digit Zip Code | Rural/Urban Categorization | SES Quartile |
|------------------|----------------------------|--------------|
| 65470 | Large Rural | Q2 |
| 65473 | Large Rural | Q2 |
| 65479 | Isolated | Q3 |
| 65483 | Isolated | Q3 |
| 65484 | Isolated | Q1 |
| 65486 | Urban | Q2 |
| 65501 | Small Rural | Q2 |
| 65529 | Large Rural | Q3 |
| 65532 | Large Rural | Q3 |
| 65534 | Large Rural | Q1 |
| 65535 | Urban | Q3 |
| 65536 | Large Rural | Q3 |
| 65541 | Small Rural | Q2 |
| 65542 | Isolated | Q3 |
| 65543 | Large Rural | Q1 |
| 65546 | Isolated | Q3 |
| 65548 | Isolated | Q3 |
| 65550 | Large Rural | Q3 |
| 65552 | Isolated | Q1 |
| 65555 | Isolated | Q2 |
| 65556 | Large Rural | Q3 |
| 65557 | Isolated | Q2 |
| 65559 | Small Rural | Q2 |
| 65560 | Small Rural | Q3 |
| 65564 | Isolated | Q2 |
| 65565 | Isolated | Q3 |
| 65566 | Isolated | Q3 |
| 65567 | Isolated | Q2 |
| 65570 | Isolated | Q2 |
| 65571 | Isolated | Q2 |
| 65580 | Isolated | Q3 |
| 65582 | Urban | Q2 |
| 65583 | Large Rural | Q2 |
| 65584 | Large Rural | Q3 |
| 65586 | Isolated | Q1 |
| 65588 | Isolated | Q3 |
| 65589 | Isolated | Q2 |
| 65590 | Urban | Q3 |
| 65591 | Isolated | Q2 |
| 65601 | Urban | Q1 |
| 65603 | Isolated | Q1 |
| 65604 | Urban | Q2 |
| 65605 | Small Rural | Q3 |
| 65606 | Isolated | Q3 |

Appendix D. List of 5-Digit Zip Codes and Mapping to Urban and Socioeconomic Status Categories

| 5-Digit Zip Code | Rural/Urban Categorization | SES Quartile |
|------------------|----------------------------|--------------|
| 65607 | Isolated | Q3 |
| 65608 | Urban | Q3 |
| 65609 | Large Rural | Q3 |
| 65610 | Urban | Q1 |
| 65611 | Isolated | Q2 |
| 65612 | Urban | Q2 |
| 65613 | Urban | Q3 |
| 65614 | Isolated | Q2 |
| 65615 | Large Rural | Q3 |
| 65616 | Large Rural | Q3 |
| 65617 | Urban | Q2 |
| 65618 | Large Rural | Q2 |
| 65619 | Urban | Q1 |
| 65620 | Urban | Q1 |
| 65622 | Urban | Q3 |
| 65623 | Isolated | Q2 |
| 65624 | Isolated | Q2 |
| 65625 | Small Rural | Q2 |
| 65626 | Large Rural | Q3 |
| 65627 | Large Rural | Q1 |
| 65629 | Urban | Q2 |
| 65630 | Urban | Q1 |
| 65631 | Urban | Q1 |
| 65632 | Large Rural | Q3 |
| 65633 | Urban | Q3 |
| 65634 | Isolated | Q2 |
| 65635 | Urban | Q1 |
| 65636 | Urban | Q3 |
| 65637 | Large Rural | Q3 |
| 65638 | Isolated | Q2 |
| 65640 | Isolated | Q2 |
| 65641 | Urban | Q2 |
| 65644 | Urban | Q2 |
| 65645 | Urban | Q2 |
| 65646 | Urban | Q2 |
| 65647 | Isolated | Q3 |
| 65648 | Urban | Q2 |
| 65649 | Isolated | Q2 |
| 65650 | Urban | Q3 |
| 65652 | Urban | Q3 |
| 65653 | Large Rural | Q3 |
| 65654 | Small Rural | Q3 |
| 65655 | Isolated | Q4 |
| 65656 | Isolated | Q2 |

Appendix D. List of 5-Digit Zip Codes and Mapping to Urban and Socioeconomic Status Categories

| 5-Digit Zip Code | Rural/Urban Categorization | SES Quartile |
|------------------|----------------------------|--------------|
| 65657 | Urban | Q1 |
| 65658 | Isolated | Q1 |
| 65660 | Isolated | Q2 |
| 65661 | Urban | Q3 |
| 65662 | Isolated | Q2 |
| 65663 | Urban | Q2 |
| 65664 | Urban | Q3 |
| 65666 | Large Rural | Q3 |
| 65667 | Isolated | Q3 |
| 65668 | Isolated | Q2 |
| 65669 | Urban | Q1 |
| 65672 | Large Rural | Q3 |
| 65673 | Large Rural | Q2 |
| 65674 | Isolated | Q3 |
| 65675 | Urban | Q3 |
| 65676 | Isolated | Q2 |
| 65679 | Large Rural | Q2 |
| 65680 | Large Rural | Q3 |
| 65681 | Isolated | Q2 |
| 65682 | Isolated | Q2 |
| 65685 | Urban | Q3 |
| 65686 | Small Rural | Q2 |
| 65688 | Large Rural | Q3 |
| 65689 | Isolated | Q3 |
| 65690 | Small Rural | Q2 |
| 65692 | Small Rural | Q2 |
| 65702 | Urban | Q3 |
| 65704 | Urban | Q2 |
| 65705 | Urban | Q4 |
| 65706 | Urban | Q2 |
| 65707 | Urban | Q2 |
| 65708 | Small Rural | Q3 |
| 65710 | Urban | Q2 |
| 65711 | Small Rural | Q3 |
| 65712 | Small Rural | Q2 |
| 65713 | Urban | Q2 |
| 65714 | Urban | Q2 |
| 65715 | Isolated | Q3 |
| 65717 | Urban | Q3 |
| 65720 | Urban | Q1 |
| 65721 | Urban | Q2 |
| 65722 | Large Rural | Q2 |
| 65723 | Small Rural | Q3 |
| 65724 | Isolated | Q2 |

Appendix D. List of 5-Digit Zip Codes and Mapping to Urban and Socioeconomic Status Categories

| 5-Digit Zip Code | Rural/Urban Categorization | SES Quartile |
|------------------|----------------------------|--------------|
| 65725 | Urban | Q2 |
| 65726 | Large Rural | Q3 |
| 65727 | Urban | Q1 |
| 65728 | Urban | Q1 |
| 65729 | Isolated | Q3 |
| 65730 | Urban | Q1 |
| 65731 | Large Rural | Q1 |
| 65732 | Isolated | Q2 |
| 65733 | Isolated | Q2 |
| 65734 | Small Rural | Q3 |
| 65735 | Isolated | Q2 |
| 65737 | Isolated | Q2 |
| 65738 | Urban | Q2 |
| 65739 | Large Rural | Q2 |
| 65740 | Large Rural | Q3 |
| 65741 | Large Rural | Q2 |
| 65742 | Urban | Q1 |
| 65744 | Isolated | Q2 |
| 65745 | Urban | Q3 |
| 65746 | Urban | Q3 |
| 65747 | Isolated | Q2 |
| 65752 | Isolated | Q3 |
| 65753 | Urban | Q2 |
| 65754 | Urban | Q1 |
| 65755 | Urban | Q3 |
| 65756 | Small Rural | Q2 |
| 65757 | Urban | Q1 |
| 65759 | Large Rural | Q3 |
| 65760 | Large Rural | Q3 |
| 65761 | Isolated | Q2 |
| 65762 | Isolated | Q2 |
| 65764 | Urban | Q4 |
| 65765 | Urban | Q1 |
| 65766 | Large Rural | Q2 |
| 65767 | Urban | Q3 |
| 65768 | Isolated | Q3 |
| 65769 | Small Rural | Q2 |
| 65770 | Urban | Q2 |
| 65771 | Large Rural | Q1 |
| 65772 | Urban | Q2 |
| 65773 | Large Rural | Q2 |
| 65774 | Isolated | Q3 |
| 65775 | Large Rural | Q3 |
| 65777 | Large Rural | Q2 |

Appendix D. List of 5-Digit Zip Codes and Mapping to Urban and Socioeconomic Status Categories

| 5-Digit Zip Code | Rural/Urban Categorization | SES Quartile |
|------------------|----------------------------|--------------|
| 65778 | Small Rural | Q4 |
| 65779 | Isolated | Q2 |
| 65781 | Urban | Q1 |
| 65783 | Urban | Q1 |
| 65784 | Large Rural | Q3 |
| 65785 | Isolated | Q3 |
| 65786 | Isolated | Q3 |
| 65787 | Isolated | Q2 |
| 65788 | Large Rural | Q2 |
| 65789 | Large Rural | Q3 |
| 65790 | Large Rural | Q2 |
| 65791 | Small Rural | Q3 |
| 65793 | Isolated | Q4 |
| 65801 | Urban | Q4 |
| 65802 | Urban | Q3 |
| 65803 | Urban | Q4 |
| 65804 | Urban | Q2 |
| 65805 | Urban | Q4 |
| 65806 | Urban | Q4 |
| 65807 | Urban | Q3 |
| 65808 | Urban | Q2 |
| 65809 | Urban | Q1 |
| 65810 | Urban | Q1 |
| 65814 | Urban | Q2 |
| 65817 | Urban | Q3 |
| 65890 | Urban | Q2 |
| 65897 | Urban | Q3 |
| 65898 | Urban | Q4 |
| 65899 | Urban | Q2 |
| 66002 | Large Rural | Q3 |
| 66006 | Small Rural | Q1 |
| 66007 | Urban | Q1 |
| 66008 | Urban | Q1 |
| 66010 | Urban | Q2 |
| 66012 | Urban | Q1 |
| 66013 | Urban | Q1 |
| 66014 | Urban | Q1 |
| 66015 | Isolated | Q1 |
| 66016 | Large Rural | Q1 |
| 66017 | Isolated | Q1 |
| 66018 | Urban | Q3 |
| 66019 | Missing | Q3 |
| 66020 | Large Rural | Q1 |
| 66021 | Urban | Q1 |

Appendix D. List of 5-Digit Zip Codes and Mapping to Urban and Socioeconomic Status Categories

| 5-Digit Zip Code | Rural/Urban Categorization | SES Quartile |
|------------------|----------------------------|--------------|
| 66023 | Large Rural | Q2 |
| 66024 | Urban | Q3 |
| 66025 | Urban | Q2 |
| 66026 | Urban | Q1 |
| 66027 | Large Rural | Q1 |
| 66030 | Urban | Q1 |
| 66031 | Urban | Q1 |
| 66032 | Small Rural | Q2 |
| 66033 | Small Rural | Q1 |
| 66035 | Isolated | Q2 |
| 66036 | Urban | Q1 |
| 66039 | Isolated | Q1 |
| 66040 | Urban | Q3 |
| 66041 | Large Rural | Q1 |
| 66042 | Large Rural | Q1 |
| 66043 | Large Rural | Q2 |
| 66044 | Urban | Q3 |
| 66045 | Urban | Q1 |
| 66046 | Urban | Q3 |
| 66047 | Urban | Q2 |
| 66048 | Large Rural | Q3 |
| 66049 | Urban | Q2 |
| 66050 | Urban | Q1 |
| 66051 | Urban | Q2 |
| 66052 | Urban | Q1 |
| 66053 | Urban | Q1 |
| 66054 | Urban | Q1 |
| 66056 | Urban | Q2 |
| 66058 | Large Rural | Q1 |
| 66060 | Isolated | Q2 |
| 66061 | Urban | Q2 |
| 66062 | Urban | Q1 |
| 66063 | Urban | Q1 |
| 66064 | Urban | Q3 |
| 66066 | Urban | Q2 |
| 66067 | Large Rural | Q2 |
| 66070 | Urban | Q1 |
| 66071 | Urban | Q1 |
| 66072 | Urban | Q1 |
| 66073 | Urban | Q1 |
| 66075 | Urban | Q2 |
| 66076 | Urban | Q1 |
| 66078 | Large Rural | Q2 |
| 66079 | Large Rural | Q1 |

Appendix D. List of 5-Digit Zip Codes and Mapping to Urban and Socioeconomic Status Categories

| 5-Digit Zip Code | Rural/Urban Categorization | SES Quartile |
|------------------|----------------------------|--------------|
| 66080 | Large Rural | Q2 |
| 66083 | Urban | Q1 |
| 66085 | Urban | Q1 |
| 66086 | Urban | Q1 |
| 66087 | Urban | Q2 |
| 66088 | Isolated | Q1 |
| 66090 | Urban | Q2 |
| 66091 | Isolated | Q2 |
| 66092 | Urban | Q1 |
| 66093 | Isolated | Q1 |
| 66094 | Isolated | Q3 |
| 66095 | Large Rural | Q1 |
| 66097 | Isolated | Q2 |
| 66101 | Urban | Q4 |
| 66102 | Urban | Q4 |
| 66103 | Urban | Q4 |
| 66104 | Urban | Q4 |
| 66105 | Urban | Q4 |
| 66106 | Urban | Q4 |
| 66109 | Urban | Q1 |
| 66110 | Urban | Q4 |
| 66111 | Urban | Q3 |
| 66112 | Urban | Q3 |
| 66113 | Urban | Q3 |
| 66115 | Missing | Missing |
| 66117 | Urban | Q4 |
| 66118 | Urban | Missing |
| 66119 | Urban | Q4 |
| 66160 | Urban | Q4 |
| 66201 | Urban | Q2 |
| 66202 | Urban | Q2 |
| 66203 | Urban | Q2 |
| 66204 | Urban | Q3 |
| 66205 | Urban | Q1 |
| 66206 | Urban | Q1 |
| 66207 | Urban | Q1 |
| 66208 | Urban | Q1 |
| 66209 | Urban | Q1 |
| 66210 | Urban | Q1 |
| 66211 | Urban | Q1 |
| 66212 | Urban | Q2 |
| 66213 | Urban | Q1 |
| 66214 | Urban | Q2 |
| 66215 | Urban | Q2 |

Appendix D. List of 5-Digit Zip Codes and Mapping to Urban and Socioeconomic Status Categories

| 5-Digit Zip Code | Rural/Urban Categorization | SES Quartile |
|------------------|----------------------------|--------------|
| 66216 | Urban | Q1 |
| 66217 | Urban | Q2 |
| 66218 | Urban | Q1 |
| 66219 | Urban | Q1 |
| 66220 | Urban | Q1 |
| 66221 | Urban | Q1 |
| 66222 | Urban | Q1 |
| 66223 | Urban | Q1 |
| 66224 | Urban | Q1 |
| 66225 | Urban | Q1 |
| 66226 | Urban | Q1 |
| 66227 | Urban | Q1 |
| 66250 | Urban | Q1 |
| 66251 | Urban | Q1 |
| 66276 | Urban | Q2 |
| 66282 | Urban | Q2 |
| 66283 | Urban | Q1 |
| 66285 | Urban | Q2 |
| 66286 | Urban | Q1 |
| 66401 | Urban | Q1 |
| 66402 | Urban | Q1 |
| 66403 | Isolated | Q1 |
| 66404 | Isolated | Q1 |
| 66406 | Isolated | Q2 |
| 66407 | Small Rural | Q2 |
| 66408 | Isolated | Q2 |
| 66409 | Urban | Q1 |
| 66411 | Isolated | Q2 |
| 66412 | Isolated | Q1 |
| 66413 | Urban | Q2 |
| 66414 | Urban | Q2 |
| 66415 | Isolated | Q1 |
| 66416 | Urban | Q1 |
| 66417 | Isolated | Q1 |
| 66418 | Urban | Q1 |
| 66419 | Urban | Q1 |
| 66420 | Urban | Q1 |
| 66422 | Small Rural | Q2 |
| 66423 | Urban | Q1 |
| 66424 | Isolated | Q1 |
| 66425 | Isolated | Q1 |
| 66426 | Isolated | Q1 |
| 66427 | Isolated | Q1 |
| 66428 | Isolated | Q1 |

Appendix D. List of 5-Digit Zip Codes and Mapping to Urban and Socioeconomic Status Categories

| 5-Digit Zip Code | Rural/Urban Categorization | SES Quartile |
|------------------|----------------------------|--------------|
| 66429 | Urban | Q1 |
| 66431 | Urban | Q1 |
| 66432 | Isolated | Q1 |
| 66434 | Small Rural | Q2 |
| 66436 | Urban | Q2 |
| 66438 | Isolated | Q1 |
| 66439 | Isolated | Q3 |
| 66440 | Urban | Q1 |
| 66441 | Large Rural | Q3 |
| 66442 | Large Rural | Q2 |
| 66449 | Urban | Q1 |
| 66451 | Urban | Q1 |
| 66501 | Urban | Q1 |
| 66502 | Urban | Q3 |
| 66503 | Urban | Q1 |
| 66505 | Urban | Q3 |
| 66506 | Urban | Q3 |
| 66507 | Urban | Q1 |
| 66508 | Small Rural | Q2 |
| 66509 | Urban | Q2 |
| 66510 | Urban | Q2 |
| 66512 | Urban | Q1 |
| 66514 | Large Rural | Q1 |
| 66515 | Isolated | Q2 |
| 66516 | Urban | Q1 |
| 66517 | Urban | Q4 |
| 66518 | Isolated | Q1 |
| 66520 | Isolated | Q1 |
| 66521 | Isolated | Q1 |
| 66522 | Isolated | Q2 |
| 66523 | Small Rural | Q2 |
| 66524 | Urban | Q1 |
| 66526 | Urban | Q1 |
| 66527 | Isolated | Q2 |
| 66528 | Urban | Q3 |
| 66531 | Urban | Q2 |
| 66532 | Isolated | Q1 |
| 66533 | Urban | Q1 |
| 66534 | Small Rural | Q2 |
| 66535 | Urban | Q1 |
| 66536 | Small Rural | Q1 |
| 66537 | Urban | Q1 |
| 66538 | Isolated | Q1 |
| 66539 | Urban | Q1 |

Appendix D. List of 5-Digit Zip Codes and Mapping to Urban and Socioeconomic Status Categories

| 5-Digit Zip Code | Rural/Urban Categorization | SES Quartile |
|------------------|----------------------------|--------------|
| 66540 | Urban | Q1 |
| 66541 | Isolated | Q2 |
| 66542 | Urban | Q1 |
| 66543 | Urban | Q1 |
| 66544 | Isolated | Q1 |
| 66546 | Urban | Q1 |
| 66547 | Small Rural | Q1 |
| 66548 | Isolated | Q1 |
| 66549 | Isolated | Q1 |
| 66550 | Isolated | Q1 |
| 66552 | Urban | Q2 |
| 66554 | Urban | Q1 |
| 66601 | Urban | Q4 |
| 66603 | Urban | Q4 |
| 66604 | Urban | Q3 |
| 66605 | Urban | Q3 |
| 66606 | Urban | Q3 |
| 66607 | Urban | Q4 |
| 66608 | Urban | Q4 |
| 66609 | Urban | Q2 |
| 66610 | Urban | Q1 |
| 66611 | Urban | Q3 |
| 66612 | Urban | Q4 |
| 66614 | Urban | Q2 |
| 66615 | Urban | Q1 |
| 66616 | Urban | Q3 |
| 66617 | Urban | Q1 |
| 66618 | Urban | Q1 |
| 66619 | Urban | Q3 |
| 66620 | Urban | Q3 |
| 66621 | Urban | Q3 |
| 66622 | Urban | Q1 |
| 66624 | Urban | Q3 |
| 66625 | Urban | Q4 |
| 66626 | Urban | Q4 |
| 66629 | Urban | Q4 |
| 66630 | Urban | Q3 |
| 66636 | Urban | Q3 |
| 66647 | Urban | Q3 |
| 66667 | Urban | Q3 |
| 66675 | Urban | Q4 |
| 66683 | Urban | Q4 |
| 66699 | Urban | Q4 |
| 66701 | Small Rural | Q3 |

Appendix D. List of 5-Digit Zip Codes and Mapping to Urban and Socioeconomic Status Categories

| 5-Digit Zip Code | Rural/Urban Categorization | SES Quartile |
|------------------|----------------------------|--------------|
| 66710 | Small Rural | Q2 |
| 66711 | Large Rural | Q3 |
| 66712 | Large Rural | Q2 |
| 66713 | Urban | Q2 |
| 66714 | Small Rural | Q1 |
| 66716 | Small Rural | Q2 |
| 66717 | Small Rural | Q3 |
| 66720 | Small Rural | Q3 |
| 66724 | Large Rural | Q1 |
| 66725 | Small Rural | Q2 |
| 66728 | Urban | Missing |
| 66732 | Isolated | Q3 |
| 66733 | Isolated | Q1 |
| 66734 | Large Rural | Q1 |
| 66735 | Large Rural | Q2 |
| 66736 | Isolated | Q3 |
| 66738 | Small Rural | Q2 |
| 66739 | Urban | Q3 |
| 66740 | Isolated | Q2 |
| 66741 | Small Rural | Q1 |
| 66742 | Small Rural | Q3 |
| 66743 | Small Rural | Q2 |
| 66746 | Large Rural | Q2 |
| 66748 | Isolated | Q2 |
| 66749 | Small Rural | Q3 |
| 66751 | Small Rural | Q2 |
| 66753 | Large Rural | Q2 |
| 66754 | Small Rural | Q1 |
| 66755 | Isolated | Q1 |
| 66756 | Large Rural | Q3 |
| 66757 | Small Rural | Q3 |
| 66758 | Isolated | Q3 |
| 66760 | Large Rural | Missing |
| 66761 | Isolated | Q2 |
| 66762 | Large Rural | Q3 |
| 66763 | Large Rural | Q1 |
| 66767 | Urban | Q2 |
| 66769 | Small Rural | Q1 |
| 66770 | Urban | Q1 |
| 66771 | Isolated | Q1 |
| 66772 | Isolated | Q1 |
| 66773 | Large Rural | Q2 |
| 66775 | Isolated | Q2 |
| 66776 | Isolated | Q3 |

Appendix D. List of 5-Digit Zip Codes and Mapping to Urban and Socioeconomic Status Categories

| 5-Digit Zip Code | Rural/Urban Categorization | SES Quartile |
|------------------|----------------------------|--------------|
| 66777 | Isolated | Q3 |
| 66778 | Isolated | Missing |
| 66779 | Small Rural | Q3 |
| 66780 | Large Rural | Q2 |
| 66781 | Large Rural | Q3 |
| 66782 | Isolated | Q3 |
| 66783 | Isolated | Q2 |
| 66801 | Large Rural | Q4 |
| 66830 | Large Rural | Q1 |
| 66833 | Large Rural | Q2 |
| 66834 | Urban | Q1 |
| 66835 | Large Rural | Q1 |
| 66838 | Large Rural | Q1 |
| 66839 | Small Rural | Q2 |
| 66840 | Large Rural | Q2 |
| 66842 | Isolated | Q1 |
| 66843 | Large Rural | Q1 |
| 66845 | Large Rural | Q1 |
| 66846 | Isolated | Q2 |
| 66849 | Large Rural | Q1 |
| 66850 | Large Rural | Q2 |
| 66851 | Large Rural | Q3 |
| 66852 | Isolated | Q1 |
| 66853 | Large Rural | Q1 |
| 66854 | Large Rural | Q2 |
| 66855 | Large Rural | Q2 |
| 66856 | Isolated | Q2 |
| 66857 | Isolated | Q2 |
| 66858 | Isolated | Q2 |
| 66859 | Isolated | Q1 |
| 66860 | Large Rural | Q2 |
| 66861 | Isolated | Q2 |
| 66862 | Large Rural | Q2 |
| 66863 | Large Rural | Q2 |
| 66864 | Large Rural | Q1 |
| 66865 | Large Rural | Q1 |
| 66866 | Large Rural | Q2 |
| 66868 | Large Rural | Q2 |
| 66869 | Large Rural | Q3 |
| 66870 | Large Rural | Q3 |
| 66871 | Isolated | Q1 |
| 66872 | Large Rural | Q1 |
| 66873 | Large Rural | Q1 |
| 66901 | Small Rural | Q2 |

Appendix D. List of 5-Digit Zip Codes and Mapping to Urban and Socioeconomic Status Categories

| 5-Digit Zip Code | Rural/Urban Categorization | SES Quartile |
|------------------|----------------------------|--------------|
| 66930 | Isolated | Q2 |
| 66932 | Isolated | Q2 |
| 66933 | Isolated | Q1 |
| 66935 | Isolated | Q2 |
| 66936 | Isolated | Q1 |
| 66937 | Isolated | Q1 |
| 66938 | Isolated | Q1 |
| 66939 | Isolated | Q1 |
| 66940 | Isolated | Q1 |
| 66941 | Isolated | Q2 |
| 66942 | Isolated | Q1 |
| 66943 | Isolated | Q2 |
| 66944 | Isolated | Q1 |
| 66945 | Isolated | Q1 |
| 66946 | Isolated | Q1 |
| 66948 | Isolated | Q2 |
| 66949 | Isolated | Q1 |
| 66951 | Isolated | Q1 |
| 66952 | Isolated | Q1 |
| 66953 | Isolated | Q2 |
| 66955 | Isolated | Q2 |
| 66956 | Isolated | Q1 |
| 66958 | Isolated | Q2 |
| 66959 | Isolated | Q2 |
| 66960 | Isolated | Q1 |
| 66961 | Isolated | Q2 |
| 66962 | Isolated | Q2 |
| 66963 | Isolated | Q1 |
| 66964 | Isolated | Q1 |
| 66966 | Isolated | Q2 |
| 66967 | Isolated | Q1 |
| 66968 | Isolated | Q1 |
| 66970 | Isolated | Q1 |
| 67001 | Urban | Q1 |
| 67002 | Urban | Q1 |
| 67003 | Isolated | Q2 |
| 67004 | Urban | Q2 |
| 67005 | Large Rural | Q3 |
| 67008 | Large Rural | Q1 |
| 67009 | Isolated | Q3 |
| 67010 | Urban | Q2 |
| 67012 | Isolated | Q1 |
| 67013 | Urban | Q2 |
| 67016 | Urban | Q2 |

Appendix D. List of 5-Digit Zip Codes and Mapping to Urban and Socioeconomic Status Categories

| 5-Digit Zip Code | Rural/Urban Categorization | SES Quartile |
|------------------|----------------------------|--------------|
| 67017 | Urban | Q1 |
| 67018 | Isolated | Q2 |
| 67019 | Large Rural | Q2 |
| 67020 | Urban | Q1 |
| 67021 | Small Rural | Q1 |
| 67022 | Isolated | Q2 |
| 67023 | Large Rural | Q1 |
| 67024 | Isolated | Q2 |
| 67025 | Urban | Q1 |
| 67026 | Urban | Q1 |
| 67028 | Small Rural | Q1 |
| 67029 | Isolated | Q2 |
| 67030 | Urban | Q1 |
| 67031 | Urban | Q2 |
| 67035 | Isolated | Q1 |
| 67036 | Isolated | Q1 |
| 67037 | Urban | Q1 |
| 67038 | Large Rural | Q1 |
| 67039 | Urban | Q1 |
| 67041 | Isolated | Q1 |
| 67042 | Large Rural | Q3 |
| 67045 | Small Rural | Q2 |
| 67047 | Urban | Q2 |
| 67049 | Isolated | Q1 |
| 67050 | Urban | Q1 |
| 67051 | Urban | Q2 |
| 67052 | Urban | Q1 |
| 67053 | Large Rural | Q1 |
| 67054 | Isolated | Q2 |
| 67055 | Urban | Q3 |
| 67056 | Urban | Q1 |
| 67057 | Isolated | Q1 |
| 67058 | Isolated | Q1 |
| 67059 | Isolated | Q2 |
| 67060 | Urban | Q2 |
| 67061 | Isolated | Q1 |
| 67062 | Large Rural | Q1 |
| 67063 | Small Rural | Q1 |
| 67065 | Isolated | Q1 |
| 67066 | Small Rural | Q1 |
| 67067 | Urban | Q1 |
| 67068 | Small Rural | Q3 |
| 67070 | Isolated | Q1 |
| 67071 | Isolated | Q1 |

Appendix D. List of 5-Digit Zip Codes and Mapping to Urban and Socioeconomic Status Categories

| 5-Digit Zip Code | Rural/Urban Categorization | SES Quartile |
|------------------|----------------------------|--------------|
| 67072 | Isolated | Q2 |
| 67073 | Small Rural | Q1 |
| 67074 | Isolated | Q1 |
| 67101 | Urban | Q1 |
| 67102 | Large Rural | Q1 |
| 67103 | Urban | Q1 |
| 67104 | Isolated | Q2 |
| 67105 | Urban | Q1 |
| 67106 | Urban | Q1 |
| 67107 | Isolated | Q1 |
| 67108 | Urban | Q1 |
| 67109 | Isolated | Q2 |
| 67110 | Urban | Q1 |
| 67111 | Urban | Q1 |
| 67112 | Isolated | Q2 |
| 67114 | Large Rural | Q2 |
| 67117 | Large Rural | Q1 |
| 67118 | Urban | Q2 |
| 67119 | Urban | Q1 |
| 67120 | Urban | Q1 |
| 67122 | Urban | Q1 |
| 67123 | Urban | Q1 |
| 67124 | Small Rural | Q2 |
| 67127 | Isolated | Q1 |
| 67131 | Urban | Q2 |
| 67132 | Isolated | Q1 |
| 67133 | Urban | Q1 |
| 67134 | Small Rural | Q2 |
| 67135 | Urban | Q1 |
| 67137 | Urban | Q2 |
| 67138 | Isolated | Q1 |
| 67140 | Isolated | Q1 |
| 67142 | Isolated | Q1 |
| 67143 | Isolated | Q1 |
| 67144 | Urban | Q1 |
| 67146 | Urban | Q2 |
| 67147 | Urban | Q1 |
| 67149 | Urban | Q1 |
| 67150 | Isolated | Q3 |
| 67151 | Large Rural | Q1 |
| 67152 | Small Rural | Q2 |
| 67154 | Urban | Q1 |
| 67155 | Isolated | Q1 |
| 67156 | Large Rural | Q2 |

Appendix D. List of 5-Digit Zip Codes and Mapping to Urban and Socioeconomic Status Categories

| 5-Digit Zip Code | Rural/Urban Categorization | SES Quartile |
|------------------|----------------------------|--------------|
| 67159 | Isolated | Q1 |
| 67201 | Urban | Q3 |
| 67202 | Urban | Q3 |
| 67203 | Urban | Q4 |
| 67204 | Urban | Q3 |
| 67205 | Urban | Q1 |
| 67206 | Urban | Q2 |
| 67207 | Urban | Q3 |
| 67208 | Urban | Q3 |
| 67209 | Urban | Q1 |
| 67210 | Urban | Q4 |
| 67211 | Urban | Q4 |
| 67212 | Urban | Q1 |
| 67213 | Urban | Q4 |
| 67214 | Urban | Q4 |
| 67215 | Urban | Q1 |
| 67216 | Urban | Q4 |
| 67217 | Urban | Q3 |
| 67218 | Urban | Q4 |
| 67219 | Urban | Q3 |
| 67220 | Urban | Q2 |
| 67221 | Urban | Q4 |
| 67223 | Urban | Q1 |
| 67226 | Urban | Q1 |
| 67227 | Urban | Q1 |
| 67228 | Urban | Q1 |
| 67230 | Urban | Q1 |
| 67232 | Urban | Q3 |
| 67235 | Urban | Q1 |
| 67260 | Urban | Missing |
| 67275 | Urban | Q1 |
| 67276 | Urban | Q1 |
| 67277 | Urban | Q1 |
| 67278 | Urban | Q3 |
| 67301 | Small Rural | Q3 |
| 67330 | Large Rural | Q2 |
| 67332 | Isolated | Q1 |
| 67333 | Isolated | Q2 |
| 67334 | Isolated | Q3 |
| 67335 | Isolated | Q2 |
| 67336 | Isolated | Q3 |
| 67337 | Large Rural | Q3 |
| 67340 | Large Rural | Q2 |
| 67341 | Large Rural | Q1 |

Appendix D. List of 5-Digit Zip Codes and Mapping to Urban and Socioeconomic Status Categories

| 5-Digit Zip Code | Rural/Urban Categorization | SES Quartile |
|------------------|----------------------------|--------------|
| 67342 | Isolated | Q1 |
| 67344 | Small Rural | Q2 |
| 67345 | Isolated | Q2 |
| 67346 | Isolated | Q1 |
| 67347 | Large Rural | Q1 |
| 67349 | Isolated | Q2 |
| 67351 | Large Rural | Q1 |
| 67352 | Isolated | Q3 |
| 67353 | Isolated | Q1 |
| 67354 | Large Rural | Q2 |
| 67355 | Isolated | Q2 |
| 67356 | Isolated | Q2 |
| 67357 | Large Rural | Q3 |
| 67360 | Isolated | Q2 |
| 67361 | Isolated | Q2 |
| 67363 | Small Rural | Q1 |
| 67364 | Large Rural | Q3 |
| 67401 | Large Rural | Q3 |
| 67402 | Large Rural | Q3 |
| 67410 | Small Rural | Q2 |
| 67416 | Large Rural | Q1 |
| 67417 | Isolated | Q2 |
| 67418 | Isolated | Q1 |
| 67420 | Small Rural | Q1 |
| 67422 | Large Rural | Q1 |
| 67423 | Isolated | Q2 |
| 67425 | Large Rural | Q1 |
| 67427 | Isolated | Q1 |
| 67428 | Large Rural | Q1 |
| 67430 | Small Rural | Q1 |
| 67431 | Large Rural | Q1 |
| 67432 | Small Rural | Q1 |
| 67436 | Isolated | Q1 |
| 67437 | Isolated | Q1 |
| 67438 | Isolated | Q1 |
| 67439 | Small Rural | Q1 |
| 67441 | Large Rural | Q2 |
| 67442 | Large Rural | Q1 |
| 67443 | Large Rural | Q1 |
| 67444 | Isolated | Q1 |
| 67445 | Isolated | Q1 |
| 67446 | Small Rural | Q1 |
| 67447 | Isolated | Q1 |
| 67448 | Large Rural | Q1 |

Appendix D. List of 5-Digit Zip Codes and Mapping to Urban and Socioeconomic Status Categories

| 5-Digit Zip Code | Rural/Urban Categorization | SES Quartile |
|------------------|----------------------------|--------------|
| 67449 | Isolated | Q2 |
| 67450 | Small Rural | Q1 |
| 67451 | Large Rural | Q2 |
| 67452 | Small Rural | Q1 |
| 67454 | Small Rural | Q1 |
| 67455 | Isolated | Q1 |
| 67456 | Small Rural | Q1 |
| 67457 | Isolated | Q2 |
| 67458 | Isolated | Q1 |
| 67459 | Small Rural | Q3 |
| 67460 | Large Rural | Q1 |
| 67464 | Isolated | Q1 |
| 67466 | Isolated | Q1 |
| 67467 | Isolated | Q1 |
| 67468 | Isolated | Q1 |
| 67470 | Large Rural | Q1 |
| 67473 | Isolated | Q2 |
| 67474 | Isolated | Q1 |
| 67475 | Isolated | Q2 |
| 67476 | Large Rural | Q1 |
| 67478 | Small Rural | Q1 |
| 67480 | Isolated | Q1 |
| 67481 | Isolated | Q2 |
| 67482 | Large Rural | Q1 |
| 67483 | Isolated | Q1 |
| 67484 | Isolated | Q1 |
| 67485 | Small Rural | Q1 |
| 67487 | Isolated | Q1 |
| 67490 | Small Rural | Q2 |
| 67491 | Isolated | Q2 |
| 67492 | Large Rural | Q3 |
| 67501 | Large Rural | Q3 |
| 67502 | Large Rural | Q1 |
| 67504 | Large Rural | Q3 |
| 67505 | Large Rural | Q3 |
| 67510 | Isolated | Q1 |
| 67511 | Large Rural | Q1 |
| 67512 | Isolated | Q1 |
| 67513 | Isolated | Q1 |
| 67514 | Isolated | Q2 |
| 67515 | Isolated | Q2 |
| 67516 | Isolated | Q3 |
| 67518 | Isolated | Q1 |
| 67519 | Isolated | Q3 |

Appendix D. List of 5-Digit Zip Codes and Mapping to Urban and Socioeconomic Status Categories

| 5-Digit Zip Code | Rural/Urban Categorization | SES Quartile |
|------------------|----------------------------|--------------|
| 67520 | Isolated | Q1 |
| 67521 | Isolated | Q1 |
| 67522 | Large Rural | Q1 |
| 67523 | Small Rural | Q2 |
| 67524 | Isolated | Q3 |
| 67525 | Isolated | Q1 |
| 67526 | Isolated | Q2 |
| 67529 | Small Rural | Q2 |
| 67530 | Large Rural | Q3 |
| 67543 | Large Rural | Q2 |
| 67544 | Small Rural | Q3 |
| 67545 | Isolated | Q1 |
| 67546 | Isolated | Q1 |
| 67547 | Isolated | Q2 |
| 67548 | Isolated | Q2 |
| 67550 | Small Rural | Q1 |
| 67552 | Isolated | Q2 |
| 67553 | Isolated | Q1 |
| 67554 | Small Rural | Q3 |
| 67556 | Isolated | Q1 |
| 67557 | Isolated | Q2 |
| 67559 | Isolated | Q1 |
| 67560 | Isolated | Q1 |
| 67561 | Large Rural | Q2 |
| 67563 | Isolated | Q1 |
| 67564 | Large Rural | Q1 |
| 67565 | Isolated | Q1 |
| 67566 | Large Rural | Q1 |
| 67567 | Large Rural | Q1 |
| 67568 | Isolated | Q1 |
| 67570 | Large Rural | Q1 |
| 67572 | Isolated | Q1 |
| 67573 | Isolated | Q2 |
| 67574 | Small Rural | Q2 |
| 67575 | Isolated | Q1 |
| 67576 | Isolated | Q1 |
| 67578 | Isolated | Q2 |
| 67579 | Isolated | Q1 |
| 67581 | Isolated | Q2 |
| 67583 | Isolated | Q2 |
| 67584 | Isolated | Q1 |
| 67585 | Large Rural | Q3 |
| 67601 | Large Rural | Q2 |
| 67621 | Small Rural | Q1 |

Appendix D. List of 5-Digit Zip Codes and Mapping to Urban and Socioeconomic Status Categories

| 5-Digit Zip Code | Rural/Urban Categorization | SES Quartile |
|------------------|----------------------------|--------------|
| 67622 | Small Rural | Q2 |
| 67623 | Isolated | Q2 |
| 67625 | Isolated | Q2 |
| 67626 | Isolated | Q1 |
| 67627 | Isolated | Q2 |
| 67628 | Isolated | Q1 |
| 67629 | Small Rural | Q2 |
| 67631 | Isolated | Q1 |
| 67632 | Isolated | Q1 |
| 67634 | Isolated | Q1 |
| 67635 | Isolated | Q2 |
| 67637 | Large Rural | Q2 |
| 67638 | Isolated | Q2 |
| 67639 | Small Rural | Q1 |
| 67640 | Isolated | Q2 |
| 67642 | Isolated | Q1 |
| 67643 | Isolated | Q1 |
| 67644 | Small Rural | Q2 |
| 67645 | Small Rural | Q1 |
| 67646 | Isolated | Q2 |
| 67647 | Isolated | Q1 |
| 67648 | Isolated | Q1 |
| 67649 | Isolated | Q1 |
| 67650 | Isolated | Q1 |
| 67651 | Isolated | Q1 |
| 67653 | Isolated | Q1 |
| 67654 | Small Rural | Q2 |
| 67656 | Isolated | Q1 |
| 67657 | Isolated | Q2 |
| 67658 | Isolated | Q1 |
| 67659 | Isolated | Q1 |
| 67660 | Large Rural | Q1 |
| 67661 | Small Rural | Q1 |
| 67663 | Isolated | Q2 |
| 67664 | Isolated | Q1 |
| 67665 | Small Rural | Q2 |
| 67667 | Large Rural | Q1 |
| 67669 | Isolated | Q2 |
| 67671 | Large Rural | Q1 |
| 67672 | Isolated | Q1 |
| 67673 | Isolated | Q1 |
| 67674 | Large Rural | Q3 |
| 67675 | Isolated | Q3 |
| 67701 | Small Rural | Q1 |

Appendix D. List of 5-Digit Zip Codes and Mapping to Urban and Socioeconomic Status Categories

| 5-Digit Zip Code | Rural/Urban Categorization | SES Quartile |
|------------------|----------------------------|--------------|
| 67730 | Isolated | Q1 |
| 67731 | Isolated | Q2 |
| 67732 | Isolated | Q1 |
| 67733 | Isolated | Q1 |
| 67734 | Isolated | Q2 |
| 67735 | Small Rural | Q3 |
| 67736 | Isolated | Q1 |
| 67737 | Isolated | Q1 |
| 67738 | Isolated | Q1 |
| 67739 | Isolated | Q2 |
| 67740 | Isolated | Q1 |
| 67741 | Isolated | Q1 |
| 67743 | Isolated | Q2 |
| 67744 | Isolated | Q1 |
| 67745 | Isolated | Q1 |
| 67747 | Isolated | Q1 |
| 67748 | Isolated | Q1 |
| 67749 | Isolated | Q1 |
| 67751 | Isolated | Q2 |
| 67752 | Isolated | Q1 |
| 67753 | Isolated | Q1 |
| 67756 | Isolated | Q1 |
| 67757 | Isolated | Q1 |
| 67758 | Isolated | Q1 |
| 67761 | Isolated | Q1 |
| 67762 | Isolated | Q1 |
| 67764 | Isolated | Q2 |
| 67801 | Large Rural | Q4 |
| 67831 | Isolated | Q1 |
| 67834 | Isolated | Q1 |
| 67835 | Isolated | Q2 |
| 67836 | Isolated | Q2 |
| 67837 | Isolated | Q2 |
| 67838 | Isolated | Q3 |
| 67839 | Isolated | Q1 |
| 67840 | Isolated | Q2 |
| 67841 | Isolated | Q2 |
| 67842 | Isolated | Q2 |
| 67843 | Isolated | Q2 |
| 67844 | Isolated | Q2 |
| 67846 | Large Rural | Q3 |
| 67849 | Large Rural | Q1 |
| 67850 | Isolated | Q2 |
| 67851 | Large Rural | Q2 |

Appendix D. List of 5-Digit Zip Codes and Mapping to Urban and Socioeconomic Status Categories

| 5-Digit Zip Code | Rural/Urban Categorization | SES Quartile |
|------------------|----------------------------|--------------|
| 67853 | Isolated | Q2 |
| 67854 | Large Rural | Q1 |
| 67855 | Isolated | Q2 |
| 67857 | Isolated | Q1 |
| 67859 | Large Rural | Q2 |
| 67860 | Isolated | Q2 |
| 67861 | Isolated | Q2 |
| 67862 | Isolated | Q1 |
| 67863 | Isolated | Q1 |
| 67864 | Isolated | Q1 |
| 67865 | Isolated | Q3 |
| 67867 | Isolated | Q2 |
| 67868 | Large Rural | Q2 |
| 67869 | Isolated | Q3 |
| 67870 | Isolated | Q3 |
| 67871 | Small Rural | Q1 |
| 67876 | Large Rural | Q1 |
| 67877 | Isolated | Q2 |
| 67878 | Isolated | Q2 |
| 67879 | Isolated | Q1 |
| 67880 | Small Rural | Q2 |
| 67882 | Large Rural | Q2 |
| 67901 | Large Rural | Q4 |
| 67905 | Large Rural | Q4 |
| 67950 | Isolated | Q2 |
| 67951 | Small Rural | Q2 |
| 67952 | Small Rural | Q1 |
| 67953 | Isolated | Q1 |
| 67954 | Isolated | Q2 |
| 68001 | Large Rural | Q1 |
| 68002 | Urban | Q1 |
| 68003 | Urban | Q1 |
| 68004 | Isolated | Q1 |
| 68005 | Urban | Q3 |
| 68007 | Urban | Q1 |
| 68008 | Small Rural | Q1 |
| 68009 | Small Rural | Q1 |
| 68010 | Urban | Q2 |
| 68014 | Large Rural | Q1 |
| 68015 | Large Rural | Q1 |
| 68016 | Urban | Q1 |
| 68017 | Urban | Q1 |
| 68018 | Large Rural | Q1 |
| 68019 | Isolated | Q1 |

Appendix D. List of 5-Digit Zip Codes and Mapping to Urban and Socioeconomic Status Categories

| 5-Digit Zip Code | Rural/Urban Categorization | SES Quartile |
|------------------|----------------------------|--------------|
| 68020 | Isolated | Q2 |
| 68022 | Urban | Q1 |
| 68023 | Urban | Q1 |
| 68025 | Large Rural | Q2 |
| 68026 | Large Rural | Q2 |
| 68028 | Urban | Q1 |
| 68029 | Urban | Q1 |
| 68030 | Urban | Q1 |
| 68031 | Isolated | Q1 |
| 68033 | Urban | Q1 |
| 68034 | Urban | Q1 |
| 68036 | Large Rural | Q2 |
| 68037 | Urban | Q1 |
| 68038 | Isolated | Q1 |
| 68039 | Urban | Q4 |
| 68040 | Urban | Q1 |
| 68041 | Urban | Q1 |
| 68042 | Urban | Q1 |
| 68044 | Isolated | Q2 |
| 68045 | Isolated | Q1 |
| 68046 | Urban | Q1 |
| 68047 | Urban | Q1 |
| 68048 | Urban | Q1 |
| 68050 | Urban | Q2 |
| 68055 | Urban | Q2 |
| 68056 | Urban | Q3 |
| 68057 | Isolated | Q1 |
| 68058 | Urban | Q1 |
| 68059 | Urban | Q1 |
| 68061 | Isolated | Q1 |
| 68062 | Urban | Q1 |
| 68063 | Isolated | Q2 |
| 68064 | Urban | Q3 |
| 68065 | Urban | Q1 |
| 68066 | Small Rural | Q1 |
| 68067 | Urban | Q4 |
| 68068 | Urban | Q1 |
| 68069 | Urban | Q1 |
| 68070 | Urban | Q1 |
| 68071 | Urban | Q4 |
| 68072 | Isolated | Q1 |
| 68073 | Urban | Q1 |
| 68101 | Urban | Q3 |
| 68102 | Urban | Q3 |

Appendix D. List of 5-Digit Zip Codes and Mapping to Urban and Socioeconomic Status Categories

| 5-Digit Zip Code | Rural/Urban Categorization | SES Quartile |
|------------------|----------------------------|--------------|
| 68103 | Urban | Q4 |
| 68104 | Urban | Q4 |
| 68105 | Urban | Q4 |
| 68106 | Urban | Q2 |
| 68107 | Urban | Q4 |
| 68108 | Urban | Q4 |
| 68109 | Urban | Q4 |
| 68110 | Urban | Q4 |
| 68111 | Urban | Q4 |
| 68112 | Urban | Q3 |
| 68113 | Urban | Q2 |
| 68114 | Urban | Q2 |
| 68116 | Urban | Q1 |
| 68117 | Urban | Q3 |
| 68118 | Urban | Q1 |
| 68119 | Urban | Q4 |
| 68122 | Urban | Q1 |
| 68123 | Urban | Q1 |
| 68124 | Urban | Q2 |
| 68127 | Urban | Q2 |
| 68128 | Urban | Q2 |
| 68130 | Urban | Q1 |
| 68131 | Urban | Q4 |
| 68132 | Urban | Q3 |
| 68133 | Urban | Q1 |
| 68134 | Urban | Q3 |
| 68135 | Urban | Q1 |
| 68136 | Urban | Q1 |
| 68137 | Urban | Q2 |
| 68138 | Urban | Q1 |
| 68139 | Urban | Q2 |
| 68142 | Urban | Q1 |
| 68144 | Urban | Q1 |
| 68145 | Urban | Q2 |
| 68147 | Urban | Q3 |
| 68152 | Urban | Q1 |
| 68154 | Urban | Q1 |
| 68157 | Urban | Q1 |
| 68164 | Urban | Q1 |
| 68172 | Urban | Q4 |
| 68175 | Urban | Q4 |
| 68176 | Urban | Q3 |
| 68178 | Urban | Q1 |
| 68179 | Urban | Q3 |

Appendix D. List of 5-Digit Zip Codes and Mapping to Urban and Socioeconomic Status Categories

| 5-Digit Zip Code | Rural/Urban Categorization | SES Quartile |
|------------------|----------------------------|--------------|
| 68180 | Urban | Q2 |
| 68182 | Urban | Q3 |
| 68183 | Urban | Q3 |
| 68197 | Urban | Q3 |
| 68198 | Urban | Q4 |
| 68301 | Urban | Q1 |
| 68303 | Isolated | Q2 |
| 68304 | Urban | Q1 |
| 68305 | Small Rural | Q2 |
| 68307 | Urban | Q1 |
| 68309 | Large Rural | Q2 |
| 68310 | Large Rural | Q2 |
| 68313 | Urban | Q2 |
| 68314 | Isolated | Q2 |
| 68315 | Isolated | Q1 |
| 68316 | Small Rural | Q1 |
| 68317 | Urban | Q1 |
| 68318 | Large Rural | Q2 |
| 68319 | Small Rural | Q1 |
| 68320 | Isolated | Q1 |
| 68321 | Isolated | Q1 |
| 68322 | Isolated | Q1 |
| 68323 | Isolated | Q1 |
| 68324 | Urban | Q3 |
| 68325 | Isolated | Q1 |
| 68326 | Isolated | Q1 |
| 68327 | Isolated | Q1 |
| 68328 | Urban | Q1 |
| 68329 | Urban | Q1 |
| 68330 | Isolated | Q1 |
| 68331 | Urban | Q1 |
| 68332 | Urban | Q2 |
| 68333 | Urban | Q3 |
| 68335 | Isolated | Q1 |
| 68336 | Urban | Q1 |
| 68337 | Isolated | Q1 |
| 68338 | Isolated | Q1 |
| 68339 | Urban | Q1 |
| 68340 | Isolated | Q1 |
| 68341 | Urban | Q1 |
| 68342 | Isolated | Q1 |
| 68343 | Isolated | Q1 |
| 68344 | Urban | Q1 |
| 68345 | Isolated | Q1 |

Appendix D. List of 5-Digit Zip Codes and Mapping to Urban and Socioeconomic Status Categories

| 5-Digit Zip Code | Rural/Urban Categorization | SES Quartile |
|------------------|----------------------------|--------------|
| 68346 | Isolated | Q2 |
| 68347 | Urban | Q1 |
| 68348 | Isolated | Q1 |
| 68349 | Urban | Q1 |
| 68350 | Isolated | Q1 |
| 68351 | Isolated | Q1 |
| 68352 | Small Rural | Q2 |
| 68354 | Isolated | Q1 |
| 68355 | Small Rural | Q2 |
| 68357 | Urban | Q1 |
| 68358 | Urban | Q1 |
| 68359 | Isolated | Q1 |
| 68360 | Isolated | Q1 |
| 68361 | Isolated | Q2 |
| 68362 | Isolated | Q2 |
| 68364 | Isolated | Q1 |
| 68365 | Isolated | Q1 |
| 68366 | Urban | Q1 |
| 68367 | Small Rural | Q1 |
| 68368 | Urban | Q1 |
| 68370 | Isolated | Q1 |
| 68371 | Small Rural | Q1 |
| 68372 | Urban | Q1 |
| 68375 | Isolated | Q2 |
| 68376 | Isolated | Q2 |
| 68377 | Isolated | Q1 |
| 68378 | Isolated | Q1 |
| 68379 | Isolated | Q1 |
| 68380 | Isolated | Q1 |
| 68381 | Large Rural | Q2 |
| 68382 | Isolated | Q1 |
| 68401 | Small Rural | Q1 |
| 68402 | Urban | Q1 |
| 68403 | Urban | Q1 |
| 68404 | Urban | Q1 |
| 68405 | Urban | Q2 |
| 68406 | Isolated | Q1 |
| 68407 | Urban | Q1 |
| 68409 | Urban | Q1 |
| 68410 | Small Rural | Q2 |
| 68413 | Urban | Q1 |
| 68414 | Isolated | Q1 |
| 68415 | Urban | Q1 |
| 68416 | Isolated | Q1 |

Appendix D. List of 5-Digit Zip Codes and Mapping to Urban and Socioeconomic Status Categories

| 5-Digit Zip Code | Rural/Urban Categorization | SES Quartile |
|------------------|----------------------------|--------------|
| 68417 | Isolated | Q1 |
| 68418 | Urban | Q1 |
| 68419 | Urban | Q1 |
| 68420 | Isolated | Q2 |
| 68421 | Isolated | Q2 |
| 68422 | Urban | Q1 |
| 68423 | Urban | Q1 |
| 68424 | Isolated | Q1 |
| 68428 | Urban | Q1 |
| 68429 | Small Rural | Q2 |
| 68430 | Urban | Q1 |
| 68431 | Small Rural | Q2 |
| 68433 | Isolated | Q3 |
| 68434 | Small Rural | Q1 |
| 68436 | Isolated | Q1 |
| 68437 | Small Rural | Q1 |
| 68438 | Urban | Q1 |
| 68439 | Isolated | Q3 |
| 68440 | Isolated | Q3 |
| 68441 | Isolated | Q1 |
| 68442 | Small Rural | Q1 |
| 68443 | Urban | Q1 |
| 68444 | Isolated | Q1 |
| 68445 | Isolated | Q1 |
| 68446 | Isolated | Q1 |
| 68447 | Isolated | Q1 |
| 68448 | Isolated | Q2 |
| 68450 | Isolated | Q3 |
| 68452 | Isolated | Q2 |
| 68453 | Isolated | Q1 |
| 68454 | Urban | Q1 |
| 68455 | Urban | Q1 |
| 68456 | Isolated | Q1 |
| 68457 | Small Rural | Q1 |
| 68458 | Urban | Q1 |
| 68460 | Small Rural | Q1 |
| 68461 | Urban | Q1 |
| 68462 | Urban | Q1 |
| 68463 | Urban | Q2 |
| 68464 | Isolated | Q1 |
| 68465 | Urban | Q2 |
| 68466 | Large Rural | Q1 |
| 68467 | Small Rural | Q2 |
| 68501 | Urban | Q4 |

Appendix D. List of 5-Digit Zip Codes and Mapping to Urban and Socioeconomic Status Categories

| 5-Digit Zip Code | Rural/Urban Categorization | SES Quartile |
|------------------|----------------------------|--------------|
| 68502 | Urban | Q3 |
| 68503 | Urban | Q4 |
| 68504 | Urban | Q4 |
| 68505 | Urban | Q2 |
| 68506 | Urban | Q1 |
| 68507 | Urban | Q2 |
| 68508 | Urban | Q4 |
| 68509 | Urban | Q4 |
| 68510 | Urban | Q3 |
| 68512 | Urban | Q1 |
| 68514 | Urban | Q1 |
| 68516 | Urban | Q1 |
| 68517 | Urban | Q1 |
| 68520 | Urban | Q1 |
| 68521 | Urban | Q3 |
| 68522 | Urban | Q2 |
| 68523 | Urban | Q1 |
| 68524 | Urban | Q3 |
| 68526 | Urban | Q1 |
| 68527 | Urban | Q1 |
| 68528 | Urban | Q3 |
| 68529 | Urban | Q2 |
| 68531 | Urban | Q1 |
| 68532 | Urban | Q1 |
| 68542 | Urban | Q3 |
| 68544 | Urban | Q1 |
| 68583 | Urban | Q4 |
| 68588 | Urban | Q4 |
| 68601 | Large Rural | Q2 |
| 68602 | Large Rural | Q2 |
| 68620 | Isolated | Q1 |
| 68621 | Large Rural | Q1 |
| 68622 | Isolated | Q1 |
| 68623 | Isolated | Q2 |
| 68624 | Large Rural | Q1 |
| 68626 | Isolated | Q1 |
| 68627 | Isolated | Q2 |
| 68628 | Isolated | Q1 |
| 68629 | Isolated | Q1 |
| 68631 | Isolated | Q1 |
| 68632 | Small Rural | Q2 |
| 68633 | Isolated | Q1 |
| 68634 | Large Rural | Q1 |
| 68635 | Isolated | Q1 |

Appendix D. List of 5-Digit Zip Codes and Mapping to Urban and Socioeconomic Status Categories

| 5-Digit Zip Code | Rural/Urban Categorization | SES Quartile |
|------------------|----------------------------|--------------|
| 68636 | Isolated | Q1 |
| 68637 | Isolated | Q1 |
| 68638 | Isolated | Q2 |
| 68640 | Isolated | Q1 |
| 68641 | Isolated | Q1 |
| 68642 | Isolated | Q1 |
| 68643 | Isolated | Q1 |
| 68644 | Isolated | Q1 |
| 68647 | Large Rural | Q1 |
| 68648 | Urban | Q1 |
| 68649 | Large Rural | Q1 |
| 68651 | Large Rural | Q1 |
| 68652 | Isolated | Q1 |
| 68653 | Large Rural | Q1 |
| 68654 | Isolated | Q1 |
| 68655 | Isolated | Q1 |
| 68658 | Large Rural | Q1 |
| 68659 | Isolated | Q2 |
| 68660 | Isolated | Q2 |
| 68661 | Small Rural | Q3 |
| 68662 | Isolated | Q1 |
| 68663 | Isolated | Q2 |
| 68664 | Isolated | Q2 |
| 68665 | Isolated | Q1 |
| 68666 | Isolated | Q1 |
| 68667 | Isolated | Q1 |
| 68669 | Isolated | Q1 |
| 68701 | Large Rural | Q2 |
| 68702 | Large Rural | Q2 |
| 68710 | Urban | Q1 |
| 68711 | Isolated | Q2 |
| 68713 | Isolated | Q1 |
| 68714 | Isolated | Q1 |
| 68715 | Large Rural | Q1 |
| 68716 | Isolated | Q2 |
| 68717 | Isolated | Q1 |
| 68718 | Isolated | Q2 |
| 68719 | Isolated | Q1 |
| 68720 | Isolated | Q2 |
| 68722 | Isolated | Q1 |
| 68723 | Isolated | Q1 |
| 68724 | Large Rural | Q1 |
| 68725 | Isolated | Q1 |
| 68726 | Isolated | Q1 |

Appendix D. List of 5-Digit Zip Codes and Mapping to Urban and Socioeconomic Status Categories

| 5-Digit Zip Code | Rural/Urban Categorization | SES Quartile |
|------------------|----------------------------|--------------|
| 68727 | Isolated | Q1 |
| 68728 | Urban | Q1 |
| 68729 | Isolated | Q1 |
| 68730 | Large Rural | Q1 |
| 68731 | Urban | Q2 |
| 68732 | Urban | Q1 |
| 68733 | Urban | Q2 |
| 68734 | Isolated | Q1 |
| 68735 | Isolated | Q1 |
| 68736 | Isolated | Q1 |
| 68738 | Large Rural | Q2 |
| 68739 | Isolated | Q1 |
| 68740 | Isolated | Q1 |
| 68741 | Urban | Q1 |
| 68742 | Isolated | Q3 |
| 68743 | Urban | Q1 |
| 68745 | Isolated | Q2 |
| 68746 | Isolated | Q1 |
| 68747 | Large Rural | Q1 |
| 68748 | Isolated | Q3 |
| 68749 | Isolated | Q2 |
| 68751 | Urban | Q2 |
| 68752 | Large Rural | Q1 |
| 68753 | Isolated | Q1 |
| 68755 | Isolated | Q1 |
| 68756 | Isolated | Q2 |
| 68757 | Urban | Q2 |
| 68758 | Isolated | Q1 |
| 68759 | Isolated | Q1 |
| 68760 | Large Rural | Q4 |
| 68761 | Isolated | Q2 |
| 68763 | Small Rural | Q1 |
| 68764 | Isolated | Q2 |
| 68765 | Isolated | Q1 |
| 68766 | Isolated | Q2 |
| 68767 | Large Rural | Q1 |
| 68768 | Large Rural | Q1 |
| 68769 | Isolated | Q1 |
| 68770 | Urban | Q1 |
| 68771 | Isolated | Q1 |
| 68773 | Isolated | Q2 |
| 68774 | Isolated | Q2 |
| 68776 | Urban | Q4 |
| 68777 | Isolated | Q1 |

Appendix D. List of 5-Digit Zip Codes and Mapping to Urban and Socioeconomic Status Categories

| 5-Digit Zip Code | Rural/Urban Categorization | SES Quartile |
|------------------|----------------------------|--------------|
| 68778 | Isolated | Q1 |
| 68779 | Large Rural | Q1 |
| 68780 | Isolated | Q1 |
| 68781 | Large Rural | Q1 |
| 68783 | Isolated | Q2 |
| 68784 | Urban | Q2 |
| 68785 | Urban | Q1 |
| 68786 | Isolated | Q1 |
| 68787 | Small Rural | Q2 |
| 68788 | Small Rural | Q2 |
| 68789 | Isolated | Q1 |
| 68790 | Isolated | Q1 |
| 68791 | Isolated | Q2 |
| 68792 | Isolated | Q1 |
| 68801 | Urban | Q4 |
| 68802 | Urban | Q4 |
| 68803 | Urban | Q2 |
| 68810 | Urban | Q3 |
| 68812 | Large Rural | Q1 |
| 68813 | Isolated | Q2 |
| 68814 | Small Rural | Q1 |
| 68815 | Isolated | Q1 |
| 68816 | Isolated | Q1 |
| 68817 | Isolated | Q1 |
| 68818 | Small Rural | Q1 |
| 68820 | Urban | Q2 |
| 68821 | Isolated | Q2 |
| 68822 | Small Rural | Q2 |
| 68823 | Isolated | Q1 |
| 68824 | Urban | Q1 |
| 68825 | Isolated | Q2 |
| 68826 | Urban | Q2 |
| 68827 | Urban | Q1 |
| 68828 | Isolated | Q2 |
| 68831 | Urban | Q1 |
| 68832 | Urban | Q1 |
| 68833 | Isolated | Q2 |
| 68834 | Isolated | Q1 |
| 68835 | Urban | Q2 |
| 68836 | Large Rural | Q1 |
| 68837 | Isolated | Q1 |
| 68838 | Urban | Q1 |
| 68840 | Large Rural | Q2 |
| 68841 | Urban | Q1 |

Appendix D. List of 5-Digit Zip Codes and Mapping to Urban and Socioeconomic Status Categories

| 5-Digit Zip Code | Rural/Urban Categorization | SES Quartile |
|------------------|----------------------------|--------------|
| 68842 | Isolated | Q2 |
| 68843 | Isolated | Q1 |
| 68844 | Isolated | Q1 |
| 68845 | Large Rural | Q2 |
| 68846 | Isolated | Q2 |
| 68847 | Large Rural | Q2 |
| 68848 | Large Rural | Q2 |
| 68849 | Large Rural | Q1 |
| 68850 | Large Rural | Q4 |
| 68852 | Isolated | Q2 |
| 68853 | Isolated | Q2 |
| 68854 | Urban | Q1 |
| 68855 | Small Rural | Q1 |
| 68856 | Isolated | Q1 |
| 68858 | Isolated | Q2 |
| 68859 | Isolated | Q2 |
| 68860 | Isolated | Q2 |
| 68861 | Large Rural | Q1 |
| 68862 | Isolated | Q2 |
| 68863 | Isolated | Q1 |
| 68864 | Urban | Q1 |
| 68865 | Urban | Q1 |
| 68866 | Isolated | Q1 |
| 68869 | Isolated | Q2 |
| 68870 | Large Rural | Q1 |
| 68871 | Isolated | Q2 |
| 68872 | Urban | Q1 |
| 68873 | Urban | Q1 |
| 68874 | Isolated | Q1 |
| 68875 | Isolated | Q1 |
| 68876 | Large Rural | Q1 |
| 68878 | Isolated | Q1 |
| 68879 | Isolated | Q1 |
| 68881 | Isolated | Q1 |
| 68882 | Isolated | Q1 |
| 68883 | Urban | Q2 |
| 68901 | Large Rural | Q2 |
| 68902 | Large Rural | Q2 |
| 68920 | Isolated | Q1 |
| 68922 | Isolated | Q1 |
| 68923 | Small Rural | Q1 |
| 68924 | Large Rural | Q1 |
| 68925 | Large Rural | Q1 |
| 68926 | Isolated | Q3 |

Appendix D. List of 5-Digit Zip Codes and Mapping to Urban and Socioeconomic Status Categories

| 5-Digit Zip Code | Rural/Urban Categorization | SES Quartile |
|------------------|----------------------------|--------------|
| 68927 | Small Rural | Q1 |
| 68928 | Large Rural | Q1 |
| 68929 | Isolated | Q2 |
| 68930 | Large Rural | Q1 |
| 68932 | Large Rural | Q1 |
| 68933 | Isolated | Q1 |
| 68934 | Isolated | Q1 |
| 68935 | Isolated | Q2 |
| 68936 | Isolated | Q3 |
| 68937 | Large Rural | Q1 |
| 68938 | Isolated | Q1 |
| 68939 | Isolated | Q1 |
| 68940 | Small Rural | Q1 |
| 68941 | Isolated | Q1 |
| 68942 | Isolated | Q2 |
| 68943 | Isolated | Q1 |
| 68944 | Isolated | Q3 |
| 68945 | Large Rural | Q1 |
| 68946 | Isolated | Q1 |
| 68947 | Large Rural | Q1 |
| 68948 | Isolated | Q2 |
| 68949 | Small Rural | Q1 |
| 68950 | Large Rural | Q1 |
| 68952 | Isolated | Q1 |
| 68954 | Isolated | Q1 |
| 68955 | Large Rural | Q1 |
| 68956 | Large Rural | Q1 |
| 68957 | Isolated | Q1 |
| 68958 | Small Rural | Q1 |
| 68959 | Small Rural | Q1 |
| 68960 | Isolated | Q1 |
| 68961 | Isolated | Q1 |
| 68964 | Isolated | Q1 |
| 68966 | Isolated | Q2 |
| 68967 | Isolated | Q1 |
| 68969 | Isolated | Q2 |
| 68970 | Isolated | Q2 |
| 68971 | Isolated | Q1 |
| 68972 | Isolated | Q1 |
| 68973 | Large Rural | Q1 |
| 68974 | Isolated | Q1 |
| 68975 | Isolated | Q1 |
| 68976 | Large Rural | Q1 |
| 68977 | Isolated | Q2 |

Appendix D. List of 5-Digit Zip Codes and Mapping to Urban and Socioeconomic Status Categories

| 5-Digit Zip Code | Rural/Urban Categorization | SES Quartile |
|------------------|----------------------------|--------------|
| 68978 | Isolated | Q2 |
| 68979 | Isolated | Q1 |
| 68980 | Isolated | Q1 |
| 68981 | Large Rural | Q1 |
| 68982 | Large Rural | Q1 |
| 69001 | Small Rural | Q1 |
| 69020 | Small Rural | Q1 |
| 69021 | Isolated | Q1 |
| 69022 | Isolated | Q2 |
| 69023 | Isolated | Q1 |
| 69024 | Isolated | Q1 |
| 69025 | Isolated | Q1 |
| 69026 | Small Rural | Q2 |
| 69027 | Isolated | Q1 |
| 69028 | Isolated | Q1 |
| 69029 | Large Rural | Q1 |
| 69030 | Isolated | Q2 |
| 69032 | Isolated | Q1 |
| 69033 | Isolated | Q1 |
| 69034 | Small Rural | Q1 |
| 69036 | Small Rural | Q1 |
| 69037 | Isolated | Q1 |
| 69038 | Isolated | Q2 |
| 69039 | Isolated | Q1 |
| 69040 | Isolated | Q2 |
| 69041 | Isolated | Q1 |
| 69042 | Isolated | Q3 |
| 69043 | Isolated | Q2 |
| 69044 | Isolated | Q2 |
| 69045 | Isolated | Q1 |
| 69046 | Isolated | Q1 |
| 69101 | Large Rural | Q2 |
| 69103 | Large Rural | Q2 |
| 69120 | Isolated | Q1 |
| 69121 | Isolated | Q1 |
| 69122 | Isolated | Q2 |
| 69123 | Large Rural | Q1 |
| 69125 | Isolated | Q3 |
| 69127 | Isolated | Q1 |
| 69128 | Isolated | Q1 |
| 69129 | Isolated | Q1 |
| 69130 | Small Rural | Q3 |
| 69131 | Isolated | Q1 |
| 69132 | Large Rural | Q1 |

Appendix D. List of 5-Digit Zip Codes and Mapping to Urban and Socioeconomic Status Categories

| 5-Digit Zip Code | Rural/Urban Categorization | SES Quartile |
|------------------|----------------------------|--------------|
| 69133 | Isolated | Q2 |
| 69134 | Isolated | Q1 |
| 69135 | Isolated | Q1 |
| 69138 | Small Rural | Q2 |
| 69140 | Isolated | Q1 |
| 69141 | Isolated | Q1 |
| 69142 | Isolated | Q1 |
| 69143 | Large Rural | Q1 |
| 69144 | Isolated | Q1 |
| 69145 | Isolated | Q2 |
| 69146 | Isolated | Q1 |
| 69147 | Isolated | Q1 |
| 69148 | Isolated | Q1 |
| 69149 | Isolated | Q1 |
| 69150 | Isolated | Q1 |
| 69151 | Large Rural | Q1 |
| 69152 | Isolated | Q1 |
| 69153 | Small Rural | Q2 |
| 69154 | Isolated | Q1 |
| 69155 | Isolated | Q2 |
| 69156 | Isolated | Q1 |
| 69157 | Isolated | Q2 |
| 69160 | Small Rural | Q2 |
| 69161 | Isolated | Q2 |
| 69162 | Small Rural | Q2 |
| 69163 | Isolated | Q1 |
| 69165 | Large Rural | Q1 |
| 69166 | Isolated | Q1 |
| 69167 | Isolated | Q2 |
| 69168 | Isolated | Q1 |
| 69169 | Large Rural | Q1 |
| 69170 | Large Rural | Q1 |
| 69171 | Large Rural | Q1 |
| 69190 | Isolated | Q1 |
| 69201 | Small Rural | Q1 |
| 69210 | Isolated | Q2 |
| 69211 | Small Rural | Q2 |
| 69212 | Small Rural | Q1 |
| 69214 | Isolated | Q1 |
| 69216 | Small Rural | Q3 |
| 69217 | Isolated | Q2 |
| 69218 | Small Rural | Q2 |
| 69219 | Small Rural | Q1 |
| 69220 | Small Rural | Q1 |

Appendix D. List of 5-Digit Zip Codes and Mapping to Urban and Socioeconomic Status Categories

| 5-Digit Zip Code | Rural/Urban Categorization | SES Quartile |
|------------------|----------------------------|--------------|
| 69221 | Isolated | Q1 |
| 69301 | Small Rural | Q2 |
| 69331 | Isolated | Q1 |
| 69333 | Isolated | Q1 |
| 69334 | Isolated | Q2 |
| 69335 | Isolated | Q1 |
| 69336 | Isolated | Q2 |
| 69337 | Small Rural | Q2 |
| 69339 | Isolated | Q2 |
| 69340 | Isolated | Q1 |
| 69341 | Large Rural | Q2 |
| 69343 | Isolated | Q3 |
| 69345 | Isolated | Q1 |
| 69346 | Isolated | Q1 |
| 69347 | Isolated | Q1 |
| 69348 | Small Rural | Q1 |
| 69350 | Isolated | Q1 |
| 69351 | Isolated | Q2 |
| 69352 | Large Rural | Q3 |
| 69353 | Large Rural | Q2 |
| 69354 | Isolated | Q2 |
| 69355 | Large Rural | Q1 |
| 69356 | Large Rural | Q2 |
| 69357 | Large Rural | Q2 |
| 69358 | Large Rural | Q2 |
| 69360 | Isolated | Q2 |
| 69361 | Large Rural | Q3 |
| 69363 | Large Rural | Q3 |
| 69365 | Isolated | Q1 |
| 69366 | Isolated | Q2 |
| 69367 | Isolated | Q2 |
| 70001 | Urban | Q3 |
| 70002 | Urban | Q3 |
| 70003 | Urban | Q2 |
| 70004 | Urban | Q3 |
| 70005 | Urban | Q2 |
| 70006 | Urban | Q2 |
| 70009 | Urban | Q3 |
| 70010 | Urban | Q3 |
| 70011 | Urban | Q3 |
| 70030 | Urban | Q1 |
| 70031 | Urban | Q1 |
| 70032 | Urban | Q3 |
| 70033 | Urban | Q2 |

Appendix D. List of 5-Digit Zip Codes and Mapping to Urban and Socioeconomic Status Categories

| 5-Digit Zip Code | Rural/Urban Categorization | SES Quartile |
|------------------|----------------------------|--------------|
| 70036 | Urban | Q3 |
| 70037 | Urban | Q2 |
| 70038 | Urban | Q4 |
| 70039 | Urban | Q2 |
| 70040 | Urban | Q3 |
| 70041 | Urban | Q2 |
| 70043 | Urban | Q4 |
| 70044 | Urban | Q4 |
| 70047 | Urban | Q2 |
| 70049 | Urban | Q3 |
| 70050 | Urban | Q2 |
| 70051 | Urban | Q3 |
| 70052 | Urban | Q3 |
| 70053 | Urban | Q4 |
| 70054 | Urban | Q4 |
| 70055 | Urban | Q2 |
| 70056 | Urban | Q3 |
| 70057 | Urban | Q4 |
| 70058 | Urban | Q3 |
| 70059 | Urban | Q3 |
| 70060 | Urban | Q3 |
| 70062 | Urban | Q4 |
| 70063 | Urban | Q4 |
| 70064 | Urban | Q2 |
| 70065 | Urban | Q2 |
| 70067 | Urban | Q3 |
| 70068 | Urban | Q3 |
| 70069 | Urban | Q3 |
| 70070 | Urban | Q2 |
| 70071 | Urban | Q3 |
| 70072 | Urban | Q3 |
| 70073 | Urban | Q3 |
| 70075 | Urban | Q2 |
| 70076 | Urban | Q4 |
| 70078 | Urban | Q2 |
| 70079 | Urban | Q1 |
| 70080 | Urban | Q1 |
| 70081 | Urban | Q3 |
| 70082 | Urban | Q3 |
| 70083 | Urban | Q3 |
| 70084 | Urban | Q3 |
| 70085 | Urban | Q3 |
| 70086 | Urban | Q4 |
| 70087 | Urban | Q3 |

Appendix D. List of 5-Digit Zip Codes and Mapping to Urban and Socioeconomic Status Categories

| 5-Digit Zip Code | Rural/Urban Categorization | SES Quartile |
|------------------|----------------------------|--------------|
| 70090 | Urban | Q2 |
| 70091 | Urban | Q3 |
| 70092 | Urban | Q3 |
| 70093 | Urban | Q2 |
| 70094 | Urban | Q4 |
| 70096 | Urban | Q4 |
| 70097 | Urban | Q4 |
| 70112 | Urban | Q4 |
| 70113 | Urban | Q4 |
| 70114 | Urban | Q4 |
| 70115 | Urban | Q3 |
| 70116 | Urban | Q4 |
| 70117 | Urban | Q4 |
| 70118 | Urban | Q4 |
| 70119 | Urban | Q4 |
| 70121 | Urban | Q4 |
| 70122 | Urban | Q4 |
| 70123 | Urban | Q2 |
| 70124 | Urban | Q1 |
| 70125 | Urban | Q4 |
| 70126 | Urban | Q4 |
| 70127 | Urban | Q4 |
| 70128 | Urban | Q4 |
| 70129 | Urban | Q4 |
| 70130 | Urban | Q3 |
| 70131 | Urban | Q3 |
| 70139 | Urban | Missing |
| 70141 | Urban | Q4 |
| 70142 | Urban | Q4 |
| 70143 | Urban | Q2 |
| 70145 | Urban | Q4 |
| 70146 | Urban | Q4 |
| 70148 | Urban | Q4 |
| 70150 | Urban | Q4 |
| 70151 | Urban | Q4 |
| 70152 | Urban | Q4 |
| 70153 | Urban | Q4 |
| 70154 | Urban | Q3 |
| 70156 | Urban | Q4 |
| 70157 | Urban | Q4 |
| 70158 | Urban | Q4 |
| 70159 | Urban | Q4 |
| 70160 | Urban | Q4 |
| 70161 | Urban | Q4 |

Appendix D. List of 5-Digit Zip Codes and Mapping to Urban and Socioeconomic Status Categories

| 5-Digit Zip Code | Rural/Urban Categorization | SES Quartile |
|------------------|----------------------------|--------------|
| 70162 | Urban | Q4 |
| 70163 | Urban | Missing |
| 70164 | Urban | Q4 |
| 70165 | Urban | Q3 |
| 70166 | Urban | Q4 |
| 70167 | Urban | Q4 |
| 70170 | Urban | Q3 |
| 70172 | Urban | Q3 |
| 70174 | Urban | Q4 |
| 70175 | Urban | Q3 |
| 70176 | Urban | Q3 |
| 70177 | Urban | Q4 |
| 70178 | Urban | Q4 |
| 70179 | Urban | Q4 |
| 70181 | Urban | Q2 |
| 70182 | Urban | Q4 |
| 70183 | Urban | Q2 |
| 70184 | Urban | Q4 |
| 70185 | Urban | Q4 |
| 70186 | Urban | Q4 |
| 70187 | Urban | Q4 |
| 70189 | Urban | Q4 |
| 70190 | Urban | Q3 |
| 70195 | Urban | Q4 |
| 70301 | Urban | Q3 |
| 70302 | Urban | Q3 |
| 70310 | Urban | Q3 |
| 70339 | Urban | Q2 |
| 70340 | Large Rural | Q3 |
| 70341 | Urban | Q3 |
| 70342 | Large Rural | Q3 |
| 70343 | Urban | Q2 |
| 70344 | Urban | Q3 |
| 70345 | Large Rural | Q2 |
| 70346 | Urban | Q4 |
| 70352 | Urban | Q1 |
| 70353 | Urban | Q2 |
| 70354 | Large Rural | Q3 |
| 70355 | Urban | Q3 |
| 70356 | Urban | Q3 |
| 70357 | Large Rural | Q3 |
| 70358 | Urban | Q3 |
| 70359 | Urban | Q3 |
| 70360 | Urban | Q2 |

Appendix D. List of 5-Digit Zip Codes and Mapping to Urban and Socioeconomic Status Categories

| 5-Digit Zip Code | Rural/Urban Categorization | SES Quartile |
|------------------|----------------------------|--------------|
| 70361 | Urban | Q2 |
| 70363 | Urban | Q4 |
| 70364 | Urban | Q3 |
| 70371 | Urban | Q3 |
| 70372 | Urban | Q3 |
| 70373 | Large Rural | Q3 |
| 70374 | Urban | Q3 |
| 70375 | Urban | Q1 |
| 70377 | Urban | Q3 |
| 70380 | Large Rural | Q4 |
| 70381 | Large Rural | Q4 |
| 70390 | Urban | Q3 |
| 70391 | Urban | Q2 |
| 70392 | Large Rural | Q3 |
| 70393 | Urban | Q2 |
| 70394 | Urban | Q3 |
| 70395 | Urban | Q3 |
| 70397 | Urban | Q3 |
| 70401 | Urban | Q4 |
| 70402 | Urban | Q1 |
| 70403 | Urban | Q4 |
| 70404 | Urban | Q4 |
| 70420 | Urban | Q1 |
| 70421 | Urban | Q2 |
| 70422 | Small Rural | Q4 |
| 70426 | Large Rural | Q3 |
| 70427 | Large Rural | Q4 |
| 70429 | Large Rural | Q4 |
| 70431 | Urban | Q1 |
| 70433 | Urban | Q2 |
| 70434 | Urban | Q2 |
| 70435 | Urban | Q1 |
| 70436 | Small Rural | Q3 |
| 70437 | Urban | Q2 |
| 70438 | Small Rural | Q3 |
| 70441 | Urban | Q4 |
| 70442 | Urban | Q4 |
| 70443 | Isolated | Q4 |
| 70444 | Urban | Q3 |
| 70445 | Urban | Q3 |
| 70446 | Urban | Q3 |
| 70447 | Urban | Q1 |
| 70448 | Urban | Q1 |
| 70449 | Urban | Q2 |

Appendix D. List of 5-Digit Zip Codes and Mapping to Urban and Socioeconomic Status Categories

| 5-Digit Zip Code | Rural/Urban Categorization | SES Quartile |
|------------------|----------------------------|--------------|
| 70450 | Small Rural | Q3 |
| 70451 | Urban | Q1 |
| 70452 | Urban | Q3 |
| 70453 | Urban | Q3 |
| 70454 | Urban | Q2 |
| 70455 | Urban | Q2 |
| 70456 | Small Rural | Q4 |
| 70457 | Urban | Q1 |
| 70458 | Urban | Q2 |
| 70459 | Urban | Q2 |
| 70460 | Urban | Q3 |
| 70461 | Urban | Q2 |
| 70462 | Urban | Q3 |
| 70463 | Urban | Q2 |
| 70464 | Urban | Q4 |
| 70465 | Isolated | Q4 |
| 70466 | Urban | Q3 |
| 70467 | Large Rural | Q3 |
| 70469 | Urban | Q3 |
| 70470 | Urban | Q1 |
| 70471 | Urban | Q1 |
| 70501 | Urban | Q4 |
| 70502 | Urban | Q4 |
| 70503 | Urban | Q1 |
| 70504 | Urban | Q4 |
| 70505 | Urban | Q1 |
| 70506 | Urban | Q4 |
| 70507 | Urban | Q3 |
| 70508 | Urban | Q2 |
| 70509 | Urban | Q4 |
| 70510 | Urban | Q4 |
| 70511 | Urban | Q4 |
| 70512 | Urban | Q3 |
| 70513 | Urban | Q1 |
| 70514 | Large Rural | Q4 |
| 70515 | Large Rural | Q3 |
| 70516 | Large Rural | Q2 |
| 70517 | Urban | Q3 |
| 70518 | Urban | Q2 |
| 70519 | Urban | Q1 |
| 70520 | Urban | Q2 |
| 70521 | Urban | Q3 |
| 70522 | Large Rural | Q4 |
| 70523 | Large Rural | Q2 |

Appendix D. List of 5-Digit Zip Codes and Mapping to Urban and Socioeconomic Status Categories

| 5-Digit Zip Code | Rural/Urban Categorization | SES Quartile |
|------------------|----------------------------|--------------|
| 70524 | Small Rural | Q2 |
| 70525 | Urban | Q3 |
| 70526 | Large Rural | Q4 |
| 70527 | Large Rural | Q4 |
| 70528 | Urban | Q3 |
| 70529 | Urban | Q3 |
| 70531 | Large Rural | Q3 |
| 70532 | Urban | Q3 |
| 70533 | Urban | Q3 |
| 70534 | Large Rural | Q3 |
| 70535 | Large Rural | Q4 |
| 70537 | Isolated | Q3 |
| 70538 | Large Rural | Q4 |
| 70540 | Large Rural | Q4 |
| 70541 | Urban | Q3 |
| 70542 | Urban | Q2 |
| 70543 | Large Rural | Q2 |
| 70544 | Urban | Q4 |
| 70546 | Small Rural | Q4 |
| 70548 | Urban | Q3 |
| 70549 | Small Rural | Q4 |
| 70550 | Urban | Q1 |
| 70551 | Urban | Q4 |
| 70552 | Urban | Q3 |
| 70554 | Small Rural | Q4 |
| 70555 | Urban | Q2 |
| 70556 | Large Rural | Q4 |
| 70558 | Urban | Missing |
| 70559 | Large Rural | Q2 |
| 70560 | Urban | Q4 |
| 70562 | Urban | Q4 |
| 70563 | Urban | Q2 |
| 70569 | Urban | Q4 |
| 70570 | Urban | Q4 |
| 70571 | Urban | Q4 |
| 70575 | Urban | Q2 |
| 70576 | Isolated | Q4 |
| 70577 | Large Rural | Q3 |
| 70578 | Urban | Q3 |
| 70580 | Small Rural | Q1 |
| 70581 | Urban | Q1 |
| 70582 | Urban | Q3 |
| 70583 | Urban | Q3 |
| 70584 | Urban | Q3 |

Appendix D. List of 5-Digit Zip Codes and Mapping to Urban and Socioeconomic Status Categories

| 5-Digit Zip Code | Rural/Urban Categorization | SES Quartile |
|------------------|----------------------------|--------------|
| 70585 | Isolated | Q3 |
| 70586 | Small Rural | Q4 |
| 70589 | Large Rural | Q3 |
| 70591 | Urban | Q3 |
| 70592 | Urban | Q1 |
| 70593 | Urban | Q4 |
| 70596 | Urban | Q4 |
| 70598 | Urban | Q2 |
| 70601 | Urban | Q4 |
| 70602 | Urban | Q4 |
| 70605 | Urban | Q2 |
| 70606 | Urban | Q2 |
| 70607 | Urban | Q4 |
| 70609 | Urban | Q2 |
| 70611 | Urban | Q1 |
| 70612 | Urban | Q1 |
| 70615 | Urban | Q4 |
| 70616 | Urban | Q4 |
| 70629 | Urban | Q4 |
| 70630 | Urban | Q1 |
| 70631 | Urban | Q1 |
| 70632 | Urban | Q1 |
| 70633 | Urban | Q2 |
| 70634 | Large Rural | Q3 |
| 70637 | Urban | Q1 |
| 70638 | Urban | Q2 |
| 70639 | Small Rural | Q2 |
| 70640 | Urban | Q4 |
| 70643 | Urban | Q1 |
| 70644 | Urban | Q1 |
| 70645 | Urban | Q1 |
| 70646 | Urban | Q2 |
| 70647 | Urban | Q3 |
| 70648 | Urban | Q3 |
| 70650 | Urban | Q1 |
| 70651 | Urban | Q3 |
| 70652 | Urban | Q2 |
| 70653 | Urban | Q2 |
| 70654 | Urban | Q3 |
| 70655 | Urban | Q3 |
| 70656 | Isolated | Q3 |
| 70657 | Urban | Q2 |
| 70658 | Urban | Q2 |
| 70659 | Large Rural | Q4 |

Appendix D. List of 5-Digit Zip Codes and Mapping to Urban and Socioeconomic Status Categories

| 5-Digit Zip Code | Rural/Urban Categorization | SES Quartile |
|------------------|----------------------------|--------------|
| 70660 | Urban | Q2 |
| 70661 | Urban | Q3 |
| 70662 | Large Rural | Q1 |
| 70663 | Urban | Q3 |
| 70664 | Urban | Q3 |
| 70665 | Urban | Q2 |
| 70668 | Urban | Q3 |
| 70669 | Urban | Q2 |
| 70704 | Urban | Q3 |
| 70706 | Urban | Q1 |
| 70707 | Urban | Q2 |
| 70710 | Urban | Q2 |
| 70711 | Isolated | Q3 |
| 70712 | Isolated | Q3 |
| 70714 | Urban | Q3 |
| 70715 | Isolated | Q3 |
| 70718 | Urban | Q2 |
| 70719 | Urban | Q3 |
| 70721 | Urban | Q4 |
| 70722 | Urban | Q2 |
| 70723 | Urban | Q4 |
| 70725 | Urban | Q1 |
| 70726 | Urban | Q3 |
| 70727 | Urban | Q3 |
| 70728 | Urban | Q2 |
| 70729 | Urban | Q2 |
| 70730 | Urban | Q3 |
| 70732 | Urban | Q2 |
| 70733 | Urban | Q3 |
| 70734 | Urban | Q1 |
| 70736 | Urban | Q4 |
| 70737 | Urban | Q2 |
| 70738 | Urban | Q2 |
| 70739 | Urban | Q1 |
| 70740 | Urban | Q2 |
| 70743 | Urban | Q1 |
| 70744 | Urban | Q3 |
| 70747 | Isolated | Q3 |
| 70748 | Urban | Q4 |
| 70749 | Urban | Q2 |
| 70750 | Isolated | Q3 |
| 70752 | Urban | Q1 |
| 70753 | Isolated | Q3 |
| 70754 | Urban | Q2 |

Appendix D. List of 5-Digit Zip Codes and Mapping to Urban and Socioeconomic Status Categories

| 5-Digit Zip Code | Rural/Urban Categorization | SES Quartile |
|------------------|----------------------------|--------------|
| 70755 | Urban | Q2 |
| 70756 | Urban | Q2 |
| 70757 | Urban | Q3 |
| 70759 | Urban | Q3 |
| 70760 | Urban | Q4 |
| 70761 | Urban | Q3 |
| 70762 | Urban | Q1 |
| 70763 | Urban | Q1 |
| 70764 | Urban | Q3 |
| 70765 | Urban | Q3 |
| 70767 | Urban | Q3 |
| 70769 | Urban | Q1 |
| 70770 | Urban | Q1 |
| 70772 | Urban | Q2 |
| 70773 | Urban | Q2 |
| 70774 | Urban | Q2 |
| 70775 | Urban | Q3 |
| 70776 | Urban | Q2 |
| 70777 | Urban | Q1 |
| 70778 | Urban | Q2 |
| 70780 | Urban | Q1 |
| 70782 | Urban | Q2 |
| 70783 | Urban | Q2 |
| 70784 | Urban | Q3 |
| 70785 | Urban | Q2 |
| 70786 | Urban | Q1 |
| 70787 | Urban | Q1 |
| 70788 | Urban | Q4 |
| 70789 | Urban | Q3 |
| 70791 | Urban | Q2 |
| 70792 | Urban | Q1 |
| 70801 | Urban | Q1 |
| 70802 | Urban | Q4 |
| 70803 | Urban | Q2 |
| 70804 | Urban | Q4 |
| 70805 | Urban | Q4 |
| 70806 | Urban | Q4 |
| 70807 | Urban | Q4 |
| 70808 | Urban | Q2 |
| 70809 | Urban | Q2 |
| 70810 | Urban | Q2 |
| 70811 | Urban | Q3 |
| 70812 | Urban | Q4 |
| 70813 | Urban | Q4 |

Appendix D. List of 5-Digit Zip Codes and Mapping to Urban and Socioeconomic Status Categories

| 5-Digit Zip Code | Rural/Urban Categorization | SES Quartile |
|------------------|----------------------------|--------------|
| 70814 | Urban | Q3 |
| 70815 | Urban | Q3 |
| 70816 | Urban | Q3 |
| 70817 | Urban | Q1 |
| 70818 | Urban | Q1 |
| 70819 | Urban | Q2 |
| 70820 | Urban | Q4 |
| 70821 | Urban | Q1 |
| 70822 | Urban | Q4 |
| 70823 | Urban | Q4 |
| 70825 | Urban | Q4 |
| 70826 | Urban | Q1 |
| 70827 | Urban | Q3 |
| 70831 | Urban | Q1 |
| 70833 | Urban | Q1 |
| 70835 | Urban | Q3 |
| 70836 | Urban | Missing |
| 70837 | Urban | Q1 |
| 70873 | Urban | Q1 |
| 70874 | Urban | Q3 |
| 70879 | Urban | Q1 |
| 70884 | Urban | Q2 |
| 70891 | Urban | Q1 |
| 70892 | Urban | Q4 |
| 70893 | Urban | Q4 |
| 70894 | Urban | Q2 |
| 70895 | Urban | Q3 |
| 70896 | Urban | Q4 |
| 70898 | Urban | Q2 |
| 71001 | Large Rural | Q4 |
| 71002 | Small Rural | Q2 |
| 71003 | Large Rural | Q3 |
| 71004 | Urban | Q2 |
| 71006 | Urban | Q1 |
| 71007 | Urban | Q1 |
| 71008 | Small Rural | Q2 |
| 71009 | Urban | Q4 |
| 71016 | Urban | Q3 |
| 71018 | Small Rural | Q3 |
| 71019 | Urban | Q3 |
| 71021 | Small Rural | Q3 |
| 71023 | Urban | Q3 |
| 71024 | Urban | Q3 |
| 71027 | Urban | Q3 |

Appendix D. List of 5-Digit Zip Codes and Mapping to Urban and Socioeconomic Status Categories

| 5-Digit Zip Code | Rural/Urban Categorization | SES Quartile |
|------------------|----------------------------|--------------|
| 71028 | Large Rural | Q3 |
| 71029 | Urban | Q2 |
| 71030 | Urban | Q3 |
| 71031 | Large Rural | Q3 |
| 71032 | Urban | Q2 |
| 71033 | Urban | Q2 |
| 71034 | Urban | Q3 |
| 71037 | Urban | Q2 |
| 71038 | Isolated | Q4 |
| 71039 | Urban | Q3 |
| 71040 | Large Rural | Q4 |
| 71043 | Urban | Q3 |
| 71044 | Urban | Q1 |
| 71045 | Urban | Q2 |
| 71046 | Urban | Q2 |
| 71047 | Urban | Q2 |
| 71048 | Isolated | Q2 |
| 71049 | Urban | Q3 |
| 71050 | Urban | Q2 |
| 71051 | Urban | Q3 |
| 71052 | Urban | Q4 |
| 71055 | Large Rural | Q3 |
| 71058 | Large Rural | Q3 |
| 71060 | Urban | Q3 |
| 71061 | Urban | Q4 |
| 71063 | Urban | Q3 |
| 71064 | Urban | Q3 |
| 71065 | Small Rural | Q3 |
| 71066 | Large Rural | Q4 |
| 71067 | Urban | Q3 |
| 71068 | Urban | Q4 |
| 71069 | Urban | Q3 |
| 71070 | Small Rural | Q2 |
| 71071 | Small Rural | Q1 |
| 71072 | Small Rural | Q2 |
| 71073 | Urban | Q3 |
| 71075 | Small Rural | Q4 |
| 71078 | Urban | Q2 |
| 71079 | Isolated | Q4 |
| 71080 | Large Rural | Q3 |
| 71082 | Urban | Q3 |
| 71101 | Urban | Q4 |
| 71102 | Urban | Q4 |
| 71103 | Urban | Q4 |

Appendix D. List of 5-Digit Zip Codes and Mapping to Urban and Socioeconomic Status Categories

| 5-Digit Zip Code | Rural/Urban Categorization | SES Quartile |
|------------------|----------------------------|--------------|
| 71104 | Urban | Q3 |
| 71105 | Urban | Q2 |
| 71106 | Urban | Q3 |
| 71107 | Urban | Q4 |
| 71108 | Urban | Q4 |
| 71109 | Urban | Q4 |
| 71110 | Urban | Q2 |
| 71111 | Urban | Q3 |
| 71112 | Urban | Q2 |
| 71113 | Urban | Q2 |
| 71115 | Urban | Q2 |
| 71118 | Urban | Q3 |
| 71119 | Urban | Q2 |
| 71120 | Urban | Q4 |
| 71129 | Urban | Q2 |
| 71130 | Urban | Q4 |
| 71133 | Urban | Q4 |
| 71134 | Urban | Q3 |
| 71135 | Urban | Q2 |
| 71136 | Urban | Q3 |
| 71137 | Urban | Q4 |
| 71138 | Urban | Q4 |
| 71148 | Urban | Q4 |
| 71149 | Urban | Q2 |
| 71150 | Urban | Q4 |
| 71151 | Urban | Q4 |
| 71152 | Urban | Q4 |
| 71153 | Urban | Q4 |
| 71154 | Urban | Q4 |
| 71156 | Urban | Q4 |
| 71161 | Urban | Q4 |
| 71162 | Urban | Q4 |
| 71163 | Urban | Q4 |
| 71164 | Urban | Q4 |
| 71165 | Urban | Q4 |
| 71166 | Urban | Q4 |
| 71171 | Urban | Q3 |
| 71172 | Urban | Q3 |
| 71201 | Urban | Q3 |
| 71202 | Urban | Q4 |
| 71203 | Urban | Q3 |
| 71207 | Urban | Q3 |
| 71209 | Urban | Q1 |
| 71210 | Urban | Q3 |

Appendix D. List of 5-Digit Zip Codes and Mapping to Urban and Socioeconomic Status Categories

| 5-Digit Zip Code | Rural/Urban Categorization | SES Quartile |
|------------------|----------------------------|--------------|
| 71211 | Urban | Q3 |
| 71212 | Urban | Q3 |
| 71213 | Urban | Q3 |
| 71217 | Urban | Q3 |
| 71218 | Urban | Q3 |
| 71219 | Small Rural | Q3 |
| 71220 | Large Rural | Q4 |
| 71221 | Large Rural | Q4 |
| 71222 | Urban | Q4 |
| 71223 | Large Rural | Q4 |
| 71225 | Urban | Q2 |
| 71226 | Urban | Q4 |
| 71227 | Large Rural | Q2 |
| 71229 | Urban | Q3 |
| 71230 | Small Rural | Q4 |
| 71232 | Small Rural | Q3 |
| 71233 | Small Rural | Q3 |
| 71234 | Urban | Q2 |
| 71235 | Large Rural | Q2 |
| 71237 | Isolated | Q3 |
| 71238 | Urban | Q2 |
| 71240 | Urban | Q3 |
| 71241 | Urban | Q3 |
| 71242 | Isolated | Q3 |
| 71243 | Small Rural | Q2 |
| 71245 | Large Rural | Q4 |
| 71247 | Small Rural | Q3 |
| 71249 | Small Rural | Q4 |
| 71250 | Large Rural | Q4 |
| 71251 | Small Rural | Q4 |
| 71253 | Isolated | Q4 |
| 71254 | Small Rural | Q4 |
| 71256 | Large Rural | Q4 |
| 71259 | Urban | Q2 |
| 71260 | Urban | Q2 |
| 71261 | Isolated | Q4 |
| 71263 | Isolated | Q3 |
| 71264 | Isolated | Q1 |
| 71266 | Isolated | Q3 |
| 71268 | Small Rural | Q1 |
| 71269 | Urban | Q3 |
| 71270 | Large Rural | Q4 |
| 71272 | Large Rural | Q1 |
| 71273 | Large Rural | Q4 |

Appendix D. List of 5-Digit Zip Codes and Mapping to Urban and Socioeconomic Status Categories

| 5-Digit Zip Code | Rural/Urban Categorization | SES Quartile |
|------------------|----------------------------|--------------|
| 71275 | Large Rural | Q3 |
| 71276 | Isolated | Q3 |
| 71277 | Large Rural | Q3 |
| 71279 | Urban | Q3 |
| 71280 | Urban | Q2 |
| 71281 | Urban | Q3 |
| 71282 | Small Rural | Q4 |
| 71284 | Small Rural | Q4 |
| 71286 | Isolated | Q2 |
| 71291 | Urban | Q2 |
| 71292 | Urban | Q4 |
| 71294 | Urban | Q2 |
| 71295 | Small Rural | Q4 |
| 71301 | Urban | Q4 |
| 71302 | Urban | Q4 |
| 71303 | Urban | Q3 |
| 71306 | Urban | Q4 |
| 71307 | Urban | Q4 |
| 71309 | Urban | Q4 |
| 71315 | Urban | Q4 |
| 71316 | Small Rural | Q1 |
| 71320 | Small Rural | Q3 |
| 71322 | Small Rural | Q4 |
| 71323 | Urban | Q2 |
| 71324 | Small Rural | Q4 |
| 71325 | Urban | Q3 |
| 71326 | Large Rural | Q4 |
| 71327 | Small Rural | Q4 |
| 71328 | Urban | Q2 |
| 71329 | Small Rural | Q3 |
| 71330 | Urban | Q4 |
| 71331 | Urban | Q2 |
| 71333 | Small Rural | Q3 |
| 71334 | Small Rural | Q4 |
| 71336 | Small Rural | Q3 |
| 71339 | Isolated | Q1 |
| 71340 | Isolated | Q2 |
| 71341 | Small Rural | Q2 |
| 71342 | Urban | Q3 |
| 71343 | Isolated | Q3 |
| 71345 | Large Rural | Q4 |
| 71346 | Urban | Q3 |
| 71348 | Urban | Q3 |
| 71350 | Small Rural | Q4 |

Appendix D. List of 5-Digit Zip Codes and Mapping to Urban and Socioeconomic Status Categories

| 5-Digit Zip Code | Rural/Urban Categorization | SES Quartile |
|------------------|----------------------------|--------------|
| 71351 | Small Rural | Q4 |
| 71353 | Urban | Q4 |
| 71354 | Small Rural | Q2 |
| 71355 | Small Rural | Q3 |
| 71356 | Urban | Q4 |
| 71357 | Isolated | Q4 |
| 71358 | Large Rural | Q3 |
| 71359 | Urban | Q3 |
| 71360 | Urban | Q3 |
| 71361 | Urban | Q3 |
| 71362 | Small Rural | Q3 |
| 71363 | Isolated | Q3 |
| 71365 | Urban | Q3 |
| 71366 | Large Rural | Q4 |
| 71367 | Isolated | Q2 |
| 71368 | Isolated | Q4 |
| 71369 | Isolated | Q4 |
| 71371 | Urban | Q2 |
| 71373 | Large Rural | Q3 |
| 71375 | Large Rural | Q4 |
| 71377 | Small Rural | Q4 |
| 71378 | Isolated | Q4 |
| 71401 | Isolated | Q1 |
| 71403 | Small Rural | Q2 |
| 71404 | Small Rural | Q2 |
| 71405 | Urban | Q2 |
| 71406 | Small Rural | Q1 |
| 71407 | Urban | Q3 |
| 71409 | Urban | Q3 |
| 71410 | Small Rural | Q3 |
| 71411 | Large Rural | Q3 |
| 71414 | Large Rural | Q4 |
| 71415 | Urban | Q3 |
| 71416 | Large Rural | Q3 |
| 71417 | Urban | Q3 |
| 71418 | Urban | Q4 |
| 71419 | Small Rural | Q3 |
| 71422 | Small Rural | Q2 |
| 71423 | Urban | Q3 |
| 71424 | Urban | Q2 |
| 71425 | Isolated | Q3 |
| 71426 | Isolated | Q3 |
| 71427 | Urban | Q3 |
| 71428 | Large Rural | Q2 |

Appendix D. List of 5-Digit Zip Codes and Mapping to Urban and Socioeconomic Status Categories

| 5-Digit Zip Code | Rural/Urban Categorization | SES Quartile |
|------------------|----------------------------|--------------|
| 71429 | Isolated | Q2 |
| 71430 | Urban | Q3 |
| 71431 | Urban | Q3 |
| 71432 | Urban | Q3 |
| 71433 | Urban | Q3 |
| 71434 | Urban | Q2 |
| 71435 | Urban | Q3 |
| 71438 | Urban | Q1 |
| 71439 | Small Rural | Q2 |
| 71440 | Small Rural | Q4 |
| 71441 | Urban | Q3 |
| 71443 | Small Rural | Q3 |
| 71446 | Small Rural | Q3 |
| 71447 | Urban | Q2 |
| 71448 | Urban | Q3 |
| 71449 | Small Rural | Q3 |
| 71450 | Large Rural | Q2 |
| 71452 | Large Rural | Q1 |
| 71454 | Urban | Q3 |
| 71455 | Urban | Q2 |
| 71456 | Large Rural | Q4 |
| 71457 | Large Rural | Q4 |
| 71458 | Large Rural | Q4 |
| 71459 | Small Rural | Q2 |
| 71460 | Small Rural | Q3 |
| 71461 | Small Rural | Q3 |
| 71462 | Small Rural | Q3 |
| 71463 | Small Rural | Q3 |
| 71465 | Urban | Q2 |
| 71466 | Urban | Q3 |
| 71467 | Urban | Q2 |
| 71468 | Large Rural | Q3 |
| 71469 | Large Rural | Q2 |
| 71471 | Large Rural | Q4 |
| 71472 | Urban | Q1 |
| 71473 | Small Rural | Q1 |
| 71474 | Small Rural | Q1 |
| 71475 | Small Rural | Q3 |
| 71477 | Urban | Q3 |
| 71479 | Urban | Q2 |
| 71480 | Urban | Q3 |
| 71483 | Small Rural | Q4 |
| 71485 | Urban | Q1 |
| 71486 | Small Rural | Q3 |

Appendix D. List of 5-Digit Zip Codes and Mapping to Urban and Socioeconomic Status Categories

| 5-Digit Zip Code | Rural/Urban Categorization | SES Quartile |
|------------------|----------------------------|--------------|
| 71496 | Small Rural | Q3 |
| 71497 | Large Rural | Q4 |
| 71601 | Urban | Q4 |
| 71602 | Urban | Q3 |
| 71603 | Urban | Q3 |
| 71611 | Urban | Q4 |
| 71612 | Urban | Q3 |
| 71613 | Urban | Q3 |
| 71630 | Isolated | Q3 |
| 71631 | Small Rural | Q3 |
| 71635 | Small Rural | Q2 |
| 71638 | Small Rural | Q4 |
| 71639 | Small Rural | Q4 |
| 71640 | Isolated | Q4 |
| 71642 | Small Rural | Q3 |
| 71643 | Urban | Q4 |
| 71644 | Urban | Q4 |
| 71646 | Small Rural | Q3 |
| 71647 | Small Rural | Q4 |
| 71651 | Small Rural | Q3 |
| 71652 | Urban | Q3 |
| 71653 | Small Rural | Q3 |
| 71654 | Small Rural | Q4 |
| 71655 | Small Rural | Q4 |
| 71656 | Small Rural | Q4 |
| 71657 | Small Rural | Q4 |
| 71658 | Small Rural | Q3 |
| 71659 | Urban | Q3 |
| 71660 | Urban | Q1 |
| 71661 | Small Rural | Q4 |
| 71662 | Small Rural | Q4 |
| 71663 | Small Rural | Q2 |
| 71665 | Urban | Q2 |
| 71666 | Isolated | Q2 |
| 71667 | Urban | Q4 |
| 71670 | Small Rural | Q2 |
| 71671 | Small Rural | Q3 |
| 71674 | Isolated | Q2 |
| 71675 | Small Rural | Q2 |
| 71676 | Small Rural | Q4 |
| 71677 | Small Rural | Q4 |
| 71678 | Urban | Q4 |
| 71701 | Large Rural | Q3 |
| 71711 | Large Rural | Q3 |

Appendix D. List of 5-Digit Zip Codes and Mapping to Urban and Socioeconomic Status Categories

| 5-Digit Zip Code | Rural/Urban Categorization | SES Quartile |
|------------------|----------------------------|--------------|
| 71720 | Large Rural | Q3 |
| 71721 | Isolated | Q3 |
| 71722 | Small Rural | Q3 |
| 71724 | Large Rural | Q1 |
| 71725 | Small Rural | Q3 |
| 71726 | Large Rural | Q2 |
| 71728 | Isolated | Q3 |
| 71730 | Large Rural | Q3 |
| 71731 | Large Rural | Q3 |
| 71740 | Large Rural | Q2 |
| 71742 | Small Rural | Q3 |
| 71743 | Isolated | Q3 |
| 71744 | Isolated | Q2 |
| 71745 | Isolated | Q2 |
| 71747 | Large Rural | Q2 |
| 71748 | Small Rural | Q3 |
| 71749 | Large Rural | Q2 |
| 71750 | Large Rural | Q3 |
| 71751 | Large Rural | Q1 |
| 71752 | Large Rural | Q4 |
| 71753 | Large Rural | Q3 |
| 71754 | Large Rural | Q3 |
| 71758 | Large Rural | Q2 |
| 71759 | Large Rural | Q2 |
| 71762 | Large Rural | Q3 |
| 71763 | Large Rural | Q2 |
| 71764 | Large Rural | Q3 |
| 71765 | Large Rural | Q2 |
| 71766 | Large Rural | Q3 |
| 71770 | Large Rural | Q3 |
| 71772 | Isolated | Q3 |
| 71801 | Small Rural | Q4 |
| 71802 | Small Rural | Q4 |
| 71820 | Urban | Q1 |
| 71822 | Urban | Q3 |
| 71823 | Isolated | Q1 |
| 71825 | Small Rural | Q2 |
| 71826 | Small Rural | Q4 |
| 71827 | Urban | Q2 |
| 71828 | Small Rural | Q2 |
| 71831 | Small Rural | Q2 |
| 71832 | Small Rural | Q3 |
| 71833 | Isolated | Q3 |
| 71834 | Urban | Q2 |

Appendix D. List of 5-Digit Zip Codes and Mapping to Urban and Socioeconomic Status Categories

| 5-Digit Zip Code | Rural/Urban Categorization | SES Quartile |
|------------------|----------------------------|--------------|
| 71835 | Small Rural | Q3 |
| 71836 | Small Rural | Q3 |
| 71837 | Urban | Q2 |
| 71838 | Small Rural | Q2 |
| 71839 | Urban | Q4 |
| 71840 | Urban | Q3 |
| 71841 | Small Rural | Q3 |
| 71842 | Small Rural | Q3 |
| 71845 | Urban | Q4 |
| 71846 | Isolated | Q2 |
| 71847 | Small Rural | Q3 |
| 71851 | Small Rural | Q3 |
| 71852 | Small Rural | Q4 |
| 71853 | Urban | Q1 |
| 71854 | Urban | Q3 |
| 71855 | Small Rural | Q2 |
| 71857 | Small Rural | Q3 |
| 71858 | Small Rural | Q2 |
| 71859 | Small Rural | Q1 |
| 71860 | Urban | Q3 |
| 71861 | Large Rural | Q2 |
| 71862 | Small Rural | Q2 |
| 71864 | Large Rural | Q3 |
| 71865 | Urban | Q3 |
| 71866 | Urban | Q2 |
| 71901 | Urban | Q4 |
| 71902 | Urban | Q4 |
| 71903 | Urban | Q3 |
| 71909 | Small Rural | Q1 |
| 71910 | Small Rural | Q1 |
| 71913 | Urban | Q3 |
| 71914 | Urban | Q3 |
| 71920 | Large Rural | Q3 |
| 71921 | Large Rural | Q3 |
| 71922 | Isolated | Q2 |
| 71923 | Large Rural | Q3 |
| 71929 | Urban | Q2 |
| 71932 | Small Rural | Q3 |
| 71933 | Urban | Q2 |
| 71935 | Isolated | Q2 |
| 71937 | Small Rural | Q3 |
| 71940 | Isolated | Q2 |
| 71941 | Urban | Q1 |
| 71942 | Large Rural | Q3 |

Appendix D. List of 5-Digit Zip Codes and Mapping to Urban and Socioeconomic Status Categories

| 5-Digit Zip Code | Rural/Urban Categorization | SES Quartile |
|------------------|----------------------------|--------------|
| 71943 | Isolated | Q3 |
| 71944 | Isolated | Q3 |
| 71945 | Small Rural | Q3 |
| 71949 | Small Rural | Q3 |
| 71950 | Isolated | Q2 |
| 71952 | Isolated | Q1 |
| 71953 | Small Rural | Q3 |
| 71956 | Urban | Q3 |
| 71957 | Urban | Q2 |
| 71958 | Isolated | Q3 |
| 71959 | Isolated | Q2 |
| 71960 | Isolated | Q3 |
| 71961 | Isolated | Q2 |
| 71962 | Large Rural | Q1 |
| 71964 | Urban | Q3 |
| 71965 | Isolated | Q3 |
| 71966 | Isolated | Q2 |
| 71968 | Urban | Q1 |
| 71969 | Isolated | Q2 |
| 71970 | Urban | Q2 |
| 71971 | Isolated | Q2 |
| 71972 | Small Rural | Q3 |
| 71973 | Isolated | Q4 |
| 71998 | Large Rural | Q1 |
| 71999 | Large Rural | Q1 |
| 72001 | Urban | Q2 |
| 72002 | Urban | Q2 |
| 72003 | Small Rural | Q2 |
| 72004 | Urban | Q4 |
| 72005 | Small Rural | Q3 |
| 72006 | Large Rural | Q4 |
| 72007 | Urban | Q2 |
| 72010 | Large Rural | Q3 |
| 72011 | Urban | Q2 |
| 72012 | Urban | Q3 |
| 72013 | Urban | Q3 |
| 72014 | Small Rural | Q4 |
| 72015 | Urban | Q3 |
| 72016 | Urban | Q1 |
| 72017 | Small Rural | Q3 |
| 72018 | Urban | Q3 |
| 72019 | Urban | Q1 |
| 72020 | Large Rural | Q3 |
| 72021 | Small Rural | Q4 |

Appendix D. List of 5-Digit Zip Codes and Mapping to Urban and Socioeconomic Status Categories

| 5-Digit Zip Code | Rural/Urban Categorization | SES Quartile |
|------------------|----------------------------|--------------|
| 72022 | Urban | Q2 |
| 72023 | Urban | Q2 |
| 72024 | Isolated | Q2 |
| 72025 | Urban | Q2 |
| 72026 | Small Rural | Q2 |
| 72027 | Small Rural | Q3 |
| 72028 | Isolated | Q3 |
| 72029 | Small Rural | Q4 |
| 72030 | Small Rural | Q2 |
| 72031 | Isolated | Q3 |
| 72032 | Urban | Q3 |
| 72033 | Urban | Q3 |
| 72034 | Urban | Q3 |
| 72035 | Urban | Q1 |
| 72036 | Isolated | Q4 |
| 72037 | Urban | Q3 |
| 72038 | Small Rural | Q1 |
| 72039 | Urban | Q3 |
| 72040 | Urban | Q3 |
| 72041 | Small Rural | Q3 |
| 72042 | Small Rural | Q3 |
| 72043 | Small Rural | Q4 |
| 72044 | Isolated | Q2 |
| 72045 | Urban | Q2 |
| 72046 | Urban | Q4 |
| 72047 | Urban | Q1 |
| 72048 | Small Rural | Q1 |
| 72051 | Isolated | Q3 |
| 72052 | Urban | Q2 |
| 72053 | Urban | Q3 |
| 72055 | Isolated | Q2 |
| 72057 | Urban | Q3 |
| 72058 | Urban | Q2 |
| 72059 | Large Rural | Q2 |
| 72060 | Large Rural | Q4 |
| 72061 | Urban | Q1 |
| 72063 | Small Rural | Q3 |
| 72064 | Isolated | Q3 |
| 72065 | Urban | Q1 |
| 72066 | Urban | Q3 |
| 72067 | Isolated | Q3 |
| 72068 | Large Rural | Q1 |
| 72069 | Small Rural | Q3 |
| 72070 | Urban | Q3 |

Appendix D. List of 5-Digit Zip Codes and Mapping to Urban and Socioeconomic Status Categories

| 5-Digit Zip Code | Rural/Urban Categorization | SES Quartile |
|------------------|----------------------------|--------------|
| 72072 | Urban | Q2 |
| 72073 | Small Rural | Q3 |
| 72074 | Isolated | Q2 |
| 72075 | Small Rural | Q4 |
| 72076 | Urban | Q3 |
| 72078 | Urban | Q3 |
| 72079 | Urban | Q3 |
| 72080 | Small Rural | Q1 |
| 72081 | Large Rural | Q3 |
| 72082 | Large Rural | Q4 |
| 72083 | Urban | Q3 |
| 72084 | Urban | Q2 |
| 72085 | Large Rural | Q3 |
| 72086 | Urban | Q2 |
| 72087 | Urban | Q1 |
| 72088 | Urban | Q1 |
| 72089 | Urban | Q2 |
| 72099 | Urban | Q1 |
| 72101 | Isolated | Q4 |
| 72102 | Urban | Q2 |
| 72103 | Urban | Q3 |
| 72104 | Urban | Q3 |
| 72105 | Urban | Q3 |
| 72106 | Urban | Q2 |
| 72107 | Urban | Q2 |
| 72108 | Small Rural | Q1 |
| 72110 | Small Rural | Q4 |
| 72111 | Urban | Q1 |
| 72112 | Small Rural | Q4 |
| 72113 | Urban | Q2 |
| 72114 | Urban | Q4 |
| 72115 | Urban | Q4 |
| 72116 | Urban | Q1 |
| 72117 | Urban | Q4 |
| 72118 | Urban | Q3 |
| 72119 | Urban | Missing |
| 72120 | Urban | Q1 |
| 72121 | Large Rural | Q2 |
| 72122 | Urban | Q1 |
| 72123 | Isolated | Q4 |
| 72124 | Urban | Q1 |
| 72125 | Urban | Q2 |
| 72126 | Urban | Q2 |
| 72127 | Urban | Q3 |

Appendix D. List of 5-Digit Zip Codes and Mapping to Urban and Socioeconomic Status Categories

| 5-Digit Zip Code | Rural/Urban Categorization | SES Quartile |
|------------------|----------------------------|--------------|
| 72128 | Urban | Q3 |
| 72129 | Urban | Q2 |
| 72130 | Isolated | Q1 |
| 72131 | Urban | Q2 |
| 72132 | Urban | Q2 |
| 72133 | Small Rural | Q3 |
| 72134 | Small Rural | Q2 |
| 72135 | Urban | Q1 |
| 72136 | Urban | Q3 |
| 72137 | Large Rural | Q2 |
| 72139 | Large Rural | Q4 |
| 72140 | Small Rural | Q1 |
| 72141 | Isolated | Q3 |
| 72142 | Urban | Q1 |
| 72143 | Large Rural | Q2 |
| 72145 | Large Rural | Q2 |
| 72149 | Large Rural | Missing |
| 72150 | Urban | Q2 |
| 72152 | Urban | Q2 |
| 72153 | Isolated | Q3 |
| 72156 | Small Rural | Q3 |
| 72157 | Small Rural | Q2 |
| 72158 | Urban | Q3 |
| 72160 | Small Rural | Q3 |
| 72164 | Urban | Q3 |
| 72165 | Large Rural | Q2 |
| 72166 | Isolated | Q3 |
| 72167 | Urban | Q1 |
| 72168 | Isolated | Q2 |
| 72169 | Small Rural | Q2 |
| 72170 | Isolated | Q3 |
| 72173 | Urban | Q1 |
| 72175 | Urban | Q4 |
| 72176 | Urban | Q3 |
| 72178 | Large Rural | Q2 |
| 72179 | Isolated | Q2 |
| 72180 | Urban | Q1 |
| 72181 | Urban | Q1 |
| 72182 | Isolated | Q2 |
| 72183 | Urban | Q3 |
| 72190 | Urban | Q1 |
| 72199 | Urban | Q2 |
| 72201 | Urban | Q2 |
| 72202 | Urban | Q4 |

Appendix D. List of 5-Digit Zip Codes and Mapping to Urban and Socioeconomic Status Categories

| 5-Digit Zip Code | Rural/Urban Categorization | SES Quartile |
|------------------|----------------------------|--------------|
| 72203 | Urban | Q4 |
| 72204 | Urban | Q4 |
| 72205 | Urban | Q2 |
| 72206 | Urban | Q3 |
| 72207 | Urban | Q1 |
| 72209 | Urban | Q4 |
| 72210 | Urban | Q3 |
| 72211 | Urban | Q2 |
| 72212 | Urban | Q1 |
| 72214 | Urban | Q4 |
| 72215 | Urban | Q2 |
| 72216 | Urban | Q3 |
| 72217 | Urban | Q1 |
| 72219 | Urban | Q4 |
| 72221 | Urban | Q2 |
| 72222 | Urban | Q2 |
| 72223 | Urban | Q1 |
| 72225 | Urban | Q2 |
| 72227 | Urban | Q2 |
| 72231 | Urban | Q4 |
| 72255 | Urban | Q2 |
| 72260 | Urban | Q3 |
| 72295 | Urban | Q3 |
| 72301 | Urban | Q4 |
| 72303 | Urban | Q4 |
| 72310 | Large Rural | Q4 |
| 72311 | Small Rural | Q3 |
| 72312 | Large Rural | Q2 |
| 72313 | Urban | Q3 |
| 72315 | Large Rural | Q4 |
| 72316 | Large Rural | Q4 |
| 72319 | Large Rural | Q4 |
| 72320 | Isolated | Q3 |
| 72321 | Large Rural | Q2 |
| 72322 | Large Rural | Q4 |
| 72324 | Isolated | Q2 |
| 72325 | Urban | Q1 |
| 72326 | Large Rural | Q3 |
| 72327 | Urban | Q4 |
| 72328 | Large Rural | Q1 |
| 72329 | Small Rural | Q3 |
| 72330 | Isolated | Q3 |
| 72331 | Urban | Q4 |
| 72332 | Urban | Q4 |

Appendix D. List of 5-Digit Zip Codes and Mapping to Urban and Socioeconomic Status Categories

| 5-Digit Zip Code | Rural/Urban Categorization | SES Quartile |
|------------------|----------------------------|--------------|
| 72333 | Large Rural | Q4 |
| 72335 | Large Rural | Q4 |
| 72336 | Large Rural | Q4 |
| 72338 | Isolated | Missing |
| 72339 | Urban | Q3 |
| 72340 | Isolated | Q2 |
| 72341 | Isolated | Q3 |
| 72342 | Large Rural | Q4 |
| 72346 | Urban | Q3 |
| 72347 | Isolated | Q2 |
| 72348 | Urban | Q4 |
| 72350 | Isolated | Q4 |
| 72351 | Small Rural | Q4 |
| 72352 | Large Rural | Q3 |
| 72353 | Large Rural | Q3 |
| 72354 | Urban | Q4 |
| 72355 | Large Rural | Q3 |
| 72358 | Small Rural | Q4 |
| 72359 | Large Rural | Q4 |
| 72360 | Small Rural | Q4 |
| 72364 | Urban | Q3 |
| 72365 | Isolated | Q4 |
| 72366 | Large Rural | Q4 |
| 72367 | Large Rural | Q4 |
| 72368 | Large Rural | Q3 |
| 72369 | Large Rural | Q3 |
| 72370 | Small Rural | Q4 |
| 72372 | Isolated | Q2 |
| 72373 | Urban | Q4 |
| 72374 | Large Rural | Q2 |
| 72376 | Urban | Q2 |
| 72377 | Urban | Q1 |
| 72379 | Isolated | Q2 |
| 72383 | Large Rural | Q1 |
| 72384 | Urban | Q4 |
| 72386 | Urban | Q3 |
| 72387 | Small Rural | Q3 |
| 72389 | Large Rural | Q4 |
| 72390 | Large Rural | Q4 |
| 72391 | Small Rural | Q4 |
| 72392 | Isolated | Q3 |
| 72394 | Urban | Q4 |
| 72395 | Small Rural | Q4 |
| 72396 | Small Rural | Q3 |

Appendix D. List of 5-Digit Zip Codes and Mapping to Urban and Socioeconomic Status Categories

| 5-Digit Zip Code | Rural/Urban Categorization | SES Quartile |
|------------------|----------------------------|--------------|
| 72401 | Urban | Q4 |
| 72402 | Urban | Q4 |
| 72403 | Urban | Q4 |
| 72404 | Urban | Q2 |
| 72410 | Urban | Q3 |
| 72411 | Urban | Q3 |
| 72412 | Large Rural | Q1 |
| 72413 | Isolated | Q2 |
| 72414 | Isolated | Q2 |
| 72415 | Isolated | Q2 |
| 72416 | Urban | Q2 |
| 72417 | Urban | Q2 |
| 72419 | Isolated | Q3 |
| 72421 | Urban | Q3 |
| 72422 | Small Rural | Q3 |
| 72424 | Isolated | Q3 |
| 72425 | Large Rural | Q3 |
| 72426 | Large Rural | Q2 |
| 72427 | Urban | Q2 |
| 72428 | Small Rural | Q3 |
| 72429 | Urban | Q1 |
| 72430 | Large Rural | Q3 |
| 72431 | Small Rural | Q3 |
| 72432 | Urban | Q3 |
| 72433 | Small Rural | Q3 |
| 72434 | Isolated | Q3 |
| 72435 | Isolated | Q3 |
| 72436 | Large Rural | Q2 |
| 72437 | Urban | Q3 |
| 72438 | Small Rural | Q3 |
| 72440 | Isolated | Q2 |
| 72441 | Large Rural | Q2 |
| 72442 | Small Rural | Q4 |
| 72443 | Large Rural | Q2 |
| 72444 | Isolated | Q3 |
| 72445 | Urban | Q1 |
| 72447 | Isolated | Q1 |
| 72449 | Isolated | Q3 |
| 72450 | Large Rural | Q3 |
| 72451 | Large Rural | Q3 |
| 72453 | Isolated | Q1 |
| 72454 | Small Rural | Q3 |
| 72455 | Small Rural | Q3 |
| 72456 | Large Rural | Q2 |

Appendix D. List of 5-Digit Zip Codes and Mapping to Urban and Socioeconomic Status Categories

| 5-Digit Zip Code | Rural/Urban Categorization | SES Quartile |
|------------------|----------------------------|--------------|
| 72457 | Isolated | Q3 |
| 72458 | Isolated | Q2 |
| 72459 | Isolated | Q2 |
| 72460 | Small Rural | Q1 |
| 72461 | Large Rural | Q3 |
| 72462 | Isolated | Q4 |
| 72464 | Large Rural | Q4 |
| 72465 | Small Rural | Q3 |
| 72466 | Isolated | Q2 |
| 72467 | Urban | Q1 |
| 72469 | Isolated | Q3 |
| 72470 | Isolated | Q3 |
| 72471 | Small Rural | Q3 |
| 72472 | Urban | Q4 |
| 72473 | Small Rural | Q3 |
| 72474 | Large Rural | Q3 |
| 72475 | Urban | Q2 |
| 72476 | Small Rural | Q3 |
| 72478 | Small Rural | Q1 |
| 72479 | Urban | Q2 |
| 72482 | Isolated | Q2 |
| 72501 | Large Rural | Q3 |
| 72503 | Large Rural | Q3 |
| 72512 | Isolated | Q3 |
| 72513 | Isolated | Q3 |
| 72515 | Isolated | Q2 |
| 72517 | Isolated | Q2 |
| 72519 | Isolated | Q3 |
| 72520 | Isolated | Q4 |
| 72521 | Large Rural | Q3 |
| 72522 | Large Rural | Q1 |
| 72523 | Isolated | Q3 |
| 72524 | Large Rural | Q2 |
| 72525 | Small Rural | Q2 |
| 72526 | Large Rural | Q1 |
| 72527 | Large Rural | Q1 |
| 72528 | Isolated | Q1 |
| 72529 | Small Rural | Q2 |
| 72530 | Isolated | Q2 |
| 72531 | Isolated | Q1 |
| 72532 | Large Rural | Q3 |
| 72533 | Isolated | Q2 |
| 72534 | Large Rural | Q2 |
| 72536 | Isolated | Q2 |

Appendix D. List of 5-Digit Zip Codes and Mapping to Urban and Socioeconomic Status Categories

| 5-Digit Zip Code | Rural/Urban Categorization | SES Quartile |
|------------------|----------------------------|--------------|
| 72537 | Large Rural | Q3 |
| 72538 | Isolated | Q2 |
| 72539 | Isolated | Q1 |
| 72540 | Isolated | Q2 |
| 72542 | Isolated | Q3 |
| 72543 | Small Rural | Q2 |
| 72544 | Large Rural | Q1 |
| 72545 | Small Rural | Q2 |
| 72546 | Isolated | Q2 |
| 72550 | Large Rural | Q3 |
| 72553 | Large Rural | Q2 |
| 72554 | Isolated | Q3 |
| 72555 | Isolated | Q1 |
| 72556 | Isolated | Q3 |
| 72560 | Isolated | Q3 |
| 72561 | Isolated | Q1 |
| 72562 | Large Rural | Q3 |
| 72564 | Large Rural | Q4 |
| 72565 | Isolated | Q3 |
| 72566 | Isolated | Q1 |
| 72567 | Isolated | Q4 |
| 72568 | Large Rural | Q3 |
| 72569 | Large Rural | Q1 |
| 72571 | Large Rural | Q3 |
| 72572 | Isolated | Q2 |
| 72573 | Isolated | Q1 |
| 72575 | Large Rural | Q3 |
| 72576 | Isolated | Q3 |
| 72577 | Large Rural | Q3 |
| 72578 | Isolated | Q1 |
| 72579 | Large Rural | Q3 |
| 72581 | Isolated | Q2 |
| 72583 | Isolated | Q2 |
| 72584 | Isolated | Q1 |
| 72585 | Isolated | Q1 |
| 72587 | Isolated | Q2 |
| 72601 | Large Rural | Q3 |
| 72602 | Large Rural | Q3 |
| 72611 | Small Rural | Q2 |
| 72613 | Isolated | Q2 |
| 72615 | Large Rural | Q3 |
| 72616 | Small Rural | Q3 |
| 72617 | Large Rural | Q3 |
| 72619 | Large Rural | Q2 |

Appendix D. List of 5-Digit Zip Codes and Mapping to Urban and Socioeconomic Status Categories

| 5-Digit Zip Code | Rural/Urban Categorization | SES Quartile |
|------------------|----------------------------|--------------|
| 72623 | Large Rural | Q1 |
| 72624 | Large Rural | Q2 |
| 72626 | Large Rural | Q2 |
| 72628 | Isolated | Q2 |
| 72629 | Urban | Q3 |
| 72630 | Large Rural | Q2 |
| 72631 | Isolated | Q1 |
| 72632 | Isolated | Q2 |
| 72633 | Large Rural | Q1 |
| 72634 | Large Rural | Q3 |
| 72635 | Large Rural | Q3 |
| 72636 | Large Rural | Q1 |
| 72638 | Small Rural | Q3 |
| 72639 | Isolated | Q3 |
| 72640 | Large Rural | Q3 |
| 72641 | Large Rural | Q3 |
| 72642 | Large Rural | Q1 |
| 72644 | Large Rural | Q4 |
| 72645 | Isolated | Q3 |
| 72648 | Large Rural | Q2 |
| 72650 | Isolated | Q3 |
| 72651 | Large Rural | Q4 |
| 72653 | Large Rural | Q2 |
| 72654 | Large Rural | Q2 |
| 72655 | Isolated | Q1 |
| 72657 | Isolated | Q2 |
| 72658 | Large Rural | Q2 |
| 72659 | Large Rural | Q2 |
| 72660 | Small Rural | Q2 |
| 72661 | Large Rural | Q1 |
| 72662 | Large Rural | Q2 |
| 72663 | Isolated | Q2 |
| 72666 | Isolated | Q1 |
| 72668 | Large Rural | Q2 |
| 72669 | Large Rural | Q3 |
| 72670 | Isolated | Q1 |
| 72672 | Isolated | Q4 |
| 72675 | Large Rural | Q1 |
| 72677 | Isolated | Q4 |
| 72679 | Large Rural | Q1 |
| 72680 | Isolated | Q2 |
| 72682 | Isolated | Q1 |
| 72683 | Isolated | Q2 |
| 72685 | Large Rural | Q1 |

Appendix D. List of 5-Digit Zip Codes and Mapping to Urban and Socioeconomic Status Categories

| 5-Digit Zip Code | Rural/Urban Categorization | SES Quartile |
|------------------|----------------------------|--------------|
| 72686 | Large Rural | Q1 |
| 72687 | Isolated | Q3 |
| 72701 | Urban | Q3 |
| 72702 | Urban | Q3 |
| 72703 | Urban | Q3 |
| 72704 | Urban | Q2 |
| 72711 | Urban | Q3 |
| 72712 | Urban | Q2 |
| 72714 | Urban | Q1 |
| 72715 | Urban | Q1 |
| 72716 | Urban | Q2 |
| 72717 | Urban | Q2 |
| 72718 | Urban | Q1 |
| 72719 | Urban | Q2 |
| 72721 | Urban | Q2 |
| 72722 | Urban | Q3 |
| 72727 | Urban | Q2 |
| 72728 | Urban | Q2 |
| 72729 | Urban | Q2 |
| 72730 | Urban | Q2 |
| 72732 | Urban | Q2 |
| 72733 | Urban | Q2 |
| 72734 | Large Rural | Q2 |
| 72735 | Urban | Q2 |
| 72736 | Urban | Q2 |
| 72737 | Urban | Q3 |
| 72738 | Urban | Q2 |
| 72739 | Urban | Q2 |
| 72740 | Urban | Q3 |
| 72741 | Urban | Q3 |
| 72742 | Urban | Q3 |
| 72744 | Urban | Q3 |
| 72745 | Urban | Q2 |
| 72747 | Urban | Q1 |
| 72749 | Urban | Q1 |
| 72751 | Urban | Q1 |
| 72752 | Urban | Q3 |
| 72753 | Urban | Q2 |
| 72756 | Urban | Q3 |
| 72757 | Urban | Q3 |
| 72758 | Urban | Q2 |
| 72760 | Urban | Q3 |
| 72761 | Large Rural | Q3 |
| 72762 | Urban | Q2 |

Appendix D. List of 5-Digit Zip Codes and Mapping to Urban and Socioeconomic Status Categories

| 5-Digit Zip Code | Rural/Urban Categorization | SES Quartile |
|------------------|----------------------------|--------------|
| 72764 | Urban | Q4 |
| 72765 | Urban | Q4 |
| 72766 | Urban | Q2 |
| 72768 | Urban | Q3 |
| 72769 | Urban | Q1 |
| 72770 | Urban | Q2 |
| 72773 | Urban | Q3 |
| 72774 | Urban | Q2 |
| 72776 | Urban | Q3 |
| 72801 | Large Rural | Q4 |
| 72802 | Large Rural | Q2 |
| 72811 | Large Rural | Q4 |
| 72812 | Large Rural | Q2 |
| 72820 | Small Rural | Q3 |
| 72821 | Small Rural | Q3 |
| 72823 | Large Rural | Q2 |
| 72824 | Large Rural | Q3 |
| 72826 | Urban | Q3 |
| 72827 | Large Rural | Q2 |
| 72828 | Large Rural | Q1 |
| 72829 | Large Rural | Q3 |
| 72830 | Small Rural | Q3 |
| 72832 | Small Rural | Q3 |
| 72833 | Large Rural | Q3 |
| 72834 | Large Rural | Q3 |
| 72835 | Large Rural | Q2 |
| 72837 | Large Rural | Q2 |
| 72838 | Large Rural | Q1 |
| 72839 | Small Rural | Q3 |
| 72840 | Small Rural | Q3 |
| 72841 | Isolated | Q1 |
| 72842 | Large Rural | Q2 |
| 72843 | Large Rural | Q3 |
| 72845 | Small Rural | Q2 |
| 72846 | Small Rural | Q2 |
| 72847 | Large Rural | Q3 |
| 72851 | Large Rural | Q1 |
| 72852 | Small Rural | Q2 |
| 72853 | Large Rural | Q4 |
| 72854 | Small Rural | Q2 |
| 72855 | Small Rural | Q3 |
| 72856 | Large Rural | Q2 |
| 72857 | Large Rural | Q2 |
| 72858 | Large Rural | Q2 |

Appendix D. List of 5-Digit Zip Codes and Mapping to Urban and Socioeconomic Status Categories

| 5-Digit Zip Code | Rural/Urban Categorization | SES Quartile |
|------------------|----------------------------|--------------|
| 72860 | Large Rural | Q1 |
| 72863 | Large Rural | Q3 |
| 72865 | Large Rural | Q3 |
| 72901 | Urban | Q4 |
| 72902 | Urban | Q4 |
| 72903 | Urban | Q3 |
| 72904 | Urban | Q4 |
| 72905 | Urban | Q3 |
| 72906 | Urban | Q3 |
| 72908 | Urban | Q3 |
| 72913 | Urban | Q3 |
| 72914 | Urban | Q4 |
| 72916 | Urban | Q1 |
| 72917 | Urban | Q3 |
| 72918 | Urban | Q3 |
| 72919 | Urban | Q3 |
| 72921 | Urban | Q2 |
| 72923 | Urban | Q3 |
| 72926 | Isolated | Q3 |
| 72927 | Small Rural | Q3 |
| 72928 | Urban | Q3 |
| 72930 | Urban | Q2 |
| 72932 | Urban | Q2 |
| 72933 | Urban | Q2 |
| 72934 | Urban | Q3 |
| 72935 | Urban | Q3 |
| 72936 | Urban | Q2 |
| 72937 | Urban | Q2 |
| 72938 | Urban | Q2 |
| 72940 | Urban | Q2 |
| 72941 | Urban | Q2 |
| 72943 | Urban | Q3 |
| 72944 | Urban | Q2 |
| 72945 | Urban | Q3 |
| 72946 | Urban | Q2 |
| 72947 | Urban | Q3 |
| 72948 | Urban | Q1 |
| 72949 | Small Rural | Q3 |
| 72950 | Isolated | Q2 |
| 72951 | Small Rural | Q2 |
| 72952 | Urban | Q2 |
| 72955 | Urban | Q4 |
| 72956 | Urban | Q3 |
| 72957 | Urban | Q3 |

Appendix D. List of 5-Digit Zip Codes and Mapping to Urban and Socioeconomic Status Categories

| 5-Digit Zip Code | Rural/Urban Categorization | SES Quartile |
|------------------|----------------------------|--------------|
| 72958 | Small Rural | Q4 |
| 72959 | Urban | Q2 |
| 73001 | Isolated | Q2 |
| 73002 | Large Rural | Q2 |
| 73003 | Urban | Q2 |
| 73004 | Urban | Q1 |
| 73005 | Small Rural | Q4 |
| 73006 | Urban | Q3 |
| 73007 | Urban | Q1 |
| 73008 | Urban | Q3 |
| 73009 | Isolated | Q2 |
| 73010 | Urban | Q1 |
| 73011 | Large Rural | Q2 |
| 73012 | Urban | Q1 |
| 73013 | Urban | Q1 |
| 73014 | Urban | Q2 |
| 73015 | Isolated | Q3 |
| 73016 | Urban | Q1 |
| 73017 | Urban | Q2 |
| 73018 | Large Rural | Q3 |
| 73019 | Urban | Missing |
| 73020 | Urban | Q1 |
| 73021 | Large Rural | Q1 |
| 73022 | Urban | Q3 |
| 73023 | Large Rural | Q3 |
| 73024 | Large Rural | Q2 |
| 73025 | Urban | Q1 |
| 73026 | Urban | Q1 |
| 73027 | Urban | Q2 |
| 73028 | Urban | Q2 |
| 73029 | Urban | Q2 |
| 73030 | Small Rural | Q2 |
| 73031 | Urban | Q1 |
| 73032 | Small Rural | Q2 |
| 73033 | Large Rural | Q4 |
| 73034 | Urban | Q1 |
| 73036 | Urban | Q3 |
| 73038 | Isolated | Q2 |
| 73039 | Small Rural | Q2 |
| 73040 | Isolated | Q3 |
| 73041 | Isolated | Q1 |
| 73042 | Small Rural | Q2 |
| 73043 | Small Rural | Q1 |
| 73044 | Urban | Q3 |

Appendix D. List of 5-Digit Zip Codes and Mapping to Urban and Socioeconomic Status Categories

| 5-Digit Zip Code | Rural/Urban Categorization | SES Quartile |
|------------------|----------------------------|--------------|
| 73045 | Urban | Q2 |
| 73047 | Isolated | Q3 |
| 73048 | Large Rural | Q1 |
| 73049 | Urban | Q2 |
| 73050 | Urban | Q3 |
| 73051 | Urban | Q2 |
| 73052 | Urban | Q2 |
| 73053 | Isolated | Q2 |
| 73054 | Urban | Q2 |
| 73055 | Large Rural | Q2 |
| 73056 | Urban | Q2 |
| 73057 | Isolated | Q2 |
| 73058 | Urban | Q2 |
| 73059 | Urban | Q2 |
| 73061 | Large Rural | Q1 |
| 73062 | Isolated | Q3 |
| 73063 | Urban | Q3 |
| 73064 | Urban | Q1 |
| 73065 | Urban | Q1 |
| 73066 | Urban | Q4 |
| 73067 | Large Rural | Q2 |
| 73068 | Urban | Q3 |
| 73069 | Urban | Q3 |
| 73070 | Urban | Q3 |
| 73071 | Urban | Q3 |
| 73072 | Urban | Q2 |
| 73073 | Urban | Q1 |
| 73074 | Small Rural | Q1 |
| 73075 | Small Rural | Q3 |
| 73077 | Small Rural | Q2 |
| 73078 | Urban | Q1 |
| 73079 | Urban | Q1 |
| 73080 | Urban | Q2 |
| 73082 | Large Rural | Q3 |
| 73083 | Urban | Q1 |
| 73084 | Urban | Q3 |
| 73085 | Urban | Q1 |
| 73086 | Small Rural | Q3 |
| 73089 | Urban | Q1 |
| 73090 | Urban | Q1 |
| 73092 | Large Rural | Q2 |
| 73093 | Urban | Q1 |
| 73095 | Urban | Q2 |
| 73096 | Large Rural | Q3 |

Appendix D. List of 5-Digit Zip Codes and Mapping to Urban and Socioeconomic Status Categories

| 5-Digit Zip Code | Rural/Urban Categorization | SES Quartile |
|------------------|----------------------------|--------------|
| 73097 | Urban | Q1 |
| 73098 | Isolated | Q2 |
| 73099 | Urban | Q1 |
| 73101 | Urban | Q4 |
| 73102 | Urban | Q4 |
| 73103 | Urban | Q3 |
| 73104 | Urban | Q3 |
| 73105 | Urban | Q4 |
| 73106 | Urban | Q4 |
| 73107 | Urban | Q4 |
| 73108 | Urban | Q4 |
| 73109 | Urban | Q4 |
| 73110 | Urban | Q4 |
| 73111 | Urban | Q4 |
| 73112 | Urban | Q3 |
| 73113 | Urban | Q4 |
| 73114 | Urban | Q4 |
| 73115 | Urban | Q3 |
| 73116 | Urban | Q1 |
| 73117 | Urban | Q4 |
| 73118 | Urban | Q3 |
| 73119 | Urban | Q4 |
| 73120 | Urban | Q2 |
| 73121 | Urban | Q2 |
| 73122 | Urban | Q3 |
| 73123 | Urban | Q3 |
| 73124 | Urban | Q4 |
| 73125 | Urban | Q4 |
| 73126 | Urban | Q4 |
| 73127 | Urban | Q4 |
| 73128 | Urban | Q2 |
| 73129 | Urban | Q4 |
| 73130 | Urban | Q2 |
| 73131 | Urban | Q1 |
| 73132 | Urban | Q3 |
| 73134 | Urban | Q2 |
| 73135 | Urban | Q3 |
| 73136 | Urban | Q4 |
| 73137 | Urban | Q4 |
| 73139 | Urban | Q4 |
| 73140 | Urban | Q4 |
| 73141 | Urban | Q4 |
| 73142 | Urban | Q1 |
| 73143 | Urban | Q4 |

Appendix D. List of 5-Digit Zip Codes and Mapping to Urban and Socioeconomic Status Categories

| 5-Digit Zip Code | Rural/Urban Categorization | SES Quartile |
|------------------|----------------------------|--------------|
| 73144 | Urban | Q4 |
| 73145 | Urban | Q1 |
| 73146 | Urban | Q4 |
| 73147 | Urban | Q4 |
| 73148 | Urban | Q4 |
| 73149 | Urban | Q4 |
| 73150 | Urban | Q1 |
| 73151 | Urban | Q1 |
| 73152 | Urban | Q4 |
| 73153 | Urban | Q2 |
| 73154 | Urban | Q3 |
| 73155 | Urban | Q3 |
| 73156 | Urban | Q2 |
| 73157 | Urban | Q3 |
| 73159 | Urban | Q3 |
| 73160 | Urban | Q2 |
| 73162 | Urban | Q1 |
| 73163 | Urban | Q4 |
| 73164 | Urban | Q4 |
| 73165 | Urban | Q1 |
| 73167 | Urban | Q4 |
| 73169 | Urban | Q1 |
| 73170 | Urban | Q1 |
| 73172 | Urban | Q1 |
| 73173 | Urban | Q1 |
| 73178 | Urban | Q3 |
| 73179 | Urban | Q1 |
| 73184 | Urban | Q4 |
| 73189 | Urban | Q3 |
| 73190 | Urban | Q3 |
| 73194 | Urban | Q4 |
| 73195 | Urban | Q3 |
| 73196 | Urban | Q4 |
| 73301 | Urban | Q3 |
| 73344 | Urban | Q4 |
| 73401 | Large Rural | Q3 |
| 73402 | Large Rural | Q3 |
| 73403 | Large Rural | Q3 |
| 73425 | Large Rural | Q2 |
| 73430 | Isolated | Q1 |
| 73432 | Isolated | Q2 |
| 73433 | Isolated | Q2 |
| 73434 | Isolated | Q2 |
| 73435 | Isolated | Q2 |

Appendix D. List of 5-Digit Zip Codes and Mapping to Urban and Socioeconomic Status Categories

| 5-Digit Zip Code | Rural/Urban Categorization | SES Quartile |
|------------------|----------------------------|--------------|
| 73436 | Large Rural | Q3 |
| 73437 | Isolated | Q1 |
| 73438 | Isolated | Q2 |
| 73439 | Isolated | Q3 |
| 73440 | Small Rural | Q1 |
| 73441 | Isolated | Q2 |
| 73442 | Large Rural | Q1 |
| 73443 | Large Rural | Q2 |
| 73444 | Large Rural | Q2 |
| 73446 | Small Rural | Q3 |
| 73447 | Isolated | Q3 |
| 73448 | Isolated | Q2 |
| 73449 | Large Rural | Q2 |
| 73450 | Isolated | Q2 |
| 73453 | Isolated | Q1 |
| 73455 | Isolated | Q2 |
| 73456 | Isolated | Q3 |
| 73458 | Large Rural | Q3 |
| 73459 | Isolated | Q2 |
| 73460 | Isolated | Q3 |
| 73461 | Isolated | Q3 |
| 73463 | Large Rural | Q2 |
| 73481 | Isolated | Q2 |
| 73487 | Large Rural | Q3 |
| 73488 | Isolated | Q2 |
| 73491 | Large Rural | Q2 |
| 73501 | Urban | Q4 |
| 73502 | Urban | Q4 |
| 73503 | Urban | Q2 |
| 73505 | Urban | Q3 |
| 73506 | Urban | Q3 |
| 73507 | Urban | Q3 |
| 73520 | Isolated | Q2 |
| 73521 | Large Rural | Q3 |
| 73522 | Large Rural | Q3 |
| 73523 | Large Rural | Q3 |
| 73526 | Large Rural | Q2 |
| 73527 | Urban | Q2 |
| 73528 | Urban | Q3 |
| 73529 | Large Rural | Q2 |
| 73530 | Isolated | Q3 |
| 73531 | Urban | Q2 |
| 73532 | Large Rural | Q1 |
| 73533 | Large Rural | Q3 |

Appendix D. List of 5-Digit Zip Codes and Mapping to Urban and Socioeconomic Status Categories

| 5-Digit Zip Code | Rural/Urban Categorization | SES Quartile |
|------------------|----------------------------|--------------|
| 73534 | Large Rural | Q3 |
| 73536 | Large Rural | Q3 |
| 73537 | Large Rural | Q3 |
| 73538 | Urban | Q1 |
| 73539 | Large Rural | Q1 |
| 73540 | Urban | Q2 |
| 73541 | Urban | Q1 |
| 73542 | Small Rural | Q3 |
| 73543 | Urban | Q2 |
| 73544 | Isolated | Q2 |
| 73546 | Urban | Q3 |
| 73547 | Isolated | Q2 |
| 73548 | Isolated | Q1 |
| 73549 | Large Rural | Q2 |
| 73550 | Isolated | Q3 |
| 73551 | Isolated | Q2 |
| 73552 | Urban | Q1 |
| 73553 | Urban | Q1 |
| 73554 | Small Rural | Q3 |
| 73555 | Isolated | Q4 |
| 73556 | Large Rural | Q2 |
| 73557 | Urban | Q2 |
| 73558 | Urban | Q4 |
| 73559 | Isolated | Q2 |
| 73560 | Large Rural | Q2 |
| 73561 | Isolated | Q3 |
| 73562 | Urban | Q2 |
| 73564 | Isolated | Q2 |
| 73565 | Isolated | Q3 |
| 73566 | Isolated | Q2 |
| 73567 | Urban | Q3 |
| 73568 | Urban | Q4 |
| 73569 | Isolated | Q3 |
| 73570 | Isolated | Q3 |
| 73571 | Isolated | Q1 |
| 73572 | Urban | Q3 |
| 73573 | Isolated | Q3 |
| 73601 | Small Rural | Q3 |
| 73620 | Small Rural | Q1 |
| 73622 | Large Rural | Q2 |
| 73624 | Large Rural | Q3 |
| 73625 | Isolated | Q2 |
| 73626 | Large Rural | Q2 |
| 73627 | Small Rural | Q1 |

Appendix D. List of 5-Digit Zip Codes and Mapping to Urban and Socioeconomic Status Categories

| 5-Digit Zip Code | Rural/Urban Categorization | SES Quartile |
|------------------|----------------------------|--------------|
| 73628 | Isolated | Q2 |
| 73632 | Small Rural | Q2 |
| 73638 | Isolated | Q2 |
| 73639 | Isolated | Q2 |
| 73641 | Isolated | Q2 |
| 73642 | Isolated | Q1 |
| 73644 | Large Rural | Q2 |
| 73645 | Isolated | Q3 |
| 73646 | Isolated | Q2 |
| 73647 | Large Rural | Q1 |
| 73648 | Large Rural | Q2 |
| 73650 | Isolated | Q2 |
| 73651 | Small Rural | Q3 |
| 73654 | Isolated | Q1 |
| 73655 | Isolated | Q2 |
| 73658 | Isolated | Q1 |
| 73659 | Isolated | Q1 |
| 73660 | Isolated | Q1 |
| 73661 | Isolated | Q1 |
| 73662 | Small Rural | Q3 |
| 73663 | Isolated | Q2 |
| 73664 | Isolated | Q3 |
| 73666 | Isolated | Q2 |
| 73667 | Isolated | Q1 |
| 73668 | Isolated | Q3 |
| 73669 | Isolated | Q2 |
| 73673 | Isolated | Q1 |
| 73701 | Large Rural | Q4 |
| 73702 | Large Rural | Q4 |
| 73703 | Large Rural | Q1 |
| 73705 | Large Rural | Q1 |
| 73706 | Large Rural | Q1 |
| 73716 | Large Rural | Q1 |
| 73717 | Small Rural | Q2 |
| 73718 | Large Rural | Q1 |
| 73719 | Isolated | Q1 |
| 73720 | Large Rural | Q1 |
| 73722 | Isolated | Q1 |
| 73724 | Isolated | Q2 |
| 73726 | Large Rural | Q2 |
| 73727 | Large Rural | Q1 |
| 73728 | Isolated | Q2 |
| 73729 | Large Rural | Q1 |
| 73730 | Large Rural | Q2 |

Appendix D. List of 5-Digit Zip Codes and Mapping to Urban and Socioeconomic Status Categories

| 5-Digit Zip Code | Rural/Urban Categorization | SES Quartile |
|------------------|----------------------------|--------------|
| 73731 | Isolated | Q1 |
| 73733 | Large Rural | Q1 |
| 73734 | Small Rural | Q2 |
| 73735 | Large Rural | Q3 |
| 73736 | Large Rural | Q1 |
| 73737 | Isolated | Q3 |
| 73738 | Large Rural | Q2 |
| 73739 | Large Rural | Q2 |
| 73741 | Large Rural | Q2 |
| 73742 | Isolated | Q2 |
| 73743 | Large Rural | Q1 |
| 73744 | Small Rural | Q2 |
| 73746 | Isolated | Q1 |
| 73747 | Isolated | Q3 |
| 73749 | Isolated | Q2 |
| 73750 | Small Rural | Q1 |
| 73753 | Large Rural | Q1 |
| 73754 | Large Rural | Q1 |
| 73755 | Isolated | Q2 |
| 73756 | Small Rural | Q1 |
| 73757 | Large Rural | Q1 |
| 73758 | Isolated | Q1 |
| 73759 | Isolated | Q2 |
| 73760 | Large Rural | Q2 |
| 73761 | Large Rural | Q1 |
| 73762 | Urban | Q1 |
| 73763 | Isolated | Q1 |
| 73764 | Small Rural | Q1 |
| 73766 | Large Rural | Q2 |
| 73768 | Large Rural | Q1 |
| 73770 | Isolated | Q1 |
| 73771 | Isolated | Q1 |
| 73772 | Small Rural | Q3 |
| 73773 | Large Rural | Q2 |
| 73801 | Large Rural | Q2 |
| 73802 | Large Rural | Q2 |
| 73832 | Isolated | Q1 |
| 73834 | Isolated | Q2 |
| 73835 | Isolated | Q2 |
| 73838 | Isolated | Q2 |
| 73840 | Isolated | Q2 |
| 73841 | Large Rural | Q3 |
| 73842 | Small Rural | Q1 |
| 73843 | Isolated | Q2 |

Appendix D. List of 5-Digit Zip Codes and Mapping to Urban and Socioeconomic Status Categories

| 5-Digit Zip Code | Rural/Urban Categorization | SES Quartile |
|------------------|----------------------------|--------------|
| 73844 | Large Rural | Q2 |
| 73848 | Isolated | Q2 |
| 73851 | Isolated | Q1 |
| 73852 | Large Rural | Q2 |
| 73853 | Large Rural | Q1 |
| 73855 | Isolated | Q1 |
| 73857 | Large Rural | Q1 |
| 73858 | Isolated | Q2 |
| 73859 | Isolated | Q2 |
| 73860 | Isolated | Q2 |
| 73901 | Isolated | Q1 |
| 73931 | Isolated | Q2 |
| 73932 | Isolated | Q1 |
| 73933 | Isolated | Q3 |
| 73937 | Isolated | Q2 |
| 73938 | Large Rural | Q2 |
| 73939 | Large Rural | Q3 |
| 73942 | Large Rural | Q3 |
| 73944 | Large Rural | Q3 |
| 73945 | Isolated | Q2 |
| 73946 | Isolated | Q1 |
| 73947 | Isolated | Q2 |
| 73949 | Isolated | Q2 |
| 73950 | Large Rural | Q2 |
| 73951 | Isolated | Q3 |
| 73960 | Isolated | Q2 |
| 74001 | Urban | Q3 |
| 74002 | Urban | Q2 |
| 74003 | Large Rural | Q4 |
| 74004 | Large Rural | Q4 |
| 74005 | Large Rural | Q4 |
| 74006 | Large Rural | Q1 |
| 74008 | Urban | Q1 |
| 74010 | Urban | Q3 |
| 74011 | Urban | Q1 |
| 74012 | Urban | Q2 |
| 74013 | Urban | Q2 |
| 74014 | Urban | Q1 |
| 74015 | Urban | Q2 |
| 74016 | Urban | Q2 |
| 74017 | Urban | Q2 |
| 74018 | Urban | Q2 |
| 74019 | Urban | Q1 |
| 74020 | Urban | Q2 |

Appendix D. List of 5-Digit Zip Codes and Mapping to Urban and Socioeconomic Status Categories

| 5-Digit Zip Code | Rural/Urban Categorization | SES Quartile |
|------------------|----------------------------|--------------|
| 74021 | Urban | Q1 |
| 74022 | Large Rural | Q2 |
| 74023 | Small Rural | Q3 |
| 74026 | Small Rural | Q3 |
| 74027 | Large Rural | Q3 |
| 74028 | Urban | Q2 |
| 74029 | Large Rural | Q2 |
| 74030 | Isolated | Q2 |
| 74031 | Urban | Q2 |
| 74032 | Large Rural | Q1 |
| 74033 | Urban | Q2 |
| 74034 | Urban | Q3 |
| 74035 | Urban | Q3 |
| 74036 | Urban | Q2 |
| 74037 | Urban | Q1 |
| 74038 | Urban | Q2 |
| 74039 | Urban | Q3 |
| 74041 | Urban | Q2 |
| 74042 | Large Rural | Q3 |
| 74043 | Urban | Q1 |
| 74044 | Urban | Q2 |
| 74045 | Isolated | Q1 |
| 74046 | Urban | Q3 |
| 74047 | Urban | Q2 |
| 74048 | Small Rural | Q3 |
| 74050 | Urban | Q4 |
| 74051 | Urban | Q1 |
| 74052 | Urban | Q3 |
| 74053 | Urban | Q1 |
| 74054 | Urban | Q3 |
| 74055 | Urban | Q1 |
| 74056 | Small Rural | Q3 |
| 74058 | Isolated | Q3 |
| 74059 | Large Rural | Q3 |
| 74060 | Urban | Q3 |
| 74061 | Urban | Q1 |
| 74062 | Small Rural | Q2 |
| 74063 | Urban | Q2 |
| 74066 | Urban | Q2 |
| 74067 | Urban | Q2 |
| 74068 | Urban | Q4 |
| 74070 | Urban | Q2 |
| 74071 | Urban | Q3 |
| 74072 | Large Rural | Q1 |

Appendix D. List of 5-Digit Zip Codes and Mapping to Urban and Socioeconomic Status Categories

| 5-Digit Zip Code | Rural/Urban Categorization | SES Quartile |
|------------------|----------------------------|--------------|
| 74073 | Urban | Q1 |
| 74074 | Large Rural | Q3 |
| 74075 | Large Rural | Q3 |
| 74076 | Large Rural | Q3 |
| 74077 | Large Rural | Q1 |
| 74078 | Large Rural | Q1 |
| 74079 | Isolated | Q3 |
| 74080 | Urban | Q2 |
| 74081 | Urban | Q2 |
| 74082 | Urban | Q2 |
| 74083 | Large Rural | Q2 |
| 74084 | Urban | Q2 |
| 74085 | Isolated | Q3 |
| 74101 | Urban | Q4 |
| 74102 | Urban | Q4 |
| 74103 | Urban | Q4 |
| 74104 | Urban | Q4 |
| 74105 | Urban | Q2 |
| 74106 | Urban | Q4 |
| 74107 | Urban | Q4 |
| 74108 | Urban | Q3 |
| 74110 | Urban | Q4 |
| 74112 | Urban | Q4 |
| 74114 | Urban | Q1 |
| 74115 | Urban | Q4 |
| 74116 | Urban | Q4 |
| 74117 | Urban | Q1 |
| 74119 | Urban | Q3 |
| 74120 | Urban | Q3 |
| 74121 | Urban | Q4 |
| 74126 | Urban | Q4 |
| 74127 | Urban | Q4 |
| 74128 | Urban | Q3 |
| 74129 | Urban | Q4 |
| 74130 | Urban | Q4 |
| 74131 | Urban | Q2 |
| 74132 | Urban | Q2 |
| 74133 | Urban | Q2 |
| 74134 | Urban | Q3 |
| 74135 | Urban | Q3 |
| 74136 | Urban | Q3 |
| 74137 | Urban | Q1 |
| 74141 | Urban | Q4 |
| 74145 | Urban | Q3 |

Appendix D. List of 5-Digit Zip Codes and Mapping to Urban and Socioeconomic Status Categories

| 5-Digit Zip Code | Rural/Urban Categorization | SES Quartile |
|------------------|----------------------------|--------------|
| 74146 | Urban | Q4 |
| 74147 | Urban | Q3 |
| 74148 | Urban | Q4 |
| 74149 | Urban | Q4 |
| 74150 | Urban | Q4 |
| 74152 | Urban | Q1 |
| 74153 | Urban | Q3 |
| 74155 | Urban | Q3 |
| 74156 | Urban | Q4 |
| 74157 | Urban | Q4 |
| 74158 | Urban | Q4 |
| 74159 | Urban | Q4 |
| 74169 | Urban | Q4 |
| 74170 | Urban | Q3 |
| 74171 | Urban | Q3 |
| 74172 | Urban | Q4 |
| 74182 | Urban | Q4 |
| 74186 | Urban | Q4 |
| 74187 | Urban | Q4 |
| 74192 | Urban | Q4 |
| 74193 | Urban | Q3 |
| 74301 | Small Rural | Q3 |
| 74330 | Urban | Q2 |
| 74331 | Urban | Q2 |
| 74332 | Urban | Q1 |
| 74333 | Isolated | Q2 |
| 74335 | Large Rural | Q4 |
| 74337 | Urban | Q3 |
| 74338 | Large Rural | Q3 |
| 74339 | Large Rural | Q4 |
| 74340 | Urban | Q3 |
| 74342 | Small Rural | Q4 |
| 74343 | Large Rural | Q3 |
| 74344 | Small Rural | Q2 |
| 74345 | Small Rural | Q2 |
| 74346 | Isolated | Q3 |
| 74347 | Large Rural | Q3 |
| 74349 | Small Rural | Q2 |
| 74350 | Urban | Q3 |
| 74352 | Urban | Q3 |
| 74354 | Large Rural | Q3 |
| 74355 | Large Rural | Q3 |
| 74358 | Large Rural | Q3 |
| 74359 | Large Rural | Q3 |

Appendix D. List of 5-Digit Zip Codes and Mapping to Urban and Socioeconomic Status Categories

| 5-Digit Zip Code | Rural/Urban Categorization | SES Quartile |
|------------------|----------------------------|--------------|
| 74360 | Large Rural | Q1 |
| 74361 | Small Rural | Q3 |
| 74362 | Small Rural | Q3 |
| 74363 | Large Rural | Q3 |
| 74364 | Large Rural | Q2 |
| 74365 | Urban | Q3 |
| 74366 | Urban | Q3 |
| 74367 | Urban | Q4 |
| 74368 | Large Rural | Q2 |
| 74369 | Isolated | Q2 |
| 74370 | Isolated | Q2 |
| 74401 | Large Rural | Q4 |
| 74402 | Large Rural | Q4 |
| 74403 | Large Rural | Q3 |
| 74421 | Urban | Q2 |
| 74422 | Urban | Q2 |
| 74423 | Large Rural | Q2 |
| 74425 | Large Rural | Q3 |
| 74426 | Large Rural | Q3 |
| 74427 | Large Rural | Q1 |
| 74428 | Urban | Q3 |
| 74429 | Urban | Q2 |
| 74430 | Large Rural | Q2 |
| 74431 | Urban | Q3 |
| 74432 | Isolated | Q3 |
| 74434 | Large Rural | Q2 |
| 74435 | Isolated | Q2 |
| 74436 | Urban | Q2 |
| 74437 | Small Rural | Q3 |
| 74438 | Urban | Q3 |
| 74439 | Large Rural | Q2 |
| 74440 | Small Rural | Q2 |
| 74441 | Large Rural | Q2 |
| 74442 | Large Rural | Q2 |
| 74444 | Large Rural | Q4 |
| 74445 | Urban | Q2 |
| 74446 | Large Rural | Q3 |
| 74447 | Urban | Q4 |
| 74450 | Large Rural | Q2 |
| 74451 | Isolated | Q2 |
| 74452 | Large Rural | Q1 |
| 74454 | Urban | Q2 |
| 74455 | Large Rural | Q3 |
| 74456 | Urban | Q2 |

Appendix D. List of 5-Digit Zip Codes and Mapping to Urban and Socioeconomic Status Categories

| 5-Digit Zip Code | Rural/Urban Categorization | SES Quartile |
|------------------|----------------------------|--------------|
| 74457 | Large Rural | Q3 |
| 74458 | Urban | Q4 |
| 74459 | Large Rural | Q2 |
| 74460 | Urban | Q4 |
| 74461 | Isolated | Q3 |
| 74462 | Small Rural | Q3 |
| 74463 | Large Rural | Q4 |
| 74464 | Large Rural | Q4 |
| 74465 | Large Rural | Q4 |
| 74467 | Urban | Q3 |
| 74468 | Large Rural | Q3 |
| 74469 | Large Rural | Q4 |
| 74470 | Large Rural | Q3 |
| 74471 | Large Rural | Q2 |
| 74472 | Small Rural | Q2 |
| 74477 | Urban | Missing |
| 74501 | Large Rural | Q3 |
| 74502 | Large Rural | Q3 |
| 74521 | Isolated | Q3 |
| 74522 | Large Rural | Q2 |
| 74523 | Isolated | Q3 |
| 74525 | Isolated | Q3 |
| 74528 | Large Rural | Q2 |
| 74529 | Large Rural | Q3 |
| 74530 | Isolated | Q1 |
| 74531 | Isolated | Q2 |
| 74533 | Isolated | Q2 |
| 74534 | Large Rural | Q3 |
| 74535 | Large Rural | Q2 |
| 74536 | Isolated | Q3 |
| 74538 | Isolated | Q3 |
| 74540 | Isolated | Q2 |
| 74543 | Isolated | Q2 |
| 74545 | Small Rural | Q3 |
| 74546 | Large Rural | Q4 |
| 74547 | Large Rural | Q3 |
| 74549 | Isolated | Q2 |
| 74552 | Small Rural | Q3 |
| 74553 | Large Rural | Q2 |
| 74554 | Large Rural | Q3 |
| 74555 | Isolated | Q2 |
| 74556 | Isolated | Q2 |
| 74557 | Isolated | Q2 |
| 74558 | Isolated | Q2 |

Appendix D. List of 5-Digit Zip Codes and Mapping to Urban and Socioeconomic Status Categories

| 5-Digit Zip Code | Rural/Urban Categorization | SES Quartile |
|------------------|----------------------------|--------------|
| 74559 | Small Rural | Q3 |
| 74560 | Large Rural | Q2 |
| 74561 | Large Rural | Q3 |
| 74562 | Isolated | Q3 |
| 74563 | Small Rural | Q2 |
| 74565 | Large Rural | Q2 |
| 74567 | Isolated | Q2 |
| 74569 | Isolated | Q2 |
| 74570 | Isolated | Q2 |
| 74571 | Small Rural | Q3 |
| 74572 | Large Rural | Q3 |
| 74574 | Small Rural | Q2 |
| 74576 | Isolated | Q1 |
| 74577 | Small Rural | Q2 |
| 74578 | Small Rural | Q3 |
| 74601 | Large Rural | Q4 |
| 74602 | Large Rural | Q4 |
| 74604 | Large Rural | Q1 |
| 74630 | Large Rural | Q3 |
| 74631 | Small Rural | Q3 |
| 74632 | Small Rural | Q2 |
| 74633 | Large Rural | Q1 |
| 74636 | Isolated | Q2 |
| 74637 | Large Rural | Q3 |
| 74640 | Large Rural | Q2 |
| 74641 | Isolated | Q2 |
| 74643 | Isolated | Q1 |
| 74644 | Large Rural | Q3 |
| 74646 | Small Rural | Q1 |
| 74647 | Isolated | Q2 |
| 74650 | Isolated | Q2 |
| 74651 | Large Rural | Q3 |
| 74652 | Large Rural | Q2 |
| 74653 | Small Rural | Q3 |
| 74701 | Large Rural | Q3 |
| 74702 | Large Rural | Q3 |
| 74720 | Urban | Q3 |
| 74721 | Large Rural | Q2 |
| 74722 | Isolated | Q2 |
| 74723 | Isolated | Q3 |
| 74724 | Isolated | Q3 |
| 74726 | Large Rural | Q2 |
| 74727 | Small Rural | Q3 |
| 74728 | Small Rural | Q3 |

Appendix D. List of 5-Digit Zip Codes and Mapping to Urban and Socioeconomic Status Categories

| 5-Digit Zip Code | Rural/Urban Categorization | SES Quartile |
|------------------|----------------------------|--------------|
| 74729 | Large Rural | Q3 |
| 74730 | Large Rural | Q2 |
| 74731 | Urban | Q3 |
| 74733 | Urban | Q3 |
| 74734 | Small Rural | Q3 |
| 74735 | Small Rural | Q3 |
| 74736 | Small Rural | Q2 |
| 74737 | Small Rural | Q3 |
| 74738 | Small Rural | Q3 |
| 74740 | Small Rural | Q3 |
| 74741 | Urban | Q2 |
| 74743 | Small Rural | Q4 |
| 74745 | Small Rural | Q4 |
| 74747 | Urban | Q2 |
| 74748 | Isolated | Q2 |
| 74750 | Small Rural | Q3 |
| 74752 | Small Rural | Q3 |
| 74753 | Urban | Q1 |
| 74754 | Small Rural | Q3 |
| 74755 | Small Rural | Q3 |
| 74756 | Small Rural | Q2 |
| 74759 | Small Rural | Q2 |
| 74760 | Small Rural | Q3 |
| 74761 | Small Rural | Q3 |
| 74764 | Small Rural | Q3 |
| 74766 | Small Rural | Q3 |
| 74801 | Large Rural | Q4 |
| 74802 | Large Rural | Q4 |
| 74804 | Large Rural | Q2 |
| 74818 | Small Rural | Q3 |
| 74820 | Large Rural | Q3 |
| 74821 | Large Rural | Q3 |
| 74824 | Large Rural | Q2 |
| 74825 | Large Rural | Q2 |
| 74826 | Large Rural | Q2 |
| 74827 | Isolated | Q1 |
| 74829 | Urban | Q4 |
| 74830 | Small Rural | Q3 |
| 74831 | Urban | Q3 |
| 74832 | Large Rural | Q3 |
| 74833 | Small Rural | Q2 |
| 74834 | Urban | Q3 |
| 74836 | Isolated | Q4 |
| 74837 | Isolated | Q3 |

Appendix D. List of 5-Digit Zip Codes and Mapping to Urban and Socioeconomic Status Categories

| 5-Digit Zip Code | Rural/Urban Categorization | SES Quartile |
|------------------|----------------------------|--------------|
| 74839 | Isolated | Q3 |
| 74840 | Large Rural | Q2 |
| 74842 | Large Rural | Q2 |
| 74843 | Large Rural | Q1 |
| 74844 | Large Rural | Q4 |
| 74845 | Urban | Q3 |
| 74848 | Small Rural | Q3 |
| 74849 | Isolated | Q2 |
| 74850 | Small Rural | Q2 |
| 74851 | Urban | Q2 |
| 74852 | Large Rural | Q2 |
| 74854 | Large Rural | Q3 |
| 74855 | Urban | Q2 |
| 74856 | Isolated | Q2 |
| 74857 | Urban | Q2 |
| 74859 | Small Rural | Q3 |
| 74860 | Urban | Q3 |
| 74864 | Large Rural | Q2 |
| 74865 | Large Rural | Q2 |
| 74866 | Large Rural | Q2 |
| 74867 | Small Rural | Q2 |
| 74868 | Small Rural | Q3 |
| 74869 | Large Rural | Q2 |
| 74871 | Large Rural | Q2 |
| 74872 | Isolated | Q2 |
| 74873 | Large Rural | Q2 |
| 74875 | Large Rural | Q3 |
| 74878 | Large Rural | Q2 |
| 74880 | Isolated | Q3 |
| 74881 | Urban | Q2 |
| 74883 | Isolated | Q3 |
| 74884 | Small Rural | Q4 |
| 74901 | Urban | Q4 |
| 74902 | Urban | Q3 |
| 74930 | Urban | Q3 |
| 74931 | Small Rural | Q3 |
| 74932 | Urban | Q3 |
| 74935 | Small Rural | Q3 |
| 74936 | Urban | Q3 |
| 74937 | Small Rural | Q4 |
| 74939 | Small Rural | Q3 |
| 74940 | Small Rural | Q3 |
| 74941 | Isolated | Q3 |
| 74942 | Small Rural | Q4 |

Appendix D. List of 5-Digit Zip Codes and Mapping to Urban and Socioeconomic Status Categories

| 5-Digit Zip Code | Rural/Urban Categorization | SES Quartile |
|------------------|----------------------------|--------------|
| 74943 | Small Rural | Q2 |
| 74944 | Small Rural | Q3 |
| 74945 | Urban | Q4 |
| 74946 | Urban | Q4 |
| 74947 | Small Rural | Q3 |
| 74948 | Urban | Q3 |
| 74949 | Small Rural | Q3 |
| 74951 | Urban | Q4 |
| 74953 | Small Rural | Q3 |
| 74954 | Urban | Q4 |
| 74955 | Urban | Q4 |
| 74956 | Urban | Q3 |
| 74957 | Isolated | Q3 |
| 74959 | Urban | Q3 |
| 74960 | Small Rural | Q4 |
| 74962 | Isolated | Q3 |
| 74963 | Isolated | Q2 |
| 74964 | Large Rural | Q3 |
| 74965 | Large Rural | Q3 |
| 74966 | Small Rural | Q2 |
| 75001 | Urban | Q2 |
| 75002 | Urban | Q1 |
| 75006 | Urban | Q3 |
| 75007 | Urban | Q2 |
| 75009 | Urban | Q1 |
| 75010 | Urban | Q2 |
| 75011 | Urban | Q2 |
| 75013 | Urban | Q1 |
| 75014 | Urban | Q1 |
| 75015 | Urban | Q4 |
| 75016 | Urban | Q3 |
| 75017 | Urban | Q4 |
| 75019 | Urban | Q1 |
| 75020 | Urban | Q3 |
| 75021 | Urban | Q3 |
| 75022 | Urban | Q1 |
| 75023 | Urban | Q1 |
| 75024 | Urban | Q1 |
| 75025 | Urban | Q1 |
| 75026 | Urban | Q1 |
| 75027 | Urban | Q1 |
| 75028 | Urban | Q1 |
| 75029 | Urban | Q3 |
| 75030 | Urban | Q1 |

Appendix D. List of 5-Digit Zip Codes and Mapping to Urban and Socioeconomic Status Categories

| 5-Digit Zip Code | Rural/Urban Categorization | SES Quartile |
|------------------|----------------------------|--------------|
| 75032 | Urban | Q1 |
| 75033 | Urban | Q1 |
| 75034 | Urban | Q1 |
| 75035 | Urban | Q1 |
| 75038 | Urban | Q3 |
| 75039 | Urban | Q1 |
| 75040 | Urban | Q3 |
| 75041 | Urban | Q4 |
| 75042 | Urban | Q4 |
| 75043 | Urban | Q3 |
| 75044 | Urban | Q2 |
| 75045 | Urban | Q2 |
| 75046 | Urban | Q3 |
| 75047 | Urban | Q4 |
| 75048 | Urban | Q1 |
| 75049 | Urban | Q3 |
| 75050 | Urban | Q4 |
| 75051 | Urban | Q4 |
| 75052 | Urban | Q2 |
| 75053 | Urban | Q4 |
| 75054 | Urban | Q1 |
| 75056 | Urban | Q2 |
| 75057 | Urban | Q4 |
| 75058 | Urban | Q2 |
| 75060 | Urban | Q4 |
| 75061 | Urban | Q4 |
| 75062 | Urban | Q4 |
| 75063 | Urban | Q2 |
| 75064 | Urban | Q4 |
| 75065 | Urban | Q1 |
| 75067 | Urban | Q3 |
| 75068 | Urban | Q1 |
| 75069 | Urban | Q3 |
| 75070 | Urban | Q1 |
| 75071 | Urban | Q1 |
| 75074 | Urban | Q3 |
| 75075 | Urban | Q2 |
| 75076 | Urban | Q2 |
| 75077 | Urban | Q1 |
| 75078 | Urban | Q1 |
| 75080 | Urban | Q3 |
| 75081 | Urban | Q2 |
| 75082 | Urban | Q1 |
| 75083 | Urban | Q3 |

Appendix D. List of 5-Digit Zip Codes and Mapping to Urban and Socioeconomic Status Categories

| 5-Digit Zip Code | Rural/Urban Categorization | SES Quartile |
|------------------|----------------------------|--------------|
| 75085 | Urban | Q2 |
| 75086 | Urban | Q1 |
| 75087 | Urban | Q1 |
| 75088 | Urban | Q1 |
| 75089 | Urban | Q1 |
| 75090 | Urban | Q4 |
| 75091 | Urban | Q4 |
| 75092 | Urban | Q2 |
| 75093 | Urban | Q1 |
| 75094 | Urban | Q1 |
| 75097 | Urban | Q1 |
| 75098 | Urban | Q1 |
| 75099 | Urban | Q1 |
| 75101 | Urban | Q3 |
| 75102 | Large Rural | Q3 |
| 75103 | Urban | Q2 |
| 75104 | Urban | Q2 |
| 75105 | Urban | Q1 |
| 75106 | Urban | Q2 |
| 75109 | Large Rural | Q2 |
| 75110 | Large Rural | Q4 |
| 75114 | Urban | Q2 |
| 75115 | Urban | Q2 |
| 75116 | Urban | Q3 |
| 75117 | Urban | Q2 |
| 75118 | Urban | Q2 |
| 75119 | Urban | Q4 |
| 75120 | Urban | Q4 |
| 75121 | Urban | Q2 |
| 75123 | Urban | Q2 |
| 75124 | Large Rural | Q2 |
| 75125 | Urban | Q3 |
| 75126 | Urban | Q1 |
| 75127 | Urban | Q3 |
| 75132 | Urban | Q1 |
| 75134 | Urban | Q4 |
| 75135 | Urban | Q2 |
| 75137 | Urban | Q2 |
| 75138 | Urban | Q2 |
| 75140 | Urban | Q3 |
| 75141 | Urban | Q3 |
| 75142 | Urban | Q3 |
| 75143 | Urban | Q3 |
| 75144 | Large Rural | Q3 |

Appendix D. List of 5-Digit Zip Codes and Mapping to Urban and Socioeconomic Status Categories

| 5-Digit Zip Code | Rural/Urban Categorization | SES Quartile |
|------------------|----------------------------|--------------|
| 75146 | Urban | Q3 |
| 75147 | Urban | Q3 |
| 75148 | Large Rural | Q4 |
| 75149 | Urban | Q4 |
| 75150 | Urban | Q4 |
| 75151 | Large Rural | Q4 |
| 75152 | Urban | Q2 |
| 75153 | Urban | Q2 |
| 75154 | Urban | Q2 |
| 75155 | Urban | Q3 |
| 75156 | Large Rural | Q3 |
| 75157 | Urban | Q4 |
| 75158 | Urban | Q1 |
| 75159 | Urban | Q3 |
| 75160 | Urban | Q4 |
| 75161 | Urban | Q2 |
| 75163 | Urban | Q2 |
| 75164 | Urban | Q1 |
| 75165 | Urban | Q3 |
| 75166 | Urban | Q1 |
| 75167 | Urban | Q1 |
| 75168 | Urban | Q3 |
| 75169 | Urban | Q3 |
| 75172 | Urban | Q4 |
| 75173 | Urban | Q2 |
| 75180 | Urban | Q4 |
| 75181 | Urban | Q2 |
| 75182 | Urban | Q1 |
| 75185 | Urban | Q4 |
| 75187 | Urban | Q4 |
| 75189 | Urban | Q1 |
| 75201 | Urban | Q3 |
| 75202 | Urban | Q2 |
| 75203 | Urban | Q4 |
| 75204 | Urban | Q4 |
| 75205 | Urban | Q1 |
| 75206 | Urban | Q3 |
| 75207 | Urban | Q3 |
| 75208 | Urban | Q4 |
| 75209 | Urban | Q2 |
| 75210 | Urban | Q4 |
| 75211 | Urban | Q4 |
| 75212 | Urban | Q4 |
| 75214 | Urban | Q2 |

Appendix D. List of 5-Digit Zip Codes and Mapping to Urban and Socioeconomic Status Categories

| 5-Digit Zip Code | Rural/Urban Categorization | SES Quartile |
|------------------|----------------------------|--------------|
| 75215 | Urban | Q4 |
| 75216 | Urban | Q4 |
| 75217 | Urban | Q4 |
| 75218 | Urban | Q2 |
| 75219 | Urban | Q3 |
| 75220 | Urban | Q4 |
| 75221 | Urban | Q3 |
| 75222 | Urban | Q4 |
| 75223 | Urban | Q4 |
| 75224 | Urban | Q4 |
| 75225 | Urban | Q1 |
| 75226 | Urban | Q4 |
| 75227 | Urban | Q4 |
| 75228 | Urban | Q4 |
| 75229 | Urban | Q3 |
| 75230 | Urban | Q2 |
| 75231 | Urban | Q4 |
| 75232 | Urban | Q4 |
| 75233 | Urban | Q4 |
| 75234 | Urban | Q3 |
| 75235 | Urban | Q4 |
| 75236 | Urban | Q4 |
| 75237 | Urban | Q4 |
| 75238 | Urban | Q4 |
| 75240 | Urban | Q4 |
| 75241 | Urban | Q4 |
| 75242 | Urban | Q2 |
| 75243 | Urban | Q4 |
| 75244 | Urban | Q2 |
| 75246 | Urban | Q4 |
| 75247 | Urban | Q4 |
| 75248 | Urban | Q2 |
| 75249 | Urban | Q2 |
| 75250 | Urban | Q3 |
| 75251 | Urban | Q2 |
| 75252 | Urban | Q3 |
| 75253 | Urban | Q4 |
| 75254 | Urban | Q4 |
| 75260 | Urban | Q4 |
| 75261 | Urban | Q2 |
| 75262 | Urban | Q4 |
| 75263 | Urban | Q4 |
| 75264 | Urban | Q4 |
| 75265 | Urban | Q4 |

Appendix D. List of 5-Digit Zip Codes and Mapping to Urban and Socioeconomic Status Categories

| 5-Digit Zip Code | Rural/Urban Categorization | SES Quartile |
|------------------|----------------------------|--------------|
| 75266 | Urban | Q4 |
| 75267 | Urban | Q4 |
| 75270 | Urban | Missing |
| 75275 | Urban | Q1 |
| 75277 | Urban | Q4 |
| 75283 | Urban | Q4 |
| 75284 | Urban | Q4 |
| 75285 | Urban | Q4 |
| 75287 | Urban | Q3 |
| 75301 | Urban | Q4 |
| 75303 | Urban | Q4 |
| 75312 | Urban | Q4 |
| 75313 | Urban | Q3 |
| 75315 | Urban | Q4 |
| 75320 | Urban | Q4 |
| 75326 | Urban | Q4 |
| 75336 | Urban | Q4 |
| 75339 | Urban | Q4 |
| 75342 | Urban | Q4 |
| 75354 | Urban | Q4 |
| 75355 | Urban | Q4 |
| 75356 | Urban | Q4 |
| 75357 | Urban | Q4 |
| 75358 | Urban | Q4 |
| 75359 | Urban | Q2 |
| 75360 | Urban | Q3 |
| 75367 | Urban | Q2 |
| 75368 | Urban | Q2 |
| 75370 | Urban | Q3 |
| 75371 | Urban | Q4 |
| 75372 | Urban | Q3 |
| 75373 | Urban | Q4 |
| 75374 | Urban | Q4 |
| 75376 | Urban | Q4 |
| 75378 | Urban | Q4 |
| 75379 | Urban | Q3 |
| 75380 | Urban | Q4 |
| 75381 | Urban | Q3 |
| 75382 | Urban | Q4 |
| 75389 | Urban | Q4 |
| 75390 | Urban | Missing |
| 75391 | Urban | Q4 |
| 75392 | Urban | Q4 |
| 75393 | Urban | Q2 |

Appendix D. List of 5-Digit Zip Codes and Mapping to Urban and Socioeconomic Status Categories

| 5-Digit Zip Code | Rural/Urban Categorization | SES Quartile |
|------------------|----------------------------|--------------|
| 75394 | Urban | Q2 |
| 75395 | Urban | Q3 |
| 75397 | Urban | Q4 |
| 75398 | Urban | Q4 |
| 75401 | Large Rural | Q4 |
| 75402 | Large Rural | Q2 |
| 75403 | Large Rural | Q4 |
| 75404 | Large Rural | Q2 |
| 75407 | Urban | Q3 |
| 75409 | Urban | Q2 |
| 75410 | Isolated | Q3 |
| 75411 | Large Rural | Q2 |
| 75412 | Large Rural | Q1 |
| 75413 | Urban | Q3 |
| 75414 | Urban | Q2 |
| 75415 | Isolated | Q2 |
| 75416 | Large Rural | Q2 |
| 75417 | Large Rural | Q3 |
| 75418 | Small Rural | Q3 |
| 75420 | Large Rural | Q2 |
| 75421 | Large Rural | Q2 |
| 75422 | Large Rural | Q1 |
| 75423 | Large Rural | Q2 |
| 75424 | Urban | Q2 |
| 75425 | Large Rural | Q2 |
| 75426 | Small Rural | Q3 |
| 75428 | Small Rural | Q4 |
| 75429 | Small Rural | Q4 |
| 75431 | Large Rural | Q2 |
| 75432 | Small Rural | Q3 |
| 75433 | Large Rural | Q2 |
| 75434 | Large Rural | Q2 |
| 75435 | Large Rural | Q2 |
| 75436 | Large Rural | Q2 |
| 75437 | Large Rural | Q1 |
| 75438 | Urban | Q1 |
| 75439 | Urban | Q3 |
| 75440 | Urban | Q2 |
| 75441 | Isolated | Q1 |
| 75442 | Urban | Q2 |
| 75443 | Isolated | Q2 |
| 75444 | Small Rural | Q2 |
| 75446 | Isolated | Q2 |
| 75447 | Small Rural | Q2 |

Appendix D. List of 5-Digit Zip Codes and Mapping to Urban and Socioeconomic Status Categories

| 5-Digit Zip Code | Rural/Urban Categorization | SES Quartile |
|------------------|----------------------------|--------------|
| 75448 | Isolated | Q1 |
| 75449 | Urban | Q3 |
| 75450 | Isolated | Q1 |
| 75451 | Small Rural | Q2 |
| 75452 | Urban | Q2 |
| 75453 | Large Rural | Q2 |
| 75454 | Urban | Q1 |
| 75455 | Large Rural | Q3 |
| 75456 | Large Rural | Q3 |
| 75457 | Small Rural | Q2 |
| 75458 | Urban | Q2 |
| 75459 | Urban | Q3 |
| 75460 | Large Rural | Q4 |
| 75461 | Large Rural | Q4 |
| 75462 | Large Rural | Q1 |
| 75468 | Large Rural | Q2 |
| 75469 | Isolated | Q2 |
| 75470 | Large Rural | Q2 |
| 75471 | Large Rural | Q2 |
| 75472 | Urban | Q3 |
| 75473 | Large Rural | Q1 |
| 75474 | Urban | Q3 |
| 75475 | Small Rural | Q2 |
| 75476 | Small Rural | Q2 |
| 75477 | Large Rural | Q3 |
| 75478 | Large Rural | Q1 |
| 75479 | Urban | Q2 |
| 75480 | Small Rural | Q3 |
| 75481 | Large Rural | Q2 |
| 75482 | Large Rural | Q3 |
| 75483 | Large Rural | Q3 |
| 75485 | Urban | Q2 |
| 75486 | Large Rural | Q2 |
| 75487 | Large Rural | Q3 |
| 75488 | Small Rural | Q3 |
| 75489 | Urban | Q3 |
| 75490 | Urban | Q2 |
| 75491 | Urban | Q2 |
| 75492 | Urban | Q2 |
| 75493 | Large Rural | Q3 |
| 75494 | Small Rural | Q3 |
| 75495 | Urban | Q1 |
| 75496 | Isolated | Q2 |
| 75497 | Isolated | Q1 |

Appendix D. List of 5-Digit Zip Codes and Mapping to Urban and Socioeconomic Status Categories

| 5-Digit Zip Code | Rural/Urban Categorization | SES Quartile |
|------------------|----------------------------|--------------|
| 75501 | Urban | Q4 |
| 75503 | Urban | Q2 |
| 75504 | Urban | Q4 |
| 75505 | Urban | Q4 |
| 75507 | Urban | Q4 |
| 75550 | Urban | Q3 |
| 75551 | Urban | Q2 |
| 75554 | Urban | Q2 |
| 75555 | Small Rural | Q2 |
| 75556 | Urban | Q3 |
| 75558 | Large Rural | Q3 |
| 75559 | Isolated | Q2 |
| 75560 | Urban | Q2 |
| 75561 | Urban | Q3 |
| 75562 | Isolated | Q1 |
| 75563 | Isolated | Q3 |
| 75564 | Isolated | Q3 |
| 75565 | Small Rural | Q4 |
| 75566 | Urban | Q3 |
| 75567 | Urban | Q2 |
| 75568 | Large Rural | Q3 |
| 75569 | Urban | Q3 |
| 75570 | Urban | Q3 |
| 75571 | Large Rural | Q2 |
| 75572 | Urban | Q3 |
| 75573 | Urban | Q1 |
| 75574 | Urban | Q2 |
| 75599 | Urban | Q4 |
| 75601 | Urban | Q4 |
| 75602 | Urban | Q4 |
| 75603 | Urban | Q3 |
| 75604 | Urban | Q3 |
| 75605 | Urban | Q2 |
| 75606 | Urban | Q4 |
| 75607 | Urban | Q4 |
| 75608 | Urban | Q2 |
| 75615 | Urban | Q2 |
| 75630 | Urban | Q2 |
| 75631 | Urban | Q2 |
| 75633 | Small Rural | Q2 |
| 75636 | Small Rural | Q3 |
| 75637 | Small Rural | Q2 |
| 75638 | Small Rural | Q3 |
| 75639 | Urban | Q2 |

Appendix D. List of 5-Digit Zip Codes and Mapping to Urban and Socioeconomic Status Categories

| 5-Digit Zip Code | Rural/Urban Categorization | SES Quartile |
|------------------|----------------------------|--------------|
| 75640 | Urban | Q2 |
| 75641 | Urban | Q2 |
| 75642 | Large Rural | Q1 |
| 75643 | Small Rural | Q2 |
| 75644 | Urban | Q3 |
| 75645 | Urban | Q2 |
| 75647 | Urban | Q3 |
| 75650 | Urban | Q1 |
| 75651 | Urban | Q1 |
| 75652 | Large Rural | Q3 |
| 75653 | Large Rural | Q3 |
| 75654 | Large Rural | Q3 |
| 75656 | Small Rural | Q3 |
| 75657 | Isolated | Q3 |
| 75658 | Large Rural | Q3 |
| 75659 | Urban | Q2 |
| 75660 | Urban | Q2 |
| 75661 | Urban | Q3 |
| 75662 | Urban | Q3 |
| 75663 | Urban | Q3 |
| 75666 | Urban | Q3 |
| 75667 | Large Rural | Q2 |
| 75668 | Small Rural | Q4 |
| 75669 | Large Rural | Q1 |
| 75670 | Large Rural | Q4 |
| 75671 | Large Rural | Q4 |
| 75672 | Large Rural | Q2 |
| 75680 | Large Rural | Q3 |
| 75681 | Large Rural | Q3 |
| 75682 | Urban | Q2 |
| 75683 | Urban | Q2 |
| 75684 | Large Rural | Q3 |
| 75685 | Urban | Q2 |
| 75686 | Small Rural | Q3 |
| 75687 | Large Rural | Q3 |
| 75688 | Large Rural | Q2 |
| 75689 | Large Rural | Q3 |
| 75691 | Urban | Q3 |
| 75692 | Urban | Q2 |
| 75693 | Urban | Q2 |
| 75694 | Large Rural | Q2 |
| 75701 | Urban | Q3 |
| 75702 | Urban | Q4 |
| 75703 | Urban | Q2 |

Appendix D. List of 5-Digit Zip Codes and Mapping to Urban and Socioeconomic Status Categories

| 5-Digit Zip Code | Rural/Urban Categorization | SES Quartile |
|------------------|----------------------------|--------------|
| 75704 | Urban | Q3 |
| 75705 | Urban | Q3 |
| 75706 | Urban | Q4 |
| 75707 | Urban | Q2 |
| 75708 | Urban | Q3 |
| 75709 | Urban | Q3 |
| 75710 | Urban | Q4 |
| 75711 | Urban | Q3 |
| 75712 | Urban | Q4 |
| 75713 | Urban | Q3 |
| 75750 | Urban | Q2 |
| 75751 | Large Rural | Q3 |
| 75752 | Large Rural | Q2 |
| 75754 | Urban | Q3 |
| 75755 | Urban | Q2 |
| 75756 | Urban | Q2 |
| 75757 | Urban | Q1 |
| 75758 | Urban | Q1 |
| 75759 | Large Rural | Q4 |
| 75760 | Large Rural | Q2 |
| 75762 | Urban | Q1 |
| 75763 | Urban | Q2 |
| 75764 | Large Rural | Q2 |
| 75765 | Isolated | Q2 |
| 75766 | Large Rural | Q4 |
| 75770 | Urban | Q1 |
| 75771 | Urban | Q2 |
| 75772 | Large Rural | Q3 |
| 75773 | Small Rural | Q2 |
| 75778 | Urban | Q1 |
| 75779 | Large Rural | Q3 |
| 75780 | Urban | Q3 |
| 75782 | Urban | Q1 |
| 75783 | Isolated | Q2 |
| 75784 | Large Rural | Q3 |
| 75785 | Large Rural | Q3 |
| 75788 | Large Rural | Q1 |
| 75789 | Urban | Q2 |
| 75790 | Urban | Q2 |
| 75791 | Urban | Q1 |
| 75792 | Urban | Q3 |
| 75797 | Urban | Q2 |
| 75798 | Urban | Q3 |
| 75799 | Urban | Q3 |

Appendix D. List of 5-Digit Zip Codes and Mapping to Urban and Socioeconomic Status Categories

| 5-Digit Zip Code | Rural/Urban Categorization | SES Quartile |
|------------------|----------------------------|--------------|
| 75801 | Large Rural | Q3 |
| 75802 | Large Rural | Q3 |
| 75803 | Large Rural | Q3 |
| 75831 | Isolated | Q2 |
| 75832 | Large Rural | Q2 |
| 75833 | Isolated | Q2 |
| 75834 | Large Rural | Q1 |
| 75835 | Small Rural | Q4 |
| 75838 | Small Rural | Q2 |
| 75839 | Large Rural | Q2 |
| 75840 | Isolated | Q2 |
| 75844 | Small Rural | Q2 |
| 75845 | Large Rural | Q3 |
| 75846 | Isolated | Q4 |
| 75847 | Large Rural | Q2 |
| 75848 | Isolated | Q1 |
| 75849 | Small Rural | Q3 |
| 75850 | Isolated | Q3 |
| 75851 | Large Rural | Q3 |
| 75852 | Isolated | Q2 |
| 75853 | Large Rural | Q3 |
| 75855 | Small Rural | Q3 |
| 75856 | Large Rural | Q1 |
| 75858 | Large Rural | Q1 |
| 75859 | Isolated | Q3 |
| 75860 | Small Rural | Q3 |
| 75861 | Isolated | Q3 |
| 75862 | Large Rural | Q2 |
| 75865 | Large Rural | Q3 |
| 75880 | Large Rural | Q3 |
| 75882 | Large Rural | Q3 |
| 75884 | Isolated | Q3 |
| 75886 | Isolated | Q3 |
| 75901 | Large Rural | Q4 |
| 75902 | Large Rural | Q3 |
| 75903 | Large Rural | Q3 |
| 75904 | Large Rural | Q3 |
| 75915 | Large Rural | Q3 |
| 75925 | Isolated | Q3 |
| 75926 | Large Rural | Q1 |
| 75928 | Small Rural | Q2 |
| 75929 | Urban | Q2 |
| 75930 | Isolated | Q3 |
| 75931 | Small Rural | Q2 |

Appendix D. List of 5-Digit Zip Codes and Mapping to Urban and Socioeconomic Status Categories

| 5-Digit Zip Code | Rural/Urban Categorization | SES Quartile |
|------------------|----------------------------|--------------|
| 75932 | Urban | Q1 |
| 75933 | Urban | Q2 |
| 75934 | Isolated | Q3 |
| 75935 | Small Rural | Q3 |
| 75936 | Isolated | Q1 |
| 75937 | Large Rural | Q3 |
| 75938 | Isolated | Q2 |
| 75939 | Isolated | Q3 |
| 75941 | Large Rural | Q3 |
| 75942 | Small Rural | Q2 |
| 75943 | Large Rural | Q2 |
| 75944 | Large Rural | Q3 |
| 75946 | Large Rural | Q3 |
| 75948 | Isolated | Q3 |
| 75949 | Large Rural | Q2 |
| 75951 | Small Rural | Q3 |
| 75954 | Urban | Q2 |
| 75956 | Small Rural | Q2 |
| 75958 | Large Rural | Q4 |
| 75959 | Urban | Q3 |
| 75960 | Isolated | Q3 |
| 75961 | Large Rural | Q4 |
| 75962 | Large Rural | Q1 |
| 75963 | Large Rural | Q3 |
| 75964 | Large Rural | Q4 |
| 75965 | Large Rural | Q3 |
| 75966 | Small Rural | Q3 |
| 75968 | Isolated | Q2 |
| 75969 | Large Rural | Q3 |
| 75972 | Isolated | Q3 |
| 75973 | Large Rural | Q2 |
| 75974 | Urban | Q4 |
| 75975 | Isolated | Q3 |
| 75976 | Isolated | Q4 |
| 75977 | Urban | Q2 |
| 75978 | Large Rural | Q1 |
| 75979 | Small Rural | Q3 |
| 75980 | Large Rural | Q3 |
| 75990 | Small Rural | Q3 |
| 76001 | Urban | Q2 |
| 76002 | Urban | Q1 |
| 76003 | Urban | Q2 |
| 76004 | Urban | Q4 |
| 76005 | Urban | Q3 |

Appendix D. List of 5-Digit Zip Codes and Mapping to Urban and Socioeconomic Status Categories

| 5-Digit Zip Code | Rural/Urban Categorization | SES Quartile |
|------------------|----------------------------|--------------|
| 76006 | Urban | Q3 |
| 76007 | Urban | Q4 |
| 76008 | Urban | Q1 |
| 76009 | Urban | Q2 |
| 76010 | Urban | Q4 |
| 76011 | Urban | Q4 |
| 76012 | Urban | Q3 |
| 76013 | Urban | Q3 |
| 76014 | Urban | Q4 |
| 76015 | Urban | Q3 |
| 76016 | Urban | Q1 |
| 76017 | Urban | Q2 |
| 76018 | Urban | Q2 |
| 76019 | Urban | Q3 |
| 76020 | Urban | Q2 |
| 76021 | Urban | Q2 |
| 76022 | Urban | Q2 |
| 76023 | Urban | Q2 |
| 76028 | Urban | Q1 |
| 76031 | Urban | Q3 |
| 76033 | Urban | Q3 |
| 76034 | Urban | Q1 |
| 76035 | Urban | Q1 |
| 76036 | Urban | Q2 |
| 76039 | Urban | Q3 |
| 76040 | Urban | Q3 |
| 76041 | Urban | Q1 |
| 76043 | Urban | Q3 |
| 76044 | Urban | Q2 |
| 76048 | Large Rural | Q3 |
| 76049 | Large Rural | Q1 |
| 76050 | Urban | Q1 |
| 76051 | Urban | Q2 |
| 76052 | Urban | Q1 |
| 76053 | Urban | Q3 |
| 76054 | Urban | Q1 |
| 76055 | Urban | Q4 |
| 76058 | Urban | Q3 |
| 76059 | Urban | Q4 |
| 76060 | Urban | Q1 |
| 76061 | Urban | Q1 |
| 76063 | Urban | Q1 |
| 76064 | Urban | Q1 |
| 76065 | Urban | Q1 |

Appendix D. List of 5-Digit Zip Codes and Mapping to Urban and Socioeconomic Status Categories

| 5-Digit Zip Code | Rural/Urban Categorization | SES Quartile |
|------------------|----------------------------|--------------|
| 76066 | Urban | Q1 |
| 76067 | Large Rural | Q4 |
| 76068 | Large Rural | Q4 |
| 76070 | Urban | Q1 |
| 76071 | Urban | Q2 |
| 76073 | Urban | Q1 |
| 76077 | Urban | Q1 |
| 76078 | Urban | Q2 |
| 76082 | Urban | Q2 |
| 76084 | Urban | Q3 |
| 76085 | Urban | Q2 |
| 76086 | Urban | Q3 |
| 76087 | Urban | Q1 |
| 76088 | Urban | Q1 |
| 76092 | Urban | Q1 |
| 76093 | Large Rural | Q2 |
| 76094 | Urban | Q3 |
| 76095 | Urban | Q2 |
| 76096 | Urban | Q2 |
| 76097 | Urban | Q1 |
| 76098 | Urban | Q2 |
| 76099 | Urban | Q2 |
| 76101 | Urban | Q4 |
| 76102 | Urban | Q4 |
| 76103 | Urban | Q4 |
| 76104 | Urban | Q4 |
| 76105 | Urban | Q4 |
| 76106 | Urban | Q4 |
| 76107 | Urban | Q3 |
| 76108 | Urban | Q2 |
| 76109 | Urban | Q2 |
| 76110 | Urban | Q4 |
| 76111 | Urban | Q4 |
| 76112 | Urban | Q4 |
| 76113 | Urban | Q4 |
| 76114 | Urban | Q4 |
| 76115 | Urban | Q4 |
| 76116 | Urban | Q4 |
| 76117 | Urban | Q4 |
| 76118 | Urban | Q2 |
| 76119 | Urban | Q4 |
| 76120 | Urban | Q4 |
| 76121 | Urban | Q4 |
| 76122 | Urban | Q4 |

Appendix D. List of 5-Digit Zip Codes and Mapping to Urban and Socioeconomic Status Categories

| 5-Digit Zip Code | Rural/Urban Categorization | SES Quartile |
|------------------|----------------------------|--------------|
| 76123 | Urban | Q2 |
| 76124 | Urban | Q4 |
| 76126 | Urban | Q1 |
| 76127 | Urban | Q2 |
| 76129 | Urban | Q1 |
| 76130 | Urban | Q2 |
| 76131 | Urban | Q2 |
| 76132 | Urban | Q3 |
| 76133 | Urban | Q3 |
| 76134 | Urban | Q4 |
| 76135 | Urban | Q3 |
| 76136 | Urban | Q3 |
| 76137 | Urban | Q2 |
| 76140 | Urban | Q3 |
| 76147 | Urban | Q3 |
| 76148 | Urban | Q2 |
| 76150 | Urban | Q4 |
| 76155 | Urban | Q3 |
| 76161 | Urban | Q4 |
| 76162 | Urban | Q3 |
| 76163 | Urban | Q3 |
| 76164 | Urban | Q4 |
| 76166 | Urban | Q4 |
| 76177 | Urban | Q1 |
| 76179 | Urban | Q1 |
| 76180 | Urban | Q3 |
| 76181 | Urban | Q3 |
| 76182 | Urban | Q1 |
| 76185 | Urban | Q2 |
| 76190 | Urban | Q2 |
| 76191 | Urban | Q4 |
| 76192 | Urban | Q1 |
| 76193 | Urban | Q4 |
| 76195 | Urban | Q4 |
| 76196 | Urban | Q4 |
| 76197 | Urban | Q4 |
| 76198 | Urban | Q4 |
| 76199 | Urban | Q4 |
| 76201 | Urban | Q4 |
| 76202 | Urban | Q4 |
| 76203 | Urban | Q4 |
| 76204 | Urban | Q4 |
| 76205 | Urban | Q4 |
| 76206 | Urban | Q4 |

Appendix D. List of 5-Digit Zip Codes and Mapping to Urban and Socioeconomic Status Categories

| 5-Digit Zip Code | Rural/Urban Categorization | SES Quartile |
|------------------|----------------------------|--------------|
| 76207 | Urban | Q2 |
| 76208 | Urban | Q2 |
| 76209 | Urban | Q4 |
| 76210 | Urban | Q1 |
| 76225 | Small Rural | Q1 |
| 76226 | Urban | Q1 |
| 76227 | Urban | Q1 |
| 76228 | Urban | Q2 |
| 76230 | Small Rural | Q2 |
| 76233 | Urban | Q1 |
| 76234 | Urban | Q2 |
| 76238 | Urban | Q1 |
| 76239 | Urban | Q1 |
| 76240 | Large Rural | Q3 |
| 76241 | Large Rural | Q3 |
| 76244 | Urban | Q1 |
| 76245 | Urban | Q1 |
| 76246 | Urban | Q2 |
| 76247 | Urban | Q1 |
| 76248 | Urban | Q1 |
| 76249 | Urban | Q1 |
| 76250 | Large Rural | Q1 |
| 76251 | Urban | Q2 |
| 76252 | Large Rural | Q1 |
| 76253 | Large Rural | Q1 |
| 76255 | Small Rural | Q3 |
| 76258 | Urban | Q2 |
| 76259 | Urban | Q2 |
| 76261 | Small Rural | Q1 |
| 76262 | Urban | Q1 |
| 76263 | Urban | Q1 |
| 76264 | Urban | Q1 |
| 76265 | Isolated | Q1 |
| 76266 | Urban | Q2 |
| 76267 | Urban | Q2 |
| 76268 | Urban | Q2 |
| 76270 | Small Rural | Q1 |
| 76271 | Urban | Q2 |
| 76272 | Urban | Q2 |
| 76273 | Small Rural | Q2 |
| 76301 | Urban | Q4 |
| 76302 | Urban | Q3 |
| 76305 | Urban | Q2 |
| 76306 | Urban | Q3 |

Appendix D. List of 5-Digit Zip Codes and Mapping to Urban and Socioeconomic Status Categories

| 5-Digit Zip Code | Rural/Urban Categorization | SES Quartile |
|------------------|----------------------------|--------------|
| 76307 | Urban | Q4 |
| 76308 | Urban | Q2 |
| 76309 | Urban | Q4 |
| 76310 | Urban | Q2 |
| 76311 | Urban | Q1 |
| 76351 | Urban | Q3 |
| 76352 | Urban | Q2 |
| 76354 | Urban | Q2 |
| 76357 | Urban | Q2 |
| 76360 | Small Rural | Q2 |
| 76363 | Isolated | Q2 |
| 76364 | Large Rural | Q1 |
| 76365 | Urban | Q2 |
| 76366 | Urban | Q2 |
| 76367 | Urban | Q1 |
| 76369 | Small Rural | Q2 |
| 76370 | Urban | Q1 |
| 76371 | Isolated | Q3 |
| 76372 | Small Rural | Q3 |
| 76373 | Large Rural | Q1 |
| 76374 | Small Rural | Q3 |
| 76377 | Urban | Q2 |
| 76379 | Urban | Q1 |
| 76380 | Isolated | Q1 |
| 76384 | Large Rural | Q4 |
| 76385 | Large Rural | Q4 |
| 76388 | Small Rural | Q2 |
| 76389 | Urban | Q2 |
| 76401 | Large Rural | Q3 |
| 76402 | Large Rural | Q1 |
| 76424 | Small Rural | Q3 |
| 76426 | Small Rural | Q2 |
| 76427 | Urban | Q4 |
| 76429 | Small Rural | Q1 |
| 76430 | Urban | Q2 |
| 76431 | Isolated | Q2 |
| 76432 | Large Rural | Q3 |
| 76433 | Urban | Q1 |
| 76435 | Isolated | Q2 |
| 76436 | Isolated | Q3 |
| 76437 | Small Rural | Q3 |
| 76439 | Urban | Q1 |
| 76442 | Small Rural | Q3 |
| 76443 | Urban | Q3 |

Appendix D. List of 5-Digit Zip Codes and Mapping to Urban and Socioeconomic Status Categories

| 5-Digit Zip Code | Rural/Urban Categorization | SES Quartile |
|------------------|----------------------------|--------------|
| 76444 | Isolated | Q3 |
| 76445 | Isolated | Q1 |
| 76446 | Large Rural | Q3 |
| 76448 | Small Rural | Q2 |
| 76449 | Urban | Q2 |
| 76450 | Small Rural | Q2 |
| 76452 | Isolated | Q4 |
| 76453 | Isolated | Q1 |
| 76454 | Isolated | Q2 |
| 76455 | Isolated | Q3 |
| 76457 | Isolated | Q3 |
| 76458 | Small Rural | Q2 |
| 76459 | Urban | Q1 |
| 76460 | Small Rural | Q1 |
| 76461 | Large Rural | Q3 |
| 76462 | Large Rural | Q1 |
| 76463 | Isolated | Q3 |
| 76464 | Urban | Q2 |
| 76465 | Urban | Q1 |
| 76466 | Small Rural | Q1 |
| 76467 | Urban | Q1 |
| 76468 | Large Rural | Q3 |
| 76469 | Urban | Q1 |
| 76470 | Isolated | Q3 |
| 76471 | Isolated | Q2 |
| 76472 | Urban | Q1 |
| 76474 | Small Rural | Q3 |
| 76475 | Isolated | Q3 |
| 76476 | Large Rural | Q1 |
| 76481 | Small Rural | Q2 |
| 76483 | Isolated | Q2 |
| 76484 | Urban | Q2 |
| 76485 | Urban | Q1 |
| 76486 | Urban | Q1 |
| 76487 | Urban | Q2 |
| 76490 | Large Rural | Q1 |
| 76491 | Isolated | Q2 |
| 76501 | Urban | Q4 |
| 76502 | Urban | Q2 |
| 76503 | Urban | Q4 |
| 76504 | Urban | Q4 |
| 76508 | Urban | Q1 |
| 76511 | Urban | Q3 |
| 76513 | Urban | Q3 |

Appendix D. List of 5-Digit Zip Codes and Mapping to Urban and Socioeconomic Status Categories

| 5-Digit Zip Code | Rural/Urban Categorization | SES Quartile |
|------------------|----------------------------|--------------|
| 76518 | Small Rural | Q3 |
| 76519 | Small Rural | Q2 |
| 76520 | Small Rural | Q3 |
| 76522 | Urban | Q2 |
| 76523 | Small Rural | Missing |
| 76524 | Urban | Q2 |
| 76525 | Large Rural | Q2 |
| 76526 | Large Rural | Q3 |
| 76527 | Urban | Q2 |
| 76528 | Large Rural | Q3 |
| 76530 | Urban | Q2 |
| 76531 | Small Rural | Q2 |
| 76533 | Urban | Q4 |
| 76534 | Urban | Q3 |
| 76537 | Urban | Q1 |
| 76538 | Large Rural | Q1 |
| 76539 | Urban | Q1 |
| 76540 | Urban | Q4 |
| 76541 | Urban | Q4 |
| 76542 | Urban | Q2 |
| 76543 | Urban | Q4 |
| 76544 | Urban | Q2 |
| 76547 | Urban | Q2 |
| 76548 | Urban | Q3 |
| 76549 | Urban | Q2 |
| 76550 | Small Rural | Q3 |
| 76554 | Urban | Q2 |
| 76556 | Urban | Q2 |
| 76557 | Urban | Q2 |
| 76558 | Large Rural | Q3 |
| 76559 | Urban | Q4 |
| 76561 | Large Rural | Q3 |
| 76564 | Urban | Q2 |
| 76565 | Large Rural | Q1 |
| 76566 | Large Rural | Q3 |
| 76567 | Small Rural | Q4 |
| 76569 | Urban | Q1 |
| 76570 | Urban | Q3 |
| 76571 | Urban | Q1 |
| 76573 | Urban | Q2 |
| 76574 | Urban | Q3 |
| 76577 | Urban | Q2 |
| 76578 | Urban | Q2 |
| 76579 | Urban | Q2 |

Appendix D. List of 5-Digit Zip Codes and Mapping to Urban and Socioeconomic Status Categories

| 5-Digit Zip Code | Rural/Urban Categorization | SES Quartile |
|------------------|----------------------------|--------------|
| 76596 | Large Rural | Q1 |
| 76597 | Large Rural | Q1 |
| 76598 | Large Rural | Q1 |
| 76599 | Large Rural | Q1 |
| 76621 | Urban | Q1 |
| 76622 | Urban | Q2 |
| 76623 | Urban | Q3 |
| 76624 | Urban | Q2 |
| 76626 | Urban | Q2 |
| 76627 | Urban | Q2 |
| 76628 | Small Rural | Q4 |
| 76629 | Isolated | Q3 |
| 76630 | Urban | Q1 |
| 76631 | Small Rural | Q1 |
| 76632 | Urban | Q3 |
| 76633 | Urban | Q2 |
| 76634 | Urban | Q2 |
| 76635 | Urban | Q4 |
| 76636 | Urban | Q2 |
| 76637 | Urban | Q2 |
| 76638 | Urban | Q1 |
| 76639 | Large Rural | Q3 |
| 76640 | Urban | Q2 |
| 76641 | Urban | Q3 |
| 76642 | Small Rural | Q3 |
| 76643 | Urban | Q1 |
| 76644 | Urban | Q2 |
| 76645 | Small Rural | Q4 |
| 76648 | Urban | Q2 |
| 76649 | Large Rural | Q2 |
| 76650 | Small Rural | Q1 |
| 76651 | Urban | Q2 |
| 76652 | Large Rural | Q2 |
| 76653 | Small Rural | Q1 |
| 76654 | Urban | Q2 |
| 76655 | Urban | Q1 |
| 76656 | Urban | Q2 |
| 76657 | Urban | Q2 |
| 76660 | Urban | Q2 |
| 76661 | Small Rural | Q4 |
| 76664 | Urban | Q3 |
| 76665 | Isolated | Q3 |
| 76666 | Small Rural | Q1 |
| 76667 | Small Rural | Q3 |

Appendix D. List of 5-Digit Zip Codes and Mapping to Urban and Socioeconomic Status Categories

| 5-Digit Zip Code | Rural/Urban Categorization | SES Quartile |
|------------------|----------------------------|--------------|
| 76670 | Urban | Q2 |
| 76671 | Urban | Q3 |
| 76673 | Urban | Q3 |
| 76676 | Urban | Q2 |
| 76678 | Urban | Q3 |
| 76679 | Large Rural | Q3 |
| 76680 | Urban | Q1 |
| 76681 | Large Rural | Q3 |
| 76682 | Urban | Q2 |
| 76684 | Urban | Q2 |
| 76685 | Urban | Q2 |
| 76686 | Small Rural | Q2 |
| 76687 | Small Rural | Q2 |
| 76689 | Urban | Q2 |
| 76690 | Large Rural | Q4 |
| 76691 | Urban | Q2 |
| 76692 | Urban | Q3 |
| 76693 | Isolated | Q3 |
| 76701 | Urban | Q4 |
| 76702 | Urban | Q1 |
| 76703 | Urban | Q4 |
| 76704 | Urban | Q4 |
| 76705 | Urban | Q4 |
| 76706 | Urban | Q4 |
| 76707 | Urban | Q4 |
| 76708 | Urban | Q4 |
| 76710 | Urban | Q3 |
| 76711 | Urban | Q4 |
| 76712 | Urban | Q1 |
| 76714 | Urban | Q3 |
| 76715 | Urban | Q4 |
| 76716 | Urban | Q4 |
| 76797 | Urban | Q3 |
| 76798 | Urban | Q1 |
| 76799 | Urban | Q3 |
| 76801 | Large Rural | Q3 |
| 76802 | Large Rural | Q2 |
| 76803 | Large Rural | Q2 |
| 76804 | Large Rural | Q3 |
| 76820 | Isolated | Q1 |
| 76821 | Small Rural | Q3 |
| 76823 | Large Rural | Q1 |
| 76824 | Small Rural | Missing |
| 76825 | Small Rural | Q3 |

Appendix D. List of 5-Digit Zip Codes and Mapping to Urban and Socioeconomic Status Categories

| 5-Digit Zip Code | Rural/Urban Categorization | SES Quartile |
|------------------|----------------------------|--------------|
| 76827 | Large Rural | Q2 |
| 76828 | Isolated | Q1 |
| 76831 | Small Rural | Q1 |
| 76832 | Small Rural | Q2 |
| 76834 | Small Rural | Q3 |
| 76836 | Small Rural | Q1 |
| 76837 | Urban | Q2 |
| 76841 | Isolated | Q1 |
| 76842 | Isolated | Q1 |
| 76844 | Isolated | Q2 |
| 76845 | Isolated | Q2 |
| 76848 | Isolated | Q1 |
| 76849 | Small Rural | Q3 |
| 76852 | Small Rural | Q1 |
| 76853 | Small Rural | Q3 |
| 76854 | Small Rural | Q2 |
| 76855 | Urban | Q1 |
| 76856 | Isolated | Q2 |
| 76857 | Large Rural | Q1 |
| 76858 | Small Rural | Q3 |
| 76859 | Isolated | Q3 |
| 76861 | Urban | Q2 |
| 76862 | Urban | Q2 |
| 76864 | Isolated | Q2 |
| 76865 | Isolated | Q2 |
| 76866 | Urban | Q2 |
| 76869 | Isolated | Q1 |
| 76870 | Isolated | Q2 |
| 76871 | Small Rural | Q2 |
| 76872 | Small Rural | Q1 |
| 76873 | Isolated | Q1 |
| 76874 | Small Rural | Q1 |
| 76875 | Urban | Q1 |
| 76877 | Small Rural | Q3 |
| 76878 | Isolated | Q3 |
| 76880 | Isolated | Q2 |
| 76882 | Isolated | Q2 |
| 76883 | Small Rural | Q3 |
| 76884 | Isolated | Q1 |
| 76885 | Small Rural | Q1 |
| 76886 | Urban | Q3 |
| 76887 | Small Rural | Q1 |
| 76888 | Isolated | Q2 |
| 76890 | Large Rural | Q2 |

Appendix D. List of 5-Digit Zip Codes and Mapping to Urban and Socioeconomic Status Categories

| 5-Digit Zip Code | Rural/Urban Categorization | SES Quartile |
|------------------|----------------------------|--------------|
| 76901 | Urban | Q3 |
| 76902 | Urban | Q4 |
| 76903 | Urban | Q4 |
| 76904 | Urban | Q2 |
| 76905 | Urban | Q3 |
| 76906 | Urban | Q2 |
| 76908 | Urban | Q1 |
| 76909 | Urban | Q2 |
| 76930 | Urban | Q2 |
| 76932 | Small Rural | Q3 |
| 76933 | Urban | Q2 |
| 76934 | Urban | Q1 |
| 76935 | Urban | Q1 |
| 76936 | Isolated | Q3 |
| 76937 | Urban | Q1 |
| 76939 | Urban | Q2 |
| 76940 | Urban | Q2 |
| 76941 | Urban | Q2 |
| 76943 | Small Rural | Q2 |
| 76945 | Urban | Q2 |
| 76949 | Urban | Q1 |
| 76950 | Small Rural | Q2 |
| 76951 | Isolated | Q2 |
| 76953 | Urban | Q1 |
| 76955 | Urban | Q1 |
| 76957 | Urban | Missing |
| 76958 | Urban | Q1 |
| 77001 | Urban | Missing |
| 77002 | Urban | Q4 |
| 77003 | Urban | Q4 |
| 77004 | Urban | Q4 |
| 77005 | Urban | Q1 |
| 77006 | Urban | Q2 |
| 77007 | Urban | Q2 |
| 77008 | Urban | Q2 |
| 77009 | Urban | Q4 |
| 77010 | Urban | Q2 |
| 77011 | Urban | Q4 |
| 77012 | Urban | Q4 |
| 77013 | Urban | Q4 |
| 77014 | Urban | Q4 |
| 77015 | Urban | Q4 |
| 77016 | Urban | Q4 |
| 77017 | Urban | Q4 |

Appendix D. List of 5-Digit Zip Codes and Mapping to Urban and Socioeconomic Status Categories

| 5-Digit Zip Code | Rural/Urban Categorization | SES Quartile |
|------------------|----------------------------|--------------|
| 77018 | Urban | Q3 |
| 77019 | Urban | Q2 |
| 77020 | Urban | Q4 |
| 77021 | Urban | Q4 |
| 77022 | Urban | Q4 |
| 77023 | Urban | Q4 |
| 77024 | Urban | Q1 |
| 77025 | Urban | Q2 |
| 77026 | Urban | Q4 |
| 77027 | Urban | Q2 |
| 77028 | Urban | Q4 |
| 77029 | Urban | Q4 |
| 77030 | Urban | Q2 |
| 77031 | Urban | Q4 |
| 77032 | Urban | Q4 |
| 77033 | Urban | Q4 |
| 77034 | Urban | Q4 |
| 77035 | Urban | Q4 |
| 77036 | Urban | Q4 |
| 77037 | Urban | Q4 |
| 77038 | Urban | Q4 |
| 77039 | Urban | Q4 |
| 77040 | Urban | Q3 |
| 77041 | Urban | Q2 |
| 77042 | Urban | Q4 |
| 77043 | Urban | Q3 |
| 77044 | Urban | Q3 |
| 77045 | Urban | Q4 |
| 77046 | Urban | Q1 |
| 77047 | Urban | Q3 |
| 77048 | Urban | Q4 |
| 77049 | Urban | Q3 |
| 77050 | Urban | Q3 |
| 77051 | Urban | Q4 |
| 77052 | Urban | Q4 |
| 77053 | Urban | Q3 |
| 77054 | Urban | Q3 |
| 77055 | Urban | Q4 |
| 77056 | Urban | Q1 |
| 77057 | Urban | Q3 |
| 77058 | Urban | Q3 |
| 77059 | Urban | Q1 |
| 77060 | Urban | Q4 |
| 77061 | Urban | Q4 |

Appendix D. List of 5-Digit Zip Codes and Mapping to Urban and Socioeconomic Status Categories

| 5-Digit Zip Code | Rural/Urban Categorization | SES Quartile |
|------------------|----------------------------|--------------|
| 77062 | Urban | Q2 |
| 77063 | Urban | Q4 |
| 77064 | Urban | Q2 |
| 77065 | Urban | Q3 |
| 77066 | Urban | Q3 |
| 77067 | Urban | Q4 |
| 77068 | Urban | Q3 |
| 77069 | Urban | Q1 |
| 77070 | Urban | Q2 |
| 77071 | Urban | Q4 |
| 77072 | Urban | Q4 |
| 77073 | Urban | Q3 |
| 77074 | Urban | Q4 |
| 77075 | Urban | Q4 |
| 77076 | Urban | Q4 |
| 77077 | Urban | Q2 |
| 77078 | Urban | Q4 |
| 77079 | Urban | Q1 |
| 77080 | Urban | Q4 |
| 77081 | Urban | Q4 |
| 77082 | Urban | Q3 |
| 77083 | Urban | Q3 |
| 77084 | Urban | Q3 |
| 77085 | Urban | Q3 |
| 77086 | Urban | Q4 |
| 77087 | Urban | Q4 |
| 77088 | Urban | Q4 |
| 77089 | Urban | Q3 |
| 77090 | Urban | Q4 |
| 77091 | Urban | Q4 |
| 77092 | Urban | Q4 |
| 77093 | Urban | Q4 |
| 77094 | Urban | Q1 |
| 77095 | Urban | Q1 |
| 77096 | Urban | Q3 |
| 77098 | Urban | Q1 |
| 77099 | Urban | Q4 |
| 77201 | Urban | Missing |
| 77202 | Urban | Q4 |
| 77203 | Urban | Q4 |
| 77204 | Urban | Q4 |
| 77205 | Urban | Q4 |
| 77206 | Urban | Q3 |
| 77207 | Urban | Q4 |

Appendix D. List of 5-Digit Zip Codes and Mapping to Urban and Socioeconomic Status Categories

| 5-Digit Zip Code | Rural/Urban Categorization | SES Quartile |
|------------------|----------------------------|--------------|
| 77208 | Urban | Q4 |
| 77209 | Urban | Missing |
| 77210 | Urban | Missing |
| 77212 | Urban | Missing |
| 77213 | Urban | Q4 |
| 77215 | Urban | Q4 |
| 77216 | Urban | Q4 |
| 77217 | Urban | Q4 |
| 77218 | Urban | Q3 |
| 77219 | Urban | Q2 |
| 77220 | Urban | Q4 |
| 77221 | Urban | Q4 |
| 77222 | Urban | Q4 |
| 77223 | Urban | Q4 |
| 77224 | Urban | Q1 |
| 77225 | Urban | Q2 |
| 77226 | Urban | Q4 |
| 77227 | Urban | Q2 |
| 77228 | Urban | Q4 |
| 77229 | Urban | Q4 |
| 77230 | Urban | Q3 |
| 77231 | Urban | Q4 |
| 77233 | Urban | Q4 |
| 77234 | Urban | Q4 |
| 77235 | Urban | Q4 |
| 77236 | Urban | Q4 |
| 77237 | Urban | Q3 |
| 77238 | Urban | Q4 |
| 77240 | Urban | Q3 |
| 77241 | Urban | Q3 |
| 77242 | Urban | Q4 |
| 77243 | Urban | Q4 |
| 77244 | Urban | Q2 |
| 77245 | Urban | Q4 |
| 77248 | Urban | Q2 |
| 77249 | Urban | Q4 |
| 77251 | Urban | Missing |
| 77252 | Urban | Missing |
| 77253 | Urban | Missing |
| 77254 | Urban | Q1 |
| 77255 | Urban | Q4 |
| 77256 | Urban | Q2 |
| 77257 | Urban | Q3 |
| 77258 | Urban | Q3 |

Appendix D. List of 5-Digit Zip Codes and Mapping to Urban and Socioeconomic Status Categories

| 5-Digit Zip Code | Rural/Urban Categorization | SES Quartile |
|------------------|----------------------------|--------------|
| 77259 | Urban | Q2 |
| 77261 | Urban | Q4 |
| 77262 | Urban | Q4 |
| 77263 | Urban | Q4 |
| 77265 | Urban | Q1 |
| 77266 | Urban | Q2 |
| 77267 | Urban | Q4 |
| 77268 | Urban | Q4 |
| 77269 | Urban | Q2 |
| 77270 | Urban | Q2 |
| 77271 | Urban | Q4 |
| 77272 | Urban | Q4 |
| 77273 | Urban | Q4 |
| 77274 | Urban | Q4 |
| 77275 | Urban | Q4 |
| 77277 | Urban | Q1 |
| 77279 | Urban | Q1 |
| 77280 | Urban | Q4 |
| 77282 | Urban | Q2 |
| 77284 | Urban | Q3 |
| 77287 | Urban | Q4 |
| 77288 | Urban | Q4 |
| 77289 | Urban | Q2 |
| 77290 | Urban | Q4 |
| 77291 | Urban | Q4 |
| 77292 | Urban | Q3 |
| 77293 | Urban | Q4 |
| 77297 | Urban | Q4 |
| 77299 | Urban | Q2 |
| 77301 | Urban | Q4 |
| 77302 | Urban | Q3 |
| 77303 | Urban | Q3 |
| 77304 | Urban | Q2 |
| 77305 | Urban | Q4 |
| 77306 | Urban | Q3 |
| 77315 | Urban | Q4 |
| 77316 | Urban | Q2 |
| 77318 | Urban | Q1 |
| 77320 | Large Rural | Q3 |
| 77325 | Urban | Q2 |
| 77326 | Urban | Q1 |
| 77327 | Urban | Q4 |
| 77328 | Urban | Q3 |
| 77331 | Urban | Q2 |

Appendix D. List of 5-Digit Zip Codes and Mapping to Urban and Socioeconomic Status Categories

| 5-Digit Zip Code | Rural/Urban Categorization | SES Quartile |
|------------------|----------------------------|--------------|
| 77332 | Urban | Q3 |
| 77333 | Urban | Q2 |
| 77334 | Large Rural | Q1 |
| 77335 | Urban | Q3 |
| 77336 | Urban | Q1 |
| 77337 | Urban | Q2 |
| 77338 | Urban | Q3 |
| 77339 | Urban | Q2 |
| 77340 | Large Rural | Q3 |
| 77341 | Large Rural | Q3 |
| 77342 | Large Rural | Missing |
| 77343 | Large Rural | Q3 |
| 77344 | Large Rural | Q3 |
| 77345 | Urban | Q1 |
| 77346 | Urban | Q1 |
| 77347 | Urban | Q3 |
| 77348 | Large Rural | Q3 |
| 77349 | Large Rural | Q3 |
| 77350 | Small Rural | Q3 |
| 77351 | Urban | Q3 |
| 77353 | Urban | Q2 |
| 77354 | Urban | Q2 |
| 77355 | Urban | Q2 |
| 77356 | Urban | Q1 |
| 77357 | Urban | Q3 |
| 77358 | Large Rural | Q3 |
| 77359 | Urban | Q2 |
| 77360 | Small Rural | Q3 |
| 77362 | Urban | Q2 |
| 77363 | Urban | Q3 |
| 77364 | Urban | Q2 |
| 77365 | Urban | Q3 |
| 77367 | Large Rural | Q3 |
| 77368 | Small Rural | Q1 |
| 77369 | Small Rural | Q4 |
| 77371 | Urban | Q4 |
| 77372 | Urban | Q3 |
| 77373 | Urban | Q2 |
| 77374 | Urban | Q2 |
| 77375 | Urban | Q2 |
| 77376 | Urban | Q2 |
| 77377 | Urban | Q1 |
| 77378 | Urban | Q3 |
| 77379 | Urban | Q1 |

Appendix D. List of 5-Digit Zip Codes and Mapping to Urban and Socioeconomic Status Categories

| 5-Digit Zip Code | Rural/Urban Categorization | SES Quartile |
|------------------|----------------------------|--------------|
| 77380 | Urban | Q2 |
| 77381 | Urban | Q1 |
| 77382 | Urban | Q1 |
| 77383 | Urban | Q2 |
| 77384 | Urban | Q1 |
| 77385 | Urban | Q2 |
| 77386 | Urban | Q1 |
| 77387 | Urban | Q2 |
| 77388 | Urban | Q1 |
| 77389 | Urban | Q1 |
| 77391 | Urban | Q1 |
| 77393 | Urban | Q1 |
| 77396 | Urban | Q3 |
| 77399 | Urban | Q3 |
| 77401 | Urban | Q1 |
| 77402 | Urban | Q1 |
| 77404 | Large Rural | Q4 |
| 77406 | Urban | Q1 |
| 77407 | Urban | Q1 |
| 77410 | Urban | Q1 |
| 77411 | Urban | Q4 |
| 77412 | Urban | Q2 |
| 77413 | Urban | Q2 |
| 77414 | Large Rural | Q4 |
| 77415 | Urban | Q1 |
| 77417 | Urban | Q3 |
| 77418 | Small Rural | Q2 |
| 77419 | Large Rural | Q3 |
| 77420 | Small Rural | Q2 |
| 77422 | Urban | Q2 |
| 77423 | Urban | Q4 |
| 77426 | Large Rural | Q1 |
| 77428 | Small Rural | Missing |
| 77429 | Urban | Q1 |
| 77430 | Urban | Q2 |
| 77431 | Urban | Q3 |
| 77432 | Large Rural | Q1 |
| 77433 | Urban | Q1 |
| 77434 | Small Rural | Q4 |
| 77435 | Urban | Q3 |
| 77436 | Urban | Missing |
| 77437 | Large Rural | Q3 |
| 77440 | Large Rural | Missing |
| 77441 | Urban | Q1 |

Appendix D. List of 5-Digit Zip Codes and Mapping to Urban and Socioeconomic Status Categories

| 5-Digit Zip Code | Rural/Urban Categorization | SES Quartile |
|------------------|----------------------------|--------------|
| 77442 | Urban | Q2 |
| 77443 | Urban | Q1 |
| 77444 | Urban | Q2 |
| 77445 | Urban | Q4 |
| 77446 | Urban | Q4 |
| 77447 | Urban | Q2 |
| 77448 | Urban | Q1 |
| 77449 | Urban | Q2 |
| 77450 | Urban | Q1 |
| 77451 | Urban | Q3 |
| 77452 | Small Rural | Q2 |
| 77453 | Small Rural | Q4 |
| 77454 | Urban | Q1 |
| 77455 | Large Rural | Q1 |
| 77456 | Large Rural | Q2 |
| 77457 | Urban | Q2 |
| 77458 | Large Rural | Q3 |
| 77459 | Urban | Q1 |
| 77460 | Urban | Q1 |
| 77461 | Urban | Q2 |
| 77463 | Urban | Q3 |
| 77464 | Urban | Q4 |
| 77465 | Small Rural | Q2 |
| 77466 | Urban | Q4 |
| 77467 | Large Rural | Q3 |
| 77468 | Large Rural | Q2 |
| 77469 | Urban | Q2 |
| 77470 | Isolated | Q2 |
| 77471 | Urban | Q4 |
| 77473 | Urban | Q3 |
| 77474 | Urban | Q2 |
| 77475 | Isolated | Q1 |
| 77476 | Urban | Q3 |
| 77477 | Urban | Q3 |
| 77478 | Urban | Q1 |
| 77479 | Urban | Q1 |
| 77480 | Urban | Q3 |
| 77481 | Urban | Q1 |
| 77482 | Large Rural | Q3 |
| 77483 | Urban | Q2 |
| 77484 | Urban | Q2 |
| 77485 | Small Rural | Q2 |
| 77486 | Urban | Q2 |
| 77487 | Urban | Q1 |

Appendix D. List of 5-Digit Zip Codes and Mapping to Urban and Socioeconomic Status Categories

| 5-Digit Zip Code | Rural/Urban Categorization | SES Quartile |
|------------------|----------------------------|--------------|
| 77488 | Urban | Q4 |
| 77489 | Urban | Q2 |
| 77491 | Urban | Q2 |
| 77492 | Urban | Q2 |
| 77493 | Urban | Q2 |
| 77494 | Urban | Q1 |
| 77496 | Urban | Q1 |
| 77497 | Urban | Q3 |
| 77498 | Urban | Q2 |
| 77501 | Urban | Q4 |
| 77502 | Urban | Q4 |
| 77503 | Urban | Q4 |
| 77504 | Urban | Q4 |
| 77505 | Urban | Q2 |
| 77506 | Urban | Q4 |
| 77507 | Urban | Missing |
| 77508 | Urban | Q2 |
| 77510 | Urban | Q2 |
| 77511 | Urban | Q3 |
| 77512 | Urban | Q3 |
| 77514 | Urban | Q3 |
| 77515 | Urban | Q3 |
| 77516 | Urban | Q3 |
| 77517 | Urban | Q1 |
| 77518 | Urban | Q4 |
| 77519 | Urban | Q2 |
| 77520 | Urban | Q4 |
| 77521 | Urban | Q3 |
| 77522 | Urban | Q3 |
| 77523 | Urban | Q1 |
| 77530 | Urban | Q4 |
| 77531 | Urban | Q4 |
| 77532 | Urban | Q2 |
| 77533 | Small Rural | Q2 |
| 77534 | Urban | Q1 |
| 77535 | Urban | Q2 |
| 77536 | Urban | Q2 |
| 77538 | Small Rural | Q2 |
| 77539 | Urban | Q3 |
| 77541 | Urban | Q4 |
| 77542 | Urban | Q4 |
| 77545 | Urban | Q2 |
| 77546 | Urban | Q1 |
| 77547 | Urban | Q4 |

Appendix D. List of 5-Digit Zip Codes and Mapping to Urban and Socioeconomic Status Categories

| 5-Digit Zip Code | Rural/Urban Categorization | SES Quartile |
|------------------|----------------------------|--------------|
| 77549 | Urban | Q1 |
| 77550 | Large Rural | Q4 |
| 77551 | Large Rural | Q4 |
| 77552 | Large Rural | Q4 |
| 77553 | Large Rural | Q4 |
| 77554 | Large Rural | Q1 |
| 77555 | Large Rural | Q4 |
| 77560 | Urban | Q3 |
| 77561 | Small Rural | Q1 |
| 77562 | Urban | Q3 |
| 77563 | Urban | Q3 |
| 77564 | Small Rural | Q1 |
| 77565 | Urban | Q1 |
| 77566 | Urban | Q2 |
| 77568 | Urban | Q3 |
| 77571 | Urban | Q2 |
| 77572 | Urban | Q2 |
| 77573 | Urban | Q1 |
| 77574 | Urban | Q1 |
| 77575 | Small Rural | Q3 |
| 77577 | Urban | Q2 |
| 77578 | Urban | Q1 |
| 77580 | Urban | Q1 |
| 77581 | Urban | Q1 |
| 77582 | Small Rural | Q3 |
| 77583 | Urban | Q3 |
| 77584 | Urban | Q1 |
| 77585 | Urban | Q3 |
| 77586 | Urban | Q1 |
| 77587 | Urban | Q4 |
| 77588 | Urban | Q1 |
| 77590 | Urban | Q4 |
| 77591 | Urban | Q4 |
| 77592 | Urban | Q4 |
| 77597 | Urban | Q2 |
| 77598 | Urban | Q3 |
| 77611 | Urban | Q2 |
| 77612 | Urban | Q1 |
| 77613 | Urban | Q2 |
| 77614 | Urban | Q1 |
| 77615 | Urban | Q1 |
| 77616 | Urban | Q2 |
| 77617 | Urban | Q2 |
| 77619 | Urban | Q2 |

Appendix D. List of 5-Digit Zip Codes and Mapping to Urban and Socioeconomic Status Categories

| 5-Digit Zip Code | Rural/Urban Categorization | SES Quartile |
|------------------|----------------------------|--------------|
| 77622 | Urban | Q1 |
| 77623 | Urban | Q3 |
| 77624 | Small Rural | Q2 |
| 77625 | Urban | Q2 |
| 77626 | Urban | Q2 |
| 77627 | Urban | Q1 |
| 77629 | Urban | Q2 |
| 77630 | Urban | Q3 |
| 77631 | Urban | Q3 |
| 77632 | Urban | Q2 |
| 77639 | Urban | Q3 |
| 77640 | Urban | Q4 |
| 77641 | Urban | Q4 |
| 77642 | Urban | Q4 |
| 77643 | Urban | Q4 |
| 77650 | Urban | Q1 |
| 77651 | Urban | Q1 |
| 77655 | Urban | Q2 |
| 77656 | Urban | Q2 |
| 77657 | Urban | Q1 |
| 77659 | Urban | Q1 |
| 77660 | Urban | Q2 |
| 77661 | Urban | Q1 |
| 77662 | Urban | Q2 |
| 77663 | Urban | Q1 |
| 77664 | Urban | Q2 |
| 77665 | Urban | Q3 |
| 77670 | Urban | Q2 |
| 77701 | Urban | Q4 |
| 77702 | Urban | Q4 |
| 77703 | Urban | Q4 |
| 77704 | Urban | Q4 |
| 77705 | Urban | Q4 |
| 77706 | Urban | Q2 |
| 77707 | Urban | Q3 |
| 77708 | Urban | Q4 |
| 77710 | Urban | Q4 |
| 77713 | Urban | Q2 |
| 77720 | Urban | Q3 |
| 77725 | Urban | Q4 |
| 77726 | Urban | Q2 |
| 77801 | Urban | Q4 |
| 77802 | Urban | Q2 |
| 77803 | Urban | Q4 |

Appendix D. List of 5-Digit Zip Codes and Mapping to Urban and Socioeconomic Status Categories

| 5-Digit Zip Code | Rural/Urban Categorization | SES Quartile |
|------------------|----------------------------|--------------|
| 77805 | Urban | Q2 |
| 77806 | Urban | Q4 |
| 77807 | Urban | Q4 |
| 77808 | Urban | Q1 |
| 77830 | Urban | Q2 |
| 77831 | Isolated | Q3 |
| 77833 | Large Rural | Q3 |
| 77834 | Large Rural | Q3 |
| 77835 | Large Rural | Q1 |
| 77836 | Urban | Q3 |
| 77837 | Urban | Q4 |
| 77838 | Urban | Q3 |
| 77840 | Urban | Q4 |
| 77841 | Urban | Q4 |
| 77842 | Urban | Q4 |
| 77843 | Urban | Q2 |
| 77844 | Urban | Q4 |
| 77845 | Urban | Q2 |
| 77850 | Isolated | Q4 |
| 77852 | Urban | Q3 |
| 77853 | Small Rural | Q2 |
| 77855 | Urban | Q1 |
| 77856 | Urban | Q2 |
| 77857 | Urban | Q1 |
| 77859 | Urban | Q3 |
| 77861 | Urban | Q2 |
| 77862 | Urban | Q1 |
| 77863 | Urban | Q3 |
| 77864 | Small Rural | Q4 |
| 77865 | Urban | Q2 |
| 77866 | Urban | Q3 |
| 77867 | Urban | Q3 |
| 77868 | Urban | Q3 |
| 77870 | Urban | Q2 |
| 77871 | Urban | Q2 |
| 77872 | Urban | Q2 |
| 77873 | Isolated | Q2 |
| 77875 | Urban | Q2 |
| 77876 | Isolated | Q2 |
| 77878 | Urban | Q4 |
| 77879 | Urban | Q2 |
| 77880 | Large Rural | Q2 |
| 77881 | Urban | Q2 |
| 77882 | Urban | Q3 |

Appendix D. List of 5-Digit Zip Codes and Mapping to Urban and Socioeconomic Status Categories

| 5-Digit Zip Code | Rural/Urban Categorization | SES Quartile |
|------------------|----------------------------|--------------|
| 77901 | Urban | Q4 |
| 77902 | Urban | Q4 |
| 77903 | Urban | Q2 |
| 77904 | Urban | Q2 |
| 77905 | Urban | Q1 |
| 77950 | Isolated | Q2 |
| 77951 | Urban | Q3 |
| 77954 | Small Rural | Q3 |
| 77957 | Urban | Q3 |
| 77960 | Urban | Q1 |
| 77961 | Isolated | Q1 |
| 77962 | Isolated | Q3 |
| 77963 | Isolated | Q3 |
| 77964 | Isolated | Q2 |
| 77967 | Small Rural | Q3 |
| 77968 | Urban | Q1 |
| 77969 | Urban | Q2 |
| 77970 | Isolated | Q1 |
| 77971 | Isolated | Q1 |
| 77973 | Urban | Q2 |
| 77974 | Urban | Q1 |
| 77975 | Isolated | Q2 |
| 77976 | Urban | Q1 |
| 77977 | Urban | Q4 |
| 77978 | Large Rural | Q2 |
| 77979 | Large Rural | Q3 |
| 77982 | Large Rural | Q2 |
| 77983 | Large Rural | Q3 |
| 77984 | Isolated | Q2 |
| 77986 | Isolated | Q2 |
| 77987 | Small Rural | Q1 |
| 77988 | Urban | Q3 |
| 77989 | Small Rural | Q3 |
| 77990 | Isolated | Q3 |
| 77991 | Urban | Q1 |
| 77993 | Urban | Q2 |
| 77994 | Small Rural | Q1 |
| 77995 | Small Rural | Q3 |
| 78001 | Small Rural | Missing |
| 78002 | Urban | Q3 |
| 78003 | Urban | Q2 |
| 78004 | Urban | Q1 |
| 78005 | Small Rural | Q2 |
| 78006 | Urban | Q1 |

Appendix D. List of 5-Digit Zip Codes and Mapping to Urban and Socioeconomic Status Categories

| 5-Digit Zip Code | Rural/Urban Categorization | SES Quartile |
|------------------|----------------------------|--------------|
| 78007 | Isolated | Q3 |
| 78008 | Urban | Q1 |
| 78009 | Urban | Q2 |
| 78010 | Large Rural | Q2 |
| 78011 | Urban | Q3 |
| 78012 | Urban | Q3 |
| 78013 | Small Rural | Q3 |
| 78014 | Small Rural | Q3 |
| 78015 | Urban | Q1 |
| 78016 | Urban | Q3 |
| 78017 | Small Rural | Q4 |
| 78019 | Small Rural | Q3 |
| 78021 | Small Rural | Q1 |
| 78022 | Isolated | Q2 |
| 78023 | Urban | Q1 |
| 78024 | Large Rural | Q1 |
| 78025 | Large Rural | Q2 |
| 78026 | Urban | Q3 |
| 78027 | Small Rural | Q1 |
| 78028 | Large Rural | Q3 |
| 78029 | Large Rural | Missing |
| 78039 | Urban | Q1 |
| 78040 | Urban | Q4 |
| 78041 | Urban | Q4 |
| 78042 | Urban | Q4 |
| 78043 | Urban | Q4 |
| 78044 | Urban | Q3 |
| 78045 | Urban | Q2 |
| 78046 | Urban | Q4 |
| 78050 | Urban | Q3 |
| 78052 | Urban | Q2 |
| 78054 | Urban | Q3 |
| 78055 | Isolated | Q2 |
| 78056 | Urban | Q1 |
| 78057 | Small Rural | Q3 |
| 78058 | Large Rural | Q1 |
| 78059 | Urban | Q2 |
| 78060 | Isolated | Q1 |
| 78061 | Small Rural | Q4 |
| 78062 | Small Rural | Q4 |
| 78063 | Urban | Q1 |
| 78064 | Urban | Q3 |
| 78065 | Urban | Q3 |
| 78066 | Urban | Q1 |

Appendix D. List of 5-Digit Zip Codes and Mapping to Urban and Socioeconomic Status Categories

| 5-Digit Zip Code | Rural/Urban Categorization | SES Quartile |
|------------------|----------------------------|--------------|
| 78067 | Large Rural | Q3 |
| 78069 | Urban | Q4 |
| 78070 | Urban | Q1 |
| 78071 | Isolated | Q3 |
| 78072 | Isolated | Q2 |
| 78073 | Urban | Q3 |
| 78074 | Small Rural | Q3 |
| 78075 | Isolated | Q2 |
| 78076 | Large Rural | Q4 |
| 78101 | Urban | Q1 |
| 78102 | Large Rural | Q4 |
| 78104 | Large Rural | Q3 |
| 78107 | Isolated | Q3 |
| 78108 | Urban | Q1 |
| 78109 | Urban | Q2 |
| 78111 | Small Rural | Q4 |
| 78112 | Urban | Q3 |
| 78113 | Urban | Q1 |
| 78114 | Urban | Q2 |
| 78115 | Large Rural | Q3 |
| 78116 | Urban | Q2 |
| 78117 | Urban | Q1 |
| 78118 | Small Rural | Q4 |
| 78119 | Small Rural | Q4 |
| 78121 | Urban | Q1 |
| 78122 | Large Rural | Q1 |
| 78123 | Urban | Q2 |
| 78124 | Urban | Q1 |
| 78125 | Isolated | Q1 |
| 78130 | Urban | Q2 |
| 78131 | Urban | Q2 |
| 78132 | Urban | Q1 |
| 78133 | Urban | Q1 |
| 78135 | Urban | Q2 |
| 78140 | Large Rural | Q4 |
| 78141 | Isolated | Q2 |
| 78142 | Isolated | Q2 |
| 78143 | Urban | Q3 |
| 78144 | Urban | Q1 |
| 78145 | Isolated | Q1 |
| 78146 | Isolated | Q3 |
| 78147 | Urban | Q2 |
| 78148 | Urban | Q3 |
| 78150 | Urban | Q1 |

Appendix D. List of 5-Digit Zip Codes and Mapping to Urban and Socioeconomic Status Categories

| 5-Digit Zip Code | Rural/Urban Categorization | SES Quartile |
|------------------|----------------------------|--------------|
| 78151 | Isolated | Q4 |
| 78152 | Urban | Q1 |
| 78154 | Urban | Q1 |
| 78155 | Large Rural | Q3 |
| 78156 | Large Rural | Q3 |
| 78159 | Small Rural | Q3 |
| 78160 | Urban | Q2 |
| 78161 | Urban | Q2 |
| 78162 | Isolated | Q2 |
| 78163 | Urban | Q1 |
| 78164 | Isolated | Q2 |
| 78201 | Urban | Q4 |
| 78202 | Urban | Q4 |
| 78203 | Urban | Q4 |
| 78204 | Urban | Q4 |
| 78205 | Urban | Q4 |
| 78206 | Urban | Q4 |
| 78207 | Urban | Q4 |
| 78208 | Urban | Q4 |
| 78209 | Urban | Q2 |
| 78210 | Urban | Q4 |
| 78211 | Urban | Q4 |
| 78212 | Urban | Q4 |
| 78213 | Urban | Q4 |
| 78214 | Urban | Q4 |
| 78215 | Urban | Q3 |
| 78216 | Urban | Q3 |
| 78217 | Urban | Q3 |
| 78218 | Urban | Q4 |
| 78219 | Urban | Q4 |
| 78220 | Urban | Q4 |
| 78221 | Urban | Q4 |
| 78222 | Urban | Q4 |
| 78223 | Urban | Q4 |
| 78224 | Urban | Q4 |
| 78225 | Urban | Q4 |
| 78226 | Urban | Q4 |
| 78227 | Urban | Q4 |
| 78228 | Urban | Q4 |
| 78229 | Urban | Q4 |
| 78230 | Urban | Q3 |
| 78231 | Urban | Q1 |
| 78232 | Urban | Q1 |
| 78233 | Urban | Q3 |

Appendix D. List of 5-Digit Zip Codes and Mapping to Urban and Socioeconomic Status Categories

| 5-Digit Zip Code | Rural/Urban Categorization | SES Quartile |
|------------------|----------------------------|--------------|
| 78234 | Urban | Q2 |
| 78235 | Urban | Q3 |
| 78236 | Urban | Q3 |
| 78237 | Urban | Q4 |
| 78238 | Urban | Q3 |
| 78239 | Urban | Q3 |
| 78240 | Urban | Q3 |
| 78241 | Urban | Q4 |
| 78242 | Urban | Q4 |
| 78243 | Urban | Q1 |
| 78244 | Urban | Q3 |
| 78245 | Urban | Q3 |
| 78246 | Urban | Q3 |
| 78247 | Urban | Q1 |
| 78248 | Urban | Q1 |
| 78249 | Urban | Q2 |
| 78250 | Urban | Q2 |
| 78251 | Urban | Q2 |
| 78252 | Urban | Q2 |
| 78253 | Urban | Q1 |
| 78254 | Urban | Q1 |
| 78255 | Urban | Q1 |
| 78256 | Urban | Q2 |
| 78257 | Urban | Q1 |
| 78258 | Urban | Q1 |
| 78259 | Urban | Q1 |
| 78260 | Urban | Q1 |
| 78261 | Urban | Q1 |
| 78263 | Urban | Q1 |
| 78264 | Urban | Q3 |
| 78265 | Urban | Q3 |
| 78266 | Urban | Q1 |
| 78268 | Urban | Q3 |
| 78269 | Urban | Q2 |
| 78270 | Urban | Q1 |
| 78278 | Urban | Q3 |
| 78279 | Urban | Q3 |
| 78280 | Urban | Q3 |
| 78283 | Urban | Q4 |
| 78284 | Urban | Q3 |
| 78285 | Urban | Q3 |
| 78288 | Urban | Q3 |
| 78289 | Urban | Q3 |
| 78291 | Urban | Q4 |

Appendix D. List of 5-Digit Zip Codes and Mapping to Urban and Socioeconomic Status Categories

| 5-Digit Zip Code | Rural/Urban Categorization | SES Quartile |
|------------------|----------------------------|--------------|
| 78292 | Urban | Q4 |
| 78293 | Urban | Q4 |
| 78294 | Urban | Q4 |
| 78295 | Urban | Q4 |
| 78296 | Urban | Q4 |
| 78297 | Urban | Q4 |
| 78298 | Urban | Q4 |
| 78299 | Urban | Q4 |
| 78330 | Urban | Q3 |
| 78332 | Large Rural | Q4 |
| 78333 | Large Rural | Q4 |
| 78335 | Urban | Missing |
| 78336 | Urban | Q3 |
| 78338 | Isolated | Q1 |
| 78339 | Urban | Q3 |
| 78340 | Isolated | Q3 |
| 78341 | Isolated | Q3 |
| 78342 | Large Rural | Q3 |
| 78343 | Urban | Q3 |
| 78344 | Urban | Q2 |
| 78347 | Urban | Q4 |
| 78349 | Isolated | Q3 |
| 78350 | Isolated | Q2 |
| 78351 | Urban | Q3 |
| 78352 | Urban | Q3 |
| 78353 | Small Rural | Q4 |
| 78355 | Small Rural | Q4 |
| 78357 | Isolated | Q4 |
| 78358 | Large Rural | Q2 |
| 78359 | Urban | Q4 |
| 78360 | Small Rural | Q3 |
| 78361 | Small Rural | Q3 |
| 78362 | Urban | Q3 |
| 78363 | Large Rural | Q4 |
| 78364 | Large Rural | Q4 |
| 78368 | Urban | Q4 |
| 78369 | Urban | Q4 |
| 78370 | Urban | Q3 |
| 78371 | Urban | Q3 |
| 78372 | Urban | Q3 |
| 78373 | Isolated | Q2 |
| 78374 | Urban | Q2 |
| 78375 | Small Rural | Q4 |
| 78376 | Isolated | Q4 |

Appendix D. List of 5-Digit Zip Codes and Mapping to Urban and Socioeconomic Status Categories

| 5-Digit Zip Code | Rural/Urban Categorization | SES Quartile |
|------------------|----------------------------|--------------|
| 78377 | Small Rural | Q3 |
| 78379 | Large Rural | Q2 |
| 78380 | Urban | Q4 |
| 78381 | Large Rural | Q2 |
| 78382 | Large Rural | Q2 |
| 78383 | Urban | Q2 |
| 78384 | Small Rural | Q4 |
| 78385 | Isolated | Q4 |
| 78387 | Small Rural | Q4 |
| 78389 | Large Rural | Q3 |
| 78390 | Urban | Q3 |
| 78391 | Large Rural | Q2 |
| 78393 | Isolated | Q2 |
| 78401 | Urban | Q4 |
| 78402 | Urban | Q3 |
| 78403 | Urban | Q4 |
| 78404 | Urban | Q4 |
| 78405 | Urban | Q4 |
| 78406 | Urban | Q3 |
| 78407 | Urban | Q4 |
| 78408 | Urban | Q4 |
| 78409 | Urban | Q4 |
| 78410 | Urban | Q3 |
| 78411 | Urban | Q4 |
| 78412 | Urban | Q4 |
| 78413 | Urban | Q2 |
| 78414 | Urban | Q1 |
| 78415 | Urban | Q4 |
| 78416 | Urban | Q4 |
| 78417 | Urban | Q3 |
| 78418 | Urban | Q3 |
| 78419 | Urban | Q2 |
| 78426 | Urban | Q4 |
| 78427 | Urban | Q2 |
| 78460 | Urban | Q4 |
| 78463 | Urban | Q4 |
| 78465 | Urban | Q4 |
| 78466 | Urban | Q4 |
| 78467 | Urban | Q4 |
| 78468 | Urban | Q4 |
| 78469 | Urban | Q4 |
| 78472 | Urban | Q4 |
| 78480 | Urban | Q3 |
| 78501 | Urban | Q4 |

Appendix D. List of 5-Digit Zip Codes and Mapping to Urban and Socioeconomic Status Categories

| 5-Digit Zip Code | Rural/Urban Categorization | SES Quartile |
|------------------|----------------------------|--------------|
| 78502 | Urban | Q4 |
| 78503 | Urban | Q4 |
| 78504 | Urban | Q3 |
| 78505 | Urban | Q4 |
| 78516 | Urban | Q4 |
| 78520 | Urban | Q4 |
| 78521 | Urban | Q4 |
| 78522 | Urban | Q4 |
| 78523 | Urban | Q4 |
| 78526 | Urban | Q4 |
| 78535 | Urban | Q4 |
| 78536 | Urban | Q4 |
| 78537 | Urban | Q4 |
| 78538 | Urban | Q4 |
| 78539 | Urban | Q4 |
| 78540 | Urban | Q4 |
| 78541 | Urban | Q4 |
| 78542 | Urban | Q4 |
| 78543 | Urban | Q4 |
| 78545 | Large Rural | Q4 |
| 78547 | Large Rural | Q4 |
| 78548 | Large Rural | Q3 |
| 78549 | Urban | Q4 |
| 78550 | Urban | Q4 |
| 78551 | Urban | Q4 |
| 78552 | Urban | Q3 |
| 78553 | Urban | Q4 |
| 78557 | Urban | Q4 |
| 78558 | Urban | Q4 |
| 78559 | Urban | Q4 |
| 78560 | Urban | Q4 |
| 78561 | Urban | Q3 |
| 78562 | Urban | Q4 |
| 78563 | Urban | Q1 |
| 78564 | Large Rural | Q2 |
| 78565 | Urban | Q3 |
| 78566 | Urban | Q4 |
| 78567 | Urban | Q3 |
| 78568 | Urban | Q4 |
| 78569 | Urban | Q3 |
| 78570 | Urban | Q4 |
| 78572 | Urban | Q4 |
| 78573 | Urban | Q4 |
| 78574 | Urban | Q4 |

Appendix D. List of 5-Digit Zip Codes and Mapping to Urban and Socioeconomic Status Categories

| 5-Digit Zip Code | Rural/Urban Categorization | SES Quartile |
|------------------|----------------------------|--------------|
| 78575 | Urban | Q3 |
| 78576 | Urban | Q4 |
| 78577 | Urban | Q4 |
| 78578 | Large Rural | Q4 |
| 78579 | Urban | Q3 |
| 78580 | Urban | Q4 |
| 78582 | Large Rural | Q4 |
| 78583 | Urban | Q3 |
| 78584 | Large Rural | Q4 |
| 78585 | Large Rural | Q4 |
| 78586 | Urban | Q4 |
| 78588 | Urban | Q3 |
| 78589 | Urban | Q4 |
| 78590 | Urban | Q4 |
| 78591 | Urban | Q1 |
| 78592 | Urban | Q4 |
| 78593 | Urban | Q4 |
| 78594 | Urban | Q4 |
| 78595 | Urban | Q4 |
| 78596 | Urban | Q4 |
| 78597 | Large Rural | Q3 |
| 78598 | Urban | Q2 |
| 78599 | Urban | Q4 |
| 78602 | Urban | Q3 |
| 78604 | Small Rural | Q4 |
| 78605 | Urban | Q2 |
| 78606 | Urban | Q2 |
| 78607 | Small Rural | Q1 |
| 78608 | Urban | Q1 |
| 78609 | Isolated | Q1 |
| 78610 | Urban | Q2 |
| 78611 | Small Rural | Q3 |
| 78612 | Urban | Q2 |
| 78613 | Urban | Q1 |
| 78614 | Small Rural | Q1 |
| 78615 | Urban | Q2 |
| 78616 | Urban | Q3 |
| 78617 | Urban | Q4 |
| 78618 | Large Rural | Q1 |
| 78619 | Small Rural | Q1 |
| 78620 | Urban | Q1 |
| 78621 | Urban | Q2 |
| 78622 | Urban | Q3 |
| 78623 | Urban | Q1 |

Appendix D. List of 5-Digit Zip Codes and Mapping to Urban and Socioeconomic Status Categories

| 5-Digit Zip Code | Rural/Urban Categorization | SES Quartile |
|-------------------------|-----------------------------------|---------------------|
| 78624 | Large Rural | Q2 |
| 78626 | Urban | Q2 |
| 78627 | Urban | Q2 |
| 78628 | Urban | Q1 |
| 78629 | Small Rural | Q4 |
| 78630 | Urban | Q1 |
| 78631 | Large Rural | Q2 |
| 78632 | Isolated | Q2 |
| 78633 | Urban | Q1 |
| 78634 | Urban | Q1 |
| 78635 | Isolated | Q1 |
| 78636 | Isolated | Q1 |
| 78638 | Urban | Q3 |
| 78639 | Small Rural | Q3 |
| 78640 | Urban | Q2 |
| 78641 | Urban | Q1 |
| 78642 | Urban | Q1 |
| 78643 | Small Rural | Q2 |
| 78644 | Urban | Q3 |
| 78645 | Urban | Q1 |
| 78646 | Urban | Q1 |
| 78648 | Urban | Q3 |
| 78650 | Urban | Q3 |
| 78651 | Urban | Q1 |
| 78652 | Urban | Q2 |
| 78653 | Urban | Q3 |
| 78654 | Small Rural | Q3 |
| 78655 | Urban | Q3 |
| 78656 | Urban | Q3 |
| 78657 | Small Rural | Q1 |
| 78658 | Small Rural | Q4 |
| 78659 | Urban | Q1 |
| 78660 | Urban | Q2 |
| 78661 | Urban | Q2 |
| 78662 | Urban | Q1 |
| 78663 | Isolated | Q1 |
| 78664 | Urban | Q3 |
| 78665 | Urban | Q1 |
| 78666 | Urban | Q4 |
| 78667 | Urban | Q4 |
| 78669 | Urban | Q1 |
| 78670 | Urban | Q1 |
| 78671 | Large Rural | Q2 |
| 78672 | Small Rural | Q1 |

Appendix D. List of 5-Digit Zip Codes and Mapping to Urban and Socioeconomic Status Categories

| 5-Digit Zip Code | Rural/Urban Categorization | SES Quartile |
|------------------|----------------------------|--------------|
| 78673 | Urban | Q2 |
| 78674 | Urban | Q2 |
| 78675 | Large Rural | Q1 |
| 78676 | Small Rural | Q1 |
| 78677 | Small Rural | Q1 |
| 78680 | Urban | Q1 |
| 78681 | Urban | Q1 |
| 78682 | Urban | Q3 |
| 78683 | Urban | Q3 |
| 78691 | Urban | Q2 |
| 78701 | Urban | Q2 |
| 78702 | Urban | Q4 |
| 78703 | Urban | Q1 |
| 78704 | Urban | Q3 |
| 78705 | Urban | Q4 |
| 78708 | Urban | Q4 |
| 78709 | Urban | Q1 |
| 78710 | Urban | Q3 |
| 78711 | Urban | Q2 |
| 78712 | Urban | Q1 |
| 78713 | Urban | Q1 |
| 78714 | Urban | Q3 |
| 78715 | Urban | Q3 |
| 78716 | Urban | Q1 |
| 78717 | Urban | Q1 |
| 78718 | Urban | Q4 |
| 78719 | Urban | Q3 |
| 78720 | Urban | Q1 |
| 78721 | Urban | Q4 |
| 78722 | Urban | Q3 |
| 78723 | Urban | Q4 |
| 78724 | Urban | Q4 |
| 78725 | Urban | Q3 |
| 78726 | Urban | Q2 |
| 78727 | Urban | Q2 |
| 78728 | Urban | Q2 |
| 78729 | Urban | Q2 |
| 78730 | Urban | Q1 |
| 78731 | Urban | Q1 |
| 78732 | Urban | Q1 |
| 78733 | Urban | Q1 |
| 78734 | Urban | Q1 |
| 78735 | Urban | Q1 |
| 78736 | Urban | Q1 |

Appendix D. List of 5-Digit Zip Codes and Mapping to Urban and Socioeconomic Status Categories

| 5-Digit Zip Code | Rural/Urban Categorization | SES Quartile |
|------------------|----------------------------|--------------|
| 78737 | Urban | Q1 |
| 78738 | Urban | Q1 |
| 78739 | Urban | Q1 |
| 78741 | Urban | Q4 |
| 78742 | Urban | Q4 |
| 78744 | Urban | Q4 |
| 78745 | Urban | Q3 |
| 78746 | Urban | Q1 |
| 78747 | Urban | Q2 |
| 78748 | Urban | Q2 |
| 78749 | Urban | Q1 |
| 78750 | Urban | Q2 |
| 78751 | Urban | Q3 |
| 78752 | Urban | Q4 |
| 78753 | Urban | Q4 |
| 78754 | Urban | Q3 |
| 78755 | Urban | Q1 |
| 78756 | Urban | Q2 |
| 78757 | Urban | Q2 |
| 78758 | Urban | Q4 |
| 78759 | Urban | Q1 |
| 78760 | Urban | Q4 |
| 78761 | Urban | Q4 |
| 78762 | Urban | Q4 |
| 78763 | Urban | Q1 |
| 78764 | Urban | Q3 |
| 78765 | Urban | Q3 |
| 78766 | Urban | Q2 |
| 78767 | Urban | Q2 |
| 78768 | Urban | Q2 |
| 78772 | Urban | Q3 |
| 78773 | Urban | Q2 |
| 78774 | Urban | Q2 |
| 78778 | Urban | Q2 |
| 78779 | Urban | Q1 |
| 78783 | Urban | Q4 |
| 78799 | Urban | Q4 |
| 78801 | Large Rural | Q3 |
| 78802 | Large Rural | Q3 |
| 78827 | Small Rural | Q4 |
| 78828 | Isolated | Q1 |
| 78829 | Small Rural | Q4 |
| 78830 | Small Rural | Q3 |
| 78832 | Small Rural | Q3 |

Appendix D. List of 5-Digit Zip Codes and Mapping to Urban and Socioeconomic Status Categories

| 5-Digit Zip Code | Rural/Urban Categorization | SES Quartile |
|------------------|----------------------------|--------------|
| 78833 | Isolated | Q4 |
| 78834 | Small Rural | Q4 |
| 78836 | Small Rural | Q1 |
| 78837 | Large Rural | Q3 |
| 78838 | Large Rural | Q1 |
| 78839 | Small Rural | Q4 |
| 78840 | Large Rural | Q4 |
| 78841 | Large Rural | Q4 |
| 78842 | Large Rural | Q4 |
| 78843 | Large Rural | Q1 |
| 78847 | Large Rural | Q4 |
| 78850 | Small Rural | Q2 |
| 78851 | Isolated | Q4 |
| 78852 | Large Rural | Q4 |
| 78853 | Large Rural | Q4 |
| 78860 | Large Rural | Q3 |
| 78861 | Urban | Q3 |
| 78870 | Large Rural | Q3 |
| 78871 | Large Rural | Q1 |
| 78872 | Large Rural | Q4 |
| 78873 | Isolated | Q2 |
| 78877 | Large Rural | Q3 |
| 78879 | Isolated | Q1 |
| 78880 | Isolated | Q2 |
| 78881 | Large Rural | Q3 |
| 78883 | Isolated | Q1 |
| 78884 | Large Rural | Q1 |
| 78885 | Isolated | Q1 |
| 78886 | Urban | Q1 |
| 78931 | Isolated | Q1 |
| 78932 | Isolated | Q1 |
| 78933 | Small Rural | Q1 |
| 78934 | Small Rural | Q2 |
| 78935 | Small Rural | Q1 |
| 78938 | Isolated | Q1 |
| 78940 | Isolated | Q1 |
| 78941 | Isolated | Q3 |
| 78942 | Small Rural | Q3 |
| 78943 | Small Rural | Q1 |
| 78944 | Isolated | Q1 |
| 78945 | Small Rural | Q2 |
| 78946 | Small Rural | Q1 |
| 78947 | Urban | Q1 |
| 78948 | Small Rural | Q1 |

Appendix D. List of 5-Digit Zip Codes and Mapping to Urban and Socioeconomic Status Categories

| 5-Digit Zip Code | Rural/Urban Categorization | SES Quartile |
|------------------|----------------------------|--------------|
| 78949 | Isolated | Q2 |
| 78950 | Isolated | Q2 |
| 78951 | Isolated | Missing |
| 78952 | Small Rural | Q2 |
| 78953 | Urban | Q2 |
| 78954 | Isolated | Q1 |
| 78956 | Small Rural | Q2 |
| 78957 | Urban | Q2 |
| 78959 | Isolated | Q3 |
| 78960 | Small Rural | Q3 |
| 78961 | Isolated | Q1 |
| 78962 | Isolated | Q1 |
| 78963 | Small Rural | Q1 |
| 79001 | Urban | Q2 |
| 79002 | Large Rural | Q2 |
| 79003 | Isolated | Q1 |
| 79005 | Isolated | Q2 |
| 79007 | Large Rural | Q3 |
| 79008 | Large Rural | Q3 |
| 79009 | Isolated | Q4 |
| 79010 | Urban | Q1 |
| 79011 | Isolated | Q1 |
| 79012 | Urban | Q1 |
| 79013 | Large Rural | Q4 |
| 79014 | Small Rural | Q2 |
| 79015 | Urban | Q2 |
| 79016 | Urban | Q1 |
| 79018 | Small Rural | Q2 |
| 79019 | Urban | Q1 |
| 79021 | Urban | Q4 |
| 79022 | Small Rural | Q3 |
| 79024 | Isolated | Q1 |
| 79025 | Isolated | Q2 |
| 79027 | Small Rural | Q3 |
| 79029 | Large Rural | Q3 |
| 79031 | Isolated | Q3 |
| 79032 | Large Rural | Q2 |
| 79033 | Small Rural | Q1 |
| 79034 | Isolated | Q2 |
| 79035 | Small Rural | Q3 |
| 79036 | Large Rural | Q1 |
| 79039 | Isolated | Q1 |
| 79040 | Isolated | Q2 |
| 79041 | Large Rural | Q3 |

Appendix D. List of 5-Digit Zip Codes and Mapping to Urban and Socioeconomic Status Categories

| 5-Digit Zip Code | Rural/Urban Categorization | SES Quartile |
|------------------|----------------------------|--------------|
| 79042 | Urban | Q2 |
| 79043 | Isolated | Q4 |
| 79044 | Small Rural | Q3 |
| 79045 | Large Rural | Q3 |
| 79046 | Isolated | Q2 |
| 79051 | Isolated | Q1 |
| 79052 | Large Rural | Q2 |
| 79053 | Isolated | Q1 |
| 79054 | Large Rural | Q2 |
| 79056 | Isolated | Q1 |
| 79057 | Large Rural | Q2 |
| 79058 | Urban | Missing |
| 79059 | Isolated | Q1 |
| 79061 | Isolated | Q2 |
| 79062 | Small Rural | Q2 |
| 79063 | Small Rural | Q1 |
| 79064 | Large Rural | Q4 |
| 79065 | Large Rural | Q2 |
| 79066 | Large Rural | Q2 |
| 79068 | Urban | Q1 |
| 79070 | Small Rural | Q3 |
| 79072 | Large Rural | Q4 |
| 79073 | Large Rural | Q4 |
| 79077 | Isolated | Q2 |
| 79078 | Large Rural | Q3 |
| 79079 | Isolated | Q2 |
| 79080 | Isolated | Q1 |
| 79081 | Small Rural | Q3 |
| 79082 | Isolated | Q2 |
| 79083 | Large Rural | Q2 |
| 79084 | Isolated | Q2 |
| 79085 | Small Rural | Q1 |
| 79086 | Isolated | Q2 |
| 79087 | Isolated | Q2 |
| 79088 | Small Rural | Q3 |
| 79091 | Urban | Q1 |
| 79092 | Urban | Q1 |
| 79093 | Small Rural | Q1 |
| 79094 | Urban | Q1 |
| 79095 | Isolated | Q3 |
| 79096 | Isolated | Q2 |
| 79097 | Isolated | Q1 |
| 79098 | Urban | Q2 |
| 79101 | Urban | Q4 |

Appendix D. List of 5-Digit Zip Codes and Mapping to Urban and Socioeconomic Status Categories

| 5-Digit Zip Code | Rural/Urban Categorization | SES Quartile |
|------------------|----------------------------|--------------|
| 79102 | Urban | Q4 |
| 79103 | Urban | Q3 |
| 79104 | Urban | Q4 |
| 79105 | Urban | Missing |
| 79106 | Urban | Q3 |
| 79107 | Urban | Q4 |
| 79108 | Urban | Q2 |
| 79109 | Urban | Q2 |
| 79110 | Urban | Q3 |
| 79111 | Urban | Q3 |
| 79114 | Urban | Q2 |
| 79116 | Urban | Q3 |
| 79117 | Urban | Q4 |
| 79118 | Urban | Q2 |
| 79119 | Urban | Q1 |
| 79120 | Urban | Q3 |
| 79121 | Urban | Q1 |
| 79124 | Urban | Q1 |
| 79159 | Urban | Q1 |
| 79166 | Urban | Q4 |
| 79168 | Urban | Q4 |
| 79172 | Urban | Q4 |
| 79174 | Urban | Q4 |
| 79178 | Urban | Q2 |
| 79185 | Urban | Q1 |
| 79189 | Urban | Q3 |
| 79201 | Small Rural | Q3 |
| 79220 | Isolated | Q2 |
| 79221 | Large Rural | Q3 |
| 79223 | Isolated | Q3 |
| 79225 | Isolated | Q2 |
| 79226 | Urban | Q2 |
| 79227 | Large Rural | Q2 |
| 79229 | Isolated | Q2 |
| 79230 | Isolated | Q2 |
| 79231 | Small Rural | Missing |
| 79233 | Isolated | Q2 |
| 79234 | Isolated | Q1 |
| 79235 | Small Rural | Q4 |
| 79236 | Isolated | Q2 |
| 79237 | Isolated | Q3 |
| 79239 | Isolated | Q2 |
| 79240 | Isolated | Q1 |
| 79241 | Large Rural | Q3 |

Appendix D. List of 5-Digit Zip Codes and Mapping to Urban and Socioeconomic Status Categories

| 5-Digit Zip Code | Rural/Urban Categorization | SES Quartile |
|------------------|----------------------------|--------------|
| 79243 | Isolated | Q1 |
| 79244 | Isolated | Q3 |
| 79245 | Isolated | Q4 |
| 79247 | Large Rural | Q1 |
| 79248 | Isolated | Q3 |
| 79250 | Isolated | Q3 |
| 79251 | Isolated | Q2 |
| 79252 | Isolated | Q3 |
| 79255 | Isolated | Q3 |
| 79256 | Isolated | Q3 |
| 79257 | Isolated | Q1 |
| 79258 | Large Rural | Q3 |
| 79259 | Isolated | Q2 |
| 79261 | Isolated | Q3 |
| 79311 | Urban | Q3 |
| 79312 | Isolated | Q3 |
| 79313 | Urban | Q3 |
| 79314 | Isolated | Q2 |
| 79316 | Small Rural | Q3 |
| 79322 | Isolated | Q4 |
| 79323 | Small Rural | Q3 |
| 79324 | Small Rural | Q1 |
| 79325 | Isolated | Q2 |
| 79326 | Large Rural | Q1 |
| 79329 | Urban | Q2 |
| 79330 | Small Rural | Q1 |
| 79331 | Large Rural | Q3 |
| 79336 | Large Rural | Q3 |
| 79338 | Large Rural | Q3 |
| 79339 | Urban | Q3 |
| 79342 | Isolated | Q2 |
| 79343 | Urban | Q3 |
| 79344 | Small Rural | Q1 |
| 79345 | Urban | Q3 |
| 79346 | Isolated | Q3 |
| 79347 | Small Rural | Q3 |
| 79350 | Urban | Q4 |
| 79351 | Isolated | Q4 |
| 79353 | Urban | Q3 |
| 79355 | Isolated | Q3 |
| 79356 | Small Rural | Q3 |
| 79357 | Urban | Q3 |
| 79358 | Urban | Q2 |
| 79359 | Isolated | Q3 |

Appendix D. List of 5-Digit Zip Codes and Mapping to Urban and Socioeconomic Status Categories

| 5-Digit Zip Code | Rural/Urban Categorization | SES Quartile |
|------------------|----------------------------|--------------|
| 79360 | Isolated | Q2 |
| 79363 | Urban | Q1 |
| 79364 | Urban | Q2 |
| 79366 | Urban | Q1 |
| 79367 | Urban | Q2 |
| 79369 | Urban | Q2 |
| 79370 | Isolated | Q3 |
| 79371 | Isolated | Q3 |
| 79372 | Isolated | Q3 |
| 79373 | Urban | Q3 |
| 79376 | Urban | Q1 |
| 79377 | Large Rural | Q2 |
| 79378 | Urban | Q3 |
| 79379 | Isolated | Q2 |
| 79380 | Urban | Q4 |
| 79381 | Urban | Q3 |
| 79382 | Urban | Q2 |
| 79383 | Urban | Q3 |
| 79401 | Urban | Q4 |
| 79402 | Urban | Q4 |
| 79403 | Urban | Q4 |
| 79404 | Urban | Q4 |
| 79406 | Urban | Q1 |
| 79407 | Urban | Q3 |
| 79408 | Urban | Q4 |
| 79409 | Urban | Q1 |
| 79410 | Urban | Q3 |
| 79411 | Urban | Q4 |
| 79412 | Urban | Q4 |
| 79413 | Urban | Q3 |
| 79414 | Urban | Q4 |
| 79415 | Urban | Q4 |
| 79416 | Urban | Q3 |
| 79423 | Urban | Q1 |
| 79424 | Urban | Q1 |
| 79430 | Urban | Q4 |
| 79452 | Urban | Q4 |
| 79453 | Urban | Q1 |
| 79457 | Urban | Q4 |
| 79464 | Urban | Q1 |
| 79490 | Urban | Q3 |
| 79491 | Urban | Q4 |
| 79493 | Urban | Q3 |
| 79499 | Urban | Q3 |

Appendix D. List of 5-Digit Zip Codes and Mapping to Urban and Socioeconomic Status Categories

| 5-Digit Zip Code | Rural/Urban Categorization | SES Quartile |
|------------------|----------------------------|--------------|
| 79501 | Urban | Q2 |
| 79502 | Isolated | Q3 |
| 79503 | Small Rural | Q1 |
| 79504 | Urban | Q1 |
| 79505 | Isolated | Q3 |
| 79506 | Large Rural | Q1 |
| 79508 | Urban | Q1 |
| 79510 | Urban | Q2 |
| 79511 | Large Rural | Q1 |
| 79512 | Small Rural | Q2 |
| 79516 | Small Rural | Q1 |
| 79517 | Large Rural | Q1 |
| 79518 | Isolated | Q1 |
| 79519 | Isolated | Q1 |
| 79520 | Urban | Q3 |
| 79521 | Small Rural | Q4 |
| 79525 | Urban | Q2 |
| 79526 | Large Rural | Q1 |
| 79527 | Large Rural | Q2 |
| 79528 | Isolated | Q2 |
| 79529 | Isolated | Q2 |
| 79530 | Urban | Q2 |
| 79532 | Small Rural | Q2 |
| 79533 | Urban | Q1 |
| 79534 | Isolated | Q2 |
| 79535 | Large Rural | Q2 |
| 79536 | Urban | Q2 |
| 79537 | Large Rural | Q3 |
| 79538 | Isolated | Q2 |
| 79539 | Small Rural | Q3 |
| 79540 | Isolated | Q1 |
| 79541 | Urban | Q2 |
| 79543 | Large Rural | Q3 |
| 79544 | Small Rural | Q2 |
| 79545 | Large Rural | Q2 |
| 79546 | Isolated | Q3 |
| 79547 | Small Rural | Q2 |
| 79548 | Small Rural | Q2 |
| 79549 | Large Rural | Q2 |
| 79550 | Large Rural | Q2 |
| 79553 | Small Rural | Q3 |
| 79556 | Large Rural | Q3 |
| 79560 | Large Rural | Q1 |
| 79561 | Urban | Q2 |

Appendix D. List of 5-Digit Zip Codes and Mapping to Urban and Socioeconomic Status Categories

| 5-Digit Zip Code | Rural/Urban Categorization | SES Quartile |
|------------------|----------------------------|--------------|
| 79562 | Urban | Q1 |
| 79563 | Urban | Q3 |
| 79565 | Small Rural | Q1 |
| 79566 | Isolated | Q2 |
| 79567 | Small Rural | Q3 |
| 79601 | Urban | Q4 |
| 79602 | Urban | Q2 |
| 79603 | Urban | Q4 |
| 79604 | Urban | Q4 |
| 79605 | Urban | Q3 |
| 79606 | Urban | Q2 |
| 79607 | Urban | Q2 |
| 79608 | Urban | Q3 |
| 79697 | Urban | Q3 |
| 79698 | Urban | Q4 |
| 79699 | Urban | Q1 |
| 79701 | Urban | Q3 |
| 79702 | Urban | Q3 |
| 79703 | Urban | Q2 |
| 79704 | Urban | Q3 |
| 79705 | Urban | Q2 |
| 79706 | Urban | Q2 |
| 79707 | Urban | Q2 |
| 79708 | Urban | Q2 |
| 79710 | Urban | Q2 |
| 79711 | Urban | Q2 |
| 79712 | Urban | Q2 |
| 79713 | Large Rural | Q3 |
| 79714 | Large Rural | Q2 |
| 79718 | Large Rural | Q2 |
| 79719 | Small Rural | Q4 |
| 79720 | Large Rural | Q3 |
| 79721 | Large Rural | Q3 |
| 79730 | Isolated | Q3 |
| 79731 | Small Rural | Q3 |
| 79733 | Large Rural | Q3 |
| 79734 | Isolated | Q2 |
| 79735 | Small Rural | Q3 |
| 79738 | Isolated | Q1 |
| 79739 | Urban | Q1 |
| 79740 | Isolated | Q3 |
| 79741 | Urban | Q1 |
| 79742 | Small Rural | Q4 |
| 79743 | Isolated | Q3 |

Appendix D. List of 5-Digit Zip Codes and Mapping to Urban and Socioeconomic Status Categories

| 5-Digit Zip Code | Rural/Urban Categorization | SES Quartile |
|------------------|----------------------------|--------------|
| 79744 | Isolated | Q2 |
| 79745 | Small Rural | Q3 |
| 79748 | Large Rural | Q2 |
| 79749 | Urban | Q2 |
| 79752 | Isolated | Q3 |
| 79754 | Urban | Q3 |
| 79755 | Isolated | Q2 |
| 79756 | Small Rural | Q3 |
| 79758 | Urban | Q1 |
| 79759 | Urban | Q1 |
| 79760 | Urban | Q3 |
| 79761 | Urban | Q3 |
| 79762 | Urban | Q3 |
| 79763 | Urban | Q3 |
| 79764 | Urban | Q3 |
| 79765 | Urban | Q2 |
| 79766 | Urban | Q2 |
| 79768 | Urban | Q3 |
| 79769 | Urban | Q3 |
| 79770 | Large Rural | Q1 |
| 79772 | Large Rural | Q3 |
| 79776 | Urban | Q1 |
| 79777 | Small Rural | Q2 |
| 79778 | Isolated | Q1 |
| 79780 | Large Rural | Q2 |
| 79781 | Isolated | Q1 |
| 79782 | Urban | Q2 |
| 79783 | Urban | Q1 |
| 79785 | Large Rural | Q4 |
| 79786 | Large Rural | Q2 |
| 79788 | Small Rural | Q2 |
| 79789 | Isolated | Q3 |
| 79821 | Urban | Q4 |
| 79830 | Small Rural | Q3 |
| 79831 | Small Rural | Q1 |
| 79832 | Small Rural | Q3 |
| 79834 | Small Rural | Q1 |
| 79835 | Urban | Q4 |
| 79836 | Urban | Q3 |
| 79837 | Urban | Q3 |
| 79838 | Urban | Q4 |
| 79839 | Urban | Q3 |
| 79842 | Small Rural | Q1 |
| 79843 | Isolated | Q3 |

Appendix D. List of 5-Digit Zip Codes and Mapping to Urban and Socioeconomic Status Categories

| 5-Digit Zip Code | Rural/Urban Categorization | SES Quartile |
|------------------|----------------------------|--------------|
| 79845 | Small Rural | Q4 |
| 79846 | Small Rural | Q4 |
| 79847 | Isolated | Q1 |
| 79848 | Isolated | Q2 |
| 79849 | Urban | Q4 |
| 79851 | Urban | Q3 |
| 79852 | Small Rural | Q3 |
| 79853 | Urban | Q4 |
| 79854 | Isolated | Q2 |
| 79855 | Isolated | Q3 |
| 79901 | Urban | Q4 |
| 79902 | Urban | Q4 |
| 79903 | Urban | Q4 |
| 79904 | Urban | Q4 |
| 79905 | Urban | Q4 |
| 79906 | Urban | Q3 |
| 79907 | Urban | Q4 |
| 79908 | Urban | Q1 |
| 79910 | Urban | Q3 |
| 79911 | Urban | Q1 |
| 79912 | Urban | Q3 |
| 79913 | Urban | Q3 |
| 79914 | Urban | Q4 |
| 79915 | Urban | Q4 |
| 79916 | Urban | Q1 |
| 79917 | Urban | Q4 |
| 79918 | Urban | Q1 |
| 79920 | Urban | Q1 |
| 79922 | Urban | Q2 |
| 79923 | Urban | Q4 |
| 79924 | Urban | Q4 |
| 79925 | Urban | Q3 |
| 79926 | Urban | Q4 |
| 79927 | Urban | Q4 |
| 79928 | Urban | Q3 |
| 79929 | Urban | Q4 |
| 79930 | Urban | Q4 |
| 79931 | Urban | Q4 |
| 79932 | Urban | Q3 |
| 79934 | Urban | Q2 |
| 79935 | Urban | Q4 |
| 79936 | Urban | Q3 |
| 79937 | Urban | Q3 |
| 79938 | Urban | Q3 |

Appendix D. List of 5-Digit Zip Codes and Mapping to Urban and Socioeconomic Status Categories

| 5-Digit Zip Code | Rural/Urban Categorization | SES Quartile |
|------------------|----------------------------|--------------|
| 79940 | Urban | Q4 |
| 79941 | Urban | Q4 |
| 79942 | Urban | Q1 |
| 79943 | Urban | Q4 |
| 79944 | Urban | Q4 |
| 79945 | Urban | Q4 |
| 79946 | Urban | Q4 |
| 79947 | Urban | Q4 |
| 79948 | Urban | Q4 |
| 79949 | Urban | Q4 |
| 79950 | Urban | Q4 |
| 79951 | Urban | Q4 |
| 79952 | Urban | Q4 |
| 79953 | Urban | Q4 |
| 79954 | Urban | Q4 |
| 79955 | Urban | Q4 |
| 79958 | Urban | Q4 |
| 79960 | Urban | Q4 |
| 79961 | Urban | Q3 |
| 79968 | Urban | Q4 |
| 79976 | Urban | Q4 |
| 79978 | Urban | Q4 |
| 79980 | Urban | Q4 |
| 79995 | Urban | Q4 |
| 79996 | Urban | Q3 |
| 79997 | Urban | Q3 |
| 79998 | Urban | Q4 |
| 79999 | Urban | Q4 |
| 80001 | Urban | Q1 |
| 80002 | Urban | Q3 |
| 80003 | Urban | Q2 |
| 80004 | Urban | Q1 |
| 80005 | Urban | Q1 |
| 80006 | Urban | Q1 |
| 80007 | Urban | Q1 |
| 80010 | Urban | Q4 |
| 80011 | Urban | Q4 |
| 80012 | Urban | Q4 |
| 80013 | Urban | Q2 |
| 80014 | Urban | Q2 |
| 80015 | Urban | Q1 |
| 80016 | Urban | Q1 |
| 80017 | Urban | Q3 |
| 80018 | Urban | Q1 |

Appendix D. List of 5-Digit Zip Codes and Mapping to Urban and Socioeconomic Status Categories

| 5-Digit Zip Code | Rural/Urban Categorization | SES Quartile |
|------------------|----------------------------|--------------|
| 80019 | Urban | Q2 |
| 80020 | Urban | Q1 |
| 80021 | Urban | Q1 |
| 80022 | Urban | Q3 |
| 80023 | Urban | Q1 |
| 80024 | Urban | Q2 |
| 80025 | Urban | Q1 |
| 80026 | Urban | Q1 |
| 80027 | Urban | Q1 |
| 80030 | Urban | Q4 |
| 80031 | Urban | Q2 |
| 80033 | Urban | Q3 |
| 80034 | Urban | Q3 |
| 80035 | Urban | Q2 |
| 80036 | Urban | Q4 |
| 80037 | Urban | Q3 |
| 80038 | Urban | Q1 |
| 80040 | Urban | Q4 |
| 80041 | Urban | Q4 |
| 80042 | Urban | Q4 |
| 80044 | Urban | Q2 |
| 80045 | Urban | Q2 |
| 80046 | Urban | Q1 |
| 80047 | Urban | Q3 |
| 80101 | Isolated | Q1 |
| 80102 | Urban | Q1 |
| 80103 | Urban | Q1 |
| 80104 | Urban | Q1 |
| 80105 | Urban | Q1 |
| 80106 | Urban | Q1 |
| 80107 | Urban | Q1 |
| 80108 | Urban | Q1 |
| 80109 | Urban | Q1 |
| 80110 | Urban | Q3 |
| 80111 | Urban | Q1 |
| 80112 | Urban | Q1 |
| 80113 | Urban | Q3 |
| 80116 | Urban | Q1 |
| 80117 | Urban | Q1 |
| 80118 | Urban | Q1 |
| 80120 | Urban | Q2 |
| 80121 | Urban | Q1 |
| 80122 | Urban | Q1 |
| 80123 | Urban | Q1 |

Appendix D. List of 5-Digit Zip Codes and Mapping to Urban and Socioeconomic Status Categories

| 5-Digit Zip Code | Rural/Urban Categorization | SES Quartile |
|------------------|----------------------------|--------------|
| 80124 | Urban | Q1 |
| 80125 | Urban | Q1 |
| 80126 | Urban | Q1 |
| 80127 | Urban | Q1 |
| 80128 | Urban | Q1 |
| 80129 | Urban | Q1 |
| 80130 | Urban | Q1 |
| 80131 | Urban | Q2 |
| 80132 | Urban | Q1 |
| 80133 | Urban | Q2 |
| 80134 | Urban | Q1 |
| 80135 | Urban | Q1 |
| 80136 | Urban | Q1 |
| 80137 | Urban | Q1 |
| 80138 | Urban | Q1 |
| 80150 | Urban | Q3 |
| 80151 | Urban | Q3 |
| 80155 | Urban | Q1 |
| 80160 | Urban | Q2 |
| 80161 | Urban | Q1 |
| 80162 | Urban | Q1 |
| 80163 | Urban | Q1 |
| 80165 | Urban | Q2 |
| 80166 | Urban | Q2 |
| 80201 | Urban | Q2 |
| 80202 | Urban | Q2 |
| 80203 | Urban | Q3 |
| 80204 | Urban | Q4 |
| 80205 | Urban | Q4 |
| 80206 | Urban | Q2 |
| 80207 | Urban | Q3 |
| 80208 | Urban | Q2 |
| 80209 | Urban | Q2 |
| 80210 | Urban | Q2 |
| 80211 | Urban | Q3 |
| 80212 | Urban | Q2 |
| 80214 | Urban | Q4 |
| 80215 | Urban | Q2 |
| 80216 | Urban | Q4 |
| 80217 | Urban | Q4 |
| 80218 | Urban | Q3 |
| 80219 | Urban | Q4 |
| 80220 | Urban | Q3 |
| 80221 | Urban | Q4 |

Appendix D. List of 5-Digit Zip Codes and Mapping to Urban and Socioeconomic Status Categories

| 5-Digit Zip Code | Rural/Urban Categorization | SES Quartile |
|------------------|----------------------------|--------------|
| 80222 | Urban | Q2 |
| 80223 | Urban | Q4 |
| 80224 | Urban | Q3 |
| 80225 | Urban | Q3 |
| 80226 | Urban | Q3 |
| 80227 | Urban | Q2 |
| 80228 | Urban | Q1 |
| 80229 | Urban | Q3 |
| 80230 | Urban | Q2 |
| 80231 | Urban | Q3 |
| 80232 | Urban | Q2 |
| 80233 | Urban | Q3 |
| 80234 | Urban | Q2 |
| 80235 | Urban | Q2 |
| 80236 | Urban | Q4 |
| 80237 | Urban | Q1 |
| 80238 | Urban | Q1 |
| 80239 | Urban | Q4 |
| 80241 | Urban | Q1 |
| 80243 | Urban | Q4 |
| 80244 | Urban | Q2 |
| 80246 | Urban | Q3 |
| 80247 | Urban | Q4 |
| 80248 | Urban | Q2 |
| 80249 | Urban | Q2 |
| 80250 | Urban | Q2 |
| 80251 | Urban | Q2 |
| 80252 | Urban | Q4 |
| 80256 | Urban | Q2 |
| 80257 | Urban | Q2 |
| 80259 | Urban | Q2 |
| 80260 | Urban | Q4 |
| 80261 | Urban | Q3 |
| 80262 | Urban | Q3 |
| 80263 | Urban | Q1 |
| 80264 | Urban | Missing |
| 80265 | Urban | Q2 |
| 80266 | Urban | Q4 |
| 80271 | Urban | Q2 |
| 80273 | Urban | Q4 |
| 80274 | Urban | Missing |
| 80281 | Urban | Q2 |
| 80290 | Urban | Missing |
| 80291 | Urban | Q2 |

Appendix D. List of 5-Digit Zip Codes and Mapping to Urban and Socioeconomic Status Categories

| 5-Digit Zip Code | Rural/Urban Categorization | SES Quartile |
|------------------|----------------------------|--------------|
| 80293 | Urban | Missing |
| 80294 | Urban | Missing |
| 80299 | Urban | Q2 |
| 80301 | Urban | Q2 |
| 80302 | Urban | Q3 |
| 80303 | Urban | Q2 |
| 80304 | Urban | Q2 |
| 80305 | Urban | Q2 |
| 80306 | Urban | Q3 |
| 80307 | Urban | Q2 |
| 80308 | Urban | Q2 |
| 80309 | Urban | Q3 |
| 80310 | Urban | Q3 |
| 80314 | Urban | Q1 |
| 80401 | Urban | Q1 |
| 80402 | Urban | Q1 |
| 80403 | Urban | Q1 |
| 80419 | Urban | Missing |
| 80420 | Isolated | Q2 |
| 80421 | Urban | Q1 |
| 80422 | Urban | Q1 |
| 80423 | Isolated | Q2 |
| 80424 | Small Rural | Q2 |
| 80425 | Urban | Q1 |
| 80426 | Isolated | Q1 |
| 80427 | Urban | Q3 |
| 80428 | Large Rural | Q1 |
| 80429 | Small Rural | Q2 |
| 80430 | Isolated | Q2 |
| 80432 | Isolated | Q1 |
| 80433 | Urban | Q1 |
| 80434 | Isolated | Q1 |
| 80435 | Large Rural | Q3 |
| 80436 | Isolated | Q1 |
| 80437 | Urban | Q1 |
| 80438 | Isolated | Q1 |
| 80439 | Urban | Q1 |
| 80440 | Isolated | Q1 |
| 80442 | Small Rural | Q1 |
| 80443 | Large Rural | Q1 |
| 80444 | Isolated | Q1 |
| 80446 | Isolated | Q1 |
| 80447 | Isolated | Q1 |
| 80448 | Urban | Q1 |

Appendix D. List of 5-Digit Zip Codes and Mapping to Urban and Socioeconomic Status Categories

| 5-Digit Zip Code | Rural/Urban Categorization | SES Quartile |
|------------------|----------------------------|--------------|
| 80449 | Isolated | Q1 |
| 80451 | Small Rural | Q2 |
| 80452 | Urban | Q2 |
| 80453 | Urban | Q1 |
| 80454 | Urban | Q2 |
| 80455 | Urban | Q1 |
| 80456 | Isolated | Q2 |
| 80457 | Urban | Q3 |
| 80459 | Isolated | Q3 |
| 80461 | Small Rural | Q2 |
| 80463 | Isolated | Q2 |
| 80465 | Urban | Q1 |
| 80466 | Urban | Q3 |
| 80467 | Large Rural | Q1 |
| 80468 | Isolated | Q1 |
| 80469 | Large Rural | Q2 |
| 80470 | Urban | Q1 |
| 80471 | Urban | Missing |
| 80473 | Isolated | Q1 |
| 80474 | Urban | Q1 |
| 80475 | Urban | Q1 |
| 80476 | Isolated | Q2 |
| 80477 | Large Rural | Q2 |
| 80478 | Small Rural | Q1 |
| 80479 | Large Rural | Q2 |
| 80480 | Isolated | Q2 |
| 80481 | Urban | Q1 |
| 80482 | Small Rural | Q1 |
| 80483 | Large Rural | Q2 |
| 80487 | Large Rural | Q1 |
| 80488 | Large Rural | Q1 |
| 80497 | Large Rural | Q1 |
| 80498 | Large Rural | Q2 |
| 80501 | Urban | Q4 |
| 80502 | Urban | Q4 |
| 80503 | Urban | Q1 |
| 80504 | Urban | Q1 |
| 80510 | Urban | Q1 |
| 80511 | Small Rural | Q1 |
| 80512 | Urban | Q1 |
| 80513 | Urban | Q1 |
| 80514 | Urban | Q2 |
| 80515 | Urban | Q2 |
| 80516 | Urban | Q1 |

Appendix D. List of 5-Digit Zip Codes and Mapping to Urban and Socioeconomic Status Categories

| 5-Digit Zip Code | Rural/Urban Categorization | SES Quartile |
|------------------|----------------------------|--------------|
| 80517 | Small Rural | Q1 |
| 80520 | Urban | Q1 |
| 80521 | Urban | Q3 |
| 80522 | Urban | Q3 |
| 80523 | Urban | Q3 |
| 80524 | Urban | Q2 |
| 80525 | Urban | Q2 |
| 80526 | Urban | Q2 |
| 80527 | Urban | Q2 |
| 80528 | Urban | Q1 |
| 80530 | Urban | Q1 |
| 80532 | Urban | Q1 |
| 80533 | Urban | Q1 |
| 80534 | Large Rural | Q1 |
| 80535 | Urban | Q2 |
| 80536 | Urban | Q1 |
| 80537 | Urban | Q2 |
| 80538 | Urban | Q2 |
| 80539 | Urban | Q2 |
| 80540 | Isolated | Q1 |
| 80541 | Urban | Q2 |
| 80542 | Urban | Q1 |
| 80543 | Large Rural | Q1 |
| 80544 | Urban | Missing |
| 80545 | Urban | Q1 |
| 80546 | Urban | Q2 |
| 80547 | Urban | Q1 |
| 80549 | Urban | Q1 |
| 80550 | Urban | Q1 |
| 80551 | Urban | Q1 |
| 80553 | Urban | Q2 |
| 80601 | Urban | Q2 |
| 80602 | Urban | Q1 |
| 80603 | Urban | Q2 |
| 80610 | Urban | Q2 |
| 80611 | Isolated | Q1 |
| 80612 | Isolated | Q1 |
| 80614 | Urban | Q1 |
| 80615 | Urban | Q1 |
| 80620 | Urban | Q3 |
| 80621 | Urban | Q2 |
| 80622 | Isolated | Q1 |
| 80623 | Urban | Q4 |
| 80624 | Urban | Q2 |

Appendix D. List of 5-Digit Zip Codes and Mapping to Urban and Socioeconomic Status Categories

| 5-Digit Zip Code | Rural/Urban Categorization | SES Quartile |
|------------------|----------------------------|--------------|
| 80631 | Urban | Q4 |
| 80632 | Urban | Q4 |
| 80633 | Urban | Q2 |
| 80634 | Urban | Q2 |
| 80638 | Urban | Q3 |
| 80639 | Urban | Q4 |
| 80640 | Urban | Q2 |
| 80642 | Urban | Q1 |
| 80643 | Urban | Q1 |
| 80644 | Urban | Q2 |
| 80645 | Urban | Q2 |
| 80646 | Urban | Q4 |
| 80648 | Isolated | Q1 |
| 80649 | Large Rural | Q2 |
| 80650 | Urban | Q1 |
| 80651 | Isolated | Q2 |
| 80652 | Urban | Q1 |
| 80653 | Large Rural | Q1 |
| 80654 | Isolated | Q2 |
| 80701 | Large Rural | Q3 |
| 80705 | Large Rural | Q3 |
| 80720 | Isolated | Q1 |
| 80721 | Isolated | Q2 |
| 80722 | Large Rural | Q1 |
| 80723 | Small Rural | Q3 |
| 80726 | Isolated | Q1 |
| 80727 | Small Rural | Q3 |
| 80728 | Large Rural | Q1 |
| 80729 | Isolated | Q2 |
| 80731 | Isolated | Q1 |
| 80732 | Isolated | Q2 |
| 80733 | Large Rural | Q2 |
| 80734 | Isolated | Q2 |
| 80735 | Isolated | Q2 |
| 80736 | Large Rural | Q1 |
| 80737 | Isolated | Q2 |
| 80740 | Isolated | Q2 |
| 80741 | Large Rural | Q2 |
| 80742 | Isolated | Q2 |
| 80743 | Isolated | Q2 |
| 80744 | Isolated | Q3 |
| 80745 | Large Rural | Q2 |
| 80746 | Isolated | Q1 |
| 80747 | Isolated | Q1 |

Appendix D. List of 5-Digit Zip Codes and Mapping to Urban and Socioeconomic Status Categories

| 5-Digit Zip Code | Rural/Urban Categorization | SES Quartile |
|------------------|----------------------------|--------------|
| 80749 | Isolated | Q2 |
| 80750 | Large Rural | Q1 |
| 80751 | Large Rural | Q3 |
| 80754 | Isolated | Q1 |
| 80755 | Isolated | Q1 |
| 80757 | Isolated | Q3 |
| 80758 | Isolated | Q3 |
| 80759 | Small Rural | Q2 |
| 80801 | Isolated | Q1 |
| 80802 | Isolated | Q1 |
| 80804 | Isolated | Q1 |
| 80805 | Small Rural | Q3 |
| 80807 | Small Rural | Q3 |
| 80808 | Urban | Q1 |
| 80809 | Urban | Q1 |
| 80810 | Isolated | Q2 |
| 80812 | Isolated | Q1 |
| 80813 | Isolated | Q3 |
| 80814 | Urban | Q1 |
| 80815 | Isolated | Q3 |
| 80816 | Urban | Q1 |
| 80817 | Urban | Q2 |
| 80818 | Isolated | Q1 |
| 80819 | Urban | Q1 |
| 80820 | Isolated | Q1 |
| 80821 | Isolated | Q3 |
| 80822 | Small Rural | Q1 |
| 80823 | Isolated | Q1 |
| 80824 | Small Rural | Q2 |
| 80825 | Isolated | Q1 |
| 80826 | Isolated | Q3 |
| 80827 | Isolated | Q2 |
| 80828 | Isolated | Q3 |
| 80829 | Urban | Q2 |
| 80830 | Isolated | Q1 |
| 80831 | Urban | Q1 |
| 80832 | Urban | Q2 |
| 80833 | Urban | Q2 |
| 80834 | Isolated | Q2 |
| 80835 | Isolated | Q2 |
| 80836 | Isolated | Q2 |
| 80840 | Small Rural | Q1 |
| 80841 | Small Rural | Q1 |
| 80860 | Urban | Q1 |

Appendix D. List of 5-Digit Zip Codes and Mapping to Urban and Socioeconomic Status Categories

| 5-Digit Zip Code | Rural/Urban Categorization | SES Quartile |
|------------------|----------------------------|--------------|
| 80861 | Isolated | Q1 |
| 80862 | Isolated | Q1 |
| 80863 | Urban | Q1 |
| 80864 | Urban | Q1 |
| 80866 | Urban | Q1 |
| 80901 | Urban | Q4 |
| 80902 | Urban | Q2 |
| 80903 | Urban | Q4 |
| 80904 | Urban | Q3 |
| 80905 | Urban | Q3 |
| 80906 | Urban | Q2 |
| 80907 | Urban | Q3 |
| 80908 | Urban | Q1 |
| 80909 | Urban | Q4 |
| 80910 | Urban | Q4 |
| 80911 | Urban | Q1 |
| 80912 | Urban | Q2 |
| 80913 | Urban | Q1 |
| 80914 | Urban | Q1 |
| 80915 | Urban | Q2 |
| 80916 | Urban | Q4 |
| 80917 | Urban | Q3 |
| 80918 | Urban | Q2 |
| 80919 | Urban | Q1 |
| 80920 | Urban | Q1 |
| 80921 | Urban | Q1 |
| 80922 | Urban | Q1 |
| 80923 | Urban | Q1 |
| 80924 | Urban | Q1 |
| 80925 | Urban | Q1 |
| 80926 | Urban | Q2 |
| 80927 | Urban | Q1 |
| 80928 | Urban | Q2 |
| 80929 | Urban | Q1 |
| 80930 | Urban | Q2 |
| 80931 | Urban | Q1 |
| 80932 | Urban | Q4 |
| 80933 | Urban | Q3 |
| 80934 | Urban | Q3 |
| 80935 | Urban | Q4 |
| 80936 | Urban | Q2 |
| 80937 | Urban | Q3 |
| 80938 | Urban | Missing |
| 80939 | Urban | Missing |

Appendix D. List of 5-Digit Zip Codes and Mapping to Urban and Socioeconomic Status Categories

| 5-Digit Zip Code | Rural/Urban Categorization | SES Quartile |
|------------------|----------------------------|--------------|
| 80941 | Urban | Q2 |
| 80942 | Urban | Q4 |
| 80946 | Urban | Q4 |
| 80947 | Urban | Q4 |
| 80949 | Urban | Q1 |
| 80950 | Urban | Q4 |
| 80951 | Urban | Q2 |
| 80960 | Urban | Q3 |
| 80962 | Urban | Q1 |
| 80970 | Urban | Q2 |
| 80977 | Urban | Q1 |
| 80995 | Urban | Q1 |
| 80997 | Urban | Q1 |
| 81001 | Urban | Q4 |
| 81002 | Urban | Q4 |
| 81003 | Urban | Q4 |
| 81004 | Urban | Q4 |
| 81005 | Urban | Q2 |
| 81006 | Urban | Q2 |
| 81007 | Urban | Q1 |
| 81008 | Urban | Q3 |
| 81009 | Urban | Q4 |
| 81010 | Urban | Q4 |
| 81011 | Urban | Q4 |
| 81012 | Urban | Q4 |
| 81019 | Urban | Q1 |
| 81020 | Small Rural | Q3 |
| 81021 | Isolated | Q1 |
| 81022 | Urban | Q2 |
| 81023 | Urban | Q1 |
| 81024 | Small Rural | Q2 |
| 81025 | Urban | Q3 |
| 81027 | Small Rural | Q1 |
| 81029 | Isolated | Q2 |
| 81030 | Small Rural | Q2 |
| 81033 | Isolated | Q3 |
| 81034 | Isolated | Q3 |
| 81036 | Isolated | Q2 |
| 81038 | Small Rural | Q1 |
| 81039 | Urban | Q3 |
| 81040 | Isolated | Q1 |
| 81041 | Small Rural | Q3 |
| 81043 | Isolated | Q3 |
| 81044 | Small Rural | Q2 |

Appendix D. List of 5-Digit Zip Codes and Mapping to Urban and Socioeconomic Status Categories

| 5-Digit Zip Code | Rural/Urban Categorization | SES Quartile |
|------------------|----------------------------|--------------|
| 81045 | Isolated | Q1 |
| 81046 | Small Rural | Q3 |
| 81047 | Isolated | Q3 |
| 81049 | Small Rural | Q1 |
| 81050 | Small Rural | Q3 |
| 81052 | Small Rural | Q3 |
| 81054 | Small Rural | Q3 |
| 81055 | Isolated | Q1 |
| 81057 | Small Rural | Q3 |
| 81058 | Small Rural | Q3 |
| 81059 | Small Rural | Q2 |
| 81062 | Isolated | Q3 |
| 81063 | Isolated | Q3 |
| 81064 | Isolated | Q1 |
| 81067 | Small Rural | Q4 |
| 81069 | Urban | Q1 |
| 81071 | Isolated | Q2 |
| 81073 | Isolated | Q2 |
| 81076 | Isolated | Q2 |
| 81077 | Small Rural | Q2 |
| 81081 | Small Rural | Q1 |
| 81082 | Small Rural | Q3 |
| 81084 | Isolated | Q3 |
| 81087 | Isolated | Q3 |
| 81089 | Small Rural | Q3 |
| 81090 | Isolated | Q2 |
| 81091 | Small Rural | Q2 |
| 81092 | Small Rural | Q2 |
| 81101 | Small Rural | Q4 |
| 81102 | Small Rural | Q4 |
| 81120 | Small Rural | Q3 |
| 81121 | Isolated | Q1 |
| 81122 | Large Rural | Q1 |
| 81123 | Isolated | Q3 |
| 81124 | Isolated | Q2 |
| 81125 | Isolated | Q4 |
| 81126 | Isolated | Q2 |
| 81128 | Small Rural | Q3 |
| 81129 | Small Rural | Q2 |
| 81130 | Isolated | Q1 |
| 81131 | Isolated | Q2 |
| 81132 | Isolated | Q3 |
| 81133 | Isolated | Q3 |
| 81135 | Small Rural | Q3 |

Appendix D. List of 5-Digit Zip Codes and Mapping to Urban and Socioeconomic Status Categories

| 5-Digit Zip Code | Rural/Urban Categorization | SES Quartile |
|------------------|----------------------------|--------------|
| 81136 | Small Rural | Q2 |
| 81137 | Isolated | Q2 |
| 81138 | Isolated | Q1 |
| 81140 | Isolated | Q3 |
| 81141 | Small Rural | Q3 |
| 81143 | Isolated | Q3 |
| 81144 | Small Rural | Q3 |
| 81146 | Small Rural | Q2 |
| 81147 | Small Rural | Q2 |
| 81148 | Small Rural | Q4 |
| 81149 | Isolated | Q3 |
| 81151 | Isolated | Q2 |
| 81152 | Isolated | Q4 |
| 81154 | Isolated | Q1 |
| 81155 | Isolated | Q1 |
| 81157 | Small Rural | Q2 |
| 81201 | Small Rural | Q2 |
| 81210 | Isolated | Q3 |
| 81211 | Small Rural | Q2 |
| 81212 | Large Rural | Q3 |
| 81215 | Large Rural | Q3 |
| 81220 | Isolated | Q1 |
| 81221 | Large Rural | Q2 |
| 81222 | Isolated | Q2 |
| 81223 | Isolated | Q1 |
| 81224 | Isolated | Q1 |
| 81225 | Isolated | Q2 |
| 81226 | Large Rural | Q3 |
| 81227 | Small Rural | Q1 |
| 81228 | Small Rural | Q2 |
| 81230 | Small Rural | Q3 |
| 81231 | Small Rural | Q1 |
| 81232 | Isolated | Q1 |
| 81233 | Isolated | Q1 |
| 81235 | Isolated | Q1 |
| 81236 | Small Rural | Q1 |
| 81237 | Small Rural | Q1 |
| 81239 | Small Rural | Q1 |
| 81240 | Isolated | Q2 |
| 81241 | Small Rural | Q1 |
| 81242 | Small Rural | Q3 |
| 81243 | Isolated | Q1 |
| 81244 | Large Rural | Q2 |
| 81248 | Isolated | Q1 |

Appendix D. List of 5-Digit Zip Codes and Mapping to Urban and Socioeconomic Status Categories

| 5-Digit Zip Code | Rural/Urban Categorization | SES Quartile |
|------------------|----------------------------|--------------|
| 81251 | Small Rural | Q1 |
| 81252 | Isolated | Q2 |
| 81253 | Isolated | Q1 |
| 81290 | Large Rural | Q3 |
| 81301 | Large Rural | Q2 |
| 81302 | Large Rural | Q2 |
| 81303 | Large Rural | Q2 |
| 81320 | Isolated | Q1 |
| 81321 | Small Rural | Q3 |
| 81323 | Small Rural | Q2 |
| 81324 | Isolated | Q3 |
| 81325 | Isolated | Q3 |
| 81326 | Large Rural | Q1 |
| 81327 | Small Rural | Q1 |
| 81328 | Isolated | Q2 |
| 81329 | Large Rural | Q1 |
| 81330 | Isolated | Q3 |
| 81331 | Small Rural | Q1 |
| 81332 | Isolated | Q2 |
| 81334 | Small Rural | Q4 |
| 81335 | Small Rural | Q1 |
| 81401 | Large Rural | Q3 |
| 81402 | Large Rural | Q3 |
| 81403 | Large Rural | Q2 |
| 81410 | Small Rural | Q2 |
| 81411 | Isolated | Q1 |
| 81413 | Small Rural | Q2 |
| 81414 | Small Rural | Q2 |
| 81415 | Isolated | Q1 |
| 81416 | Small Rural | Q3 |
| 81418 | Small Rural | Q2 |
| 81419 | Isolated | Q2 |
| 81420 | Isolated | Q2 |
| 81422 | Isolated | Q2 |
| 81423 | Isolated | Q2 |
| 81424 | Isolated | Q2 |
| 81425 | Large Rural | Q3 |
| 81426 | Isolated | Q1 |
| 81427 | Isolated | Q1 |
| 81428 | Isolated | Q2 |
| 81429 | Isolated | Q1 |
| 81430 | Isolated | Q1 |
| 81431 | Isolated | Q1 |
| 81432 | Isolated | Q1 |

Appendix D. List of 5-Digit Zip Codes and Mapping to Urban and Socioeconomic Status Categories

| 5-Digit Zip Code | Rural/Urban Categorization | SES Quartile |
|------------------|----------------------------|--------------|
| 81433 | Isolated | Q3 |
| 81434 | Isolated | Q1 |
| 81435 | Isolated | Q2 |
| 81501 | Urban | Q4 |
| 81502 | Urban | Q4 |
| 81503 | Urban | Q3 |
| 81504 | Urban | Q2 |
| 81505 | Urban | Q1 |
| 81506 | Urban | Q2 |
| 81507 | Urban | Q1 |
| 81520 | Urban | Q3 |
| 81521 | Urban | Q2 |
| 81522 | Urban | Q1 |
| 81523 | Urban | Q1 |
| 81524 | Urban | Q1 |
| 81525 | Urban | Q2 |
| 81526 | Urban | Q1 |
| 81527 | Urban | Q1 |
| 81601 | Large Rural | Q3 |
| 81602 | Large Rural | Q3 |
| 81610 | Isolated | Q2 |
| 81611 | Small Rural | Q2 |
| 81612 | Small Rural | Missing |
| 81615 | Isolated | Q2 |
| 81620 | Large Rural | Q2 |
| 81621 | Small Rural | Q2 |
| 81623 | Small Rural | Q2 |
| 81624 | Urban | Q2 |
| 81625 | Large Rural | Q2 |
| 81626 | Large Rural | Q2 |
| 81630 | Urban | Q2 |
| 81631 | Small Rural | Q1 |
| 81632 | Large Rural | Q2 |
| 81633 | Isolated | Missing |
| 81635 | Small Rural | Q2 |
| 81636 | Small Rural | Q2 |
| 81637 | Small Rural | Q2 |
| 81638 | Isolated | Q1 |
| 81639 | Large Rural | Q2 |
| 81640 | Isolated | Q3 |
| 81641 | Isolated | Q2 |
| 81642 | Small Rural | Q1 |
| 81643 | Urban | Q1 |
| 81645 | Small Rural | Q3 |

Appendix D. List of 5-Digit Zip Codes and Mapping to Urban and Socioeconomic Status Categories

| 5-Digit Zip Code | Rural/Urban Categorization | SES Quartile |
|------------------|----------------------------|--------------|
| 81646 | Urban | Q2 |
| 81647 | Large Rural | Q2 |
| 81648 | Isolated | Q1 |
| 81649 | Small Rural | Q1 |
| 81650 | Large Rural | Q3 |
| 81652 | Large Rural | Q3 |
| 81653 | Isolated | Q1 |
| 81654 | Isolated | Q3 |
| 81655 | Small Rural | Q2 |
| 81656 | Small Rural | Q1 |
| 81657 | Small Rural | Q1 |
| 81658 | Small Rural | Q1 |
| 82001 | Urban | Q2 |
| 82002 | Urban | Q1 |
| 82003 | Urban | Q2 |
| 82005 | Urban | Q1 |
| 82006 | Urban | Q1 |
| 82007 | Urban | Q3 |
| 82008 | Urban | Q3 |
| 82009 | Urban | Q1 |
| 82010 | Urban | Q1 |
| 82050 | Urban | Q2 |
| 82051 | Large Rural | Q2 |
| 82052 | Large Rural | Q1 |
| 82053 | Urban | Q2 |
| 82054 | Urban | Q1 |
| 82055 | Large Rural | Q1 |
| 82058 | Large Rural | Q1 |
| 82059 | Urban | Q1 |
| 82060 | Urban | Q1 |
| 82061 | Urban | Missing |
| 82063 | Large Rural | Q1 |
| 82070 | Large Rural | Q2 |
| 82071 | Large Rural | Q3 |
| 82072 | Large Rural | Q3 |
| 82073 | Large Rural | Q1 |
| 82081 | Urban | Q1 |
| 82082 | Urban | Q1 |
| 82083 | Large Rural | Q1 |
| 82084 | Large Rural | Missing |
| 82190 | Small Rural | Q2 |
| 82201 | Small Rural | Q2 |
| 82210 | Small Rural | Q2 |
| 82212 | Isolated | Q1 |

Appendix D. List of 5-Digit Zip Codes and Mapping to Urban and Socioeconomic Status Categories

| 5-Digit Zip Code | Rural/Urban Categorization | SES Quartile |
|------------------|----------------------------|--------------|
| 82213 | Isolated | Q2 |
| 82214 | Isolated | Q2 |
| 82215 | Isolated | Q1 |
| 82217 | Isolated | Q3 |
| 82218 | Small Rural | Q2 |
| 82219 | Isolated | Q1 |
| 82221 | Isolated | Q2 |
| 82222 | Isolated | Q1 |
| 82223 | Isolated | Q1 |
| 82224 | Isolated | Q1 |
| 82225 | Isolated | Q2 |
| 82227 | Isolated | Q1 |
| 82229 | Isolated | Q1 |
| 82240 | Small Rural | Q2 |
| 82242 | Isolated | Q1 |
| 82243 | Isolated | Q1 |
| 82244 | Isolated | Q1 |
| 82301 | Small Rural | Q3 |
| 82310 | Small Rural | Q2 |
| 82321 | Isolated | Q1 |
| 82322 | Isolated | Q1 |
| 82323 | Isolated | Q2 |
| 82324 | Small Rural | Q1 |
| 82325 | Isolated | Q1 |
| 82327 | Small Rural | Q3 |
| 82329 | Small Rural | Q1 |
| 82331 | Isolated | Q1 |
| 82332 | Isolated | Q1 |
| 82334 | Isolated | Q1 |
| 82335 | Small Rural | Q1 |
| 82336 | Isolated | Q2 |
| 82401 | Small Rural | Q2 |
| 82410 | Isolated | Q1 |
| 82411 | Isolated | Q1 |
| 82412 | Isolated | Q2 |
| 82414 | Small Rural | Q1 |
| 82420 | Isolated | Q1 |
| 82421 | Isolated | Q1 |
| 82422 | Isolated | Q1 |
| 82423 | Isolated | Q2 |
| 82426 | Isolated | Q2 |
| 82428 | Isolated | Q1 |
| 82430 | Small Rural | Q2 |
| 82431 | Isolated | Q2 |

Appendix D. List of 5-Digit Zip Codes and Mapping to Urban and Socioeconomic Status Categories

| 5-Digit Zip Code | Rural/Urban Categorization | SES Quartile |
|------------------|----------------------------|--------------|
| 82432 | Isolated | Q2 |
| 82433 | Small Rural | Q1 |
| 82434 | Isolated | Q1 |
| 82435 | Small Rural | Q2 |
| 82440 | Small Rural | Q1 |
| 82441 | Isolated | Q1 |
| 82442 | Small Rural | Q1 |
| 82443 | Small Rural | Q2 |
| 82450 | Small Rural | Q1 |
| 82501 | Large Rural | Q3 |
| 82510 | Large Rural | Q3 |
| 82512 | Isolated | Q1 |
| 82513 | Isolated | Q1 |
| 82514 | Isolated | Q4 |
| 82515 | Isolated | Q2 |
| 82516 | Isolated | Q2 |
| 82520 | Small Rural | Q2 |
| 82523 | Large Rural | Q1 |
| 82524 | Large Rural | Q3 |
| 82601 | Urban | Q2 |
| 82602 | Urban | Q2 |
| 82604 | Urban | Q2 |
| 82605 | Urban | Q2 |
| 82609 | Urban | Q2 |
| 82615 | Small Rural | Q3 |
| 82620 | Urban | Q1 |
| 82630 | Urban | Q1 |
| 82633 | Small Rural | Q2 |
| 82635 | Urban | Q4 |
| 82636 | Urban | Q2 |
| 82637 | Urban | Q2 |
| 82638 | Urban | Missing |
| 82639 | Isolated | Q2 |
| 82640 | Isolated | Q1 |
| 82642 | Isolated | Q1 |
| 82643 | Urban | Q3 |
| 82644 | Urban | Q4 |
| 82646 | Urban | Missing |
| 82648 | Urban | Missing |
| 82649 | Isolated | Q2 |
| 82701 | Small Rural | Q2 |
| 82710 | Isolated | Q1 |
| 82711 | Isolated | Q1 |
| 82712 | Isolated | Q1 |

Appendix D. List of 5-Digit Zip Codes and Mapping to Urban and Socioeconomic Status Categories

| 5-Digit Zip Code | Rural/Urban Categorization | SES Quartile |
|------------------|----------------------------|--------------|
| 82714 | Isolated | Q1 |
| 82715 | Isolated | Missing |
| 82716 | Large Rural | Q2 |
| 82717 | Large Rural | Q2 |
| 82718 | Large Rural | Q1 |
| 82720 | Isolated | Q2 |
| 82721 | Isolated | Q1 |
| 82723 | Isolated | Q1 |
| 82725 | Large Rural | Q1 |
| 82727 | Large Rural | Q1 |
| 82729 | Isolated | Q1 |
| 82730 | Isolated | Q2 |
| 82731 | Large Rural | Q2 |
| 82732 | Large Rural | Q2 |
| 82801 | Large Rural | Q1 |
| 82831 | Large Rural | Q1 |
| 82832 | Large Rural | Q1 |
| 82833 | Large Rural | Q1 |
| 82834 | Small Rural | Q1 |
| 82835 | Large Rural | Q1 |
| 82836 | Large Rural | Q1 |
| 82837 | Large Rural | Q1 |
| 82838 | Large Rural | Q2 |
| 82839 | Large Rural | Q1 |
| 82840 | Small Rural | Q1 |
| 82842 | Large Rural | Q1 |
| 82844 | Large Rural | Q1 |
| 82845 | Large Rural | Q1 |
| 82901 | Large Rural | Q2 |
| 82902 | Large Rural | Q2 |
| 82922 | Isolated | Q1 |
| 82923 | Isolated | Q1 |
| 82925 | Isolated | Q1 |
| 82929 | Large Rural | Q1 |
| 82930 | Large Rural | Q2 |
| 82931 | Large Rural | Q2 |
| 82932 | Isolated | Q1 |
| 82933 | Isolated | Q2 |
| 82934 | Large Rural | Q2 |
| 82935 | Large Rural | Q2 |
| 82936 | Isolated | Missing |
| 82937 | Isolated | Q2 |
| 82938 | Large Rural | Q1 |
| 82939 | Isolated | Q1 |

Appendix D. List of 5-Digit Zip Codes and Mapping to Urban and Socioeconomic Status Categories

| 5-Digit Zip Code | Rural/Urban Categorization | SES Quartile |
|------------------|----------------------------|--------------|
| 82941 | Isolated | Q1 |
| 82942 | Large Rural | Q2 |
| 82943 | Large Rural | Q3 |
| 82944 | Isolated | Q1 |
| 82945 | Isolated | Q2 |
| 83001 | Large Rural | Q2 |
| 83002 | Large Rural | Q2 |
| 83011 | Isolated | Q2 |
| 83012 | Isolated | Q2 |
| 83013 | Isolated | Q1 |
| 83014 | Large Rural | Q1 |
| 83025 | Isolated | Q1 |
| 83101 | Small Rural | Q1 |
| 83110 | Isolated | Q1 |
| 83111 | Isolated | Q1 |
| 83112 | Isolated | Q1 |
| 83113 | Isolated | Q1 |
| 83114 | Isolated | Q1 |
| 83115 | Isolated | Q2 |
| 83116 | Small Rural | Q1 |
| 83118 | Isolated | Q1 |
| 83119 | Isolated | Q1 |
| 83120 | Isolated | Q2 |
| 83121 | Small Rural | Q1 |
| 83122 | Isolated | Q2 |
| 83123 | Isolated | Q2 |
| 83124 | Isolated | Q1 |
| 83126 | Isolated | Q1 |
| 83127 | Isolated | Q2 |
| 83128 | Isolated | Q1 |
| 83201 | Urban | Q3 |
| 83202 | Urban | Q2 |
| 83203 | Urban | Q3 |
| 83204 | Urban | Q3 |
| 83205 | Urban | Q3 |
| 83206 | Urban | Q3 |
| 83209 | Urban | Q4 |
| 83210 | Isolated | Q3 |
| 83211 | Urban | Q3 |
| 83212 | Urban | Q1 |
| 83213 | Isolated | Q2 |
| 83214 | Urban | Q1 |
| 83215 | Isolated | Q2 |
| 83217 | Isolated | Q1 |

Appendix D. List of 5-Digit Zip Codes and Mapping to Urban and Socioeconomic Status Categories

| 5-Digit Zip Code | Rural/Urban Categorization | SES Quartile |
|------------------|----------------------------|--------------|
| 83218 | Urban | Q2 |
| 83220 | Isolated | Q1 |
| 83221 | Large Rural | Q2 |
| 83223 | Isolated | Q1 |
| 83226 | Isolated | Q2 |
| 83227 | Isolated | Q2 |
| 83228 | Isolated | Q3 |
| 83229 | Isolated | Q2 |
| 83230 | Small Rural | Q1 |
| 83232 | Isolated | Q2 |
| 83233 | Isolated | Q1 |
| 83234 | Urban | Q2 |
| 83235 | Small Rural | Q1 |
| 83236 | Urban | Q1 |
| 83237 | Urban | Q3 |
| 83238 | Isolated | Q1 |
| 83239 | Isolated | Q1 |
| 83241 | Isolated | Q1 |
| 83243 | Isolated | Q3 |
| 83244 | Isolated | Q1 |
| 83245 | Urban | Q1 |
| 83246 | Urban | Q1 |
| 83250 | Urban | Q1 |
| 83251 | Isolated | Q2 |
| 83252 | Isolated | Q2 |
| 83253 | Small Rural | Q1 |
| 83254 | Isolated | Q2 |
| 83255 | Isolated | Q1 |
| 83256 | Large Rural | Q2 |
| 83261 | Isolated | Q1 |
| 83262 | Large Rural | Q2 |
| 83263 | Urban | Q1 |
| 83271 | Urban | Q1 |
| 83272 | Isolated | Q1 |
| 83274 | Urban | Q2 |
| 83276 | Small Rural | Q1 |
| 83277 | Isolated | Q1 |
| 83278 | Isolated | Q2 |
| 83281 | Urban | Q2 |
| 83283 | Isolated | Q1 |
| 83285 | Urban | Q1 |
| 83286 | Isolated | Q1 |
| 83287 | Isolated | Q1 |
| 83301 | Large Rural | Q3 |

Appendix D. List of 5-Digit Zip Codes and Mapping to Urban and Socioeconomic Status Categories

| 5-Digit Zip Code | Rural/Urban Categorization | SES Quartile |
|------------------|----------------------------|--------------|
| 83302 | Large Rural | Q3 |
| 83303 | Large Rural | Q3 |
| 83311 | Isolated | Q2 |
| 83312 | Isolated | Q2 |
| 83313 | Large Rural | Q3 |
| 83314 | Small Rural | Q3 |
| 83316 | Isolated | Q3 |
| 83318 | Large Rural | Q3 |
| 83320 | Large Rural | Q3 |
| 83321 | Isolated | Q3 |
| 83322 | Isolated | Q1 |
| 83323 | Large Rural | Q2 |
| 83324 | Isolated | Q2 |
| 83325 | Isolated | Q1 |
| 83327 | Isolated | Q3 |
| 83328 | Large Rural | Q2 |
| 83330 | Small Rural | Q3 |
| 83332 | Small Rural | Q3 |
| 83333 | Large Rural | Q2 |
| 83334 | Large Rural | Q3 |
| 83335 | Isolated | Q3 |
| 83336 | Large Rural | Q3 |
| 83337 | Isolated | Q1 |
| 83338 | Large Rural | Q3 |
| 83340 | Small Rural | Q1 |
| 83341 | Large Rural | Q2 |
| 83342 | Isolated | Q2 |
| 83343 | Small Rural | Q3 |
| 83344 | Isolated | Q3 |
| 83346 | Large Rural | Q2 |
| 83347 | Large Rural | Q2 |
| 83348 | Large Rural | Q1 |
| 83349 | Isolated | Q3 |
| 83350 | Small Rural | Q3 |
| 83352 | Isolated | Q2 |
| 83353 | Small Rural | Q1 |
| 83354 | Small Rural | Missing |
| 83355 | Small Rural | Q2 |
| 83401 | Urban | Q2 |
| 83402 | Urban | Q3 |
| 83403 | Urban | Q2 |
| 83404 | Urban | Q1 |
| 83405 | Urban | Q3 |
| 83406 | Urban | Q1 |

Appendix D. List of 5-Digit Zip Codes and Mapping to Urban and Socioeconomic Status Categories

| 5-Digit Zip Code | Rural/Urban Categorization | SES Quartile |
|------------------|----------------------------|--------------|
| 83414 | Isolated | Q1 |
| 83415 | Urban | Q3 |
| 83420 | Isolated | Q1 |
| 83421 | Small Rural | Q1 |
| 83422 | Isolated | Q3 |
| 83423 | Isolated | Q3 |
| 83424 | Isolated | Q1 |
| 83425 | Urban | Q2 |
| 83427 | Urban | Q1 |
| 83428 | Urban | Q1 |
| 83429 | Isolated | Q1 |
| 83431 | Urban | Q3 |
| 83433 | Isolated | Q1 |
| 83434 | Urban | Q2 |
| 83435 | Urban | Q1 |
| 83436 | Isolated | Q1 |
| 83438 | Small Rural | Q1 |
| 83440 | Large Rural | Q3 |
| 83441 | Large Rural | Q3 |
| 83442 | Urban | Q2 |
| 83443 | Urban | Q2 |
| 83444 | Urban | Q3 |
| 83445 | Small Rural | Q1 |
| 83446 | Isolated | Q1 |
| 83448 | Large Rural | Q2 |
| 83449 | Urban | Q1 |
| 83450 | Urban | Q2 |
| 83451 | Isolated | Q2 |
| 83452 | Isolated | Q1 |
| 83454 | Urban | Q2 |
| 83455 | Isolated | Q1 |
| 83460 | Large Rural | Q1 |
| 83462 | Small Rural | Q2 |
| 83463 | Small Rural | Q1 |
| 83464 | Small Rural | Q2 |
| 83465 | Small Rural | Q1 |
| 83466 | Small Rural | Q1 |
| 83467 | Small Rural | Q2 |
| 83468 | Small Rural | Q1 |
| 83469 | Small Rural | Q1 |
| 83501 | Urban | Q2 |
| 83520 | Small Rural | Q2 |
| 83522 | Isolated | Q2 |
| 83523 | Isolated | Q1 |

Appendix D. List of 5-Digit Zip Codes and Mapping to Urban and Socioeconomic Status Categories

| 5-Digit Zip Code | Rural/Urban Categorization | SES Quartile |
|------------------|----------------------------|--------------|
| 83524 | Urban | Q2 |
| 83525 | Isolated | Q3 |
| 83526 | Isolated | Q1 |
| 83530 | Small Rural | Q2 |
| 83531 | Small Rural | Q2 |
| 83533 | Isolated | Q1 |
| 83535 | Urban | Q1 |
| 83536 | Isolated | Q3 |
| 83537 | Urban | Q2 |
| 83539 | Isolated | Q2 |
| 83540 | Urban | Q4 |
| 83541 | Small Rural | Q1 |
| 83542 | Isolated | Q1 |
| 83543 | Isolated | Q1 |
| 83544 | Small Rural | Q2 |
| 83545 | Urban | Q3 |
| 83546 | Small Rural | Q2 |
| 83547 | Isolated | Q1 |
| 83548 | Isolated | Q1 |
| 83549 | Isolated | Q2 |
| 83552 | Isolated | Q3 |
| 83553 | Small Rural | Q2 |
| 83554 | Small Rural | Q2 |
| 83555 | Isolated | Q1 |
| 83601 | Missing | Q1 |
| 83602 | Urban | Q2 |
| 83604 | Isolated | Q2 |
| 83605 | Urban | Q4 |
| 83606 | Urban | Q4 |
| 83607 | Urban | Q2 |
| 83610 | Isolated | Q2 |
| 83611 | Isolated | Q2 |
| 83612 | Isolated | Q3 |
| 83615 | Isolated | Q2 |
| 83616 | Urban | Q1 |
| 83617 | Urban | Q3 |
| 83619 | Large Rural | Q1 |
| 83622 | Urban | Q2 |
| 83623 | Isolated | Q4 |
| 83624 | Isolated | Q3 |
| 83626 | Urban | Q3 |
| 83627 | Isolated | Q2 |
| 83628 | Urban | Q4 |
| 83629 | Urban | Q1 |

Appendix D. List of 5-Digit Zip Codes and Mapping to Urban and Socioeconomic Status Categories

| 5-Digit Zip Code | Rural/Urban Categorization | SES Quartile |
|------------------|----------------------------|--------------|
| 83630 | Urban | Q2 |
| 83631 | Urban | Q2 |
| 83632 | Isolated | Q1 |
| 83633 | Isolated | Q1 |
| 83634 | Urban | Q2 |
| 83635 | Isolated | Q1 |
| 83636 | Urban | Missing |
| 83637 | Urban | Q2 |
| 83638 | Isolated | Q1 |
| 83639 | Urban | Q4 |
| 83641 | Urban | Q3 |
| 83642 | Urban | Q2 |
| 83643 | Isolated | Q1 |
| 83644 | Urban | Q2 |
| 83645 | Isolated | Q1 |
| 83646 | Urban | Q1 |
| 83647 | Large Rural | Q3 |
| 83648 | Small Rural | Q1 |
| 83650 | Isolated | Q3 |
| 83651 | Urban | Q3 |
| 83652 | Urban | Q3 |
| 83653 | Urban | Q3 |
| 83654 | Isolated | Q2 |
| 83655 | Large Rural | Q2 |
| 83656 | Urban | Q2 |
| 83657 | Urban | Q1 |
| 83660 | Isolated | Q3 |
| 83661 | Large Rural | Q3 |
| 83666 | Urban | Q2 |
| 83669 | Urban | Q1 |
| 83670 | Urban | Q1 |
| 83671 | Isolated | Q1 |
| 83672 | Small Rural | Q3 |
| 83676 | Urban | Q3 |
| 83677 | Isolated | Q1 |
| 83680 | Urban | Q2 |
| 83686 | Urban | Q3 |
| 83687 | Urban | Q3 |
| 83701 | Urban | Q2 |
| 83702 | Urban | Q2 |
| 83703 | Urban | Q2 |
| 83704 | Urban | Q3 |
| 83705 | Urban | Q3 |
| 83706 | Urban | Q2 |

Appendix D. List of 5-Digit Zip Codes and Mapping to Urban and Socioeconomic Status Categories

| 5-Digit Zip Code | Rural/Urban Categorization | SES Quartile |
|------------------|----------------------------|--------------|
| 83707 | Urban | Q2 |
| 83708 | Urban | Q1 |
| 83709 | Urban | Q1 |
| 83711 | Urban | Q3 |
| 83712 | Urban | Q1 |
| 83713 | Urban | Q2 |
| 83714 | Urban | Q2 |
| 83715 | Urban | Q3 |
| 83716 | Urban | Q1 |
| 83717 | Urban | Q1 |
| 83719 | Urban | Q1 |
| 83720 | Urban | Q2 |
| 83722 | Urban | Q2 |
| 83724 | Urban | Q2 |
| 83725 | Urban | Q2 |
| 83726 | Urban | Q2 |
| 83728 | Urban | Q2 |
| 83729 | Urban | Q1 |
| 83731 | Urban | Q3 |
| 83732 | Urban | Q2 |
| 83735 | Urban | Q2 |
| 83756 | Urban | Q2 |
| 83799 | Urban | Q1 |
| 83801 | Urban | Q1 |
| 83802 | Small Rural | Q2 |
| 83803 | Urban | Q3 |
| 83804 | Isolated | Q1 |
| 83805 | Isolated | Q2 |
| 83806 | Large Rural | Q2 |
| 83808 | Small Rural | Q2 |
| 83809 | Large Rural | Q1 |
| 83810 | Urban | Q1 |
| 83811 | Isolated | Q2 |
| 83812 | Small Rural | Q1 |
| 83813 | Large Rural | Q2 |
| 83814 | Urban | Q3 |
| 83815 | Urban | Q2 |
| 83816 | Urban | Q3 |
| 83821 | Isolated | Q2 |
| 83822 | Isolated | Q2 |
| 83823 | Large Rural | Q1 |
| 83824 | Small Rural | Q4 |
| 83825 | Large Rural | Q1 |
| 83826 | Isolated | Missing |

Appendix D. List of 5-Digit Zip Codes and Mapping to Urban and Socioeconomic Status Categories

| 5-Digit Zip Code | Rural/Urban Categorization | SES Quartile |
|------------------|----------------------------|--------------|
| 83827 | Small Rural | Q3 |
| 83830 | Small Rural | Q2 |
| 83832 | Urban | Q1 |
| 83833 | Urban | Q1 |
| 83834 | Large Rural | Q1 |
| 83835 | Urban | Q1 |
| 83836 | Isolated | Q2 |
| 83837 | Small Rural | Q3 |
| 83839 | Small Rural | Q3 |
| 83840 | Large Rural | Q2 |
| 83841 | Large Rural | Q1 |
| 83842 | Urban | Q3 |
| 83843 | Large Rural | Q3 |
| 83844 | Large Rural | Q1 |
| 83845 | Isolated | Q2 |
| 83846 | Small Rural | Q3 |
| 83847 | Small Rural | Q2 |
| 83848 | Isolated | Q1 |
| 83849 | Small Rural | Q2 |
| 83850 | Small Rural | Q2 |
| 83851 | Small Rural | Q4 |
| 83852 | Large Rural | Q3 |
| 83853 | Isolated | Q2 |
| 83854 | Urban | Q2 |
| 83855 | Large Rural | Q2 |
| 83856 | Large Rural | Q2 |
| 83857 | Large Rural | Q1 |
| 83858 | Urban | Q2 |
| 83860 | Large Rural | Q1 |
| 83861 | Small Rural | Q2 |
| 83864 | Large Rural | Q2 |
| 83865 | Large Rural | Q2 |
| 83866 | Small Rural | Q1 |
| 83867 | Small Rural | Q1 |
| 83868 | Small Rural | Q4 |
| 83869 | Urban | Q2 |
| 83870 | Small Rural | Q3 |
| 83871 | Large Rural | Q1 |
| 83872 | Large Rural | Q1 |
| 83873 | Small Rural | Q3 |
| 83874 | Small Rural | Q3 |
| 83876 | Isolated | Q2 |
| 83877 | Urban | Q2 |
| 84001 | Small Rural | Q1 |

Appendix D. List of 5-Digit Zip Codes and Mapping to Urban and Socioeconomic Status Categories

| 5-Digit Zip Code | Rural/Urban Categorization | SES Quartile |
|------------------|----------------------------|--------------|
| 84002 | Small Rural | Q1 |
| 84003 | Urban | Q1 |
| 84004 | Urban | Q1 |
| 84005 | Urban | Q1 |
| 84006 | Urban | Q1 |
| 84007 | Small Rural | Q1 |
| 84008 | Large Rural | Q1 |
| 84009 | Urban | Q1 |
| 84010 | Urban | Q1 |
| 84011 | Urban | Q1 |
| 84013 | Urban | Q1 |
| 84014 | Urban | Q1 |
| 84015 | Urban | Q2 |
| 84016 | Urban | Q2 |
| 84017 | Isolated | Q2 |
| 84018 | Urban | Q1 |
| 84020 | Urban | Q1 |
| 84021 | Isolated | Q2 |
| 84022 | Small Rural | Q2 |
| 84023 | Isolated | Q1 |
| 84024 | Isolated | Q1 |
| 84025 | Urban | Q1 |
| 84026 | Small Rural | Q4 |
| 84027 | Isolated | Q1 |
| 84028 | Isolated | Q2 |
| 84029 | Large Rural | Q1 |
| 84031 | Isolated | Q2 |
| 84032 | Large Rural | Q2 |
| 84033 | Isolated | Q1 |
| 84034 | Small Rural | Q2 |
| 84035 | Large Rural | Q1 |
| 84036 | Urban | Q1 |
| 84037 | Urban | Q1 |
| 84038 | Isolated | Q1 |
| 84039 | Small Rural | Q1 |
| 84040 | Urban | Q1 |
| 84041 | Urban | Q2 |
| 84042 | Urban | Q1 |
| 84043 | Urban | Q1 |
| 84044 | Urban | Q3 |
| 84045 | Urban | Q1 |
| 84046 | Isolated | Q1 |
| 84047 | Urban | Q3 |
| 84049 | Large Rural | Q1 |

Appendix D. List of 5-Digit Zip Codes and Mapping to Urban and Socioeconomic Status Categories

| 5-Digit Zip Code | Rural/Urban Categorization | SES Quartile |
|------------------|----------------------------|--------------|
| 84050 | Urban | Q1 |
| 84051 | Isolated | Q1 |
| 84052 | Small Rural | Q2 |
| 84053 | Small Rural | Q2 |
| 84054 | Urban | Q2 |
| 84055 | Isolated | Q1 |
| 84056 | Urban | Q2 |
| 84057 | Urban | Q3 |
| 84058 | Urban | Q3 |
| 84059 | Urban | Q3 |
| 84060 | Large Rural | Q2 |
| 84061 | Isolated | Q1 |
| 84062 | Urban | Q1 |
| 84063 | Small Rural | Q1 |
| 84064 | Isolated | Q1 |
| 84065 | Urban | Q1 |
| 84066 | Small Rural | Q2 |
| 84067 | Urban | Q2 |
| 84068 | Large Rural | Q2 |
| 84069 | Urban | Q1 |
| 84070 | Urban | Q2 |
| 84071 | Urban | Q1 |
| 84072 | Isolated | Q1 |
| 84073 | Isolated | Q1 |
| 84074 | Urban | Q1 |
| 84075 | Urban | Q1 |
| 84076 | Small Rural | Q1 |
| 84078 | Large Rural | Q2 |
| 84079 | Large Rural | Q2 |
| 84080 | Urban | Q2 |
| 84081 | Urban | Q1 |
| 84082 | Large Rural | Q1 |
| 84083 | Small Rural | Q4 |
| 84084 | Urban | Q2 |
| 84085 | Small Rural | Q2 |
| 84086 | Isolated | Q1 |
| 84087 | Urban | Q1 |
| 84088 | Urban | Q2 |
| 84089 | Urban | Q2 |
| 84090 | Urban | Q1 |
| 84091 | Urban | Q2 |
| 84092 | Urban | Q1 |
| 84093 | Urban | Q1 |
| 84094 | Urban | Q1 |

Appendix D. List of 5-Digit Zip Codes and Mapping to Urban and Socioeconomic Status Categories

| 5-Digit Zip Code | Rural/Urban Categorization | SES Quartile |
|------------------|----------------------------|--------------|
| 84095 | Urban | Q1 |
| 84096 | Urban | Q1 |
| 84097 | Urban | Q1 |
| 84098 | Large Rural | Q1 |
| 84101 | Urban | Q4 |
| 84102 | Urban | Q3 |
| 84103 | Urban | Q2 |
| 84104 | Urban | Q4 |
| 84105 | Urban | Q1 |
| 84106 | Urban | Q2 |
| 84107 | Urban | Q3 |
| 84108 | Urban | Q1 |
| 84109 | Urban | Q1 |
| 84110 | Urban | Q4 |
| 84111 | Urban | Q4 |
| 84112 | Urban | Q4 |
| 84113 | Urban | Q1 |
| 84114 | Urban | Q2 |
| 84115 | Urban | Q4 |
| 84116 | Urban | Q4 |
| 84117 | Urban | Q1 |
| 84118 | Urban | Q2 |
| 84119 | Urban | Q4 |
| 84120 | Urban | Q3 |
| 84121 | Urban | Q1 |
| 84122 | Urban | Q4 |
| 84123 | Urban | Q3 |
| 84124 | Urban | Q1 |
| 84125 | Urban | Q4 |
| 84126 | Urban | Q4 |
| 84127 | Urban | Q4 |
| 84128 | Urban | Q2 |
| 84129 | Urban | Q2 |
| 84130 | Urban | Q4 |
| 84131 | Urban | Q4 |
| 84132 | Urban | Q4 |
| 84133 | Urban | Q4 |
| 84134 | Urban | Q4 |
| 84138 | Urban | Q4 |
| 84139 | Urban | Q4 |
| 84141 | Urban | Q1 |
| 84143 | Urban | Q2 |
| 84144 | Missing | Q2 |
| 84145 | Urban | Q4 |

Appendix D. List of 5-Digit Zip Codes and Mapping to Urban and Socioeconomic Status Categories

| 5-Digit Zip Code | Rural/Urban Categorization | SES Quartile |
|------------------|----------------------------|--------------|
| 84147 | Urban | Q4 |
| 84148 | Urban | Q1 |
| 84150 | Urban | Q2 |
| 84151 | Urban | Q4 |
| 84152 | Urban | Q2 |
| 84157 | Urban | Q3 |
| 84158 | Urban | Q1 |
| 84165 | Urban | Q4 |
| 84170 | Urban | Q3 |
| 84171 | Urban | Q1 |
| 84180 | Urban | Missing |
| 84184 | Urban | Q2 |
| 84190 | Urban | Q4 |
| 84199 | Urban | Q4 |
| 84201 | Urban | Q3 |
| 84244 | Urban | Q3 |
| 84301 | Urban | Q1 |
| 84302 | Urban | Q1 |
| 84304 | Urban | Missing |
| 84305 | Urban | Q1 |
| 84306 | Small Rural | Q1 |
| 84307 | Urban | Q1 |
| 84308 | Urban | Q2 |
| 84309 | Small Rural | Q2 |
| 84310 | Urban | Q1 |
| 84311 | Small Rural | Q1 |
| 84312 | Small Rural | Q1 |
| 84313 | Isolated | Q1 |
| 84314 | Small Rural | Q1 |
| 84315 | Urban | Q1 |
| 84316 | Isolated | Q1 |
| 84317 | Urban | Q1 |
| 84318 | Urban | Q1 |
| 84319 | Urban | Q2 |
| 84320 | Urban | Q1 |
| 84321 | Urban | Q3 |
| 84322 | Urban | Q3 |
| 84323 | Urban | Q3 |
| 84324 | Urban | Q1 |
| 84325 | Urban | Q1 |
| 84326 | Urban | Q1 |
| 84327 | Urban | Q1 |
| 84328 | Urban | Q1 |
| 84329 | Isolated | Q2 |

Appendix D. List of 5-Digit Zip Codes and Mapping to Urban and Socioeconomic Status Categories

| 5-Digit Zip Code | Rural/Urban Categorization | SES Quartile |
|------------------|----------------------------|--------------|
| 84330 | Isolated | Q1 |
| 84331 | Isolated | Q1 |
| 84332 | Urban | Q1 |
| 84333 | Urban | Q1 |
| 84334 | Small Rural | Q1 |
| 84335 | Urban | Q1 |
| 84336 | Isolated | Q3 |
| 84337 | Small Rural | Q2 |
| 84338 | Urban | Q1 |
| 84339 | Urban | Q1 |
| 84340 | Urban | Q1 |
| 84341 | Urban | Q2 |
| 84401 | Urban | Q4 |
| 84402 | Urban | Q4 |
| 84403 | Urban | Q2 |
| 84404 | Urban | Q3 |
| 84405 | Urban | Q2 |
| 84407 | Urban | Q3 |
| 84408 | Urban | Q2 |
| 84409 | Urban | Q2 |
| 84412 | Urban | Q3 |
| 84414 | Urban | Q1 |
| 84415 | Urban | Q2 |
| 84501 | Large Rural | Q3 |
| 84510 | Urban | Q4 |
| 84511 | Small Rural | Q2 |
| 84512 | Small Rural | Q3 |
| 84513 | Small Rural | Q1 |
| 84515 | Small Rural | Missing |
| 84516 | Isolated | Q1 |
| 84518 | Isolated | Q1 |
| 84520 | Large Rural | Q3 |
| 84521 | Isolated | Q1 |
| 84522 | Isolated | Q1 |
| 84523 | Isolated | Q1 |
| 84525 | Isolated | Q3 |
| 84526 | Large Rural | Q2 |
| 84528 | Isolated | Q1 |
| 84529 | Large Rural | Q2 |
| 84530 | Isolated | Q3 |
| 84531 | Isolated | Q3 |
| 84532 | Small Rural | Q3 |
| 84533 | Small Rural | Q2 |
| 84534 | Urban | Q4 |

Appendix D. List of 5-Digit Zip Codes and Mapping to Urban and Socioeconomic Status Categories

| 5-Digit Zip Code | Rural/Urban Categorization | SES Quartile |
|------------------|----------------------------|--------------|
| 84535 | Isolated | Q2 |
| 84536 | Isolated | Q3 |
| 84537 | Small Rural | Q1 |
| 84539 | Large Rural | Q3 |
| 84540 | Small Rural | Q1 |
| 84542 | Large Rural | Q2 |
| 84601 | Urban | Q3 |
| 84602 | Urban | Q2 |
| 84603 | Urban | Q3 |
| 84604 | Urban | Q2 |
| 84605 | Urban | Q3 |
| 84606 | Urban | Q3 |
| 84620 | Isolated | Q1 |
| 84621 | Small Rural | Q1 |
| 84622 | Small Rural | Q2 |
| 84623 | Urban | Q1 |
| 84624 | Small Rural | Q2 |
| 84626 | Urban | Q1 |
| 84627 | Small Rural | Q4 |
| 84628 | Urban | Q1 |
| 84629 | Small Rural | Q1 |
| 84630 | Small Rural | Q1 |
| 84631 | Isolated | Q3 |
| 84632 | Urban | Q1 |
| 84633 | Urban | Q2 |
| 84634 | Small Rural | Q1 |
| 84635 | Small Rural | Q2 |
| 84636 | Isolated | Q1 |
| 84637 | Isolated | Q1 |
| 84638 | Small Rural | Q1 |
| 84639 | Urban | Q1 |
| 84640 | Small Rural | Q1 |
| 84642 | Small Rural | Q1 |
| 84643 | Small Rural | Q1 |
| 84644 | Isolated | Q3 |
| 84645 | Urban | Q2 |
| 84646 | Urban | Q2 |
| 84647 | Small Rural | Q2 |
| 84648 | Urban | Q2 |
| 84649 | Small Rural | Q1 |
| 84651 | Urban | Q2 |
| 84652 | Isolated | Q2 |
| 84653 | Urban | Q1 |
| 84654 | Isolated | Q2 |

Appendix D. List of 5-Digit Zip Codes and Mapping to Urban and Socioeconomic Status Categories

| 5-Digit Zip Code | Rural/Urban Categorization | SES Quartile |
|------------------|----------------------------|--------------|
| 84655 | Urban | Q2 |
| 84656 | Isolated | Q1 |
| 84657 | Small Rural | Q2 |
| 84660 | Urban | Q1 |
| 84662 | Small Rural | Q2 |
| 84663 | Urban | Q1 |
| 84664 | Urban | Q1 |
| 84665 | Small Rural | Q1 |
| 84667 | Urban | Q1 |
| 84701 | Small Rural | Q2 |
| 84710 | Small Rural | Q2 |
| 84711 | Small Rural | Q1 |
| 84712 | Isolated | Q1 |
| 84713 | Small Rural | Q2 |
| 84714 | Large Rural | Q4 |
| 84715 | Isolated | Q1 |
| 84716 | Isolated | Q2 |
| 84718 | Isolated | Q1 |
| 84719 | Large Rural | Q3 |
| 84720 | Large Rural | Q3 |
| 84721 | Large Rural | Q3 |
| 84722 | Urban | Q1 |
| 84723 | Isolated | Q2 |
| 84724 | Isolated | Q2 |
| 84725 | Urban | Q1 |
| 84726 | Isolated | Q2 |
| 84728 | Small Rural | Q1 |
| 84729 | Small Rural | Q2 |
| 84730 | Small Rural | Q1 |
| 84731 | Isolated | Q1 |
| 84732 | Isolated | Q1 |
| 84733 | Urban | Q1 |
| 84734 | Isolated | Q3 |
| 84735 | Isolated | Q1 |
| 84736 | Isolated | Q2 |
| 84737 | Urban | Q2 |
| 84738 | Urban | Q2 |
| 84739 | Isolated | Q2 |
| 84740 | Isolated | Q3 |
| 84741 | Small Rural | Q1 |
| 84742 | Large Rural | Q1 |
| 84743 | Isolated | Q3 |
| 84744 | Small Rural | Q1 |
| 84745 | Urban | Q2 |

Appendix D. List of 5-Digit Zip Codes and Mapping to Urban and Socioeconomic Status Categories

| 5-Digit Zip Code | Rural/Urban Categorization | SES Quartile |
|------------------|----------------------------|--------------|
| 84746 | Urban | Q1 |
| 84747 | Isolated | Q2 |
| 84749 | Isolated | Q1 |
| 84750 | Isolated | Q2 |
| 84751 | Isolated | Q2 |
| 84752 | Isolated | Q1 |
| 84753 | Large Rural | Q1 |
| 84754 | Isolated | Q1 |
| 84755 | Small Rural | Q1 |
| 84756 | Large Rural | Q1 |
| 84757 | Urban | Q2 |
| 84758 | Small Rural | Q1 |
| 84759 | Isolated | Q2 |
| 84760 | Large Rural | Q2 |
| 84761 | Large Rural | Q2 |
| 84762 | Small Rural | Q1 |
| 84763 | Urban | Q1 |
| 84764 | Isolated | Q4 |
| 84765 | Urban | Q1 |
| 84766 | Isolated | Q1 |
| 84767 | Urban | Q2 |
| 84770 | Urban | Q3 |
| 84771 | Urban | Q3 |
| 84772 | Large Rural | Q1 |
| 84773 | Isolated | Q1 |
| 84774 | Urban | Q1 |
| 84775 | Isolated | Q1 |
| 84776 | Isolated | Q1 |
| 84779 | Urban | Q3 |
| 84780 | Urban | Q2 |
| 84781 | Urban | Q1 |
| 84782 | Urban | Q1 |
| 84783 | Urban | Q1 |
| 84784 | Urban | Q4 |
| 84790 | Urban | Q1 |
| 84791 | Urban | Q1 |
| 85001 | Urban | Q4 |
| 85002 | Urban | Q4 |
| 85003 | Urban | Q4 |
| 85004 | Urban | Q4 |
| 85005 | Urban | Q4 |
| 85006 | Urban | Q4 |
| 85007 | Urban | Q4 |
| 85008 | Urban | Q4 |

Appendix D. List of 5-Digit Zip Codes and Mapping to Urban and Socioeconomic Status Categories

| 5-Digit Zip Code | Rural/Urban Categorization | SES Quartile |
|------------------|----------------------------|--------------|
| 85009 | Urban | Q4 |
| 85010 | Urban | Q4 |
| 85011 | Urban | Q3 |
| 85012 | Urban | Q2 |
| 85013 | Urban | Q3 |
| 85014 | Urban | Q4 |
| 85015 | Urban | Q4 |
| 85016 | Urban | Q4 |
| 85017 | Urban | Q4 |
| 85018 | Urban | Q3 |
| 85019 | Urban | Q4 |
| 85020 | Urban | Q3 |
| 85021 | Urban | Q4 |
| 85022 | Urban | Q3 |
| 85023 | Urban | Q3 |
| 85024 | Urban | Q2 |
| 85026 | Urban | Q4 |
| 85027 | Urban | Q3 |
| 85028 | Urban | Q1 |
| 85029 | Urban | Q4 |
| 85030 | Urban | Q4 |
| 85031 | Urban | Q4 |
| 85032 | Urban | Q4 |
| 85033 | Urban | Q4 |
| 85034 | Urban | Q4 |
| 85035 | Urban | Q4 |
| 85036 | Urban | Q4 |
| 85037 | Urban | Q4 |
| 85038 | Urban | Q4 |
| 85039 | Urban | Q4 |
| 85040 | Urban | Q4 |
| 85041 | Urban | Q4 |
| 85042 | Urban | Q4 |
| 85043 | Urban | Q4 |
| 85044 | Urban | Q2 |
| 85045 | Urban | Q1 |
| 85046 | Urban | Q4 |
| 85048 | Urban | Q1 |
| 85050 | Urban | Q1 |
| 85051 | Urban | Q4 |
| 85053 | Urban | Q3 |
| 85054 | Urban | Q1 |
| 85060 | Urban | Q3 |
| 85061 | Urban | Q4 |

Appendix D. List of 5-Digit Zip Codes and Mapping to Urban and Socioeconomic Status Categories

| 5-Digit Zip Code | Rural/Urban Categorization | SES Quartile |
|------------------|----------------------------|--------------|
| 85062 | Urban | Q4 |
| 85063 | Urban | Q4 |
| 85064 | Urban | Q4 |
| 85065 | Urban | Q4 |
| 85066 | Urban | Q4 |
| 85067 | Urban | Q3 |
| 85068 | Urban | Q3 |
| 85069 | Urban | Q4 |
| 85070 | Urban | Q1 |
| 85071 | Urban | Q4 |
| 85072 | Urban | Q4 |
| 85073 | Urban | Q4 |
| 85074 | Urban | Q4 |
| 85075 | Urban | Q4 |
| 85076 | Urban | Q2 |
| 85078 | Urban | Q4 |
| 85079 | Urban | Q4 |
| 85080 | Urban | Q3 |
| 85082 | Urban | Q4 |
| 85083 | Urban | Q1 |
| 85085 | Urban | Q1 |
| 85086 | Urban | Q1 |
| 85087 | Urban | Q1 |
| 85117 | Urban | Q2 |
| 85118 | Urban | Q1 |
| 85119 | Urban | Q2 |
| 85120 | Urban | Q3 |
| 85121 | Urban | Q4 |
| 85122 | Urban | Q3 |
| 85123 | Urban | Q3 |
| 85127 | Urban | Q1 |
| 85128 | Large Rural | Q4 |
| 85130 | Urban | Q3 |
| 85131 | Urban | Q4 |
| 85132 | Large Rural | Q3 |
| 85135 | Isolated | Q4 |
| 85137 | Isolated | Q3 |
| 85138 | Urban | Q1 |
| 85139 | Urban | Q3 |
| 85140 | Urban | Q2 |
| 85141 | Urban | Q3 |
| 85142 | Urban | Q1 |
| 85143 | Urban | Q3 |
| 85145 | Urban | Q2 |

Appendix D. List of 5-Digit Zip Codes and Mapping to Urban and Socioeconomic Status Categories

| 5-Digit Zip Code | Rural/Urban Categorization | SES Quartile |
|------------------|----------------------------|--------------|
| 85147 | Urban | Q4 |
| 85172 | Urban | Q4 |
| 85173 | Urban | Q4 |
| 85178 | Urban | Q2 |
| 85190 | Urban | Q2 |
| 85191 | Large Rural | Q4 |
| 85192 | Urban | Q2 |
| 85193 | Urban | Q4 |
| 85194 | Urban | Q2 |
| 85201 | Urban | Q4 |
| 85202 | Urban | Q4 |
| 85203 | Urban | Q4 |
| 85204 | Urban | Q4 |
| 85205 | Urban | Q2 |
| 85206 | Urban | Q2 |
| 85207 | Urban | Q2 |
| 85208 | Urban | Q2 |
| 85209 | Urban | Q2 |
| 85210 | Urban | Q4 |
| 85211 | Urban | Q4 |
| 85212 | Urban | Q1 |
| 85213 | Urban | Q2 |
| 85214 | Urban | Q2 |
| 85215 | Urban | Q1 |
| 85216 | Urban | Q2 |
| 85224 | Urban | Q2 |
| 85225 | Urban | Q4 |
| 85226 | Urban | Q2 |
| 85233 | Urban | Q1 |
| 85234 | Urban | Q1 |
| 85236 | Urban | Q1 |
| 85244 | Urban | Q4 |
| 85246 | Urban | Q2 |
| 85248 | Urban | Q1 |
| 85249 | Urban | Q1 |
| 85250 | Urban | Q1 |
| 85251 | Urban | Q3 |
| 85252 | Urban | Q3 |
| 85253 | Urban | Q1 |
| 85254 | Urban | Q1 |
| 85255 | Urban | Q1 |
| 85256 | Urban | Q4 |
| 85257 | Urban | Q3 |
| 85258 | Urban | Q1 |

Appendix D. List of 5-Digit Zip Codes and Mapping to Urban and Socioeconomic Status Categories

| 5-Digit Zip Code | Rural/Urban Categorization | SES Quartile |
|------------------|----------------------------|--------------|
| 85259 | Urban | Q1 |
| 85260 | Urban | Q1 |
| 85261 | Urban | Q1 |
| 85262 | Urban | Q1 |
| 85263 | Urban | Q1 |
| 85264 | Urban | Q4 |
| 85266 | Urban | Q1 |
| 85267 | Urban | Q1 |
| 85268 | Urban | Q1 |
| 85269 | Urban | Q1 |
| 85271 | Urban | Q3 |
| 85274 | Urban | Q4 |
| 85275 | Urban | Q2 |
| 85277 | Urban | Q1 |
| 85280 | Urban | Q4 |
| 85281 | Urban | Q4 |
| 85282 | Urban | Q3 |
| 85283 | Urban | Q3 |
| 85284 | Urban | Q1 |
| 85285 | Urban | Q3 |
| 85286 | Urban | Q1 |
| 85287 | Urban | Q4 |
| 85295 | Urban | Q1 |
| 85296 | Urban | Q1 |
| 85297 | Urban | Q1 |
| 85298 | Urban | Q1 |
| 85299 | Urban | Q1 |
| 85301 | Urban | Q4 |
| 85302 | Urban | Q3 |
| 85303 | Urban | Q4 |
| 85304 | Urban | Q2 |
| 85305 | Urban | Q2 |
| 85306 | Urban | Q3 |
| 85307 | Urban | Q3 |
| 85308 | Urban | Q1 |
| 85309 | Urban | Q1 |
| 85310 | Urban | Q1 |
| 85311 | Urban | Q4 |
| 85312 | Urban | Q3 |
| 85318 | Urban | Q1 |
| 85320 | Urban | Q4 |
| 85321 | Small Rural | Q4 |
| 85322 | Urban | Q4 |
| 85323 | Urban | Q4 |

Appendix D. List of 5-Digit Zip Codes and Mapping to Urban and Socioeconomic Status Categories

| 5-Digit Zip Code | Rural/Urban Categorization | SES Quartile |
|------------------|----------------------------|--------------|
| 85324 | Urban | Q2 |
| 85325 | Small Rural | Q1 |
| 85326 | Urban | Q3 |
| 85327 | Urban | Q1 |
| 85328 | Large Rural | Q4 |
| 85329 | Urban | Q4 |
| 85331 | Urban | Q1 |
| 85332 | Isolated | Q1 |
| 85333 | Urban | Q3 |
| 85334 | Large Rural | Q3 |
| 85335 | Urban | Q3 |
| 85336 | Urban | Q3 |
| 85337 | Isolated | Q4 |
| 85338 | Urban | Q2 |
| 85339 | Urban | Q3 |
| 85340 | Urban | Q1 |
| 85341 | Small Rural | Q1 |
| 85342 | Urban | Q1 |
| 85343 | Urban | Q3 |
| 85344 | Small Rural | Q4 |
| 85345 | Urban | Q3 |
| 85346 | Small Rural | Q2 |
| 85347 | Isolated | Q3 |
| 85348 | Isolated | Q2 |
| 85349 | Urban | Q4 |
| 85350 | Urban | Q4 |
| 85351 | Urban | Q1 |
| 85352 | Isolated | Q3 |
| 85353 | Urban | Q4 |
| 85354 | Urban | Q3 |
| 85355 | Urban | Q1 |
| 85356 | Urban | Q2 |
| 85357 | Isolated | Q3 |
| 85358 | Urban | Q2 |
| 85359 | Small Rural | Q2 |
| 85360 | Urban | Q3 |
| 85361 | Urban | Q2 |
| 85362 | Urban | Q1 |
| 85363 | Urban | Q4 |
| 85364 | Urban | Q4 |
| 85365 | Urban | Q2 |
| 85366 | Urban | Q4 |
| 85367 | Urban | Q1 |
| 85369 | Urban | Q4 |

Appendix D. List of 5-Digit Zip Codes and Mapping to Urban and Socioeconomic Status Categories

| 5-Digit Zip Code | Rural/Urban Categorization | SES Quartile |
|------------------|----------------------------|--------------|
| 85371 | Small Rural | Q4 |
| 85372 | Urban | Q1 |
| 85373 | Urban | Q1 |
| 85374 | Urban | Q2 |
| 85375 | Urban | Q1 |
| 85376 | Urban | Q1 |
| 85377 | Urban | Q1 |
| 85378 | Urban | Q2 |
| 85379 | Urban | Q2 |
| 85380 | Urban | Q3 |
| 85381 | Urban | Q2 |
| 85382 | Urban | Q1 |
| 85383 | Urban | Q1 |
| 85385 | Urban | Q2 |
| 85387 | Urban | Q1 |
| 85388 | Urban | Q1 |
| 85390 | Urban | Q2 |
| 85392 | Urban | Q3 |
| 85395 | Urban | Q1 |
| 85396 | Urban | Q1 |
| 85501 | Large Rural | Q3 |
| 85502 | Large Rural | Q3 |
| 85530 | Large Rural | Q4 |
| 85531 | Large Rural | Q1 |
| 85532 | Large Rural | Q4 |
| 85533 | Small Rural | Q3 |
| 85534 | Isolated | Q3 |
| 85535 | Large Rural | Missing |
| 85536 | Large Rural | Q1 |
| 85539 | Large Rural | Q4 |
| 85540 | Small Rural | Q3 |
| 85541 | Large Rural | Q2 |
| 85542 | Large Rural | Q4 |
| 85543 | Large Rural | Q3 |
| 85544 | Urban | Q1 |
| 85545 | Large Rural | Q2 |
| 85546 | Large Rural | Q3 |
| 85547 | Large Rural | Q2 |
| 85548 | Large Rural | Q3 |
| 85550 | Large Rural | Q4 |
| 85551 | Large Rural | Q3 |
| 85552 | Large Rural | Q2 |
| 85553 | Isolated | Q2 |
| 85554 | Large Rural | Q1 |

Appendix D. List of 5-Digit Zip Codes and Mapping to Urban and Socioeconomic Status Categories

| 5-Digit Zip Code | Rural/Urban Categorization | SES Quartile |
|------------------|----------------------------|--------------|
| 85601 | Urban | Q2 |
| 85602 | Urban | Q2 |
| 85603 | Small Rural | Q3 |
| 85605 | Isolated | Q3 |
| 85606 | Isolated | Q2 |
| 85607 | Large Rural | Q4 |
| 85608 | Large Rural | Q1 |
| 85609 | Urban | Q1 |
| 85610 | Isolated | Q2 |
| 85611 | Isolated | Q1 |
| 85613 | Urban | Q2 |
| 85614 | Urban | Q1 |
| 85615 | Urban | Q1 |
| 85616 | Urban | Q2 |
| 85617 | Isolated | Q3 |
| 85618 | Urban | Q4 |
| 85619 | Urban | Q1 |
| 85620 | Small Rural | Q4 |
| 85621 | Large Rural | Q4 |
| 85622 | Urban | Q1 |
| 85623 | Urban | Q2 |
| 85624 | Isolated | Q2 |
| 85625 | Isolated | Q2 |
| 85626 | Large Rural | Q4 |
| 85627 | Urban | Q1 |
| 85628 | Large Rural | Q4 |
| 85629 | Urban | Q1 |
| 85630 | Urban | Q1 |
| 85631 | Urban | Q3 |
| 85632 | Isolated | Q1 |
| 85633 | Urban | Q2 |
| 85634 | Isolated | Q4 |
| 85635 | Urban | Q3 |
| 85636 | Urban | Q3 |
| 85637 | Isolated | Q1 |
| 85638 | Isolated | Q2 |
| 85639 | Isolated | Q4 |
| 85640 | Isolated | Q3 |
| 85641 | Urban | Q1 |
| 85643 | Small Rural | Q3 |
| 85644 | Small Rural | Q3 |
| 85645 | Urban | Q2 |
| 85646 | Isolated | Q1 |
| 85648 | Large Rural | Q3 |

Appendix D. List of 5-Digit Zip Codes and Mapping to Urban and Socioeconomic Status Categories

| 5-Digit Zip Code | Rural/Urban Categorization | SES Quartile |
|------------------|----------------------------|--------------|
| 85650 | Urban | Q1 |
| 85652 | Urban | Q1 |
| 85653 | Urban | Q2 |
| 85654 | Urban | Q4 |
| 85655 | Large Rural | Q4 |
| 85658 | Urban | Q1 |
| 85670 | Urban | Q3 |
| 85671 | Urban | Q3 |
| 85701 | Urban | Q4 |
| 85702 | Urban | Q4 |
| 85703 | Urban | Q4 |
| 85704 | Urban | Q2 |
| 85705 | Urban | Q4 |
| 85706 | Urban | Q4 |
| 85707 | Urban | Q1 |
| 85708 | Urban | Q1 |
| 85709 | Urban | Q3 |
| 85710 | Urban | Q3 |
| 85711 | Urban | Q4 |
| 85712 | Urban | Q4 |
| 85713 | Urban | Q4 |
| 85714 | Urban | Q4 |
| 85715 | Urban | Q2 |
| 85716 | Urban | Q4 |
| 85717 | Urban | Q4 |
| 85718 | Urban | Q1 |
| 85719 | Urban | Q4 |
| 85720 | Urban | Q4 |
| 85721 | Urban | Q4 |
| 85722 | Urban | Q4 |
| 85723 | Urban | Missing |
| 85724 | Urban | Missing |
| 85725 | Urban | Q4 |
| 85726 | Urban | Missing |
| 85728 | Urban | Q1 |
| 85730 | Urban | Q3 |
| 85731 | Urban | Q3 |
| 85732 | Urban | Q4 |
| 85733 | Urban | Q4 |
| 85734 | Urban | Q3 |
| 85735 | Urban | Q2 |
| 85736 | Urban | Q3 |
| 85737 | Urban | Q1 |
| 85738 | Urban | Q1 |

Appendix D. List of 5-Digit Zip Codes and Mapping to Urban and Socioeconomic Status Categories

| 5-Digit Zip Code | Rural/Urban Categorization | SES Quartile |
|------------------|----------------------------|--------------|
| 85739 | Urban | Q1 |
| 85740 | Urban | Q2 |
| 85741 | Urban | Q3 |
| 85742 | Urban | Q1 |
| 85743 | Urban | Q1 |
| 85744 | Urban | Q1 |
| 85745 | Urban | Q3 |
| 85746 | Urban | Q4 |
| 85747 | Urban | Q1 |
| 85748 | Urban | Q1 |
| 85749 | Urban | Q1 |
| 85750 | Urban | Q1 |
| 85751 | Urban | Q2 |
| 85752 | Urban | Q3 |
| 85754 | Urban | Q3 |
| 85755 | Urban | Q1 |
| 85756 | Urban | Q3 |
| 85757 | Urban | Q3 |
| 85775 | Urban | Q4 |
| 85901 | Large Rural | Q3 |
| 85902 | Large Rural | Q3 |
| 85911 | Small Rural | Q4 |
| 85912 | Small Rural | Q1 |
| 85920 | Small Rural | Q1 |
| 85922 | Small Rural | Q2 |
| 85923 | Large Rural | Q3 |
| 85924 | Isolated | Q3 |
| 85925 | Small Rural | Q2 |
| 85926 | Isolated | Q3 |
| 85927 | Small Rural | Q1 |
| 85928 | Isolated | Q3 |
| 85929 | Large Rural | Q2 |
| 85930 | Small Rural | Q4 |
| 85931 | Urban | Q1 |
| 85932 | Small Rural | Q2 |
| 85933 | Large Rural | Q2 |
| 85934 | Large Rural | Q2 |
| 85935 | Large Rural | Q2 |
| 85936 | Small Rural | Q3 |
| 85937 | Small Rural | Q2 |
| 85938 | Small Rural | Q4 |
| 85939 | Small Rural | Q3 |
| 85940 | Small Rural | Q2 |
| 85941 | Urban | Q4 |

Appendix D. List of 5-Digit Zip Codes and Mapping to Urban and Socioeconomic Status Categories

| 5-Digit Zip Code | Rural/Urban Categorization | SES Quartile |
|------------------|----------------------------|--------------|
| 85942 | Small Rural | Q1 |
| 86001 | Urban | Q3 |
| 86002 | Urban | Q3 |
| 86003 | Urban | Q1 |
| 86004 | Urban | Q3 |
| 86005 | Urban | Q3 |
| 86011 | Urban | Q3 |
| 86015 | Urban | Q2 |
| 86016 | Urban | Q4 |
| 86017 | Urban | Q1 |
| 86018 | Urban | Q1 |
| 86020 | Isolated | Q4 |
| 86021 | Large Rural | Q4 |
| 86022 | Isolated | Q3 |
| 86023 | Urban | Q3 |
| 86024 | Urban | Q1 |
| 86025 | Small Rural | Q3 |
| 86028 | Isolated | Missing |
| 86029 | Small Rural | Q2 |
| 86030 | Isolated | Q3 |
| 86031 | Urban | Q4 |
| 86032 | Small Rural | Q4 |
| 86033 | Small Rural | Q4 |
| 86034 | Isolated | Q4 |
| 86035 | Urban | Q4 |
| 86036 | Isolated | Q2 |
| 86038 | Urban | Q1 |
| 86039 | Isolated | Q4 |
| 86040 | Small Rural | Q3 |
| 86042 | Isolated | Q4 |
| 86043 | Isolated | Q4 |
| 86044 | Small Rural | Q4 |
| 86045 | Small Rural | Q4 |
| 86046 | Small Rural | Q2 |
| 86047 | Small Rural | Q4 |
| 86052 | Isolated | Q1 |
| 86053 | Small Rural | Q4 |
| 86054 | Small Rural | Q4 |
| 86301 | Urban | Q2 |
| 86302 | Urban | Q2 |
| 86303 | Urban | Q2 |
| 86304 | Urban | Q2 |
| 86305 | Urban | Q2 |
| 86312 | Urban | Q3 |

Appendix D. List of 5-Digit Zip Codes and Mapping to Urban and Socioeconomic Status Categories

| 5-Digit Zip Code | Rural/Urban Categorization | SES Quartile |
|------------------|----------------------------|--------------|
| 86313 | Urban | Q2 |
| 86314 | Urban | Q3 |
| 86315 | Urban | Q1 |
| 86320 | Isolated | Q4 |
| 86321 | Isolated | Q2 |
| 86322 | Small Rural | Q3 |
| 86323 | Urban | Q2 |
| 86324 | Urban | Q1 |
| 86325 | Large Rural | Q1 |
| 86326 | Large Rural | Q3 |
| 86327 | Urban | Q1 |
| 86329 | Isolated | Q1 |
| 86331 | Urban | Q1 |
| 86332 | Isolated | Q2 |
| 86333 | Isolated | Q3 |
| 86334 | Urban | Q3 |
| 86335 | Small Rural | Q2 |
| 86336 | Small Rural | Q1 |
| 86337 | Isolated | Q3 |
| 86338 | Urban | Q1 |
| 86339 | Small Rural | Q1 |
| 86340 | Small Rural | Q1 |
| 86341 | Small Rural | Q1 |
| 86342 | Small Rural | Q2 |
| 86343 | Urban | Q1 |
| 86351 | Small Rural | Q1 |
| 86401 | Large Rural | Q3 |
| 86402 | Large Rural | Q3 |
| 86403 | Urban | Q3 |
| 86404 | Urban | Q2 |
| 86405 | Urban | Q3 |
| 86406 | Urban | Q2 |
| 86409 | Large Rural | Q4 |
| 86411 | Large Rural | Q1 |
| 86412 | Large Rural | Q4 |
| 86413 | Large Rural | Q3 |
| 86426 | Large Rural | Q2 |
| 86427 | Large Rural | Q2 |
| 86429 | Large Rural | Q4 |
| 86430 | Large Rural | Q4 |
| 86431 | Large Rural | Q3 |
| 86432 | Large Rural | Q3 |
| 86433 | Large Rural | Q3 |
| 86434 | Isolated | Q4 |

Appendix D. List of 5-Digit Zip Codes and Mapping to Urban and Socioeconomic Status Categories

| 5-Digit Zip Code | Rural/Urban Categorization | SES Quartile |
|------------------|----------------------------|--------------|
| 86435 | Urban | Q4 |
| 86436 | Large Rural | Q2 |
| 86437 | Large Rural | Q3 |
| 86438 | Large Rural | Q3 |
| 86439 | Large Rural | Q4 |
| 86440 | Small Rural | Q3 |
| 86441 | Isolated | Q3 |
| 86442 | Large Rural | Q4 |
| 86443 | Isolated | Missing |
| 86444 | Isolated | Q2 |
| 86445 | Isolated | Q2 |
| 86446 | Small Rural | Q3 |
| 86502 | Isolated | Q4 |
| 86503 | Small Rural | Q4 |
| 86504 | Large Rural | Q4 |
| 86505 | Isolated | Q4 |
| 86506 | Isolated | Q4 |
| 86507 | Isolated | Q4 |
| 86508 | Isolated | Q4 |
| 86510 | Small Rural | Q4 |
| 86511 | Small Rural | Q4 |
| 86512 | Isolated | Q4 |
| 86514 | Urban | Q4 |
| 86515 | Small Rural | Q4 |
| 86520 | Urban | Q4 |
| 86535 | Urban | Q4 |
| 86538 | Isolated | Q4 |
| 86540 | Isolated | Q4 |
| 86544 | Urban | Q4 |
| 86545 | Urban | Q4 |
| 86547 | Isolated | Q4 |
| 86556 | Isolated | Q4 |
| 87001 | Urban | Q4 |
| 87002 | Urban | Q3 |
| 87004 | Urban | Q3 |
| 87005 | Large Rural | Q2 |
| 87006 | Urban | Q1 |
| 87007 | Urban | Q3 |
| 87008 | Urban | Q1 |
| 87009 | Isolated | Q1 |
| 87010 | Urban | Q1 |
| 87011 | Urban | Q1 |
| 87012 | Isolated | Q2 |
| 87013 | Urban | Q4 |

Appendix D. List of 5-Digit Zip Codes and Mapping to Urban and Socioeconomic Status Categories

| 5-Digit Zip Code | Rural/Urban Categorization | SES Quartile |
|------------------|----------------------------|--------------|
| 87014 | Urban | Q2 |
| 87015 | Urban | Q1 |
| 87016 | Urban | Q3 |
| 87017 | Small Rural | Q3 |
| 87018 | Isolated | Q4 |
| 87020 | Large Rural | Q4 |
| 87021 | Large Rural | Q4 |
| 87022 | Urban | Q4 |
| 87023 | Urban | Q1 |
| 87024 | Urban | Q3 |
| 87025 | Urban | Q1 |
| 87026 | Urban | Q4 |
| 87027 | Isolated | Q2 |
| 87028 | Urban | Q1 |
| 87029 | Isolated | Q2 |
| 87031 | Urban | Q3 |
| 87032 | Urban | Q1 |
| 87034 | Urban | Q3 |
| 87035 | Urban | Q3 |
| 87036 | Urban | Q2 |
| 87037 | Urban | Q4 |
| 87038 | Urban | Q3 |
| 87040 | Urban | Q2 |
| 87041 | Urban | Q3 |
| 87042 | Urban | Q2 |
| 87043 | Urban | Q1 |
| 87044 | Urban | Q2 |
| 87045 | Isolated | Q4 |
| 87046 | Isolated | Q1 |
| 87047 | Urban | Q1 |
| 87048 | Urban | Q1 |
| 87049 | Large Rural | Q4 |
| 87051 | Large Rural | Q1 |
| 87052 | Small Rural | Q4 |
| 87053 | Urban | Q4 |
| 87056 | Urban | Q1 |
| 87059 | Urban | Q1 |
| 87060 | Urban | Q3 |
| 87061 | Urban | Q1 |
| 87062 | Urban | Q2 |
| 87063 | Urban | Q3 |
| 87064 | Isolated | Q3 |
| 87068 | Urban | Q2 |
| 87070 | Urban | Q2 |

Appendix D. List of 5-Digit Zip Codes and Mapping to Urban and Socioeconomic Status Categories

| 5-Digit Zip Code | Rural/Urban Categorization | SES Quartile |
|------------------|----------------------------|--------------|
| 87072 | Urban | Q3 |
| 87083 | Urban | Q1 |
| 87101 | Urban | Q4 |
| 87102 | Urban | Q4 |
| 87103 | Urban | Q4 |
| 87104 | Urban | Q3 |
| 87105 | Urban | Q4 |
| 87106 | Urban | Q4 |
| 87107 | Urban | Q3 |
| 87108 | Urban | Q4 |
| 87109 | Urban | Q3 |
| 87110 | Urban | Q2 |
| 87111 | Urban | Q2 |
| 87112 | Urban | Q3 |
| 87113 | Urban | Q2 |
| 87114 | Urban | Q2 |
| 87115 | Urban | Q4 |
| 87116 | Urban | Q2 |
| 87117 | Urban | Q1 |
| 87119 | Urban | Q4 |
| 87120 | Urban | Q2 |
| 87121 | Urban | Q4 |
| 87122 | Urban | Q1 |
| 87123 | Urban | Q4 |
| 87124 | Urban | Q2 |
| 87125 | Urban | Q4 |
| 87131 | Urban | Q4 |
| 87144 | Urban | Q2 |
| 87151 | Urban | Q4 |
| 87153 | Urban | Q3 |
| 87154 | Urban | Q2 |
| 87158 | Urban | Q3 |
| 87174 | Urban | Q2 |
| 87176 | Urban | Q2 |
| 87181 | Urban | Q3 |
| 87184 | Urban | Q2 |
| 87185 | Urban | Q2 |
| 87187 | Urban | Q2 |
| 87190 | Urban | Q2 |
| 87191 | Urban | Q2 |
| 87192 | Urban | Q3 |
| 87193 | Urban | Q2 |
| 87194 | Urban | Q3 |
| 87195 | Urban | Q4 |

Appendix D. List of 5-Digit Zip Codes and Mapping to Urban and Socioeconomic Status Categories

| 5-Digit Zip Code | Rural/Urban Categorization | SES Quartile |
|------------------|----------------------------|--------------|
| 87196 | Urban | Q4 |
| 87197 | Urban | Q3 |
| 87198 | Urban | Q4 |
| 87199 | Urban | Q3 |
| 87301 | Large Rural | Q4 |
| 87302 | Large Rural | Q4 |
| 87305 | Large Rural | Q3 |
| 87310 | Isolated | Q4 |
| 87311 | Isolated | Q4 |
| 87312 | Isolated | Q4 |
| 87313 | Isolated | Q4 |
| 87315 | Large Rural | Q1 |
| 87316 | Large Rural | Q4 |
| 87317 | Large Rural | Q3 |
| 87319 | Large Rural | Q4 |
| 87320 | Isolated | Q3 |
| 87321 | Large Rural | Q4 |
| 87322 | Large Rural | Q3 |
| 87323 | Isolated | Q4 |
| 87325 | Isolated | Q4 |
| 87326 | Large Rural | Q4 |
| 87327 | Small Rural | Q4 |
| 87328 | Isolated | Q4 |
| 87347 | Large Rural | Q2 |
| 87357 | Isolated | Q4 |
| 87364 | Urban | Q4 |
| 87365 | Isolated | Q4 |
| 87375 | Large Rural | Q4 |
| 87401 | Urban | Q3 |
| 87402 | Urban | Q1 |
| 87410 | Urban | Q2 |
| 87412 | Urban | Q3 |
| 87413 | Urban | Q3 |
| 87415 | Urban | Q1 |
| 87416 | Urban | Q4 |
| 87417 | Urban | Q2 |
| 87418 | Urban | Q2 |
| 87419 | Urban | Q2 |
| 87420 | Urban | Q4 |
| 87421 | Urban | Q3 |
| 87455 | Urban | Q4 |
| 87461 | Urban | Q4 |
| 87499 | Urban | Q4 |
| 87501 | Urban | Q2 |

Appendix D. List of 5-Digit Zip Codes and Mapping to Urban and Socioeconomic Status Categories

| 5-Digit Zip Code | Rural/Urban Categorization | SES Quartile |
|------------------|----------------------------|--------------|
| 87502 | Urban | Q3 |
| 87503 | Urban | Q2 |
| 87504 | Urban | Q2 |
| 87505 | Urban | Q3 |
| 87506 | Urban | Q2 |
| 87507 | Urban | Q4 |
| 87508 | Urban | Q1 |
| 87509 | Urban | Q3 |
| 87510 | Small Rural | Q1 |
| 87511 | Urban | Q3 |
| 87512 | Isolated | Q2 |
| 87513 | Isolated | Q1 |
| 87514 | Isolated | Q2 |
| 87515 | Isolated | Q1 |
| 87516 | Small Rural | Q2 |
| 87517 | Isolated | Q2 |
| 87518 | Isolated | Q1 |
| 87519 | Isolated | Q4 |
| 87520 | Isolated | Q2 |
| 87521 | Large Rural | Q2 |
| 87522 | Urban | Q3 |
| 87523 | Urban | Q3 |
| 87524 | Isolated | Q2 |
| 87525 | Isolated | Q2 |
| 87527 | Urban | Q4 |
| 87528 | Urban | Q4 |
| 87529 | Large Rural | Q3 |
| 87530 | Small Rural | Q2 |
| 87531 | Urban | Q3 |
| 87532 | Urban | Q3 |
| 87533 | Urban | Q3 |
| 87535 | Urban | Q2 |
| 87537 | Urban | Q4 |
| 87538 | Urban | Q1 |
| 87539 | Small Rural | Q2 |
| 87540 | Urban | Q1 |
| 87543 | Large Rural | Q1 |
| 87544 | Small Rural | Q1 |
| 87545 | Small Rural | Q1 |
| 87547 | Small Rural | Q1 |
| 87548 | Small Rural | Q1 |
| 87549 | Isolated | Q1 |
| 87551 | Urban | Q1 |
| 87552 | Urban | Q3 |

Appendix D. List of 5-Digit Zip Codes and Mapping to Urban and Socioeconomic Status Categories

| 5-Digit Zip Code | Rural/Urban Categorization | SES Quartile |
|------------------|----------------------------|--------------|
| 87553 | Isolated | Q3 |
| 87554 | Small Rural | Q3 |
| 87556 | Isolated | Q3 |
| 87557 | Large Rural | Q3 |
| 87558 | Isolated | Q2 |
| 87560 | Urban | Q3 |
| 87562 | Urban | Q2 |
| 87564 | Isolated | Q2 |
| 87565 | Urban | Q2 |
| 87566 | Urban | Q4 |
| 87567 | Urban | Q3 |
| 87569 | Urban | Q2 |
| 87571 | Large Rural | Q3 |
| 87573 | Urban | Q1 |
| 87574 | Urban | Q2 |
| 87575 | Isolated | Q1 |
| 87576 | Large Rural | Q2 |
| 87577 | Isolated | Q2 |
| 87578 | Urban | Q1 |
| 87579 | Isolated | Q3 |
| 87580 | Isolated | Q3 |
| 87581 | Small Rural | Missing |
| 87582 | Urban | Q1 |
| 87583 | Urban | Q3 |
| 87592 | Urban | Q4 |
| 87594 | Urban | Q2 |
| 87654 | Small Rural | Q3 |
| 87701 | Large Rural | Q4 |
| 87710 | Isolated | Q2 |
| 87711 | Small Rural | Q2 |
| 87712 | Isolated | Q2 |
| 87713 | Isolated | Q1 |
| 87714 | Isolated | Q2 |
| 87715 | Isolated | Q1 |
| 87718 | Isolated | Q1 |
| 87722 | Isolated | Q1 |
| 87723 | Isolated | Q3 |
| 87724 | Small Rural | Missing |
| 87728 | Isolated | Q3 |
| 87729 | Isolated | Q2 |
| 87730 | Small Rural | Q1 |
| 87731 | Large Rural | Q1 |
| 87732 | Isolated | Q1 |
| 87733 | Small Rural | Q1 |

Appendix D. List of 5-Digit Zip Codes and Mapping to Urban and Socioeconomic Status Categories

| 5-Digit Zip Code | Rural/Urban Categorization | SES Quartile |
|------------------|----------------------------|--------------|
| 87734 | Isolated | Q3 |
| 87735 | Isolated | Q1 |
| 87736 | Isolated | Q2 |
| 87740 | Small Rural | Q3 |
| 87742 | Large Rural | Q1 |
| 87743 | Small Rural | Q2 |
| 87745 | Large Rural | Q1 |
| 87746 | Small Rural | Q1 |
| 87747 | Isolated | Q2 |
| 87749 | Isolated | Q1 |
| 87750 | Isolated | Missing |
| 87752 | Isolated | Q3 |
| 87753 | Isolated | Q2 |
| 87801 | Small Rural | Q4 |
| 87820 | Isolated | Q1 |
| 87821 | Isolated | Q1 |
| 87823 | Urban | Q2 |
| 87824 | Isolated | Q1 |
| 87825 | Isolated | Q3 |
| 87827 | Isolated | Q1 |
| 87828 | Urban | Q3 |
| 87829 | Isolated | Q1 |
| 87830 | Isolated | Q2 |
| 87831 | Urban | Q1 |
| 87832 | Urban | Q1 |
| 87901 | Small Rural | Q3 |
| 87930 | Urban | Q3 |
| 87931 | Urban | Q1 |
| 87933 | Small Rural | Missing |
| 87935 | Small Rural | Q1 |
| 87936 | Isolated | Q2 |
| 87937 | Isolated | Q4 |
| 87939 | Urban | Q1 |
| 87940 | Isolated | Q2 |
| 87941 | Isolated | Q3 |
| 87942 | Small Rural | Q1 |
| 87943 | Urban | Q1 |
| 88001 | Urban | Q4 |
| 88002 | Isolated | Q2 |
| 88003 | Urban | Q1 |
| 88004 | Urban | Q1 |
| 88005 | Urban | Q3 |
| 88006 | Urban | Q4 |
| 88007 | Urban | Q3 |

Appendix D. List of 5-Digit Zip Codes and Mapping to Urban and Socioeconomic Status Categories

| 5-Digit Zip Code | Rural/Urban Categorization | SES Quartile |
|------------------|----------------------------|--------------|
| 88008 | Urban | Q4 |
| 88009 | Isolated | Q3 |
| 88011 | Urban | Q2 |
| 88012 | Urban | Q3 |
| 88013 | Urban | Q2 |
| 88020 | Isolated | Q2 |
| 88021 | Urban | Q4 |
| 88022 | Large Rural | Q3 |
| 88023 | Large Rural | Q4 |
| 88024 | Urban | Q3 |
| 88025 | Large Rural | Q3 |
| 88026 | Large Rural | Q4 |
| 88027 | Urban | Q3 |
| 88028 | Large Rural | Q1 |
| 88029 | Large Rural | Q3 |
| 88030 | Large Rural | Q4 |
| 88031 | Large Rural | Q4 |
| 88032 | Urban | Q1 |
| 88033 | Urban | Q1 |
| 88034 | Large Rural | Q1 |
| 88036 | Large Rural | Q3 |
| 88038 | Isolated | Q1 |
| 88039 | Isolated | Q1 |
| 88040 | Large Rural | Q2 |
| 88041 | Isolated | Q2 |
| 88042 | Urban | Q2 |
| 88043 | Large Rural | Q3 |
| 88044 | Urban | Q4 |
| 88045 | Isolated | Q4 |
| 88046 | Urban | Q4 |
| 88047 | Urban | Q3 |
| 88048 | Urban | Q4 |
| 88049 | Isolated | Q1 |
| 88051 | Large Rural | Q1 |
| 88052 | Urban | Q3 |
| 88053 | Isolated | Q2 |
| 88054 | Isolated | Q4 |
| 88055 | Large Rural | Q1 |
| 88056 | Isolated | Q1 |
| 88058 | Urban | Q4 |
| 88061 | Large Rural | Q3 |
| 88062 | Large Rural | Q3 |
| 88063 | Urban | Q4 |
| 88065 | Large Rural | Q2 |

Appendix D. List of 5-Digit Zip Codes and Mapping to Urban and Socioeconomic Status Categories

| 5-Digit Zip Code | Rural/Urban Categorization | SES Quartile |
|------------------|----------------------------|--------------|
| 88072 | Urban | Q3 |
| 88081 | Urban | Q4 |
| 88101 | Large Rural | Q4 |
| 88102 | Large Rural | Q4 |
| 88103 | Large Rural | Q1 |
| 88112 | Large Rural | Q2 |
| 88113 | Isolated | Q1 |
| 88114 | Isolated | Q2 |
| 88115 | Isolated | Q2 |
| 88116 | Large Rural | Q2 |
| 88118 | Large Rural | Q2 |
| 88119 | Isolated | Q3 |
| 88120 | Large Rural | Q2 |
| 88121 | Isolated | Q1 |
| 88122 | Large Rural | Q2 |
| 88123 | Isolated | Q3 |
| 88124 | Large Rural | Q2 |
| 88125 | Isolated | Q1 |
| 88126 | Isolated | Q2 |
| 88130 | Large Rural | Q4 |
| 88132 | Isolated | Q3 |
| 88133 | Large Rural | Q4 |
| 88134 | Isolated | Q2 |
| 88135 | Large Rural | Q3 |
| 88136 | Isolated | Q3 |
| 88201 | Large Rural | Q3 |
| 88202 | Large Rural | Q3 |
| 88203 | Large Rural | Q4 |
| 88210 | Large Rural | Q3 |
| 88211 | Large Rural | Q3 |
| 88213 | Isolated | Q3 |
| 88220 | Large Rural | Q3 |
| 88221 | Large Rural | Q3 |
| 88230 | Isolated | Q3 |
| 88231 | Small Rural | Q3 |
| 88232 | Isolated | Q3 |
| 88240 | Large Rural | Q3 |
| 88241 | Large Rural | Q3 |
| 88242 | Large Rural | Q1 |
| 88244 | Large Rural | Q3 |
| 88250 | Large Rural | Q2 |
| 88252 | Isolated | Q2 |
| 88253 | Isolated | Q2 |
| 88254 | Large Rural | Q1 |

Appendix D. List of 5-Digit Zip Codes and Mapping to Urban and Socioeconomic Status Categories

| 5-Digit Zip Code | Rural/Urban Categorization | SES Quartile |
|------------------|----------------------------|--------------|
| 88255 | Large Rural | Q2 |
| 88256 | Large Rural | Q3 |
| 88260 | Large Rural | Q3 |
| 88262 | Isolated | Q1 |
| 88263 | Large Rural | Q2 |
| 88264 | Isolated | Q3 |
| 88265 | Large Rural | Q3 |
| 88267 | Isolated | Q3 |
| 88268 | Large Rural | Q1 |
| 88301 | Isolated | Q3 |
| 88310 | Large Rural | Q3 |
| 88311 | Large Rural | Q2 |
| 88312 | Small Rural | Q1 |
| 88314 | Large Rural | Q3 |
| 88316 | Small Rural | Q3 |
| 88317 | Large Rural | Q2 |
| 88318 | Isolated | Q1 |
| 88321 | Urban | Q1 |
| 88323 | Small Rural | Missing |
| 88324 | Small Rural | Q2 |
| 88325 | Large Rural | Q1 |
| 88330 | Small Rural | Q2 |
| 88336 | Small Rural | Q3 |
| 88337 | Large Rural | Q1 |
| 88338 | Small Rural | Q1 |
| 88339 | Large Rural | Q2 |
| 88340 | Isolated | Q4 |
| 88341 | Small Rural | Q1 |
| 88342 | Small Rural | Q1 |
| 88343 | Small Rural | Q2 |
| 88344 | Large Rural | Q3 |
| 88345 | Small Rural | Q2 |
| 88346 | Small Rural | Q4 |
| 88347 | Urban | Q2 |
| 88348 | Small Rural | Q3 |
| 88349 | Urban | Q1 |
| 88350 | Urban | Q3 |
| 88351 | Small Rural | Q2 |
| 88352 | Large Rural | Q3 |
| 88353 | Small Rural | Q3 |
| 88354 | Urban | Q1 |
| 88355 | Small Rural | Missing |
| 88401 | Small Rural | Q3 |
| 88410 | Isolated | Q1 |

Appendix D. List of 5-Digit Zip Codes and Mapping to Urban and Socioeconomic Status Categories

| 5-Digit Zip Code | Rural/Urban Categorization | SES Quartile |
|------------------|----------------------------|--------------|
| 88411 | Isolated | Q1 |
| 88414 | Isolated | Q1 |
| 88415 | Isolated | Q3 |
| 88416 | Large Rural | Q1 |
| 88417 | Small Rural | Q1 |
| 88418 | Isolated | Q2 |
| 88419 | Isolated | Q1 |
| 88421 | Large Rural | Q1 |
| 88422 | Isolated | Q1 |
| 88424 | Isolated | Q1 |
| 88426 | Isolated | Q1 |
| 88427 | Isolated | Q2 |
| 88430 | Isolated | Q1 |
| 88431 | Small Rural | Missing |
| 88433 | Small Rural | Q3 |
| 88434 | Isolated | Q2 |
| 88435 | Small Rural | Q3 |
| 88436 | Isolated | Q2 |
| 88439 | Small Rural | Q1 |
| 88510 | Urban | Q3 |
| 88511 | Urban | Q3 |
| 88512 | Urban | Q3 |
| 88513 | Urban | Q3 |
| 88514 | Urban | Q3 |
| 88515 | Urban | Q3 |
| 88517 | Urban | Q3 |
| 88518 | Urban | Q3 |
| 88519 | Urban | Q3 |
| 88520 | Urban | Q3 |
| 88521 | Urban | Q3 |
| 88523 | Urban | Q3 |
| 88524 | Urban | Q3 |
| 88525 | Urban | Q3 |
| 88526 | Urban | Q3 |
| 88527 | Urban | Q3 |
| 88528 | Urban | Q3 |
| 88529 | Urban | Q3 |
| 88530 | Urban | Q3 |
| 88531 | Urban | Q3 |
| 88532 | Urban | Q3 |
| 88533 | Urban | Q3 |
| 88534 | Urban | Q3 |
| 88535 | Urban | Q3 |
| 88536 | Urban | Q3 |

Appendix D. List of 5-Digit Zip Codes and Mapping to Urban and Socioeconomic Status Categories

| 5-Digit Zip Code | Rural/Urban Categorization | SES Quartile |
|------------------|----------------------------|--------------|
| 88538 | Urban | Q3 |
| 88539 | Urban | Q3 |
| 88540 | Urban | Q3 |
| 88541 | Urban | Q3 |
| 88542 | Urban | Q3 |
| 88543 | Urban | Q3 |
| 88544 | Urban | Q3 |
| 88545 | Urban | Q3 |
| 88546 | Urban | Q3 |
| 88547 | Urban | Q3 |
| 88548 | Urban | Q3 |
| 88549 | Urban | Q3 |
| 88550 | Urban | Q3 |
| 88553 | Urban | Q3 |
| 88554 | Urban | Q3 |
| 88555 | Urban | Q3 |
| 88556 | Urban | Q3 |
| 88557 | Urban | Q3 |
| 88558 | Urban | Q3 |
| 88559 | Urban | Q3 |
| 88560 | Urban | Q3 |
| 88561 | Urban | Q3 |
| 88562 | Urban | Q3 |
| 88563 | Urban | Q3 |
| 88565 | Urban | Q3 |
| 88566 | Urban | Q3 |
| 88567 | Urban | Q3 |
| 88568 | Urban | Q3 |
| 88569 | Urban | Q3 |
| 88570 | Urban | Q3 |
| 88571 | Urban | Q3 |
| 88572 | Urban | Q3 |
| 88573 | Urban | Q3 |
| 88574 | Urban | Q3 |
| 88575 | Urban | Q3 |
| 88576 | Urban | Q3 |
| 88577 | Urban | Q3 |
| 88578 | Urban | Q3 |
| 88579 | Urban | Q3 |
| 88580 | Urban | Q3 |
| 88581 | Urban | Q3 |
| 88582 | Urban | Q3 |
| 88583 | Urban | Q3 |
| 88584 | Urban | Q3 |

Appendix D. List of 5-Digit Zip Codes and Mapping to Urban and Socioeconomic Status Categories

| 5-Digit Zip Code | Rural/Urban Categorization | SES Quartile |
|------------------|----------------------------|--------------|
| 88585 | Urban | Q3 |
| 88586 | Urban | Q3 |
| 88587 | Urban | Q3 |
| 88588 | Urban | Q3 |
| 88589 | Urban | Q3 |
| 88590 | Urban | Q3 |
| 88595 | Urban | Q4 |
| 88901 | Urban | Q3 |
| 88905 | Urban | Q3 |
| 89001 | Urban | Q2 |
| 89002 | Urban | Q2 |
| 89003 | Isolated | Q2 |
| 89004 | Urban | Q1 |
| 89005 | Urban | Q2 |
| 89006 | Urban | Q2 |
| 89007 | Large Rural | Q2 |
| 89008 | Urban | Q2 |
| 89009 | Urban | Q3 |
| 89010 | Isolated | Q3 |
| 89011 | Urban | Q2 |
| 89012 | Urban | Q1 |
| 89013 | Isolated | Q3 |
| 89014 | Urban | Q3 |
| 89015 | Urban | Q3 |
| 89016 | Urban | Q3 |
| 89017 | Urban | Q1 |
| 89018 | Urban | Q4 |
| 89019 | Urban | Q2 |
| 89020 | Isolated | Q3 |
| 89021 | Urban | Q1 |
| 89022 | Large Rural | Q1 |
| 89023 | Urban | Q3 |
| 89024 | Large Rural | Q3 |
| 89025 | Urban | Q3 |
| 89026 | Isolated | Missing |
| 89027 | Large Rural | Q3 |
| 89028 | Large Rural | Q4 |
| 89029 | Large Rural | Q4 |
| 89030 | Urban | Q4 |
| 89031 | Urban | Q3 |
| 89032 | Urban | Q3 |
| 89033 | Urban | Q3 |
| 89034 | Large Rural | Q3 |
| 89036 | Urban | Q4 |

Appendix D. List of 5-Digit Zip Codes and Mapping to Urban and Socioeconomic Status Categories

| 5-Digit Zip Code | Rural/Urban Categorization | SES Quartile |
|------------------|----------------------------|--------------|
| 89037 | Urban | Q3 |
| 89039 | Isolated | Q1 |
| 89040 | Urban | Q2 |
| 89041 | Urban | Q3 |
| 89042 | Urban | Q2 |
| 89043 | Urban | Q2 |
| 89044 | Urban | Q1 |
| 89045 | Large Rural | Q1 |
| 89046 | Isolated | Q4 |
| 89047 | Isolated | Q1 |
| 89048 | Urban | Q3 |
| 89049 | Urban | Q4 |
| 89052 | Urban | Q2 |
| 89053 | Urban | Q1 |
| 89054 | Urban | Q1 |
| 89060 | Urban | Q3 |
| 89061 | Urban | Q1 |
| 89067 | Urban | Q3 |
| 89070 | Urban | Q4 |
| 89074 | Urban | Q2 |
| 89077 | Urban | Q2 |
| 89081 | Urban | Q3 |
| 89084 | Urban | Q1 |
| 89085 | Urban | Q1 |
| 89086 | Urban | Q3 |
| 89087 | Urban | Q4 |
| 89101 | Urban | Q4 |
| 89102 | Urban | Q4 |
| 89103 | Urban | Q4 |
| 89104 | Urban | Q4 |
| 89105 | Urban | Q3 |
| 89106 | Urban | Q4 |
| 89107 | Urban | Q4 |
| 89108 | Urban | Q4 |
| 89109 | Urban | Q4 |
| 89110 | Urban | Q4 |
| 89111 | Urban | Q4 |
| 89112 | Urban | Q4 |
| 89113 | Urban | Q3 |
| 89114 | Urban | Q4 |
| 89115 | Urban | Q4 |
| 89116 | Urban | Q4 |
| 89117 | Urban | Q3 |
| 89118 | Urban | Q3 |

Appendix D. List of 5-Digit Zip Codes and Mapping to Urban and Socioeconomic Status Categories

| 5-Digit Zip Code | Rural/Urban Categorization | SES Quartile |
|------------------|----------------------------|--------------|
| 89119 | Urban | Q4 |
| 89120 | Urban | Q3 |
| 89121 | Urban | Q4 |
| 89122 | Urban | Q4 |
| 89123 | Urban | Q3 |
| 89124 | Urban | Q1 |
| 89125 | Urban | Q4 |
| 89126 | Urban | Q4 |
| 89127 | Urban | Q4 |
| 89128 | Urban | Q3 |
| 89129 | Urban | Q2 |
| 89130 | Urban | Q2 |
| 89131 | Urban | Q1 |
| 89132 | Urban | Q4 |
| 89133 | Urban | Q3 |
| 89134 | Urban | Q1 |
| 89135 | Urban | Q1 |
| 89136 | Urban | Q2 |
| 89137 | Urban | Q1 |
| 89138 | Urban | Q1 |
| 89139 | Urban | Q2 |
| 89140 | Urban | Q3 |
| 89141 | Urban | Q1 |
| 89142 | Urban | Q4 |
| 89143 | Urban | Q1 |
| 89144 | Urban | Q2 |
| 89145 | Urban | Q3 |
| 89146 | Urban | Q4 |
| 89147 | Urban | Q3 |
| 89148 | Urban | Q2 |
| 89149 | Urban | Q2 |
| 89150 | Urban | Q4 |
| 89151 | Urban | Q4 |
| 89152 | Urban | Q4 |
| 89153 | Urban | Q4 |
| 89154 | Urban | Q4 |
| 89155 | Urban | Q4 |
| 89156 | Urban | Q4 |
| 89157 | Urban | Q4 |
| 89158 | Urban | Q4 |
| 89159 | Urban | Q4 |
| 89160 | Urban | Q4 |
| 89161 | Urban | Q1 |
| 89162 | Urban | Q4 |

Appendix D. List of 5-Digit Zip Codes and Mapping to Urban and Socioeconomic Status Categories

| 5-Digit Zip Code | Rural/Urban Categorization | SES Quartile |
|------------------|----------------------------|--------------|
| 89163 | Urban | Q3 |
| 89164 | Urban | Q3 |
| 89165 | Urban | Q4 |
| 89166 | Urban | Q3 |
| 89169 | Urban | Q4 |
| 89170 | Urban | Q4 |
| 89173 | Urban | Q4 |
| 89177 | Urban | Q4 |
| 89178 | Urban | Q2 |
| 89179 | Urban | Q1 |
| 89180 | Urban | Q4 |
| 89183 | Urban | Q3 |
| 89185 | Urban | Q4 |
| 89191 | Urban | Q1 |
| 89193 | Urban | Q4 |
| 89195 | Urban | Q4 |
| 89199 | Urban | Q4 |
| 89301 | Small Rural | Q2 |
| 89310 | Small Rural | Q3 |
| 89311 | Small Rural | Q1 |
| 89314 | Small Rural | Q3 |
| 89315 | Small Rural | Q2 |
| 89316 | Isolated | Q1 |
| 89317 | Small Rural | Q1 |
| 89318 | Small Rural | Q2 |
| 89319 | Small Rural | Q2 |
| 89402 | Large Rural | Missing |
| 89403 | Urban | Q2 |
| 89404 | Large Rural | Q1 |
| 89405 | Urban | Q1 |
| 89406 | Large Rural | Q3 |
| 89407 | Large Rural | Q3 |
| 89408 | Urban | Q3 |
| 89409 | Large Rural | Q1 |
| 89410 | Large Rural | Q2 |
| 89411 | Isolated | Q1 |
| 89412 | Urban | Q1 |
| 89413 | Isolated | Q1 |
| 89414 | Large Rural | Q3 |
| 89415 | Small Rural | Q3 |
| 89418 | Isolated | Q2 |
| 89419 | Isolated | Q4 |
| 89420 | Large Rural | Q3 |
| 89421 | Large Rural | Q4 |

Appendix D. List of 5-Digit Zip Codes and Mapping to Urban and Socioeconomic Status Categories

| 5-Digit Zip Code | Rural/Urban Categorization | SES Quartile |
|------------------|----------------------------|--------------|
| 89422 | Large Rural | Q1 |
| 89423 | Urban | Q1 |
| 89424 | Urban | Q4 |
| 89425 | Large Rural | Q3 |
| 89426 | Large Rural | Q1 |
| 89427 | Large Rural | Q4 |
| 89428 | Urban | Q2 |
| 89429 | Urban | Q3 |
| 89430 | Small Rural | Q1 |
| 89431 | Urban | Q4 |
| 89432 | Urban | Q4 |
| 89433 | Urban | Q4 |
| 89434 | Urban | Q3 |
| 89435 | Urban | Q3 |
| 89436 | Urban | Q1 |
| 89438 | Large Rural | Q1 |
| 89439 | Urban | Q2 |
| 89440 | Urban | Q1 |
| 89441 | Urban | Q1 |
| 89442 | Urban | Q4 |
| 89444 | Isolated | Q2 |
| 89445 | Large Rural | Q2 |
| 89446 | Large Rural | Q1 |
| 89447 | Small Rural | Q4 |
| 89448 | Large Rural | Q1 |
| 89449 | Large Rural | Q2 |
| 89450 | Large Rural | Q2 |
| 89451 | Large Rural | Q1 |
| 89452 | Large Rural | Q1 |
| 89460 | Large Rural | Q2 |
| 89496 | Large Rural | Q3 |
| 89501 | Urban | Q4 |
| 89502 | Urban | Q4 |
| 89503 | Urban | Q4 |
| 89504 | Urban | Q4 |
| 89505 | Urban | Q4 |
| 89506 | Urban | Q3 |
| 89507 | Urban | Q4 |
| 89508 | Urban | Q1 |
| 89509 | Urban | Q3 |
| 89510 | Urban | Q1 |
| 89511 | Urban | Q1 |
| 89512 | Urban | Q4 |
| 89513 | Urban | Q4 |

Appendix D. List of 5-Digit Zip Codes and Mapping to Urban and Socioeconomic Status Categories

| 5-Digit Zip Code | Rural/Urban Categorization | SES Quartile |
|------------------|----------------------------|--------------|
| 89515 | Urban | Q4 |
| 89519 | Urban | Q1 |
| 89520 | Urban | Q4 |
| 89521 | Urban | Q1 |
| 89523 | Urban | Q2 |
| 89533 | Urban | Q2 |
| 89555 | Urban | Q4 |
| 89557 | Urban | Q4 |
| 89570 | Urban | Q4 |
| 89595 | Urban | Q4 |
| 89599 | Urban | Q3 |
| 89701 | Urban | Q3 |
| 89702 | Urban | Q1 |
| 89703 | Urban | Q1 |
| 89704 | Urban | Q1 |
| 89705 | Urban | Q2 |
| 89706 | Urban | Q4 |
| 89711 | Urban | Q3 |
| 89712 | Urban | Q3 |
| 89713 | Urban | Q3 |
| 89714 | Urban | Q3 |
| 89721 | Urban | Q4 |
| 89801 | Large Rural | Q3 |
| 89802 | Large Rural | Q3 |
| 89803 | Large Rural | Q3 |
| 89815 | Large Rural | Q1 |
| 89820 | Small Rural | Q3 |
| 89821 | Isolated | Q1 |
| 89822 | Large Rural | Q2 |
| 89823 | Large Rural | Q1 |
| 89825 | Isolated | Q4 |
| 89826 | Isolated | Q2 |
| 89828 | Large Rural | Q1 |
| 89830 | Small Rural | Q3 |
| 89831 | Isolated | Q1 |
| 89832 | Isolated | Q4 |
| 89833 | Isolated | Q3 |
| 89834 | Isolated | Q3 |
| 89835 | Isolated | Q2 |
| 89883 | Small Rural | Q4 |
| 90001 | Urban | Q4 |
| 90002 | Urban | Q4 |
| 90003 | Urban | Q4 |
| 90004 | Urban | Q4 |

Appendix D. List of 5-Digit Zip Codes and Mapping to Urban and Socioeconomic Status Categories

| 5-Digit Zip Code | Rural/Urban Categorization | SES Quartile |
|------------------|----------------------------|--------------|
| 90005 | Urban | Q4 |
| 90006 | Urban | Q4 |
| 90007 | Urban | Q4 |
| 90008 | Urban | Q4 |
| 90009 | Urban | Q2 |
| 90010 | Urban | Q3 |
| 90011 | Urban | Q4 |
| 90012 | Urban | Q4 |
| 90013 | Urban | Q4 |
| 90014 | Urban | Q4 |
| 90015 | Urban | Q4 |
| 90016 | Urban | Q4 |
| 90017 | Urban | Q4 |
| 90018 | Urban | Q4 |
| 90019 | Urban | Q4 |
| 90020 | Urban | Q4 |
| 90021 | Urban | Q4 |
| 90022 | Urban | Q4 |
| 90023 | Urban | Q4 |
| 90024 | Urban | Q3 |
| 90025 | Urban | Q3 |
| 90026 | Urban | Q4 |
| 90027 | Urban | Q4 |
| 90028 | Urban | Q4 |
| 90029 | Urban | Q4 |
| 90030 | Urban | Q4 |
| 90031 | Urban | Q4 |
| 90032 | Urban | Q4 |
| 90033 | Urban | Q4 |
| 90034 | Urban | Q3 |
| 90035 | Urban | Q2 |
| 90036 | Urban | Q2 |
| 90037 | Urban | Q4 |
| 90038 | Urban | Q4 |
| 90039 | Urban | Q3 |
| 90040 | Urban | Q4 |
| 90041 | Urban | Q3 |
| 90042 | Urban | Q4 |
| 90043 | Urban | Q4 |
| 90044 | Urban | Q4 |
| 90045 | Urban | Q2 |
| 90046 | Urban | Q3 |
| 90047 | Urban | Q4 |
| 90048 | Urban | Q2 |

Appendix D. List of 5-Digit Zip Codes and Mapping to Urban and Socioeconomic Status Categories

| 5-Digit Zip Code | Rural/Urban Categorization | SES Quartile |
|------------------|----------------------------|--------------|
| 90049 | Urban | Q1 |
| 90050 | Urban | Q4 |
| 90051 | Urban | Q4 |
| 90052 | Urban | Q4 |
| 90053 | Urban | Q4 |
| 90054 | Urban | Q4 |
| 90055 | Urban | Q4 |
| 90056 | Urban | Q1 |
| 90057 | Urban | Q4 |
| 90058 | Urban | Q4 |
| 90059 | Urban | Q4 |
| 90060 | Urban | Q4 |
| 90061 | Urban | Q4 |
| 90062 | Urban | Q4 |
| 90063 | Urban | Q4 |
| 90064 | Urban | Q2 |
| 90065 | Urban | Q4 |
| 90066 | Urban | Q3 |
| 90067 | Urban | Q1 |
| 90068 | Urban | Q2 |
| 90069 | Urban | Q2 |
| 90070 | Urban | Q4 |
| 90071 | Urban | Missing |
| 90072 | Urban | Q4 |
| 90073 | Urban | Q2 |
| 90074 | Urban | Missing |
| 90075 | Urban | Q4 |
| 90076 | Urban | Q4 |
| 90077 | Urban | Q1 |
| 90078 | Urban | Q4 |
| 90079 | Urban | Missing |
| 90080 | Urban | Q2 |
| 90081 | Urban | Q4 |
| 90082 | Urban | Q4 |
| 90083 | Urban | Q2 |
| 90084 | Urban | Q4 |
| 90086 | Urban | Q4 |
| 90087 | Urban | Q4 |
| 90088 | Urban | Q4 |
| 90089 | Urban | Q3 |
| 90090 | Urban | Missing |
| 90091 | Urban | Q4 |
| 90093 | Urban | Q4 |
| 90094 | Urban | Q2 |

Appendix D. List of 5-Digit Zip Codes and Mapping to Urban and Socioeconomic Status Categories

| 5-Digit Zip Code | Rural/Urban Categorization | SES Quartile |
|------------------|----------------------------|--------------|
| 90095 | Urban | Missing |
| 90096 | Urban | Q4 |
| 90099 | Urban | Q4 |
| 90189 | Urban | Q2 |
| 90201 | Urban | Q4 |
| 90202 | Urban | Q4 |
| 90209 | Urban | Q1 |
| 90210 | Urban | Q1 |
| 90211 | Urban | Q2 |
| 90212 | Urban | Q2 |
| 90213 | Urban | Q1 |
| 90220 | Urban | Q4 |
| 90221 | Urban | Q4 |
| 90222 | Urban | Q4 |
| 90223 | Urban | Q4 |
| 90224 | Urban | Q4 |
| 90230 | Urban | Q3 |
| 90231 | Urban | Q3 |
| 90232 | Urban | Q3 |
| 90233 | Urban | Q3 |
| 90239 | Urban | Q4 |
| 90240 | Urban | Q2 |
| 90241 | Urban | Q4 |
| 90242 | Urban | Q4 |
| 90245 | Urban | Q2 |
| 90247 | Urban | Q4 |
| 90248 | Urban | Q3 |
| 90249 | Urban | Q3 |
| 90250 | Urban | Q4 |
| 90251 | Urban | Q4 |
| 90254 | Urban | Q1 |
| 90255 | Urban | Q4 |
| 90260 | Urban | Q4 |
| 90261 | Urban | Q4 |
| 90262 | Urban | Q4 |
| 90263 | Urban | Q1 |
| 90264 | Urban | Q1 |
| 90265 | Urban | Q1 |
| 90266 | Urban | Q1 |
| 90267 | Urban | Q1 |
| 90270 | Urban | Q4 |
| 90272 | Urban | Q1 |
| 90274 | Urban | Q1 |
| 90275 | Urban | Q1 |

Appendix D. List of 5-Digit Zip Codes and Mapping to Urban and Socioeconomic Status Categories

| 5-Digit Zip Code | Rural/Urban Categorization | SES Quartile |
|------------------|----------------------------|--------------|
| 90277 | Urban | Q1 |
| 90278 | Urban | Q2 |
| 90280 | Urban | Q4 |
| 90290 | Urban | Q1 |
| 90291 | Urban | Q3 |
| 90292 | Urban | Q2 |
| 90293 | Urban | Q2 |
| 90294 | Urban | Q3 |
| 90295 | Urban | Q2 |
| 90296 | Urban | Q2 |
| 90301 | Urban | Q4 |
| 90302 | Urban | Q4 |
| 90303 | Urban | Q4 |
| 90304 | Urban | Q4 |
| 90305 | Urban | Q3 |
| 90306 | Urban | Q4 |
| 90307 | Urban | Q4 |
| 90308 | Urban | Q4 |
| 90309 | Urban | Q4 |
| 90310 | Urban | Q4 |
| 90311 | Urban | Q2 |
| 90312 | Urban | Q2 |
| 90401 | Urban | Q3 |
| 90402 | Urban | Q1 |
| 90403 | Urban | Q2 |
| 90404 | Urban | Q3 |
| 90405 | Urban | Q3 |
| 90406 | Urban | Q3 |
| 90407 | Urban | Q3 |
| 90408 | Urban | Q3 |
| 90409 | Urban | Q3 |
| 90410 | Urban | Q3 |
| 90411 | Urban | Q3 |
| 90501 | Urban | Q4 |
| 90502 | Urban | Q3 |
| 90503 | Urban | Q2 |
| 90504 | Urban | Q2 |
| 90505 | Urban | Q1 |
| 90506 | Urban | Missing |
| 90507 | Urban | Q4 |
| 90508 | Urban | Q4 |
| 90509 | Urban | Q2 |
| 90510 | Urban | Q2 |
| 90601 | Urban | Q3 |

Appendix D. List of 5-Digit Zip Codes and Mapping to Urban and Socioeconomic Status Categories

| 5-Digit Zip Code | Rural/Urban Categorization | SES Quartile |
|------------------|----------------------------|--------------|
| 90602 | Urban | Q4 |
| 90603 | Urban | Q1 |
| 90604 | Urban | Q3 |
| 90605 | Urban | Q3 |
| 90606 | Urban | Q3 |
| 90607 | Urban | Q3 |
| 90608 | Urban | Q3 |
| 90609 | Urban | Q1 |
| 90610 | Urban | Q3 |
| 90620 | Urban | Q2 |
| 90621 | Urban | Q4 |
| 90622 | Urban | Q2 |
| 90623 | Urban | Q2 |
| 90624 | Urban | Q4 |
| 90630 | Urban | Q2 |
| 90631 | Urban | Q3 |
| 90632 | Urban | Q3 |
| 90633 | Urban | Q3 |
| 90637 | Urban | Q2 |
| 90638 | Urban | Q2 |
| 90639 | Urban | Q2 |
| 90640 | Urban | Q4 |
| 90650 | Urban | Q3 |
| 90651 | Urban | Q3 |
| 90652 | Urban | Q3 |
| 90660 | Urban | Q3 |
| 90661 | Urban | Q3 |
| 90662 | Urban | Q3 |
| 90670 | Urban | Q3 |
| 90671 | Urban | Q3 |
| 90680 | Urban | Q4 |
| 90701 | Urban | Q3 |
| 90702 | Urban | Q3 |
| 90703 | Urban | Q1 |
| 90704 | Small Rural | Q4 |
| 90706 | Urban | Q4 |
| 90707 | Urban | Q4 |
| 90710 | Urban | Q4 |
| 90711 | Urban | Q2 |
| 90712 | Urban | Q2 |
| 90713 | Urban | Q1 |
| 90714 | Urban | Q2 |
| 90715 | Urban | Q3 |
| 90716 | Urban | Q4 |

Appendix D. List of 5-Digit Zip Codes and Mapping to Urban and Socioeconomic Status Categories

| 5-Digit Zip Code | Rural/Urban Categorization | SES Quartile |
|------------------|----------------------------|--------------|
| 90717 | Urban | Q3 |
| 90720 | Urban | Q1 |
| 90721 | Urban | Q1 |
| 90723 | Urban | Q4 |
| 90731 | Urban | Q4 |
| 90732 | Urban | Q2 |
| 90733 | Urban | Q4 |
| 90734 | Urban | Q1 |
| 90740 | Urban | Q1 |
| 90742 | Urban | Q2 |
| 90743 | Urban | Q1 |
| 90744 | Urban | Q4 |
| 90745 | Urban | Q3 |
| 90746 | Urban | Q2 |
| 90747 | Urban | Missing |
| 90748 | Urban | Q4 |
| 90749 | Urban | Q3 |
| 90755 | Urban | Q4 |
| 90801 | Urban | Q4 |
| 90802 | Urban | Q4 |
| 90803 | Urban | Q2 |
| 90804 | Urban | Q4 |
| 90805 | Urban | Q4 |
| 90806 | Urban | Q4 |
| 90807 | Urban | Q2 |
| 90808 | Urban | Q1 |
| 90809 | Urban | Q2 |
| 90810 | Urban | Q4 |
| 90813 | Urban | Q4 |
| 90814 | Urban | Q3 |
| 90815 | Urban | Q2 |
| 90822 | Urban | Q1 |
| 90831 | Urban | Missing |
| 90832 | Urban | Missing |
| 90833 | Urban | Missing |
| 90834 | Urban | Missing |
| 90835 | Urban | Missing |
| 90840 | Urban | Q2 |
| 90842 | Urban | Q2 |
| 90844 | Urban | Q4 |
| 90846 | Urban | Q1 |
| 90847 | Urban | Q2 |
| 90848 | Urban | Q2 |
| 90853 | Urban | Q2 |

Appendix D. List of 5-Digit Zip Codes and Mapping to Urban and Socioeconomic Status Categories

| 5-Digit Zip Code | Rural/Urban Categorization | SES Quartile |
|------------------|----------------------------|--------------|
| 90895 | Urban | Q4 |
| 90899 | Urban | Missing |
| 91001 | Urban | Q2 |
| 91003 | Urban | Q2 |
| 91006 | Urban | Q2 |
| 91007 | Urban | Q2 |
| 91008 | Urban | Q1 |
| 91009 | Urban | Q3 |
| 91010 | Urban | Q3 |
| 91011 | Urban | Q1 |
| 91012 | Urban | Q1 |
| 91016 | Urban | Q3 |
| 91017 | Urban | Q3 |
| 91020 | Urban | Q3 |
| 91021 | Urban | Q3 |
| 91023 | Urban | Q4 |
| 91024 | Urban | Q1 |
| 91025 | Urban | Q1 |
| 91030 | Urban | Q2 |
| 91031 | Urban | Q2 |
| 91040 | Urban | Q2 |
| 91041 | Urban | Q2 |
| 91042 | Urban | Q3 |
| 91043 | Urban | Q3 |
| 91046 | Urban | Q3 |
| 91066 | Urban | Q2 |
| 91077 | Urban | Q2 |
| 91101 | Urban | Q4 |
| 91102 | Urban | Q4 |
| 91103 | Urban | Q4 |
| 91104 | Urban | Q3 |
| 91105 | Urban | Q1 |
| 91106 | Urban | Q3 |
| 91107 | Urban | Q2 |
| 91108 | Urban | Q1 |
| 91109 | Urban | Q4 |
| 91110 | Urban | Q4 |
| 91114 | Urban | Q4 |
| 91115 | Urban | Q1 |
| 91116 | Urban | Q3 |
| 91117 | Urban | Q2 |
| 91118 | Urban | Q1 |
| 91121 | Urban | Q2 |
| 91123 | Urban | Q1 |

Appendix D. List of 5-Digit Zip Codes and Mapping to Urban and Socioeconomic Status Categories

| 5-Digit Zip Code | Rural/Urban Categorization | SES Quartile |
|------------------|----------------------------|--------------|
| 91124 | Urban | Q4 |
| 91125 | Urban | Q3 |
| 91126 | Urban | Q3 |
| 91129 | Urban | Q1 |
| 91182 | Urban | Q4 |
| 91184 | Urban | Q1 |
| 91185 | Urban | Q4 |
| 91188 | Urban | Q4 |
| 91189 | Urban | Q1 |
| 91199 | Urban | Q4 |
| 91201 | Urban | Q3 |
| 91202 | Urban | Q3 |
| 91203 | Urban | Q4 |
| 91204 | Urban | Q4 |
| 91205 | Urban | Q4 |
| 91206 | Urban | Q3 |
| 91207 | Urban | Q2 |
| 91208 | Urban | Q1 |
| 91209 | Urban | Q4 |
| 91210 | Urban | Q3 |
| 91214 | Urban | Q1 |
| 91221 | Urban | Q3 |
| 91222 | Urban | Q3 |
| 91224 | Urban | Q1 |
| 91225 | Urban | Q4 |
| 91226 | Urban | Q3 |
| 91301 | Urban | Q1 |
| 91302 | Urban | Q1 |
| 91303 | Urban | Q4 |
| 91304 | Urban | Q4 |
| 91305 | Urban | Q4 |
| 91306 | Urban | Q3 |
| 91307 | Urban | Q1 |
| 91308 | Urban | Q1 |
| 91309 | Urban | Q4 |
| 91310 | Urban | Q2 |
| 91311 | Urban | Q2 |
| 91313 | Urban | Q2 |
| 91316 | Urban | Q2 |
| 91319 | Urban | Q1 |
| 91320 | Urban | Q1 |
| 91321 | Urban | Q4 |
| 91322 | Urban | Q4 |
| 91324 | Urban | Q3 |

Appendix D. List of 5-Digit Zip Codes and Mapping to Urban and Socioeconomic Status Categories

| 5-Digit Zip Code | Rural/Urban Categorization | SES Quartile |
|------------------|----------------------------|--------------|
| 91325 | Urban | Q3 |
| 91326 | Urban | Q1 |
| 91327 | Urban | Q1 |
| 91328 | Urban | Q3 |
| 91329 | Urban | Q4 |
| 91330 | Urban | Q1 |
| 91331 | Urban | Q4 |
| 91333 | Urban | Q4 |
| 91334 | Urban | Q4 |
| 91335 | Urban | Q4 |
| 91337 | Urban | Q4 |
| 91340 | Urban | Q4 |
| 91341 | Urban | Q4 |
| 91342 | Urban | Q3 |
| 91343 | Urban | Q4 |
| 91344 | Urban | Q2 |
| 91345 | Urban | Q3 |
| 91346 | Urban | Q3 |
| 91350 | Urban | Q1 |
| 91351 | Urban | Q3 |
| 91352 | Urban | Q4 |
| 91353 | Urban | Q4 |
| 91354 | Urban | Q1 |
| 91355 | Urban | Q2 |
| 91356 | Urban | Q3 |
| 91357 | Urban | Q3 |
| 91358 | Urban | Q2 |
| 91359 | Urban | Q1 |
| 91360 | Urban | Q2 |
| 91361 | Urban | Q1 |
| 91362 | Urban | Q1 |
| 91364 | Urban | Q2 |
| 91365 | Urban | Q2 |
| 91367 | Urban | Q2 |
| 91371 | Urban | Missing |
| 91372 | Urban | Q1 |
| 91376 | Urban | Q1 |
| 91377 | Urban | Q1 |
| 91380 | Urban | Q2 |
| 91381 | Urban | Q1 |
| 91382 | Urban | Q4 |
| 91383 | Urban | Q2 |
| 91384 | Urban | Q2 |
| 91385 | Urban | Q2 |

Appendix D. List of 5-Digit Zip Codes and Mapping to Urban and Socioeconomic Status Categories

| 5-Digit Zip Code | Rural/Urban Categorization | SES Quartile |
|------------------|----------------------------|--------------|
| 91386 | Urban | Q3 |
| 91387 | Urban | Q3 |
| 91390 | Urban | Q1 |
| 91392 | Urban | Q3 |
| 91393 | Urban | Q4 |
| 91394 | Urban | Q2 |
| 91395 | Urban | Q3 |
| 91396 | Urban | Q3 |
| 91401 | Urban | Q4 |
| 91402 | Urban | Q4 |
| 91403 | Urban | Q2 |
| 91404 | Urban | Q4 |
| 91405 | Urban | Q4 |
| 91406 | Urban | Q4 |
| 91407 | Urban | Q4 |
| 91408 | Urban | Q4 |
| 91409 | Urban | Q4 |
| 91410 | Urban | Q4 |
| 91411 | Urban | Q4 |
| 91412 | Urban | Q4 |
| 91413 | Urban | Q2 |
| 91416 | Urban | Q2 |
| 91423 | Urban | Q2 |
| 91426 | Urban | Q1 |
| 91436 | Urban | Q1 |
| 91470 | Urban | Q4 |
| 91482 | Urban | Q4 |
| 91495 | Urban | Q2 |
| 91496 | Urban | Q2 |
| 91499 | Urban | Q4 |
| 91501 | Urban | Q3 |
| 91502 | Urban | Q4 |
| 91503 | Urban | Q4 |
| 91504 | Urban | Q2 |
| 91505 | Urban | Q2 |
| 91506 | Urban | Q2 |
| 91507 | Urban | Q2 |
| 91508 | Urban | Q2 |
| 91510 | Urban | Q2 |
| 91521 | Urban | Q2 |
| 91522 | Urban | Q2 |
| 91523 | Urban | Q2 |
| 91526 | Urban | Q2 |
| 91601 | Urban | Q4 |

Appendix D. List of 5-Digit Zip Codes and Mapping to Urban and Socioeconomic Status Categories

| 5-Digit Zip Code | Rural/Urban Categorization | SES Quartile |
|------------------|----------------------------|--------------|
| 91602 | Urban | Q2 |
| 91603 | Urban | Q4 |
| 91604 | Urban | Q2 |
| 91605 | Urban | Q4 |
| 91606 | Urban | Q4 |
| 91607 | Urban | Q3 |
| 91608 | Missing | Missing |
| 91609 | Urban | Q4 |
| 91610 | Urban | Q2 |
| 91611 | Urban | Q4 |
| 91612 | Urban | Q4 |
| 91614 | Urban | Q2 |
| 91615 | Urban | Q4 |
| 91616 | Urban | Q4 |
| 91617 | Urban | Q3 |
| 91618 | Missing | Missing |
| 91701 | Urban | Q1 |
| 91702 | Urban | Q4 |
| 91706 | Urban | Q4 |
| 91708 | Urban | Q2 |
| 91709 | Urban | Q1 |
| 91710 | Urban | Q3 |
| 91711 | Urban | Q2 |
| 91714 | Urban | Q2 |
| 91715 | Urban | Q2 |
| 91716 | Urban | Q2 |
| 91722 | Urban | Q3 |
| 91723 | Urban | Q3 |
| 91724 | Urban | Q2 |
| 91729 | Urban | Q3 |
| 91730 | Urban | Q3 |
| 91731 | Urban | Q4 |
| 91732 | Urban | Q4 |
| 91733 | Urban | Q4 |
| 91734 | Urban | Q4 |
| 91735 | Urban | Q4 |
| 91737 | Urban | Q1 |
| 91739 | Urban | Q2 |
| 91740 | Urban | Q3 |
| 91741 | Urban | Q1 |
| 91743 | Urban | Q3 |
| 91744 | Urban | Q3 |
| 91745 | Urban | Q2 |
| 91746 | Urban | Q3 |

Appendix D. List of 5-Digit Zip Codes and Mapping to Urban and Socioeconomic Status Categories

| 5-Digit Zip Code | Rural/Urban Categorization | SES Quartile |
|------------------|----------------------------|--------------|
| 91747 | Urban | Q3 |
| 91748 | Urban | Q3 |
| 91749 | Urban | Q2 |
| 91750 | Urban | Q2 |
| 91752 | Urban | Q3 |
| 91754 | Urban | Q3 |
| 91755 | Urban | Q4 |
| 91756 | Urban | Q3 |
| 91758 | Urban | Q3 |
| 91759 | Urban | Q1 |
| 91761 | Urban | Q3 |
| 91762 | Urban | Q4 |
| 91763 | Urban | Q4 |
| 91764 | Urban | Q4 |
| 91765 | Urban | Q1 |
| 91766 | Urban | Q4 |
| 91767 | Urban | Q4 |
| 91768 | Urban | Q4 |
| 91769 | Urban | Q4 |
| 91770 | Urban | Q4 |
| 91771 | Urban | Q4 |
| 91772 | Urban | Q4 |
| 91773 | Urban | Q2 |
| 91775 | Urban | Q2 |
| 91776 | Urban | Q4 |
| 91778 | Urban | Q4 |
| 91780 | Urban | Q2 |
| 91784 | Urban | Q1 |
| 91785 | Urban | Q4 |
| 91786 | Urban | Q4 |
| 91788 | Urban | Q1 |
| 91789 | Urban | Q1 |
| 91790 | Urban | Q3 |
| 91791 | Urban | Q3 |
| 91792 | Urban | Q3 |
| 91793 | Urban | Q3 |
| 91801 | Urban | Q4 |
| 91802 | Urban | Q4 |
| 91803 | Urban | Q3 |
| 91804 | Urban | Q4 |
| 91896 | Urban | Q4 |
| 91899 | Urban | Q4 |
| 91901 | Urban | Q2 |
| 91902 | Urban | Q2 |

Appendix D. List of 5-Digit Zip Codes and Mapping to Urban and Socioeconomic Status Categories

| 5-Digit Zip Code | Rural/Urban Categorization | SES Quartile |
|------------------|----------------------------|--------------|
| 91903 | Urban | Q2 |
| 91905 | Urban | Q3 |
| 91906 | Urban | Q3 |
| 91908 | Urban | Q2 |
| 91909 | Urban | Q4 |
| 91910 | Urban | Q4 |
| 91911 | Urban | Q4 |
| 91912 | Urban | Q4 |
| 91913 | Urban | Q2 |
| 91914 | Urban | Q1 |
| 91915 | Urban | Q1 |
| 91916 | Urban | Q1 |
| 91917 | Urban | Q2 |
| 91921 | Urban | Q1 |
| 91931 | Urban | Q4 |
| 91932 | Urban | Q4 |
| 91933 | Urban | Q4 |
| 91934 | Urban | Q2 |
| 91935 | Urban | Q1 |
| 91941 | Urban | Q2 |
| 91942 | Urban | Q3 |
| 91943 | Urban | Q3 |
| 91944 | Urban | Q3 |
| 91945 | Urban | Q4 |
| 91946 | Urban | Q4 |
| 91948 | Urban | Q2 |
| 91950 | Urban | Q4 |
| 91951 | Urban | Q4 |
| 91962 | Urban | Q1 |
| 91963 | Urban | Q3 |
| 91976 | Urban | Q3 |
| 91977 | Urban | Q3 |
| 91978 | Urban | Q3 |
| 91979 | Urban | Q3 |
| 91980 | Urban | Q3 |
| 91987 | Urban | Q2 |
| 92003 | Urban | Q1 |
| 92004 | Isolated | Q4 |
| 92007 | Urban | Q1 |
| 92008 | Urban | Q2 |
| 92009 | Urban | Q1 |
| 92010 | Urban | Q1 |
| 92011 | Urban | Q1 |
| 92013 | Urban | Q1 |

Appendix D. List of 5-Digit Zip Codes and Mapping to Urban and Socioeconomic Status Categories

| 5-Digit Zip Code | Rural/Urban Categorization | SES Quartile |
|------------------|----------------------------|--------------|
| 92014 | Urban | Q1 |
| 92018 | Urban | Q2 |
| 92019 | Urban | Q3 |
| 92020 | Urban | Q4 |
| 92021 | Urban | Q4 |
| 92022 | Urban | Q4 |
| 92023 | Urban | Q2 |
| 92024 | Urban | Q2 |
| 92025 | Urban | Q4 |
| 92026 | Urban | Q3 |
| 92027 | Urban | Q3 |
| 92028 | Urban | Q3 |
| 92029 | Urban | Q1 |
| 92030 | Urban | Q3 |
| 92033 | Urban | Q4 |
| 92036 | Urban | Q2 |
| 92037 | Urban | Q2 |
| 92038 | Urban | Q2 |
| 92039 | Urban | Q2 |
| 92040 | Urban | Q2 |
| 92046 | Urban | Q4 |
| 92049 | Urban | Q3 |
| 92051 | Urban | Q3 |
| 92052 | Urban | Q2 |
| 92054 | Urban | Q3 |
| 92055 | Urban | Q3 |
| 92056 | Urban | Q2 |
| 92057 | Urban | Q3 |
| 92058 | Urban | Q3 |
| 92059 | Urban | Q4 |
| 92060 | Isolated | Q1 |
| 92061 | Urban | Q2 |
| 92064 | Urban | Q1 |
| 92065 | Urban | Q2 |
| 92066 | Isolated | Q3 |
| 92067 | Urban | Q1 |
| 92068 | Urban | Q3 |
| 92069 | Urban | Q3 |
| 92070 | Isolated | Q4 |
| 92071 | Urban | Q2 |
| 92072 | Urban | Q2 |
| 92074 | Urban | Q1 |
| 92075 | Urban | Q2 |
| 92078 | Urban | Q2 |

Appendix D. List of 5-Digit Zip Codes and Mapping to Urban and Socioeconomic Status Categories

| 5-Digit Zip Code | Rural/Urban Categorization | SES Quartile |
|------------------|----------------------------|--------------|
| 92079 | Urban | Q3 |
| 92081 | Urban | Q2 |
| 92082 | Urban | Q2 |
| 92083 | Urban | Q4 |
| 92084 | Urban | Q3 |
| 92085 | Urban | Q4 |
| 92086 | Isolated | Q2 |
| 92088 | Urban | Q3 |
| 92091 | Urban | Q1 |
| 92092 | Urban | Q2 |
| 92093 | Urban | Q2 |
| 92096 | Urban | Q2 |
| 92101 | Urban | Q3 |
| 92102 | Urban | Q4 |
| 92103 | Urban | Q2 |
| 92104 | Urban | Q4 |
| 92105 | Urban | Q4 |
| 92106 | Urban | Q2 |
| 92107 | Urban | Q2 |
| 92108 | Urban | Q3 |
| 92109 | Urban | Q2 |
| 92110 | Urban | Q2 |
| 92111 | Urban | Q3 |
| 92112 | Urban | Q3 |
| 92113 | Urban | Q4 |
| 92114 | Urban | Q4 |
| 92115 | Urban | Q4 |
| 92116 | Urban | Q3 |
| 92117 | Urban | Q2 |
| 92118 | Urban | Q1 |
| 92119 | Urban | Q2 |
| 92120 | Urban | Q1 |
| 92121 | Urban | Q2 |
| 92122 | Urban | Q3 |
| 92123 | Urban | Q2 |
| 92124 | Urban | Q1 |
| 92126 | Urban | Q2 |
| 92127 | Urban | Q1 |
| 92128 | Urban | Q1 |
| 92129 | Urban | Q1 |
| 92130 | Urban | Q1 |
| 92131 | Urban | Q1 |
| 92132 | Urban | Missing |
| 92134 | Urban | Q1 |

Appendix D. List of 5-Digit Zip Codes and Mapping to Urban and Socioeconomic Status Categories

| 5-Digit Zip Code | Rural/Urban Categorization | SES Quartile |
|------------------|----------------------------|--------------|
| 92135 | Urban | Q1 |
| 92136 | Urban | Q4 |
| 92137 | Urban | Q2 |
| 92138 | Urban | Q2 |
| 92139 | Urban | Q3 |
| 92140 | Urban | Q1 |
| 92142 | Urban | Q1 |
| 92143 | Urban | Q4 |
| 92145 | Urban | Q1 |
| 92147 | Urban | Q1 |
| 92149 | Urban | Q3 |
| 92150 | Urban | Q1 |
| 92152 | Urban | Q2 |
| 92153 | Urban | Q4 |
| 92154 | Urban | Q4 |
| 92155 | Urban | Q1 |
| 92158 | Urban | Q4 |
| 92159 | Urban | Q2 |
| 92160 | Urban | Q1 |
| 92161 | Urban | Q2 |
| 92163 | Urban | Q2 |
| 92165 | Urban | Q4 |
| 92166 | Urban | Q2 |
| 92167 | Urban | Q2 |
| 92168 | Urban | Q3 |
| 92169 | Urban | Q2 |
| 92170 | Urban | Q4 |
| 92171 | Urban | Q3 |
| 92172 | Urban | Q1 |
| 92173 | Urban | Q4 |
| 92174 | Urban | Q4 |
| 92175 | Urban | Q4 |
| 92176 | Urban | Q3 |
| 92177 | Urban | Q2 |
| 92178 | Urban | Q1 |
| 92179 | Urban | Q4 |
| 92182 | Urban | Q4 |
| 92186 | Urban | Q2 |
| 92187 | Urban | Q3 |
| 92190 | Urban | Q1 |
| 92191 | Urban | Q2 |
| 92192 | Urban | Q3 |
| 92193 | Urban | Q2 |
| 92195 | Urban | Q4 |

Appendix D. List of 5-Digit Zip Codes and Mapping to Urban and Socioeconomic Status Categories

| 5-Digit Zip Code | Rural/Urban Categorization | SES Quartile |
|------------------|----------------------------|--------------|
| 92196 | Urban | Q2 |
| 92197 | Urban | Q1 |
| 92198 | Urban | Q1 |
| 92199 | Urban | Q1 |
| 92201 | Urban | Q4 |
| 92202 | Urban | Q4 |
| 92203 | Urban | Q2 |
| 92210 | Urban | Q1 |
| 92211 | Urban | Q1 |
| 92220 | Urban | Q4 |
| 92222 | Urban | Missing |
| 92223 | Urban | Q2 |
| 92225 | Large Rural | Q4 |
| 92226 | Large Rural | Q4 |
| 92227 | Urban | Q4 |
| 92230 | Urban | Q4 |
| 92231 | Urban | Q4 |
| 92232 | Urban | Q4 |
| 92233 | Urban | Q4 |
| 92234 | Urban | Q4 |
| 92235 | Urban | Q4 |
| 92236 | Urban | Q4 |
| 92239 | Isolated | Q3 |
| 92240 | Urban | Q4 |
| 92241 | Urban | Q3 |
| 92242 | Isolated | Q2 |
| 92243 | Urban | Q4 |
| 92244 | Urban | Q4 |
| 92247 | Urban | Q2 |
| 92248 | Urban | Q2 |
| 92249 | Urban | Q3 |
| 92250 | Urban | Q4 |
| 92251 | Urban | Q2 |
| 92252 | Large Rural | Q3 |
| 92253 | Urban | Q2 |
| 92254 | Urban | Q4 |
| 92255 | Urban | Q3 |
| 92256 | Urban | Q3 |
| 92257 | Isolated | Q4 |
| 92258 | Urban | Q2 |
| 92259 | Urban | Q4 |
| 92260 | Urban | Q3 |
| 92261 | Urban | Q3 |
| 92262 | Urban | Q4 |

Appendix D. List of 5-Digit Zip Codes and Mapping to Urban and Socioeconomic Status Categories

| 5-Digit Zip Code | Rural/Urban Categorization | SES Quartile |
|------------------|----------------------------|--------------|
| 92263 | Urban | Q4 |
| 92264 | Urban | Q3 |
| 92266 | Isolated | Q1 |
| 92267 | Small Rural | Missing |
| 92268 | Isolated | Q1 |
| 92270 | Urban | Q1 |
| 92273 | Urban | Q4 |
| 92274 | Urban | Q4 |
| 92275 | Urban | Q4 |
| 92276 | Urban | Q3 |
| 92277 | Small Rural | Q4 |
| 92278 | Small Rural | Q1 |
| 92280 | Small Rural | Q1 |
| 92281 | Isolated | Q4 |
| 92282 | Urban | Q4 |
| 92283 | Urban | Q4 |
| 92284 | Large Rural | Q4 |
| 92285 | Large Rural | Q3 |
| 92286 | Large Rural | Q4 |
| 92301 | Urban | Q4 |
| 92304 | Large Rural | Q3 |
| 92305 | Urban | Q2 |
| 92307 | Urban | Q3 |
| 92308 | Urban | Q4 |
| 92309 | Large Rural | Q4 |
| 92310 | Small Rural | Q2 |
| 92311 | Large Rural | Q4 |
| 92312 | Large Rural | Q4 |
| 92313 | Urban | Q3 |
| 92314 | Large Rural | Q3 |
| 92315 | Large Rural | Q3 |
| 92316 | Urban | Q4 |
| 92317 | Urban | Q1 |
| 92318 | Urban | Q3 |
| 92320 | Urban | Q2 |
| 92321 | Urban | Q2 |
| 92322 | Urban | Q2 |
| 92323 | Large Rural | Q1 |
| 92324 | Urban | Q4 |
| 92325 | Urban | Q2 |
| 92327 | Urban | Q2 |
| 92328 | Isolated | Q2 |
| 92329 | Urban | Q3 |
| 92331 | Urban | Q3 |

Appendix D. List of 5-Digit Zip Codes and Mapping to Urban and Socioeconomic Status Categories

| 5-Digit Zip Code | Rural/Urban Categorization | SES Quartile |
|------------------|----------------------------|--------------|
| 92332 | Large Rural | Q1 |
| 92333 | Large Rural | Q1 |
| 92334 | Urban | Q4 |
| 92335 | Urban | Q4 |
| 92336 | Urban | Q2 |
| 92337 | Urban | Q3 |
| 92338 | Large Rural | Missing |
| 92339 | Urban | Q1 |
| 92340 | Urban | Q4 |
| 92341 | Urban | Q3 |
| 92342 | Urban | Q2 |
| 92344 | Urban | Q3 |
| 92345 | Urban | Q4 |
| 92346 | Urban | Q3 |
| 92347 | Large Rural | Q3 |
| 92350 | Urban | Q3 |
| 92352 | Urban | Q1 |
| 92354 | Urban | Q3 |
| 92356 | Isolated | Q3 |
| 92357 | Urban | Q3 |
| 92358 | Urban | Q2 |
| 92359 | Urban | Q2 |
| 92363 | Small Rural | Q4 |
| 92364 | Large Rural | Q1 |
| 92365 | Large Rural | Q3 |
| 92366 | Large Rural | Q1 |
| 92368 | Urban | Q4 |
| 92369 | Urban | Q3 |
| 92371 | Urban | Q3 |
| 92372 | Urban | Q2 |
| 92373 | Urban | Q2 |
| 92374 | Urban | Q3 |
| 92375 | Urban | Q2 |
| 92376 | Urban | Q4 |
| 92377 | Urban | Q2 |
| 92378 | Urban | Q1 |
| 92382 | Urban | Q2 |
| 92384 | Isolated | Q2 |
| 92385 | Urban | Q1 |
| 92386 | Large Rural | Q3 |
| 92389 | Isolated | Q3 |
| 92391 | Urban | Q4 |
| 92392 | Urban | Q3 |
| 92393 | Urban | Q4 |

Appendix D. List of 5-Digit Zip Codes and Mapping to Urban and Socioeconomic Status Categories

| 5-Digit Zip Code | Rural/Urban Categorization | SES Quartile |
|------------------|----------------------------|--------------|
| 92394 | Urban | Q4 |
| 92395 | Urban | Q4 |
| 92397 | Urban | Q2 |
| 92398 | Urban | Q4 |
| 92399 | Urban | Q3 |
| 92401 | Urban | Q4 |
| 92402 | Urban | Q4 |
| 92403 | Urban | Q4 |
| 92404 | Urban | Q4 |
| 92405 | Urban | Q4 |
| 92406 | Urban | Q4 |
| 92407 | Urban | Q4 |
| 92408 | Urban | Q4 |
| 92410 | Urban | Q4 |
| 92411 | Urban | Q4 |
| 92413 | Urban | Q4 |
| 92415 | Urban | Q4 |
| 92418 | Urban | Q4 |
| 92423 | Urban | Q4 |
| 92427 | Urban | Q4 |
| 92501 | Urban | Q4 |
| 92502 | Urban | Q4 |
| 92503 | Urban | Q4 |
| 92504 | Urban | Q4 |
| 92505 | Urban | Q4 |
| 92506 | Urban | Q2 |
| 92507 | Urban | Q4 |
| 92508 | Urban | Q2 |
| 92509 | Urban | Q4 |
| 92513 | Urban | Q4 |
| 92514 | Urban | Q4 |
| 92516 | Urban | Q2 |
| 92517 | Urban | Q4 |
| 92518 | Urban | Q4 |
| 92519 | Urban | Q4 |
| 92521 | Urban | Q4 |
| 92522 | Urban | Q4 |
| 92530 | Urban | Q4 |
| 92531 | Urban | Q4 |
| 92532 | Urban | Q2 |
| 92536 | Urban | Q2 |
| 92539 | Isolated | Q3 |
| 92543 | Urban | Q4 |
| 92544 | Urban | Q4 |

Appendix D. List of 5-Digit Zip Codes and Mapping to Urban and Socioeconomic Status Categories

| 5-Digit Zip Code | Rural/Urban Categorization | SES Quartile |
|------------------|----------------------------|--------------|
| 92545 | Urban | Q3 |
| 92546 | Urban | Q4 |
| 92548 | Urban | Q4 |
| 92549 | Isolated | Q2 |
| 92551 | Urban | Q4 |
| 92552 | Urban | Q4 |
| 92553 | Urban | Q4 |
| 92554 | Urban | Q4 |
| 92555 | Urban | Q3 |
| 92556 | Urban | Q4 |
| 92557 | Urban | Q3 |
| 92561 | Urban | Q1 |
| 92562 | Urban | Q2 |
| 92563 | Urban | Q2 |
| 92564 | Urban | Q2 |
| 92567 | Urban | Q3 |
| 92570 | Urban | Q4 |
| 92571 | Urban | Q4 |
| 92572 | Urban | Q4 |
| 92581 | Urban | Q4 |
| 92582 | Urban | Q3 |
| 92583 | Urban | Q4 |
| 92584 | Urban | Q2 |
| 92585 | Urban | Q3 |
| 92586 | Urban | Q3 |
| 92587 | Urban | Q2 |
| 92589 | Urban | Q1 |
| 92590 | Urban | Q3 |
| 92591 | Urban | Q3 |
| 92592 | Urban | Q1 |
| 92593 | Urban | Q3 |
| 92595 | Urban | Q3 |
| 92596 | Urban | Q2 |
| 92599 | Urban | Q4 |
| 92602 | Urban | Q2 |
| 92603 | Urban | Q1 |
| 92604 | Urban | Q2 |
| 92605 | Urban | Q3 |
| 92606 | Urban | Q2 |
| 92607 | Urban | Q1 |
| 92609 | Urban | Q2 |
| 92610 | Urban | Q1 |
| 92612 | Urban | Q3 |
| 92614 | Urban | Q2 |

Appendix D. List of 5-Digit Zip Codes and Mapping to Urban and Socioeconomic Status Categories

| 5-Digit Zip Code | Rural/Urban Categorization | SES Quartile |
|------------------|----------------------------|--------------|
| 92615 | Urban | Q1 |
| 92616 | Urban | Q3 |
| 92617 | Urban | Q3 |
| 92618 | Urban | Q2 |
| 92619 | Urban | Q2 |
| 92620 | Urban | Q1 |
| 92623 | Urban | Q2 |
| 92624 | Urban | Q2 |
| 92625 | Urban | Q1 |
| 92626 | Urban | Q3 |
| 92627 | Urban | Q4 |
| 92628 | Urban | Q3 |
| 92629 | Urban | Q1 |
| 92630 | Urban | Q2 |
| 92637 | Urban | Q1 |
| 92646 | Urban | Q1 |
| 92647 | Urban | Q3 |
| 92648 | Urban | Q2 |
| 92649 | Urban | Q2 |
| 92650 | Urban | Q2 |
| 92651 | Urban | Q1 |
| 92652 | Urban | Q1 |
| 92653 | Urban | Q2 |
| 92654 | Urban | Q2 |
| 92655 | Urban | Q4 |
| 92656 | Urban | Q1 |
| 92657 | Urban | Q1 |
| 92658 | Urban | Q1 |
| 92659 | Urban | Q2 |
| 92660 | Urban | Q1 |
| 92661 | Urban | Q2 |
| 92662 | Urban | Q1 |
| 92663 | Urban | Q2 |
| 92672 | Urban | Q2 |
| 92673 | Urban | Q1 |
| 92674 | Urban | Q2 |
| 92675 | Urban | Q3 |
| 92676 | Urban | Q1 |
| 92677 | Urban | Q1 |
| 92678 | Urban | Q2 |
| 92679 | Urban | Q1 |
| 92683 | Urban | Q4 |
| 92684 | Urban | Q4 |
| 92685 | Urban | Q4 |

Appendix D. List of 5-Digit Zip Codes and Mapping to Urban and Socioeconomic Status Categories

| 5-Digit Zip Code | Rural/Urban Categorization | SES Quartile |
|------------------|----------------------------|--------------|
| 92688 | Urban | Q1 |
| 92690 | Urban | Q1 |
| 92691 | Urban | Q1 |
| 92692 | Urban | Q1 |
| 92693 | Urban | Q3 |
| 92694 | Urban | Q1 |
| 92697 | Urban | Q3 |
| 92698 | Urban | Q1 |
| 92701 | Urban | Q4 |
| 92702 | Urban | Q4 |
| 92703 | Urban | Q4 |
| 92704 | Urban | Q4 |
| 92705 | Urban | Q2 |
| 92706 | Urban | Q4 |
| 92707 | Urban | Q4 |
| 92708 | Urban | Q2 |
| 92711 | Urban | Q2 |
| 92712 | Urban | Q4 |
| 92728 | Urban | Q2 |
| 92735 | Urban | Q2 |
| 92780 | Urban | Q3 |
| 92781 | Urban | Q3 |
| 92782 | Urban | Q2 |
| 92799 | Urban | Q4 |
| 92801 | Urban | Q4 |
| 92802 | Urban | Q4 |
| 92803 | Urban | Q4 |
| 92804 | Urban | Q4 |
| 92805 | Urban | Q4 |
| 92806 | Urban | Q3 |
| 92807 | Urban | Q1 |
| 92808 | Urban | Q1 |
| 92809 | Urban | Q1 |
| 92811 | Urban | Q3 |
| 92812 | Urban | Q4 |
| 92814 | Urban | Q4 |
| 92815 | Urban | Q4 |
| 92816 | Urban | Q3 |
| 92817 | Urban | Q1 |
| 92821 | Urban | Q2 |
| 92822 | Urban | Q2 |
| 92823 | Urban | Q1 |
| 92825 | Urban | Q4 |
| 92831 | Urban | Q4 |

Appendix D. List of 5-Digit Zip Codes and Mapping to Urban and Socioeconomic Status Categories

| 5-Digit Zip Code | Rural/Urban Categorization | SES Quartile |
|------------------|----------------------------|--------------|
| 92832 | Urban | Q4 |
| 92833 | Urban | Q3 |
| 92834 | Urban | Q4 |
| 92835 | Urban | Q1 |
| 92836 | Urban | Q4 |
| 92837 | Urban | Q3 |
| 92838 | Urban | Q1 |
| 92840 | Urban | Q3 |
| 92841 | Urban | Q4 |
| 92842 | Urban | Q3 |
| 92843 | Urban | Q4 |
| 92844 | Urban | Q4 |
| 92845 | Urban | Q1 |
| 92846 | Urban | Q1 |
| 92850 | Urban | Q4 |
| 92856 | Urban | Q4 |
| 92857 | Urban | Q2 |
| 92859 | Urban | Q2 |
| 92860 | Urban | Q2 |
| 92861 | Urban | Q1 |
| 92862 | Urban | Q2 |
| 92863 | Urban | Q3 |
| 92864 | Urban | Q3 |
| 92865 | Urban | Q2 |
| 92866 | Urban | Q4 |
| 92867 | Urban | Q3 |
| 92868 | Urban | Q4 |
| 92869 | Urban | Q2 |
| 92870 | Urban | Q3 |
| 92871 | Urban | Q3 |
| 92877 | Urban | Q1 |
| 92878 | Urban | Q3 |
| 92879 | Urban | Q3 |
| 92880 | Urban | Q2 |
| 92881 | Urban | Q1 |
| 92882 | Urban | Q3 |
| 92883 | Urban | Q1 |
| 92885 | Urban | Q1 |
| 92886 | Urban | Q1 |
| 92887 | Urban | Q1 |
| 92899 | Urban | Q1 |
| 93001 | Urban | Q3 |
| 93002 | Urban | Q3 |
| 93003 | Urban | Q3 |

Appendix D. List of 5-Digit Zip Codes and Mapping to Urban and Socioeconomic Status Categories

| 5-Digit Zip Code | Rural/Urban Categorization | SES Quartile |
|------------------|----------------------------|--------------|
| 93004 | Urban | Q3 |
| 93005 | Urban | Q3 |
| 93006 | Urban | Q3 |
| 93007 | Urban | Q3 |
| 93009 | Urban | Q3 |
| 93010 | Urban | Q2 |
| 93011 | Urban | Q2 |
| 93012 | Urban | Q1 |
| 93013 | Urban | Q2 |
| 93014 | Urban | Q2 |
| 93015 | Urban | Q4 |
| 93016 | Urban | Q4 |
| 93020 | Urban | Q2 |
| 93021 | Urban | Q2 |
| 93022 | Urban | Q2 |
| 93023 | Urban | Q2 |
| 93024 | Urban | Q2 |
| 93030 | Urban | Q4 |
| 93031 | Urban | Q3 |
| 93032 | Urban | Q4 |
| 93033 | Urban | Q4 |
| 93034 | Urban | Q4 |
| 93035 | Urban | Q2 |
| 93036 | Urban | Q3 |
| 93040 | Large Rural | Q3 |
| 93041 | Urban | Q4 |
| 93042 | Urban | Q1 |
| 93043 | Urban | Q3 |
| 93044 | Urban | Q4 |
| 93060 | Urban | Q4 |
| 93061 | Urban | Q4 |
| 93062 | Urban | Q2 |
| 93063 | Urban | Q2 |
| 93064 | Urban | Missing |
| 93065 | Urban | Q2 |
| 93066 | Urban | Q2 |
| 93067 | Urban | Q1 |
| 93094 | Urban | Q2 |
| 93099 | Urban | Q2 |
| 93101 | Urban | Q4 |
| 93102 | Urban | Q4 |
| 93103 | Urban | Q4 |
| 93105 | Urban | Q2 |
| 93106 | Urban | Q4 |

Appendix D. List of 5-Digit Zip Codes and Mapping to Urban and Socioeconomic Status Categories

| 5-Digit Zip Code | Rural/Urban Categorization | SES Quartile |
|------------------|----------------------------|--------------|
| 93107 | Urban | Q4 |
| 93108 | Urban | Q1 |
| 93109 | Urban | Q2 |
| 93110 | Urban | Q2 |
| 93111 | Urban | Q2 |
| 93116 | Urban | Q2 |
| 93117 | Urban | Q4 |
| 93118 | Urban | Q4 |
| 93120 | Urban | Q4 |
| 93121 | Urban | Q4 |
| 93130 | Urban | Q2 |
| 93140 | Urban | Q4 |
| 93150 | Urban | Q1 |
| 93160 | Urban | Q2 |
| 93190 | Urban | Q4 |
| 93199 | Urban | Q4 |
| 93201 | Large Rural | Q4 |
| 93202 | Urban | Q4 |
| 93203 | Urban | Q4 |
| 93204 | Large Rural | Q4 |
| 93205 | Small Rural | Q3 |
| 93206 | Urban | Q4 |
| 93207 | Urban | Q2 |
| 93208 | Urban | Q1 |
| 93210 | Large Rural | Q4 |
| 93212 | Large Rural | Q4 |
| 93215 | Urban | Q4 |
| 93216 | Urban | Q4 |
| 93218 | Small Rural | Q4 |
| 93219 | Large Rural | Q4 |
| 93220 | Urban | Q4 |
| 93221 | Urban | Q4 |
| 93222 | Isolated | Q2 |
| 93223 | Urban | Q4 |
| 93224 | Urban | Q3 |
| 93225 | Urban | Q2 |
| 93226 | Isolated | Q1 |
| 93227 | Urban | Q4 |
| 93230 | Urban | Q4 |
| 93232 | Urban | Q4 |
| 93234 | Small Rural | Q4 |
| 93235 | Urban | Q4 |
| 93237 | Urban | Q1 |
| 93238 | Isolated | Q1 |

Appendix D. List of 5-Digit Zip Codes and Mapping to Urban and Socioeconomic Status Categories

| 5-Digit Zip Code | Rural/Urban Categorization | SES Quartile |
|------------------|----------------------------|--------------|
| 93239 | Isolated | Q3 |
| 93240 | Small Rural | Q3 |
| 93241 | Urban | Q4 |
| 93242 | Isolated | Q4 |
| 93243 | Isolated | Q3 |
| 93244 | Urban | Q2 |
| 93245 | Urban | Q4 |
| 93246 | Urban | Q4 |
| 93247 | Large Rural | Q4 |
| 93249 | Isolated | Q4 |
| 93250 | Urban | Q4 |
| 93251 | Urban | Q3 |
| 93252 | Large Rural | Q4 |
| 93254 | Isolated | Q4 |
| 93255 | Isolated | Q3 |
| 93256 | Large Rural | Q4 |
| 93257 | Urban | Q4 |
| 93258 | Urban | Q4 |
| 93260 | Urban | Q4 |
| 93261 | Large Rural | Q4 |
| 93262 | Urban | Q2 |
| 93263 | Urban | Q4 |
| 93265 | Urban | Q1 |
| 93266 | Isolated | Q4 |
| 93267 | Urban | Q4 |
| 93268 | Large Rural | Q4 |
| 93270 | Small Rural | Q4 |
| 93271 | Urban | Q1 |
| 93272 | Urban | Q4 |
| 93274 | Urban | Q4 |
| 93275 | Urban | Q4 |
| 93276 | Urban | Q4 |
| 93277 | Urban | Q3 |
| 93278 | Urban | Q3 |
| 93279 | Urban | Q4 |
| 93280 | Large Rural | Q4 |
| 93282 | Urban | Q4 |
| 93283 | Urban | Q3 |
| 93285 | Isolated | Q1 |
| 93286 | Urban | Q4 |
| 93287 | Isolated | Q1 |
| 93290 | Urban | Q4 |
| 93291 | Urban | Q4 |
| 93292 | Urban | Q4 |

Appendix D. List of 5-Digit Zip Codes and Mapping to Urban and Socioeconomic Status Categories

| 5-Digit Zip Code | Rural/Urban Categorization | SES Quartile |
|------------------|----------------------------|--------------|
| 93301 | Urban | Q4 |
| 93302 | Urban | Q4 |
| 93303 | Urban | Q4 |
| 93304 | Urban | Q4 |
| 93305 | Urban | Q4 |
| 93306 | Urban | Q4 |
| 93307 | Urban | Q4 |
| 93308 | Urban | Q4 |
| 93309 | Urban | Q4 |
| 93311 | Urban | Q2 |
| 93312 | Urban | Q1 |
| 93313 | Urban | Q3 |
| 93314 | Urban | Q1 |
| 93380 | Urban | Q4 |
| 93383 | Urban | Q3 |
| 93384 | Urban | Q4 |
| 93385 | Urban | Q4 |
| 93386 | Urban | Q4 |
| 93387 | Urban | Q4 |
| 93388 | Urban | Q4 |
| 93389 | Urban | Q4 |
| 93390 | Urban | Q2 |
| 93401 | Urban | Q3 |
| 93402 | Urban | Q2 |
| 93403 | Urban | Q4 |
| 93405 | Urban | Q4 |
| 93406 | Urban | Q3 |
| 93407 | Urban | Q4 |
| 93408 | Urban | Q3 |
| 93409 | Urban | Q4 |
| 93410 | Urban | Missing |
| 93412 | Urban | Q2 |
| 93420 | Urban | Q2 |
| 93421 | Urban | Q2 |
| 93422 | Urban | Q2 |
| 93423 | Urban | Q2 |
| 93424 | Urban | Q1 |
| 93426 | Isolated | Q2 |
| 93427 | Large Rural | Q1 |
| 93428 | Small Rural | Q1 |
| 93429 | Small Rural | Q1 |
| 93430 | Urban | Q1 |
| 93432 | Urban | Q1 |
| 93433 | Urban | Q3 |

Appendix D. List of 5-Digit Zip Codes and Mapping to Urban and Socioeconomic Status Categories

| 5-Digit Zip Code | Rural/Urban Categorization | SES Quartile |
|------------------|----------------------------|--------------|
| 93434 | Urban | Q4 |
| 93435 | Urban | Q1 |
| 93436 | Urban | Q4 |
| 93437 | Small Rural | Q2 |
| 93438 | Urban | Q4 |
| 93440 | Large Rural | Q4 |
| 93441 | Large Rural | Q1 |
| 93442 | Urban | Q2 |
| 93443 | Urban | Q2 |
| 93444 | Urban | Q2 |
| 93445 | Urban | Q4 |
| 93446 | Urban | Q2 |
| 93447 | Urban | Q2 |
| 93448 | Urban | Q1 |
| 93449 | Urban | Q1 |
| 93450 | Isolated | Q4 |
| 93451 | Urban | Q3 |
| 93452 | Isolated | Q4 |
| 93453 | Urban | Q2 |
| 93454 | Urban | Q4 |
| 93455 | Urban | Q2 |
| 93456 | Urban | Q4 |
| 93457 | Urban | Q2 |
| 93458 | Urban | Q4 |
| 93460 | Large Rural | Q1 |
| 93461 | Urban | Q3 |
| 93463 | Large Rural | Q2 |
| 93464 | Large Rural | Q2 |
| 93465 | Urban | Q1 |
| 93475 | Urban | Q4 |
| 93483 | Urban | Q3 |
| 93501 | Small Rural | Q4 |
| 93502 | Small Rural | Q4 |
| 93504 | Isolated | Q4 |
| 93505 | Isolated | Q4 |
| 93510 | Urban | Q1 |
| 93512 | Small Rural | Q1 |
| 93513 | Small Rural | Q2 |
| 93514 | Small Rural | Q2 |
| 93515 | Small Rural | Q2 |
| 93516 | Isolated | Q4 |
| 93517 | Isolated | Q2 |
| 93518 | Small Rural | Q4 |
| 93519 | Isolated | Q1 |

Appendix D. List of 5-Digit Zip Codes and Mapping to Urban and Socioeconomic Status Categories

| 5-Digit Zip Code | Rural/Urban Categorization | SES Quartile |
|------------------|----------------------------|--------------|
| 93522 | Isolated | Q1 |
| 93523 | Isolated | Q3 |
| 93524 | Isolated | Q1 |
| 93526 | Small Rural | Q2 |
| 93527 | Large Rural | Q1 |
| 93528 | Isolated | Q1 |
| 93529 | Small Rural | Q1 |
| 93530 | Small Rural | Q2 |
| 93531 | Large Rural | Q2 |
| 93532 | Urban | Q2 |
| 93534 | Urban | Q4 |
| 93535 | Urban | Q4 |
| 93536 | Urban | Q3 |
| 93539 | Urban | Q3 |
| 93541 | Isolated | Q1 |
| 93542 | Isolated | Q1 |
| 93543 | Urban | Q3 |
| 93544 | Urban | Q1 |
| 93545 | Isolated | Q4 |
| 93546 | Small Rural | Q2 |
| 93549 | Isolated | Q1 |
| 93550 | Urban | Q4 |
| 93551 | Urban | Q2 |
| 93552 | Urban | Q3 |
| 93553 | Urban | Q2 |
| 93554 | Isolated | Q1 |
| 93555 | Large Rural | Q3 |
| 93556 | Large Rural | Q3 |
| 93558 | Large Rural | Q2 |
| 93560 | Urban | Q3 |
| 93561 | Large Rural | Q2 |
| 93562 | Isolated | Q4 |
| 93563 | Urban | Q2 |
| 93581 | Large Rural | Q2 |
| 93584 | Urban | Q4 |
| 93586 | Urban | Q3 |
| 93590 | Urban | Q4 |
| 93591 | Urban | Q4 |
| 93592 | Isolated | Q1 |
| 93596 | Isolated | Q4 |
| 93599 | Urban | Q4 |
| 93601 | Isolated | Q2 |
| 93602 | Urban | Q2 |
| 93603 | Urban | Q2 |

Appendix D. List of 5-Digit Zip Codes and Mapping to Urban and Socioeconomic Status Categories

| 5-Digit Zip Code | Rural/Urban Categorization | SES Quartile |
|------------------|----------------------------|--------------|
| 93604 | Isolated | Q2 |
| 93605 | Urban | Q1 |
| 93606 | Urban | Q4 |
| 93607 | Small Rural | Q4 |
| 93608 | Small Rural | Q4 |
| 93609 | Urban | Q4 |
| 93610 | Large Rural | Q4 |
| 93611 | Urban | Q2 |
| 93612 | Urban | Q4 |
| 93613 | Urban | Q4 |
| 93614 | Isolated | Q2 |
| 93615 | Urban | Q4 |
| 93616 | Urban | Q4 |
| 93618 | Large Rural | Q4 |
| 93619 | Urban | Q1 |
| 93620 | Small Rural | Q4 |
| 93621 | Urban | Q3 |
| 93622 | Small Rural | Q4 |
| 93623 | Isolated | Q2 |
| 93624 | Small Rural | Q4 |
| 93625 | Urban | Q4 |
| 93626 | Urban | Q1 |
| 93627 | Small Rural | Q3 |
| 93628 | Urban | Q1 |
| 93630 | Urban | Q4 |
| 93631 | Urban | Q3 |
| 93633 | Urban | Missing |
| 93634 | Urban | Q3 |
| 93635 | Large Rural | Q4 |
| 93636 | Urban | Q1 |
| 93637 | Urban | Q4 |
| 93638 | Urban | Q4 |
| 93639 | Urban | Q4 |
| 93640 | Large Rural | Q4 |
| 93641 | Urban | Q1 |
| 93642 | Urban | Q3 |
| 93643 | Isolated | Q2 |
| 93644 | Small Rural | Q2 |
| 93645 | Isolated | Q1 |
| 93646 | Small Rural | Q4 |
| 93647 | Urban | Q4 |
| 93648 | Urban | Q4 |
| 93649 | Large Rural | Q4 |
| 93650 | Urban | Q4 |

Appendix D. List of 5-Digit Zip Codes and Mapping to Urban and Socioeconomic Status Categories

| 5-Digit Zip Code | Rural/Urban Categorization | SES Quartile |
|------------------|----------------------------|--------------|
| 93651 | Urban | Q1 |
| 93652 | Urban | Q4 |
| 93653 | Isolated | Q1 |
| 93654 | Large Rural | Q4 |
| 93656 | Small Rural | Q4 |
| 93657 | Urban | Q4 |
| 93660 | Small Rural | Q4 |
| 93661 | Small Rural | Q4 |
| 93662 | Urban | Q4 |
| 93664 | Urban | Q1 |
| 93665 | Small Rural | Q3 |
| 93666 | Large Rural | Q4 |
| 93667 | Urban | Q2 |
| 93668 | Small Rural | Q4 |
| 93669 | Isolated | Q3 |
| 93670 | Urban | Q4 |
| 93673 | Urban | Q4 |
| 93675 | Urban | Q2 |
| 93701 | Urban | Q4 |
| 93702 | Urban | Q4 |
| 93703 | Urban | Q4 |
| 93704 | Urban | Q4 |
| 93705 | Urban | Q4 |
| 93706 | Urban | Q4 |
| 93707 | Urban | Q4 |
| 93708 | Urban | Q4 |
| 93709 | Urban | Q4 |
| 93710 | Urban | Q4 |
| 93711 | Urban | Q2 |
| 93712 | Urban | Q4 |
| 93714 | Urban | Q4 |
| 93715 | Urban | Q4 |
| 93716 | Urban | Q4 |
| 93717 | Urban | Q4 |
| 93718 | Urban | Q4 |
| 93720 | Urban | Q2 |
| 93721 | Urban | Q4 |
| 93722 | Urban | Q4 |
| 93723 | Urban | Q2 |
| 93724 | Urban | Q4 |
| 93725 | Urban | Q4 |
| 93726 | Urban | Q4 |
| 93727 | Urban | Q4 |
| 93728 | Urban | Q4 |

Appendix D. List of 5-Digit Zip Codes and Mapping to Urban and Socioeconomic Status Categories

| 5-Digit Zip Code | Rural/Urban Categorization | SES Quartile |
|------------------|----------------------------|--------------|
| 93729 | Urban | Q2 |
| 93730 | Urban | Q1 |
| 93737 | Urban | Q4 |
| 93740 | Urban | Q4 |
| 93741 | Urban | Q4 |
| 93744 | Urban | Q4 |
| 93745 | Urban | Q4 |
| 93747 | Urban | Q4 |
| 93750 | Urban | Q4 |
| 93755 | Urban | Q4 |
| 93760 | Urban | Q4 |
| 93761 | Urban | Q4 |
| 93764 | Urban | Q4 |
| 93765 | Urban | Q2 |
| 93771 | Urban | Q4 |
| 93772 | Urban | Q4 |
| 93773 | Urban | Q4 |
| 93774 | Urban | Q4 |
| 93775 | Urban | Q4 |
| 93776 | Urban | Q4 |
| 93777 | Urban | Q4 |
| 93778 | Urban | Q4 |
| 93779 | Urban | Q4 |
| 93786 | Urban | Q4 |
| 93790 | Urban | Q4 |
| 93791 | Urban | Q4 |
| 93792 | Urban | Q4 |
| 93793 | Urban | Q4 |
| 93794 | Urban | Q4 |
| 93844 | Urban | Q4 |
| 93888 | Urban | Q4 |
| 93901 | Urban | Q4 |
| 93902 | Urban | Q4 |
| 93905 | Urban | Q4 |
| 93906 | Urban | Q4 |
| 93907 | Urban | Q3 |
| 93908 | Urban | Q1 |
| 93912 | Urban | Q3 |
| 93915 | Urban | Q4 |
| 93920 | Isolated | Q3 |
| 93921 | Urban | Q1 |
| 93922 | Urban | Q1 |
| 93923 | Urban | Q1 |
| 93924 | Urban | Q2 |

Appendix D. List of 5-Digit Zip Codes and Mapping to Urban and Socioeconomic Status Categories

| 5-Digit Zip Code | Rural/Urban Categorization | SES Quartile |
|------------------|----------------------------|--------------|
| 93925 | Urban | Q3 |
| 93926 | Urban | Q4 |
| 93927 | Large Rural | Q4 |
| 93928 | Isolated | Q1 |
| 93930 | Large Rural | Q4 |
| 93932 | Isolated | Q4 |
| 93933 | Urban | Q3 |
| 93940 | Urban | Q2 |
| 93942 | Urban | Q2 |
| 93943 | Urban | Missing |
| 93944 | Urban | Q2 |
| 93950 | Urban | Q2 |
| 93953 | Urban | Q1 |
| 93954 | Large Rural | Q4 |
| 93955 | Urban | Q4 |
| 93960 | Large Rural | Q4 |
| 93962 | Urban | Q1 |
| 94002 | Urban | Q1 |
| 94005 | Urban | Q2 |
| 94010 | Urban | Q1 |
| 94011 | Urban | Q1 |
| 94014 | Urban | Q3 |
| 94015 | Urban | Q3 |
| 94016 | Urban | Q3 |
| 94017 | Urban | Q3 |
| 94018 | Urban | Q2 |
| 94019 | Urban | Q2 |
| 94020 | Isolated | Q1 |
| 94021 | Isolated | Q3 |
| 94022 | Urban | Q1 |
| 94023 | Urban | Q1 |
| 94024 | Urban | Q1 |
| 94025 | Urban | Q2 |
| 94026 | Urban | Q2 |
| 94027 | Urban | Q1 |
| 94028 | Urban | Q1 |
| 94030 | Urban | Q2 |
| 94035 | Urban | Q2 |
| 94037 | Urban | Q1 |
| 94038 | Urban | Q1 |
| 94039 | Urban | Q2 |
| 94040 | Urban | Q2 |
| 94041 | Urban | Q2 |
| 94042 | Urban | Q2 |

Appendix D. List of 5-Digit Zip Codes and Mapping to Urban and Socioeconomic Status Categories

| 5-Digit Zip Code | Rural/Urban Categorization | SES Quartile |
|------------------|----------------------------|--------------|
| 94043 | Urban | Q2 |
| 94044 | Urban | Q1 |
| 94060 | Isolated | Q3 |
| 94061 | Urban | Q3 |
| 94062 | Urban | Q1 |
| 94063 | Urban | Q4 |
| 94064 | Urban | Q4 |
| 94065 | Urban | Q1 |
| 94066 | Urban | Q2 |
| 94070 | Urban | Q1 |
| 94074 | Isolated | Q2 |
| 94080 | Urban | Q3 |
| 94083 | Urban | Q3 |
| 94085 | Urban | Q3 |
| 94086 | Urban | Q2 |
| 94087 | Urban | Q1 |
| 94088 | Urban | Q2 |
| 94089 | Urban | Q2 |
| 94102 | Urban | Q4 |
| 94103 | Urban | Q4 |
| 94104 | Urban | Q4 |
| 94105 | Urban | Q2 |
| 94107 | Urban | Q3 |
| 94108 | Urban | Q4 |
| 94109 | Urban | Q3 |
| 94110 | Urban | Q3 |
| 94111 | Urban | Q3 |
| 94112 | Urban | Q3 |
| 94114 | Urban | Q2 |
| 94115 | Urban | Q3 |
| 94116 | Urban | Q2 |
| 94117 | Urban | Q2 |
| 94118 | Urban | Q3 |
| 94119 | Urban | Q2 |
| 94120 | Urban | Q4 |
| 94121 | Urban | Q3 |
| 94122 | Urban | Q3 |
| 94123 | Urban | Q2 |
| 94124 | Urban | Q4 |
| 94125 | Urban | Q2 |
| 94126 | Urban | Q3 |
| 94127 | Urban | Q1 |
| 94128 | Urban | Q2 |
| 94129 | Urban | Q2 |

Appendix D. List of 5-Digit Zip Codes and Mapping to Urban and Socioeconomic Status Categories

| 5-Digit Zip Code | Rural/Urban Categorization | SES Quartile |
|------------------|----------------------------|--------------|
| 94130 | Urban | Q4 |
| 94131 | Urban | Q2 |
| 94132 | Urban | Q4 |
| 94133 | Urban | Q4 |
| 94134 | Urban | Q4 |
| 94137 | Urban | Q4 |
| 94139 | Urban | Q4 |
| 94140 | Urban | Q3 |
| 94141 | Urban | Q4 |
| 94142 | Urban | Q4 |
| 94143 | Urban | Q3 |
| 94144 | Urban | Q3 |
| 94145 | Urban | Q4 |
| 94146 | Urban | Q2 |
| 94147 | Urban | Q2 |
| 94151 | Urban | Q2 |
| 94158 | Urban | Q3 |
| 94159 | Urban | Q3 |
| 94160 | Urban | Q4 |
| 94161 | Urban | Q3 |
| 94163 | Urban | Q4 |
| 94164 | Urban | Q3 |
| 94172 | Urban | Q3 |
| 94177 | Urban | Q2 |
| 94188 | Urban | Q4 |
| 94203 | Urban | Q4 |
| 94204 | Urban | Q4 |
| 94205 | Urban | Q4 |
| 94206 | Urban | Q4 |
| 94207 | Urban | Q4 |
| 94208 | Urban | Q4 |
| 94209 | Urban | Q4 |
| 94211 | Urban | Q4 |
| 94229 | Urban | Q4 |
| 94230 | Urban | Q4 |
| 94232 | Urban | Q3 |
| 94234 | Urban | Q4 |
| 94235 | Urban | Q4 |
| 94236 | Urban | Q4 |
| 94237 | Urban | Q4 |
| 94239 | Urban | Q3 |
| 94240 | Urban | Q4 |
| 94244 | Urban | Q4 |
| 94245 | Urban | Q4 |

Appendix D. List of 5-Digit Zip Codes and Mapping to Urban and Socioeconomic Status Categories

| 5-Digit Zip Code | Rural/Urban Categorization | SES Quartile |
|------------------|----------------------------|--------------|
| 94247 | Urban | Q4 |
| 94248 | Urban | Q4 |
| 94249 | Urban | Q3 |
| 94250 | Urban | Q4 |
| 94252 | Urban | Q4 |
| 94254 | Urban | Q4 |
| 94256 | Urban | Q4 |
| 94257 | Urban | Q4 |
| 94258 | Urban | Q4 |
| 94259 | Urban | Q3 |
| 94261 | Urban | Q4 |
| 94262 | Urban | Q4 |
| 94263 | Urban | Q4 |
| 94267 | Urban | Q4 |
| 94268 | Urban | Q4 |
| 94269 | Urban | Q4 |
| 94271 | Urban | Q4 |
| 94273 | Urban | Q4 |
| 94274 | Urban | Q4 |
| 94277 | Urban | Q4 |
| 94278 | Urban | Q4 |
| 94279 | Urban | Q4 |
| 94280 | Urban | Q4 |
| 94282 | Urban | Q4 |
| 94283 | Urban | Q4 |
| 94284 | Urban | Q3 |
| 94285 | Urban | Q3 |
| 94287 | Urban | Q4 |
| 94288 | Urban | Q4 |
| 94289 | Urban | Q4 |
| 94290 | Urban | Q3 |
| 94291 | Urban | Q3 |
| 94293 | Urban | Q3 |
| 94294 | Urban | Q3 |
| 94295 | Urban | Q4 |
| 94296 | Urban | Q4 |
| 94297 | Urban | Q3 |
| 94298 | Urban | Q4 |
| 94299 | Urban | Q4 |
| 94301 | Urban | Q2 |
| 94302 | Urban | Q2 |
| 94303 | Urban | Q3 |
| 94304 | Urban | Q2 |
| 94305 | Urban | Q3 |

Appendix D. List of 5-Digit Zip Codes and Mapping to Urban and Socioeconomic Status Categories

| 5-Digit Zip Code | Rural/Urban Categorization | SES Quartile |
|------------------|----------------------------|--------------|
| 94306 | Urban | Q2 |
| 94309 | Urban | Q3 |
| 94401 | Urban | Q4 |
| 94402 | Urban | Q1 |
| 94403 | Urban | Q2 |
| 94404 | Urban | Q1 |
| 94497 | Urban | Q2 |
| 94501 | Urban | Q3 |
| 94502 | Urban | Q1 |
| 94503 | Urban | Q2 |
| 94505 | Urban | Q1 |
| 94506 | Urban | Q1 |
| 94507 | Urban | Q1 |
| 94508 | Isolated | Q2 |
| 94509 | Urban | Q4 |
| 94510 | Urban | Q1 |
| 94511 | Urban | Q1 |
| 94512 | Small Rural | Q3 |
| 94513 | Urban | Q2 |
| 94514 | Urban | Q2 |
| 94515 | Small Rural | Q3 |
| 94516 | Urban | Q1 |
| 94517 | Urban | Q1 |
| 94518 | Urban | Q2 |
| 94519 | Urban | Q3 |
| 94520 | Urban | Q4 |
| 94521 | Urban | Q2 |
| 94522 | Urban | Q4 |
| 94523 | Urban | Q2 |
| 94524 | Urban | Q4 |
| 94525 | Urban | Q2 |
| 94526 | Urban | Q1 |
| 94527 | Urban | Q4 |
| 94528 | Urban | Q1 |
| 94529 | Urban | Q4 |
| 94530 | Urban | Q2 |
| 94531 | Urban | Q2 |
| 94533 | Urban | Q4 |
| 94534 | Urban | Q1 |
| 94535 | Urban | Q2 |
| 94536 | Urban | Q2 |
| 94537 | Urban | Q2 |
| 94538 | Urban | Q2 |
| 94539 | Urban | Q1 |

Appendix D. List of 5-Digit Zip Codes and Mapping to Urban and Socioeconomic Status Categories

| 5-Digit Zip Code | Rural/Urban Categorization | SES Quartile |
|------------------|----------------------------|--------------|
| 94540 | Urban | Q4 |
| 94541 | Urban | Q4 |
| 94542 | Urban | Q2 |
| 94543 | Urban | Q4 |
| 94544 | Urban | Q4 |
| 94545 | Urban | Q3 |
| 94546 | Urban | Q2 |
| 94547 | Urban | Q1 |
| 94548 | Urban | Q3 |
| 94549 | Urban | Q1 |
| 94550 | Urban | Q1 |
| 94551 | Urban | Q2 |
| 94552 | Urban | Q1 |
| 94553 | Urban | Q2 |
| 94555 | Urban | Q1 |
| 94556 | Urban | Q1 |
| 94557 | Urban | Q3 |
| 94558 | Urban | Q3 |
| 94559 | Urban | Q3 |
| 94560 | Urban | Q2 |
| 94561 | Urban | Q2 |
| 94562 | Small Rural | Q2 |
| 94563 | Urban | Q1 |
| 94564 | Urban | Q2 |
| 94565 | Urban | Q4 |
| 94566 | Urban | Q1 |
| 94567 | Urban | Q1 |
| 94568 | Urban | Q1 |
| 94569 | Urban | Q1 |
| 94570 | Urban | Q1 |
| 94571 | Small Rural | Q2 |
| 94572 | Urban | Q3 |
| 94573 | Small Rural | Q2 |
| 94574 | Small Rural | Q2 |
| 94575 | Urban | Q1 |
| 94576 | Isolated | Q2 |
| 94577 | Urban | Q3 |
| 94578 | Urban | Q4 |
| 94579 | Urban | Q2 |
| 94580 | Urban | Q3 |
| 94581 | Urban | Q3 |
| 94582 | Urban | Q1 |
| 94583 | Urban | Q1 |
| 94585 | Urban | Q3 |

Appendix D. List of 5-Digit Zip Codes and Mapping to Urban and Socioeconomic Status Categories

| 5-Digit Zip Code | Rural/Urban Categorization | SES Quartile |
|------------------|----------------------------|--------------|
| 94586 | Urban | Q1 |
| 94587 | Urban | Q2 |
| 94588 | Urban | Q1 |
| 94589 | Urban | Q4 |
| 94590 | Urban | Q4 |
| 94591 | Urban | Q3 |
| 94592 | Urban | Q1 |
| 94595 | Urban | Q1 |
| 94596 | Urban | Q2 |
| 94597 | Urban | Q2 |
| 94598 | Urban | Q1 |
| 94599 | Small Rural | Q2 |
| 94601 | Urban | Q4 |
| 94602 | Urban | Q3 |
| 94603 | Urban | Q4 |
| 94604 | Urban | Q4 |
| 94605 | Urban | Q4 |
| 94606 | Urban | Q4 |
| 94607 | Urban | Q4 |
| 94608 | Urban | Q3 |
| 94609 | Urban | Q4 |
| 94610 | Urban | Q2 |
| 94611 | Urban | Q2 |
| 94612 | Urban | Q4 |
| 94613 | Urban | Q2 |
| 94614 | Urban | Q4 |
| 94615 | Urban | Q4 |
| 94617 | Urban | Q4 |
| 94618 | Urban | Q1 |
| 94619 | Urban | Q3 |
| 94620 | Urban | Q2 |
| 94621 | Urban | Q4 |
| 94622 | Urban | Q3 |
| 94623 | Urban | Q4 |
| 94624 | Urban | Q4 |
| 94649 | Urban | Q4 |
| 94659 | Urban | Q4 |
| 94660 | Urban | Q4 |
| 94661 | Urban | Q2 |
| 94662 | Urban | Q3 |
| 94666 | Urban | Q2 |
| 94701 | Urban | Q4 |
| 94702 | Urban | Q3 |
| 94703 | Urban | Q3 |

Appendix D. List of 5-Digit Zip Codes and Mapping to Urban and Socioeconomic Status Categories

| 5-Digit Zip Code | Rural/Urban Categorization | SES Quartile |
|------------------|----------------------------|--------------|
| 94704 | Urban | Q4 |
| 94705 | Urban | Q2 |
| 94706 | Urban | Q2 |
| 94707 | Urban | Q1 |
| 94708 | Urban | Q1 |
| 94709 | Urban | Q3 |
| 94710 | Urban | Q4 |
| 94712 | Urban | Q4 |
| 94720 | Urban | Q2 |
| 94801 | Urban | Q4 |
| 94802 | Urban | Q4 |
| 94803 | Urban | Q2 |
| 94804 | Urban | Q4 |
| 94805 | Urban | Q3 |
| 94806 | Urban | Q4 |
| 94807 | Urban | Q4 |
| 94808 | Urban | Q4 |
| 94820 | Urban | Q2 |
| 94850 | Urban | Missing |
| 94901 | Urban | Q3 |
| 94903 | Urban | Q1 |
| 94904 | Urban | Q1 |
| 94912 | Urban | Q3 |
| 94913 | Urban | Q1 |
| 94914 | Urban | Q1 |
| 94915 | Urban | Q3 |
| 94920 | Urban | Q1 |
| 94922 | Urban | Q4 |
| 94923 | Urban | Q1 |
| 94924 | Urban | Q2 |
| 94925 | Urban | Q1 |
| 94926 | Urban | Q3 |
| 94927 | Urban | Q3 |
| 94928 | Urban | Q3 |
| 94929 | Urban | Q1 |
| 94930 | Urban | Q1 |
| 94931 | Urban | Q3 |
| 94933 | Urban | Q2 |
| 94937 | Urban | Q2 |
| 94938 | Urban | Q2 |
| 94939 | Urban | Q1 |
| 94940 | Urban | Q2 |
| 94941 | Urban | Q1 |
| 94942 | Urban | Q1 |

Appendix D. List of 5-Digit Zip Codes and Mapping to Urban and Socioeconomic Status Categories

| 5-Digit Zip Code | Rural/Urban Categorization | SES Quartile |
|------------------|----------------------------|--------------|
| 94945 | Urban | Q2 |
| 94946 | Urban | Q1 |
| 94947 | Urban | Q1 |
| 94948 | Urban | Q1 |
| 94949 | Urban | Q2 |
| 94950 | Urban | Q1 |
| 94951 | Urban | Q2 |
| 94952 | Urban | Q2 |
| 94953 | Urban | Q2 |
| 94954 | Urban | Q2 |
| 94955 | Urban | Q2 |
| 94956 | Urban | Q3 |
| 94957 | Urban | Q1 |
| 94960 | Urban | Q1 |
| 94963 | Urban | Q1 |
| 94964 | Urban | Q2 |
| 94965 | Urban | Q2 |
| 94966 | Urban | Q2 |
| 94970 | Urban | Q1 |
| 94971 | Urban | Q2 |
| 94972 | Urban | Missing |
| 94973 | Urban | Q1 |
| 94974 | Urban | Q2 |
| 94975 | Urban | Q2 |
| 94976 | Urban | Q1 |
| 94977 | Urban | Q1 |
| 94978 | Urban | Q1 |
| 94979 | Urban | Q1 |
| 94998 | Urban | Q1 |
| 94999 | Urban | Q2 |
| 95001 | Urban | Q1 |
| 95002 | Urban | Q3 |
| 95003 | Urban | Q1 |
| 95004 | Urban | Q2 |
| 95005 | Urban | Q1 |
| 95006 | Urban | Q1 |
| 95007 | Urban | Q1 |
| 95008 | Urban | Q2 |
| 95009 | Urban | Q2 |
| 95010 | Urban | Q3 |
| 95011 | Urban | Q2 |
| 95012 | Urban | Q4 |
| 95013 | Urban | Q2 |
| 95014 | Urban | Q1 |

Appendix D. List of 5-Digit Zip Codes and Mapping to Urban and Socioeconomic Status Categories

| 5-Digit Zip Code | Rural/Urban Categorization | SES Quartile |
|------------------|----------------------------|--------------|
| 95015 | Urban | Q1 |
| 95017 | Urban | Q2 |
| 95018 | Urban | Q1 |
| 95019 | Urban | Q4 |
| 95020 | Urban | Q3 |
| 95021 | Urban | Q3 |
| 95023 | Large Rural | Q3 |
| 95024 | Large Rural | Q3 |
| 95026 | Urban | Q1 |
| 95030 | Urban | Q1 |
| 95031 | Urban | Q1 |
| 95032 | Urban | Q1 |
| 95033 | Urban | Q1 |
| 95035 | Urban | Q2 |
| 95036 | Urban | Q2 |
| 95037 | Urban | Q2 |
| 95038 | Urban | Q2 |
| 95039 | Urban | Q3 |
| 95041 | Urban | Q1 |
| 95042 | Urban | Q1 |
| 95043 | Large Rural | Q2 |
| 95044 | Urban | Q1 |
| 95045 | Urban | Q3 |
| 95046 | Urban | Q2 |
| 95050 | Urban | Q3 |
| 95051 | Urban | Q2 |
| 95052 | Urban | Q3 |
| 95053 | Urban | Q1 |
| 95054 | Urban | Q2 |
| 95055 | Urban | Q2 |
| 95056 | Urban | Q2 |
| 95060 | Urban | Q3 |
| 95061 | Urban | Q3 |
| 95062 | Urban | Q3 |
| 95063 | Urban | Q3 |
| 95064 | Urban | Q3 |
| 95065 | Urban | Q2 |
| 95066 | Urban | Q1 |
| 95067 | Urban | Q1 |
| 95070 | Urban | Q1 |
| 95071 | Urban | Q1 |
| 95073 | Urban | Q2 |
| 95075 | Large Rural | Q1 |
| 95076 | Urban | Q4 |

Appendix D. List of 5-Digit Zip Codes and Mapping to Urban and Socioeconomic Status Categories

| 5-Digit Zip Code | Rural/Urban Categorization | SES Quartile |
|------------------|----------------------------|--------------|
| 95077 | Urban | Q4 |
| 95101 | Urban | Q2 |
| 95103 | Urban | Q3 |
| 95106 | Urban | Q3 |
| 95108 | Urban | Q3 |
| 95109 | Urban | Q3 |
| 95110 | Urban | Q4 |
| 95111 | Urban | Q4 |
| 95112 | Urban | Q4 |
| 95113 | Urban | Q3 |
| 95115 | Urban | Q3 |
| 95116 | Urban | Q4 |
| 95117 | Urban | Q3 |
| 95118 | Urban | Q2 |
| 95119 | Urban | Q2 |
| 95120 | Urban | Q1 |
| 95121 | Urban | Q3 |
| 95122 | Urban | Q4 |
| 95123 | Urban | Q2 |
| 95124 | Urban | Q1 |
| 95125 | Urban | Q2 |
| 95126 | Urban | Q3 |
| 95127 | Urban | Q3 |
| 95128 | Urban | Q3 |
| 95129 | Urban | Q1 |
| 95130 | Urban | Q2 |
| 95131 | Urban | Q2 |
| 95132 | Urban | Q2 |
| 95133 | Urban | Q3 |
| 95134 | Urban | Q2 |
| 95135 | Urban | Q1 |
| 95136 | Urban | Q2 |
| 95138 | Urban | Q1 |
| 95139 | Urban | Q1 |
| 95140 | Urban | Q1 |
| 95141 | Urban | Q2 |
| 95148 | Urban | Q2 |
| 95150 | Urban | Q2 |
| 95151 | Urban | Q4 |
| 95152 | Urban | Q2 |
| 95153 | Urban | Q2 |
| 95154 | Urban | Q1 |
| 95155 | Urban | Q2 |
| 95156 | Urban | Q3 |

Appendix D. List of 5-Digit Zip Codes and Mapping to Urban and Socioeconomic Status Categories

| 5-Digit Zip Code | Rural/Urban Categorization | SES Quartile |
|------------------|----------------------------|--------------|
| 95157 | Urban | Q3 |
| 95158 | Urban | Q2 |
| 95159 | Urban | Q3 |
| 95160 | Urban | Q1 |
| 95161 | Urban | Q2 |
| 95164 | Urban | Q2 |
| 95170 | Urban | Q3 |
| 95172 | Urban | Q4 |
| 95173 | Urban | Q4 |
| 95190 | Urban | Q4 |
| 95191 | Urban | Q3 |
| 95192 | Urban | Q4 |
| 95193 | Urban | Q2 |
| 95194 | Urban | Q4 |
| 95196 | Urban | Q4 |
| 95201 | Urban | Q4 |
| 95202 | Urban | Q4 |
| 95203 | Urban | Q4 |
| 95204 | Urban | Q4 |
| 95205 | Urban | Q4 |
| 95206 | Urban | Q4 |
| 95207 | Urban | Q4 |
| 95208 | Urban | Q4 |
| 95209 | Urban | Q3 |
| 95210 | Urban | Q4 |
| 95211 | Urban | Q1 |
| 95212 | Urban | Q2 |
| 95213 | Urban | Q4 |
| 95214 | Urban | Q4 |
| 95215 | Urban | Q4 |
| 95219 | Urban | Q3 |
| 95220 | Urban | Q2 |
| 95221 | Small Rural | Q2 |
| 95222 | Small Rural | Q2 |
| 95223 | Isolated | Q1 |
| 95224 | Isolated | Q3 |
| 95225 | Urban | Q2 |
| 95226 | Urban | Q1 |
| 95227 | Urban | Q1 |
| 95228 | Isolated | Q1 |
| 95229 | Isolated | Q2 |
| 95230 | Urban | Q3 |
| 95231 | Urban | Q4 |
| 95232 | Isolated | Q1 |

Appendix D. List of 5-Digit Zip Codes and Mapping to Urban and Socioeconomic Status Categories

| 5-Digit Zip Code | Rural/Urban Categorization | SES Quartile |
|------------------|----------------------------|--------------|
| 95233 | Isolated | Q2 |
| 95234 | Isolated | Q1 |
| 95236 | Urban | Q2 |
| 95237 | Urban | Q3 |
| 95240 | Urban | Q4 |
| 95241 | Urban | Q4 |
| 95242 | Urban | Q2 |
| 95245 | Isolated | Q2 |
| 95246 | Isolated | Q1 |
| 95247 | Isolated | Q2 |
| 95248 | Isolated | Q1 |
| 95249 | Isolated | Q3 |
| 95251 | Isolated | Q1 |
| 95252 | Urban | Q1 |
| 95253 | Urban | Q4 |
| 95254 | Urban | Q1 |
| 95255 | Isolated | Q2 |
| 95257 | Isolated | Q2 |
| 95258 | Urban | Q2 |
| 95267 | Urban | Q4 |
| 95269 | Urban | Q4 |
| 95296 | Urban | Q4 |
| 95297 | Urban | Q4 |
| 95301 | Urban | Q4 |
| 95303 | Urban | Q4 |
| 95304 | Urban | Q2 |
| 95305 | Isolated | Q3 |
| 95306 | Isolated | Q2 |
| 95307 | Urban | Q4 |
| 95309 | Large Rural | Q3 |
| 95310 | Large Rural | Q2 |
| 95311 | Isolated | Q2 |
| 95312 | Urban | Q3 |
| 95313 | Urban | Q4 |
| 95314 | Missing | Missing |
| 95315 | Urban | Q3 |
| 95316 | Urban | Q3 |
| 95317 | Urban | Q4 |
| 95318 | Isolated | Q2 |
| 95319 | Urban | Q4 |
| 95320 | Small Rural | Q3 |
| 95321 | Isolated | Q2 |
| 95322 | Small Rural | Q4 |
| 95323 | Urban | Q3 |

Appendix D. List of 5-Digit Zip Codes and Mapping to Urban and Socioeconomic Status Categories

| 5-Digit Zip Code | Rural/Urban Categorization | SES Quartile |
|------------------|----------------------------|--------------|
| 95324 | Small Rural | Q3 |
| 95325 | Isolated | Q1 |
| 95326 | Urban | Q4 |
| 95327 | Large Rural | Q3 |
| 95328 | Urban | Q4 |
| 95329 | Urban | Q1 |
| 95330 | Urban | Q3 |
| 95333 | Urban | Q4 |
| 95334 | Urban | Q4 |
| 95335 | Large Rural | Q3 |
| 95336 | Urban | Q3 |
| 95337 | Urban | Q3 |
| 95338 | Isolated | Q2 |
| 95340 | Urban | Q4 |
| 95341 | Urban | Q4 |
| 95343 | Urban | Q4 |
| 95344 | Urban | Q4 |
| 95345 | Isolated | Q3 |
| 95346 | Large Rural | Q2 |
| 95347 | Isolated | Q3 |
| 95348 | Urban | Q4 |
| 95350 | Urban | Q4 |
| 95351 | Urban | Q4 |
| 95352 | Urban | Q4 |
| 95353 | Urban | Q4 |
| 95354 | Urban | Q4 |
| 95355 | Urban | Q3 |
| 95356 | Urban | Q2 |
| 95357 | Urban | Q3 |
| 95358 | Urban | Q4 |
| 95360 | Large Rural | Q4 |
| 95361 | Urban | Q3 |
| 95363 | Large Rural | Q4 |
| 95364 | Large Rural | Missing |
| 95365 | Urban | Q4 |
| 95366 | Urban | Q2 |
| 95367 | Urban | Q3 |
| 95368 | Urban | Q3 |
| 95369 | Urban | Q4 |
| 95370 | Large Rural | Q3 |
| 95372 | Isolated | Q1 |
| 95373 | Large Rural | Q3 |
| 95374 | Small Rural | Q4 |
| 95375 | Large Rural | Q1 |

Appendix D. List of 5-Digit Zip Codes and Mapping to Urban and Socioeconomic Status Categories

| 5-Digit Zip Code | Rural/Urban Categorization | SES Quartile |
|------------------|----------------------------|--------------|
| 95376 | Urban | Q3 |
| 95377 | Urban | Q2 |
| 95378 | Urban | Q3 |
| 95379 | Isolated | Q3 |
| 95380 | Urban | Q4 |
| 95381 | Urban | Q4 |
| 95382 | Urban | Q3 |
| 95383 | Large Rural | Q2 |
| 95385 | Isolated | Q2 |
| 95386 | Urban | Q4 |
| 95387 | Isolated | Q4 |
| 95388 | Urban | Q4 |
| 95389 | Isolated | Q3 |
| 95391 | Urban | Q1 |
| 95397 | Urban | Q4 |
| 95401 | Urban | Q3 |
| 95402 | Urban | Q3 |
| 95403 | Urban | Q3 |
| 95404 | Urban | Q3 |
| 95405 | Urban | Q2 |
| 95406 | Urban | Q3 |
| 95407 | Urban | Q4 |
| 95409 | Urban | Q1 |
| 95410 | Isolated | Q2 |
| 95412 | Urban | Q3 |
| 95415 | Isolated | Q4 |
| 95416 | Large Rural | Q3 |
| 95417 | Isolated | Q2 |
| 95418 | Large Rural | Q4 |
| 95419 | Urban | Q2 |
| 95420 | Isolated | Q2 |
| 95421 | Urban | Q2 |
| 95422 | Large Rural | Q4 |
| 95423 | Large Rural | Q4 |
| 95424 | Large Rural | Q4 |
| 95425 | Urban | Q2 |
| 95426 | Urban | Q3 |
| 95427 | Isolated | Q1 |
| 95428 | Isolated | Q3 |
| 95429 | Isolated | Q1 |
| 95430 | Urban | Missing |
| 95431 | Large Rural | Q2 |
| 95432 | Isolated | Q1 |
| 95433 | Large Rural | Q3 |

Appendix D. List of 5-Digit Zip Codes and Mapping to Urban and Socioeconomic Status Categories

| 5-Digit Zip Code | Rural/Urban Categorization | SES Quartile |
|------------------|----------------------------|--------------|
| 95435 | Large Rural | Q2 |
| 95436 | Urban | Q2 |
| 95437 | Large Rural | Q3 |
| 95439 | Urban | Q4 |
| 95441 | Urban | Q2 |
| 95442 | Large Rural | Q2 |
| 95443 | Large Rural | Q4 |
| 95444 | Urban | Q3 |
| 95445 | Isolated | Q2 |
| 95446 | Urban | Q3 |
| 95448 | Urban | Q2 |
| 95449 | Large Rural | Q3 |
| 95450 | Isolated | Q2 |
| 95451 | Large Rural | Q3 |
| 95452 | Large Rural | Q2 |
| 95453 | Large Rural | Q3 |
| 95454 | Isolated | Q4 |
| 95456 | Isolated | Q2 |
| 95457 | Large Rural | Q2 |
| 95458 | Large Rural | Q4 |
| 95459 | Isolated | Q3 |
| 95460 | Isolated | Q1 |
| 95461 | Urban | Q3 |
| 95462 | Urban | Q3 |
| 95463 | Isolated | Q1 |
| 95464 | Large Rural | Q4 |
| 95465 | Urban | Q2 |
| 95466 | Isolated | Q3 |
| 95467 | Urban | Q2 |
| 95468 | Isolated | Q3 |
| 95469 | Large Rural | Q3 |
| 95470 | Large Rural | Q2 |
| 95471 | Urban | Q4 |
| 95472 | Urban | Q2 |
| 95473 | Urban | Q2 |
| 95476 | Large Rural | Q3 |
| 95480 | Isolated | Q1 |
| 95481 | Large Rural | Q4 |
| 95482 | Large Rural | Q4 |
| 95485 | Large Rural | Q4 |
| 95486 | Urban | Q3 |
| 95487 | Large Rural | Q3 |
| 95488 | Isolated | Q2 |
| 95490 | Small Rural | Q4 |

Appendix D. List of 5-Digit Zip Codes and Mapping to Urban and Socioeconomic Status Categories

| 5-Digit Zip Code | Rural/Urban Categorization | SES Quartile |
|------------------|----------------------------|--------------|
| 95492 | Urban | Q2 |
| 95493 | Large Rural | Q2 |
| 95494 | Isolated | Q4 |
| 95497 | Isolated | Q1 |
| 95501 | Large Rural | Q4 |
| 95502 | Large Rural | Q4 |
| 95503 | Large Rural | Q3 |
| 95511 | Isolated | Q4 |
| 95514 | Isolated | Q2 |
| 95518 | Large Rural | Q4 |
| 95519 | Large Rural | Q3 |
| 95521 | Large Rural | Q4 |
| 95524 | Large Rural | Q2 |
| 95525 | Large Rural | Q2 |
| 95526 | Isolated | Q3 |
| 95527 | Isolated | Q2 |
| 95528 | Large Rural | Q1 |
| 95531 | Large Rural | Q4 |
| 95532 | Large Rural | Q4 |
| 95534 | Large Rural | Q3 |
| 95536 | Isolated | Q2 |
| 95537 | Large Rural | Q3 |
| 95538 | Large Rural | Q4 |
| 95540 | Large Rural | Q3 |
| 95542 | Isolated | Q2 |
| 95543 | Large Rural | Q2 |
| 95545 | Isolated | Q2 |
| 95546 | Isolated | Q4 |
| 95547 | Large Rural | Q1 |
| 95548 | Isolated | Q4 |
| 95549 | Large Rural | Q1 |
| 95550 | Large Rural | Q3 |
| 95551 | Large Rural | Q4 |
| 95552 | Isolated | Q3 |
| 95553 | Isolated | Q3 |
| 95554 | Isolated | Q3 |
| 95555 | Large Rural | Q3 |
| 95556 | Isolated | Q2 |
| 95558 | Isolated | Q1 |
| 95559 | Isolated | Q3 |
| 95560 | Isolated | Q3 |
| 95562 | Small Rural | Q4 |
| 95563 | Isolated | Q3 |
| 95564 | Large Rural | Q4 |

Appendix D. List of 5-Digit Zip Codes and Mapping to Urban and Socioeconomic Status Categories

| 5-Digit Zip Code | Rural/Urban Categorization | SES Quartile |
|------------------|----------------------------|--------------|
| 95565 | Small Rural | Q2 |
| 95567 | Large Rural | Q3 |
| 95568 | Isolated | Q3 |
| 95569 | Isolated | Q2 |
| 95570 | Large Rural | Q2 |
| 95571 | Isolated | Q2 |
| 95573 | Isolated | Q3 |
| 95585 | Isolated | Q2 |
| 95587 | Isolated | Q1 |
| 95589 | Isolated | Q2 |
| 95595 | Isolated | Q1 |
| 95601 | Isolated | Q3 |
| 95602 | Urban | Q2 |
| 95603 | Urban | Q2 |
| 95604 | Urban | Q1 |
| 95605 | Urban | Q4 |
| 95606 | Urban | Q3 |
| 95607 | Urban | Q2 |
| 95608 | Urban | Q3 |
| 95609 | Urban | Q3 |
| 95610 | Urban | Q3 |
| 95611 | Urban | Q3 |
| 95612 | Urban | Q2 |
| 95613 | Urban | Q2 |
| 95614 | Urban | Q1 |
| 95615 | Urban | Q3 |
| 95616 | Urban | Q3 |
| 95617 | Urban | Q3 |
| 95618 | Urban | Q2 |
| 95619 | Urban | Q2 |
| 95620 | Large Rural | Q3 |
| 95621 | Urban | Q3 |
| 95623 | Urban | Q2 |
| 95624 | Urban | Q2 |
| 95625 | Urban | Q2 |
| 95626 | Urban | Q3 |
| 95627 | Urban | Q3 |
| 95628 | Urban | Q2 |
| 95629 | Isolated | Q3 |
| 95630 | Urban | Q1 |
| 95631 | Urban | Q2 |
| 95632 | Urban | Q3 |
| 95633 | Urban | Q1 |
| 95634 | Urban | Q2 |

Appendix D. List of 5-Digit Zip Codes and Mapping to Urban and Socioeconomic Status Categories

| 5-Digit Zip Code | Rural/Urban Categorization | SES Quartile |
|------------------|----------------------------|--------------|
| 95635 | Urban | Q1 |
| 95636 | Urban | Q1 |
| 95637 | Urban | Q3 |
| 95638 | Urban | Q1 |
| 95639 | Urban | Q1 |
| 95640 | Urban | Q2 |
| 95641 | Isolated | Q3 |
| 95642 | Small Rural | Q2 |
| 95644 | Isolated | Q1 |
| 95645 | Urban | Q4 |
| 95646 | Isolated | Q2 |
| 95648 | Urban | Q1 |
| 95650 | Urban | Q1 |
| 95651 | Urban | Q1 |
| 95652 | Urban | Q4 |
| 95653 | Urban | Q2 |
| 95654 | Small Rural | Q2 |
| 95655 | Urban | Q2 |
| 95656 | Urban | Q2 |
| 95658 | Urban | Q1 |
| 95659 | Urban | Q2 |
| 95660 | Urban | Q4 |
| 95661 | Urban | Q2 |
| 95662 | Urban | Q2 |
| 95663 | Urban | Q1 |
| 95664 | Urban | Q2 |
| 95665 | Isolated | Q1 |
| 95666 | Isolated | Q1 |
| 95667 | Urban | Q2 |
| 95668 | Urban | Q3 |
| 95669 | Isolated | Q1 |
| 95670 | Urban | Q3 |
| 95671 | Urban | Q1 |
| 95672 | Urban | Q1 |
| 95673 | Urban | Q3 |
| 95674 | Urban | Q3 |
| 95675 | Isolated | Q1 |
| 95676 | Urban | Q4 |
| 95677 | Urban | Q2 |
| 95678 | Urban | Q3 |
| 95679 | Urban | Q1 |
| 95680 | Urban | Q4 |
| 95681 | Urban | Q3 |
| 95682 | Urban | Q2 |

Appendix D. List of 5-Digit Zip Codes and Mapping to Urban and Socioeconomic Status Categories

| 5-Digit Zip Code | Rural/Urban Categorization | SES Quartile |
|------------------|----------------------------|--------------|
| 95683 | Urban | Q1 |
| 95684 | Urban | Q2 |
| 95685 | Small Rural | Q2 |
| 95686 | Isolated | Q4 |
| 95687 | Urban | Q2 |
| 95688 | Urban | Q2 |
| 95689 | Isolated | Q1 |
| 95690 | Urban | Q3 |
| 95691 | Urban | Q3 |
| 95692 | Urban | Q3 |
| 95693 | Urban | Q1 |
| 95694 | Small Rural | Q2 |
| 95695 | Urban | Q3 |
| 95696 | Urban | Q2 |
| 95697 | Urban | Q3 |
| 95698 | Urban | Q1 |
| 95699 | Isolated | Q1 |
| 95701 | Urban | Q1 |
| 95703 | Urban | Q1 |
| 95709 | Urban | Q1 |
| 95712 | Large Rural | Q3 |
| 95713 | Urban | Q2 |
| 95714 | Urban | Q1 |
| 95715 | Urban | Q2 |
| 95717 | Urban | Q1 |
| 95720 | Urban | Q2 |
| 95721 | Urban | Q1 |
| 95722 | Urban | Q1 |
| 95724 | Isolated | Missing |
| 95726 | Urban | Q2 |
| 95728 | Large Rural | Q1 |
| 95735 | Urban | Q3 |
| 95736 | Urban | Q2 |
| 95741 | Urban | Q3 |
| 95742 | Urban | Q1 |
| 95746 | Urban | Q1 |
| 95747 | Urban | Q1 |
| 95757 | Urban | Q2 |
| 95758 | Urban | Q2 |
| 95759 | Urban | Q2 |
| 95762 | Urban | Q1 |
| 95763 | Urban | Q1 |
| 95765 | Urban | Q1 |
| 95776 | Urban | Q3 |

Appendix D. List of 5-Digit Zip Codes and Mapping to Urban and Socioeconomic Status Categories

| 5-Digit Zip Code | Rural/Urban Categorization | SES Quartile |
|------------------|----------------------------|--------------|
| 95798 | Urban | Q3 |
| 95799 | Urban | Q3 |
| 95811 | Urban | Q4 |
| 95812 | Urban | Q4 |
| 95813 | Urban | Q4 |
| 95814 | Urban | Q4 |
| 95815 | Urban | Q4 |
| 95816 | Urban | Q3 |
| 95817 | Urban | Q4 |
| 95818 | Urban | Q3 |
| 95819 | Urban | Q1 |
| 95820 | Urban | Q4 |
| 95821 | Urban | Q4 |
| 95822 | Urban | Q4 |
| 95823 | Urban | Q4 |
| 95824 | Urban | Q4 |
| 95825 | Urban | Q4 |
| 95826 | Urban | Q3 |
| 95827 | Urban | Q3 |
| 95828 | Urban | Q4 |
| 95829 | Urban | Q2 |
| 95830 | Urban | Q2 |
| 95831 | Urban | Q2 |
| 95832 | Urban | Q4 |
| 95833 | Urban | Q4 |
| 95834 | Urban | Q4 |
| 95835 | Urban | Q2 |
| 95836 | Urban | Q3 |
| 95837 | Urban | Q1 |
| 95838 | Urban | Q4 |
| 95840 | Urban | Q4 |
| 95841 | Urban | Q4 |
| 95842 | Urban | Q4 |
| 95843 | Urban | Q3 |
| 95851 | Urban | Q4 |
| 95852 | Urban | Q4 |
| 95853 | Urban | Q4 |
| 95860 | Urban | Q4 |
| 95864 | Urban | Q1 |
| 95865 | Urban | Q4 |
| 95866 | Urban | Q4 |
| 95867 | Urban | Q4 |
| 95894 | Urban | Q3 |
| 95899 | Urban | Q3 |

Appendix D. List of 5-Digit Zip Codes and Mapping to Urban and Socioeconomic Status Categories

| 5-Digit Zip Code | Rural/Urban Categorization | SES Quartile |
|------------------|----------------------------|--------------|
| 95901 | Urban | Q4 |
| 95903 | Isolated | Q3 |
| 95910 | Isolated | Q2 |
| 95912 | Small Rural | Q3 |
| 95913 | Small Rural | Q3 |
| 95914 | Large Rural | Q3 |
| 95915 | Small Rural | Q1 |
| 95916 | Large Rural | Q3 |
| 95917 | Isolated | Q3 |
| 95918 | Urban | Q1 |
| 95919 | Urban | Q3 |
| 95920 | Isolated | Q3 |
| 95922 | Urban | Q2 |
| 95923 | Isolated | Q1 |
| 95924 | Large Rural | Q3 |
| 95925 | Urban | Q1 |
| 95926 | Urban | Q4 |
| 95927 | Urban | Q4 |
| 95928 | Urban | Q3 |
| 95929 | Urban | Q3 |
| 95930 | Small Rural | Q2 |
| 95932 | Small Rural | Q4 |
| 95934 | Small Rural | Q2 |
| 95935 | Urban | Q3 |
| 95936 | Isolated | Q1 |
| 95937 | Urban | Q3 |
| 95938 | Urban | Q2 |
| 95939 | Isolated | Q4 |
| 95940 | Large Rural | Q3 |
| 95941 | Large Rural | Q1 |
| 95942 | Urban | Q1 |
| 95943 | Isolated | Q3 |
| 95944 | Isolated | Q1 |
| 95945 | Large Rural | Q3 |
| 95946 | Large Rural | Q1 |
| 95947 | Small Rural | Q2 |
| 95948 | Small Rural | Q3 |
| 95949 | Large Rural | Q1 |
| 95950 | Small Rural | Q4 |
| 95951 | Urban | Q4 |
| 95953 | Urban | Q4 |
| 95954 | Urban | Q3 |
| 95955 | Isolated | Q3 |
| 95956 | Small Rural | Q2 |

Appendix D. List of 5-Digit Zip Codes and Mapping to Urban and Socioeconomic Status Categories

| 5-Digit Zip Code | Rural/Urban Categorization | SES Quartile |
|------------------|----------------------------|--------------|
| 95957 | Urban | Q3 |
| 95958 | Large Rural | Q4 |
| 95959 | Large Rural | Q2 |
| 95960 | Large Rural | Q4 |
| 95961 | Urban | Q4 |
| 95962 | Urban | Q2 |
| 95963 | Small Rural | Q4 |
| 95965 | Large Rural | Q4 |
| 95966 | Large Rural | Q3 |
| 95967 | Urban | Q2 |
| 95968 | Large Rural | Q4 |
| 95969 | Urban | Q2 |
| 95970 | Isolated | Q2 |
| 95971 | Small Rural | Q3 |
| 95972 | Large Rural | Q3 |
| 95973 | Urban | Q3 |
| 95974 | Isolated | Q3 |
| 95975 | Large Rural | Q2 |
| 95976 | Urban | Q3 |
| 95977 | Large Rural | Q1 |
| 95978 | Urban | Q4 |
| 95979 | Isolated | Q2 |
| 95980 | Small Rural | Q1 |
| 95981 | Urban | Q2 |
| 95982 | Urban | Q2 |
| 95983 | Small Rural | Q1 |
| 95984 | Small Rural | Q1 |
| 95986 | Large Rural | Q3 |
| 95987 | Small Rural | Q4 |
| 95988 | Small Rural | Q3 |
| 95991 | Urban | Q4 |
| 95992 | Urban | Q4 |
| 95993 | Urban | Q3 |
| 96001 | Urban | Q3 |
| 96002 | Urban | Q3 |
| 96003 | Urban | Q3 |
| 96006 | Isolated | Q1 |
| 96007 | Urban | Q3 |
| 96008 | Urban | Q1 |
| 96009 | Isolated | Q2 |
| 96010 | Isolated | Q3 |
| 96011 | Urban | Q4 |
| 96013 | Small Rural | Q4 |
| 96014 | Isolated | Q2 |

Appendix D. List of 5-Digit Zip Codes and Mapping to Urban and Socioeconomic Status Categories

| 5-Digit Zip Code | Rural/Urban Categorization | SES Quartile |
|------------------|----------------------------|--------------|
| 96015 | Isolated | Q2 |
| 96016 | Isolated | Q1 |
| 96017 | Urban | Q3 |
| 96019 | Urban | Q4 |
| 96020 | Isolated | Q2 |
| 96021 | Small Rural | Q4 |
| 96022 | Urban | Q3 |
| 96023 | Isolated | Q3 |
| 96024 | Urban | Q2 |
| 96025 | Small Rural | Q4 |
| 96027 | Isolated | Q2 |
| 96028 | Isolated | Q1 |
| 96029 | Large Rural | Q3 |
| 96031 | Isolated | Q3 |
| 96032 | Isolated | Q3 |
| 96033 | Urban | Q3 |
| 96034 | Small Rural | Q3 |
| 96035 | Large Rural | Q3 |
| 96037 | Isolated | Q2 |
| 96038 | Small Rural | Q3 |
| 96039 | Isolated | Q4 |
| 96040 | Isolated | Q3 |
| 96041 | Isolated | Q3 |
| 96044 | Small Rural | Q2 |
| 96046 | Isolated | Q1 |
| 96047 | Urban | Q3 |
| 96048 | Isolated | Q2 |
| 96049 | Urban | Q3 |
| 96050 | Isolated | Q3 |
| 96051 | Urban | Q3 |
| 96052 | Urban | Q3 |
| 96054 | Isolated | Q3 |
| 96055 | Urban | Q3 |
| 96056 | Isolated | Q1 |
| 96057 | Small Rural | Q2 |
| 96058 | Isolated | Q3 |
| 96059 | Large Rural | Q2 |
| 96061 | Large Rural | Q1 |
| 96062 | Urban | Q2 |
| 96063 | Isolated | Q1 |
| 96064 | Small Rural | Q3 |
| 96065 | Urban | Q1 |
| 96067 | Small Rural | Q2 |
| 96068 | Isolated | Q4 |

Appendix D. List of 5-Digit Zip Codes and Mapping to Urban and Socioeconomic Status Categories

| 5-Digit Zip Code | Rural/Urban Categorization | SES Quartile |
|------------------|----------------------------|--------------|
| 96069 | Urban | Q2 |
| 96070 | Urban | Q3 |
| 96071 | Isolated | Q1 |
| 96073 | Urban | Q1 |
| 96074 | Large Rural | Q2 |
| 96075 | Large Rural | Q2 |
| 96076 | Urban | Q2 |
| 96078 | Large Rural | Q3 |
| 96079 | Urban | Q4 |
| 96080 | Large Rural | Q3 |
| 96084 | Urban | Q2 |
| 96085 | Isolated | Q2 |
| 96086 | Isolated | Q2 |
| 96087 | Urban | Q1 |
| 96088 | Urban | Q2 |
| 96089 | Urban | Q4 |
| 96090 | Urban | Q3 |
| 96091 | Isolated | Q1 |
| 96092 | Urban | Q1 |
| 96093 | Isolated | Q2 |
| 96094 | Small Rural | Q3 |
| 96095 | Urban | Q1 |
| 96096 | Urban | Q2 |
| 96097 | Small Rural | Q4 |
| 96099 | Urban | Q3 |
| 96101 | Small Rural | Q3 |
| 96103 | Isolated | Q1 |
| 96104 | Isolated | Q2 |
| 96105 | Urban | Q2 |
| 96106 | Isolated | Q1 |
| 96107 | Isolated | Q2 |
| 96108 | Isolated | Q1 |
| 96109 | Urban | Q1 |
| 96110 | Isolated | Q2 |
| 96111 | Large Rural | Q1 |
| 96112 | Isolated | Q4 |
| 96113 | Urban | Q3 |
| 96114 | Large Rural | Q1 |
| 96115 | Isolated | Q1 |
| 96116 | Isolated | Q2 |
| 96117 | Isolated | Q3 |
| 96118 | Isolated | Q1 |
| 96119 | Isolated | Q3 |
| 96120 | Isolated | Q2 |

Appendix D. List of 5-Digit Zip Codes and Mapping to Urban and Socioeconomic Status Categories

| 5-Digit Zip Code | Rural/Urban Categorization | SES Quartile |
|------------------|----------------------------|--------------|
| 96121 | Urban | Q1 |
| 96122 | Urban | Q3 |
| 96123 | Isolated | Q2 |
| 96124 | Isolated | Q1 |
| 96125 | Isolated | Q1 |
| 96126 | Isolated | Q1 |
| 96127 | Large Rural | Q3 |
| 96128 | Isolated | Q2 |
| 96129 | Urban | Q1 |
| 96130 | Large Rural | Q3 |
| 96132 | Isolated | Q3 |
| 96133 | Isolated | Q4 |
| 96134 | Isolated | Q4 |
| 96135 | Urban | Q1 |
| 96136 | Isolated | Q1 |
| 96137 | Isolated | Q2 |
| 96140 | Large Rural | Q1 |
| 96141 | Isolated | Q1 |
| 96142 | Large Rural | Q3 |
| 96143 | Large Rural | Q4 |
| 96145 | Isolated | Q2 |
| 96146 | Isolated | Q1 |
| 96148 | Large Rural | Q3 |
| 96150 | Large Rural | Q3 |
| 96151 | Large Rural | Q3 |
| 96152 | Large Rural | Q3 |
| 96154 | Large Rural | Q3 |
| 96155 | Large Rural | Missing |
| 96156 | Large Rural | Q3 |
| 96157 | Large Rural | Q3 |
| 96158 | Large Rural | Q3 |
| 96160 | Large Rural | Q1 |
| 96161 | Large Rural | Q1 |
| 96162 | Isolated | Missing |
| 96701 | Urban | Q2 |
| 96703 | Large Rural | Q3 |
| 96704 | Isolated | Q3 |
| 96705 | Large Rural | Q2 |
| 96706 | Urban | Q2 |
| 96707 | Urban | Q2 |
| 96708 | Urban | Q2 |
| 96709 | Urban | Q2 |
| 96710 | Large Rural | Q1 |
| 96712 | Urban | Q2 |

Appendix D. List of 5-Digit Zip Codes and Mapping to Urban and Socioeconomic Status Categories

| 5-Digit Zip Code | Rural/Urban Categorization | SES Quartile |
|------------------|----------------------------|--------------|
| 96713 | Isolated | Q3 |
| 96714 | Small Rural | Q1 |
| 96715 | Large Rural | Q2 |
| 96716 | Large Rural | Q1 |
| 96717 | Urban | Q3 |
| 96718 | Isolated | Q3 |
| 96719 | Small Rural | Q3 |
| 96720 | Large Rural | Q3 |
| 96721 | Large Rural | Q3 |
| 96722 | Small Rural | Q2 |
| 96725 | Isolated | Q3 |
| 96726 | Isolated | Q2 |
| 96727 | Small Rural | Q2 |
| 96728 | Large Rural | Q2 |
| 96729 | Isolated | Q2 |
| 96730 | Urban | Q2 |
| 96731 | Urban | Q3 |
| 96732 | Urban | Q3 |
| 96733 | Urban | Q3 |
| 96734 | Urban | Q1 |
| 96737 | Isolated | Q3 |
| 96738 | Small Rural | Q1 |
| 96739 | Large Rural | Q3 |
| 96740 | Large Rural | Q3 |
| 96741 | Large Rural | Q2 |
| 96742 | Isolated | Q2 |
| 96743 | Small Rural | Q2 |
| 96744 | Urban | Q1 |
| 96745 | Large Rural | Q3 |
| 96746 | Large Rural | Q2 |
| 96747 | Large Rural | Q3 |
| 96748 | Isolated | Q3 |
| 96749 | Large Rural | Q3 |
| 96750 | Small Rural | Q3 |
| 96751 | Large Rural | Q1 |
| 96752 | Small Rural | Q2 |
| 96753 | Large Rural | Q2 |
| 96754 | Small Rural | Q2 |
| 96755 | Small Rural | Q2 |
| 96756 | Large Rural | Q3 |
| 96757 | Isolated | Q4 |
| 96759 | Urban | Q2 |
| 96760 | Large Rural | Q2 |
| 96761 | Large Rural | Q2 |

Appendix D. List of 5-Digit Zip Codes and Mapping to Urban and Socioeconomic Status Categories

| 5-Digit Zip Code | Rural/Urban Categorization | SES Quartile |
|------------------|----------------------------|--------------|
| 96762 | Urban | Q2 |
| 96763 | Small Rural | Q3 |
| 96764 | Large Rural | Q1 |
| 96765 | Large Rural | Q1 |
| 96766 | Large Rural | Q2 |
| 96767 | Large Rural | Q2 |
| 96768 | Urban | Q2 |
| 96769 | Large Rural | Q3 |
| 96770 | Isolated | Q4 |
| 96771 | Large Rural | Q3 |
| 96772 | Isolated | Q3 |
| 96773 | Large Rural | Q1 |
| 96774 | Large Rural | Q4 |
| 96776 | Isolated | Q2 |
| 96777 | Isolated | Q3 |
| 96778 | Large Rural | Q4 |
| 96779 | Urban | Q2 |
| 96780 | Large Rural | Q3 |
| 96781 | Large Rural | Q3 |
| 96782 | Urban | Q2 |
| 96783 | Large Rural | Q3 |
| 96784 | Urban | Q3 |
| 96785 | Large Rural | Q3 |
| 96786 | Urban | Q3 |
| 96788 | Urban | Q2 |
| 96789 | Urban | Q1 |
| 96790 | Urban | Q2 |
| 96791 | Urban | Q3 |
| 96792 | Urban | Q4 |
| 96793 | Urban | Q3 |
| 96795 | Urban | Q3 |
| 96796 | Small Rural | Q3 |
| 96797 | Urban | Q2 |
| 96799 | | |
| 96801 | Urban | Q3 |
| 96802 | Urban | Q3 |
| 96803 | Urban | Q3 |
| 96804 | Urban | Q3 |
| 96805 | Urban | Q3 |
| 96806 | Urban | Q3 |
| 96807 | Urban | Q3 |
| 96808 | Urban | Q3 |
| 96809 | Urban | Q3 |
| 96810 | Urban | Q3 |

Appendix D. List of 5-Digit Zip Codes and Mapping to Urban and Socioeconomic Status Categories

| 5-Digit Zip Code | Rural/Urban Categorization | SES Quartile |
|------------------|----------------------------|--------------|
| 96811 | Urban | Q3 |
| 96812 | Urban | Q3 |
| 96813 | Urban | Q3 |
| 96814 | Urban | Q2 |
| 96815 | Urban | Q2 |
| 96816 | Urban | Q2 |
| 96817 | Urban | Q4 |
| 96818 | Urban | Q2 |
| 96819 | Urban | Q4 |
| 96820 | Urban | Q4 |
| 96821 | Urban | Q1 |
| 96822 | Urban | Q2 |
| 96823 | Urban | Q2 |
| 96824 | Urban | Q1 |
| 96825 | Urban | Q1 |
| 96826 | Urban | Q3 |
| 96828 | Urban | Q3 |
| 96830 | Urban | Q2 |
| 96836 | Urban | Q2 |
| 96837 | Urban | Q4 |
| 96838 | Urban | Q4 |
| 96839 | Urban | Q2 |
| 96840 | Urban | Q3 |
| 96841 | Urban | Q4 |
| 96843 | Urban | Q3 |
| 96844 | Urban | Q2 |
| 96846 | Urban | Q4 |
| 96847 | Urban | Q2 |
| 96848 | Urban | Q2 |
| 96849 | Urban | Q4 |
| 96850 | Urban | Missing |
| 96853 | Urban | Q1 |
| 96854 | Urban | Q3 |
| 96857 | Urban | Q1 |
| 96858 | Urban | Q4 |
| 96859 | Urban | Q1 |
| 96860 | Urban | Q1 |
| 96861 | Urban | Q2 |
| 96863 | Urban | Q1 |
| 96898 | Urban | Q4 |
| 96910 | | |
| 96912 | | |
| 96913 | | |
| 96915 | | |

Appendix D. List of 5-Digit Zip Codes and Mapping to Urban and Socioeconomic Status Categories

| 5-Digit Zip Code | Rural/Urban Categorization | SES Quartile |
|------------------|----------------------------|---------------------|
| 96916 | | |
| 96917 | | |
| 96919 | | |
| 96921 | | |
| 96923 | | |
| 96928 | | |
| 96929 | | |
| 96931 | | |
| 96932 | | |
| 96939 | Mapping Unavailable | Mapping Unavailable |
| 96940 | Mapping Unavailable | Mapping Unavailable |
| 96941 | Mapping Unavailable | Mapping Unavailable |
| 96942 | Mapping Unavailable | Mapping Unavailable |
| 96943 | Mapping Unavailable | Mapping Unavailable |
| 96944 | Mapping Unavailable | Mapping Unavailable |
| 96950 | | |
| 96951 | | |
| 96952 | | |
| 96960 | Mapping Unavailable | Mapping Unavailable |
| 96970 | Mapping Unavailable | Mapping Unavailable |
| 97001 | Isolated | Q3 |
| 97002 | Urban | Q1 |
| 97003 | Urban | Q3 |
| 97004 | Urban | Q1 |
| 97005 | Urban | Q4 |
| 97006 | Urban | Q3 |
| 97007 | Urban | Q2 |
| 97008 | Urban | Q3 |
| 97009 | Urban | Q1 |
| 97010 | Isolated | Q3 |
| 97011 | Urban | Q3 |
| 97013 | Urban | Q2 |
| 97014 | Isolated | Q3 |
| 97015 | Urban | Q2 |
| 97016 | Isolated | Q2 |
| 97017 | Urban | Q1 |
| 97018 | Urban | Q1 |
| 97019 | Urban | Q1 |
| 97020 | Urban | Q1 |
| 97021 | Isolated | Q1 |
| 97022 | Urban | Q2 |
| 97023 | Urban | Q2 |
| 97024 | Urban | Q3 |
| 97026 | Urban | Q3 |

Appendix D. List of 5-Digit Zip Codes and Mapping to Urban and Socioeconomic Status Categories

| 5-Digit Zip Code | Rural/Urban Categorization | SES Quartile |
|------------------|----------------------------|--------------|
| 97027 | Urban | Q3 |
| 97028 | Urban | Q1 |
| 97029 | Isolated | Q2 |
| 97030 | Urban | Q4 |
| 97031 | Large Rural | Q3 |
| 97032 | Urban | Q3 |
| 97033 | Isolated | Q1 |
| 97034 | Urban | Q1 |
| 97035 | Urban | Q2 |
| 97036 | Urban | Q1 |
| 97037 | Isolated | Q3 |
| 97038 | Urban | Q2 |
| 97039 | Isolated | Q2 |
| 97040 | Large Rural | Q2 |
| 97041 | Isolated | Q2 |
| 97042 | Urban | Q2 |
| 97044 | Large Rural | Q3 |
| 97045 | Urban | Q2 |
| 97048 | Urban | Q2 |
| 97049 | Urban | Q1 |
| 97050 | Isolated | Q3 |
| 97051 | Urban | Q3 |
| 97053 | Urban | Q1 |
| 97054 | Urban | Q1 |
| 97055 | Urban | Q2 |
| 97056 | Urban | Q2 |
| 97057 | Isolated | Q1 |
| 97058 | Large Rural | Q3 |
| 97060 | Urban | Q3 |
| 97062 | Urban | Q2 |
| 97063 | Isolated | Q2 |
| 97064 | Urban | Q2 |
| 97065 | Isolated | Q3 |
| 97067 | Urban | Q1 |
| 97068 | Urban | Q1 |
| 97070 | Urban | Q2 |
| 97071 | Urban | Q4 |
| 97075 | Urban | Q4 |
| 97076 | Urban | Q3 |
| 97077 | Urban | Q4 |
| 97078 | Urban | Q2 |
| 97079 | Urban | Q3 |
| 97080 | Urban | Q2 |
| 97086 | Urban | Q2 |

Appendix D. List of 5-Digit Zip Codes and Mapping to Urban and Socioeconomic Status Categories

| 5-Digit Zip Code | Rural/Urban Categorization | SES Quartile |
|------------------|----------------------------|--------------|
| 97089 | Urban | Q1 |
| 97101 | Large Rural | Q2 |
| 97102 | Small Rural | Q3 |
| 97103 | Large Rural | Q2 |
| 97106 | Urban | Q1 |
| 97107 | Small Rural | Q1 |
| 97108 | Small Rural | Q1 |
| 97109 | Urban | Q1 |
| 97110 | Small Rural | Q3 |
| 97111 | Large Rural | Q1 |
| 97112 | Isolated | Q2 |
| 97113 | Urban | Q3 |
| 97114 | Large Rural | Q2 |
| 97115 | Large Rural | Q1 |
| 97116 | Urban | Q3 |
| 97117 | Urban | Q1 |
| 97118 | Isolated | Q2 |
| 97119 | Urban | Q1 |
| 97121 | Large Rural | Q2 |
| 97122 | Isolated | Q1 |
| 97123 | Urban | Q3 |
| 97124 | Urban | Q2 |
| 97125 | Urban | Q1 |
| 97127 | Large Rural | Q2 |
| 97128 | Large Rural | Q3 |
| 97129 | Urban | Q2 |
| 97130 | Isolated | Q2 |
| 97131 | Isolated | Q2 |
| 97132 | Urban | Q3 |
| 97133 | Urban | Q2 |
| 97134 | Small Rural | Q2 |
| 97135 | Isolated | Q2 |
| 97136 | Isolated | Q2 |
| 97137 | Isolated | Q2 |
| 97138 | Small Rural | Q3 |
| 97140 | Urban | Q1 |
| 97141 | Small Rural | Q3 |
| 97143 | Small Rural | Q3 |
| 97144 | Urban | Q2 |
| 97145 | Small Rural | Q1 |
| 97146 | Large Rural | Q3 |
| 97147 | Isolated | Q2 |
| 97148 | Large Rural | Q1 |
| 97149 | Isolated | Q1 |

Appendix D. List of 5-Digit Zip Codes and Mapping to Urban and Socioeconomic Status Categories

| 5-Digit Zip Code | Rural/Urban Categorization | SES Quartile |
|------------------|----------------------------|--------------|
| 97201 | Urban | Q3 |
| 97202 | Urban | Q3 |
| 97203 | Urban | Q4 |
| 97204 | Urban | Q4 |
| 97205 | Urban | Q3 |
| 97206 | Urban | Q3 |
| 97207 | Urban | Q3 |
| 97208 | Urban | Missing |
| 97209 | Urban | Q3 |
| 97210 | Urban | Q2 |
| 97211 | Urban | Q2 |
| 97212 | Urban | Q2 |
| 97213 | Urban | Q2 |
| 97214 | Urban | Q2 |
| 97215 | Urban | Q2 |
| 97216 | Urban | Q4 |
| 97217 | Urban | Q3 |
| 97218 | Urban | Q4 |
| 97219 | Urban | Q1 |
| 97220 | Urban | Q4 |
| 97221 | Urban | Q1 |
| 97222 | Urban | Q3 |
| 97223 | Urban | Q2 |
| 97224 | Urban | Q2 |
| 97225 | Urban | Q1 |
| 97227 | Urban | Q4 |
| 97228 | Urban | Missing |
| 97229 | Urban | Q1 |
| 97230 | Urban | Q4 |
| 97231 | Urban | Q1 |
| 97232 | Urban | Q2 |
| 97233 | Urban | Q4 |
| 97236 | Urban | Q4 |
| 97238 | Urban | Q4 |
| 97239 | Urban | Q2 |
| 97240 | Urban | Q4 |
| 97242 | Urban | Q3 |
| 97250 | Urban | Q4 |
| 97251 | Urban | Q4 |
| 97252 | Urban | Q4 |
| 97253 | Urban | Q4 |
| 97254 | Urban | Q4 |
| 97256 | Urban | Q2 |
| 97258 | Urban | Q3 |

Appendix D. List of 5-Digit Zip Codes and Mapping to Urban and Socioeconomic Status Categories

| 5-Digit Zip Code | Rural/Urban Categorization | SES Quartile |
|------------------|----------------------------|--------------|
| 97266 | Urban | Q4 |
| 97267 | Urban | Q2 |
| 97268 | Urban | Q2 |
| 97269 | Urban | Q3 |
| 97280 | Urban | Q1 |
| 97281 | Urban | Q2 |
| 97282 | Urban | Q3 |
| 97283 | Urban | Q4 |
| 97286 | Urban | Q3 |
| 97290 | Urban | Q4 |
| 97291 | Urban | Q1 |
| 97292 | Urban | Q4 |
| 97293 | Urban | Q2 |
| 97294 | Urban | Q4 |
| 97296 | Urban | Q2 |
| 97298 | Urban | Q1 |
| 97301 | Urban | Q4 |
| 97302 | Urban | Q3 |
| 97303 | Urban | Q3 |
| 97304 | Urban | Q2 |
| 97305 | Urban | Q4 |
| 97306 | Urban | Q2 |
| 97307 | Urban | Q3 |
| 97308 | Urban | Q4 |
| 97309 | Urban | Q3 |
| 97310 | Urban | Q4 |
| 97311 | Urban | Q4 |
| 97312 | Urban | Q4 |
| 97313 | Urban | Q3 |
| 97314 | Urban | Q4 |
| 97317 | Urban | Q3 |
| 97321 | Urban | Q2 |
| 97322 | Urban | Q4 |
| 97324 | Urban | Q2 |
| 97325 | Urban | Q2 |
| 97326 | Urban | Q2 |
| 97327 | Urban | Q2 |
| 97329 | Urban | Q1 |
| 97330 | Urban | Q3 |
| 97331 | Urban | Q2 |
| 97333 | Urban | Q3 |
| 97335 | Isolated | Q1 |
| 97336 | Small Rural | Q3 |
| 97338 | Urban | Q2 |

Appendix D. List of 5-Digit Zip Codes and Mapping to Urban and Socioeconomic Status Categories

| 5-Digit Zip Code | Rural/Urban Categorization | SES Quartile |
|------------------|----------------------------|--------------|
| 97339 | Urban | Q3 |
| 97341 | Large Rural | Q2 |
| 97342 | Urban | Q1 |
| 97343 | Large Rural | Q1 |
| 97344 | Isolated | Q3 |
| 97345 | Urban | Q3 |
| 97346 | Urban | Q2 |
| 97347 | Isolated | Q3 |
| 97348 | Urban | Q2 |
| 97350 | Urban | Q3 |
| 97351 | Urban | Q4 |
| 97352 | Urban | Q3 |
| 97355 | Large Rural | Q2 |
| 97357 | Large Rural | Q1 |
| 97358 | Urban | Q1 |
| 97360 | Urban | Q3 |
| 97361 | Urban | Q3 |
| 97362 | Small Rural | Q3 |
| 97364 | Large Rural | Q2 |
| 97365 | Large Rural | Q3 |
| 97366 | Large Rural | Q1 |
| 97367 | Large Rural | Q3 |
| 97368 | Large Rural | Q2 |
| 97369 | Large Rural | Q1 |
| 97370 | Urban | Q1 |
| 97371 | Urban | Q1 |
| 97373 | Small Rural | Q2 |
| 97374 | Isolated | Q1 |
| 97375 | Urban | Q1 |
| 97376 | Large Rural | Q1 |
| 97377 | Urban | Q1 |
| 97378 | Small Rural | Q3 |
| 97380 | Large Rural | Q3 |
| 97381 | Small Rural | Q2 |
| 97383 | Urban | Q4 |
| 97384 | Urban | Missing |
| 97385 | Urban | Q2 |
| 97386 | Small Rural | Q3 |
| 97388 | Large Rural | Q1 |
| 97389 | Urban | Q2 |
| 97390 | Large Rural | Q3 |
| 97391 | Large Rural | Q3 |
| 97392 | Urban | Q2 |
| 97394 | Large Rural | Q2 |

Appendix D. List of 5-Digit Zip Codes and Mapping to Urban and Socioeconomic Status Categories

| 5-Digit Zip Code | Rural/Urban Categorization | SES Quartile |
|------------------|----------------------------|--------------|
| 97396 | Small Rural | Q3 |
| 97401 | Urban | Q3 |
| 97402 | Urban | Q4 |
| 97403 | Urban | Q3 |
| 97404 | Urban | Q2 |
| 97405 | Urban | Q2 |
| 97406 | Isolated | Q1 |
| 97407 | Large Rural | Q3 |
| 97408 | Urban | Q1 |
| 97409 | Urban | Q2 |
| 97410 | Isolated | Q2 |
| 97411 | Small Rural | Q2 |
| 97412 | Isolated | Q3 |
| 97413 | Urban | Q2 |
| 97414 | Isolated | Q4 |
| 97415 | Large Rural | Q2 |
| 97416 | Large Rural | Q3 |
| 97417 | Isolated | Q4 |
| 97419 | Urban | Q1 |
| 97420 | Large Rural | Q3 |
| 97423 | Small Rural | Q2 |
| 97424 | Urban | Q3 |
| 97426 | Urban | Q1 |
| 97429 | Isolated | Q1 |
| 97430 | Isolated | Q2 |
| 97431 | Urban | Q3 |
| 97432 | Large Rural | Q3 |
| 97434 | Urban | Q2 |
| 97435 | Isolated | Q2 |
| 97436 | Isolated | Q2 |
| 97437 | Urban | Q2 |
| 97438 | Urban | Q2 |
| 97439 | Large Rural | Q3 |
| 97440 | Urban | Q3 |
| 97441 | Small Rural | Q3 |
| 97442 | Isolated | Q2 |
| 97443 | Large Rural | Q2 |
| 97444 | Small Rural | Q2 |
| 97446 | Urban | Q2 |
| 97447 | Large Rural | Q3 |
| 97448 | Urban | Q2 |
| 97449 | Large Rural | Q2 |
| 97450 | Isolated | Q2 |
| 97451 | Urban | Q1 |

Appendix D. List of 5-Digit Zip Codes and Mapping to Urban and Socioeconomic Status Categories

| 5-Digit Zip Code | Rural/Urban Categorization | SES Quartile |
|------------------|----------------------------|--------------|
| 97452 | Urban | Q2 |
| 97453 | Isolated | Q3 |
| 97454 | Urban | Q1 |
| 97455 | Urban | Q1 |
| 97456 | Isolated | Q2 |
| 97457 | Large Rural | Q3 |
| 97458 | Isolated | Q3 |
| 97459 | Large Rural | Q2 |
| 97461 | Urban | Q3 |
| 97462 | Large Rural | Q2 |
| 97463 | Urban | Q2 |
| 97464 | Small Rural | Q2 |
| 97465 | Isolated | Q3 |
| 97466 | Isolated | Q3 |
| 97467 | Small Rural | Q3 |
| 97469 | Isolated | Q3 |
| 97470 | Large Rural | Q4 |
| 97471 | Large Rural | Q2 |
| 97473 | Small Rural | Q1 |
| 97475 | Urban | Q4 |
| 97476 | Isolated | Q1 |
| 97477 | Urban | Q4 |
| 97478 | Urban | Q3 |
| 97479 | Large Rural | Q3 |
| 97480 | Isolated | Q3 |
| 97481 | Large Rural | Q1 |
| 97484 | Isolated | Q1 |
| 97486 | Large Rural | Q1 |
| 97487 | Urban | Q3 |
| 97488 | Urban | Q1 |
| 97489 | Urban | Q1 |
| 97490 | Urban | Q2 |
| 97491 | Small Rural | Q2 |
| 97492 | Urban | Q3 |
| 97493 | Large Rural | Q1 |
| 97494 | Large Rural | Q1 |
| 97495 | Large Rural | Q1 |
| 97496 | Large Rural | Q3 |
| 97497 | Urban | Q3 |
| 97498 | Isolated | Q3 |
| 97499 | Isolated | Q2 |
| 97501 | Urban | Q4 |
| 97502 | Urban | Q2 |
| 97503 | Urban | Q3 |

Appendix D. List of 5-Digit Zip Codes and Mapping to Urban and Socioeconomic Status Categories

| 5-Digit Zip Code | Rural/Urban Categorization | SES Quartile |
|------------------|----------------------------|--------------|
| 97504 | Urban | Q3 |
| 97520 | Urban | Q3 |
| 97522 | Urban | Q3 |
| 97523 | Urban | Q3 |
| 97524 | Urban | Q3 |
| 97525 | Urban | Q1 |
| 97526 | Urban | Q3 |
| 97527 | Urban | Q3 |
| 97528 | Urban | Q3 |
| 97530 | Urban | Q2 |
| 97531 | Urban | Q4 |
| 97532 | Urban | Q1 |
| 97533 | Urban | Q3 |
| 97534 | Urban | Q3 |
| 97535 | Urban | Q3 |
| 97536 | Urban | Q2 |
| 97537 | Urban | Q3 |
| 97538 | Urban | Q3 |
| 97539 | Urban | Q3 |
| 97540 | Urban | Q3 |
| 97541 | Urban | Q2 |
| 97543 | Urban | Q2 |
| 97544 | Isolated | Q2 |
| 97601 | Large Rural | Q4 |
| 97602 | Large Rural | Q3 |
| 97603 | Large Rural | Q3 |
| 97604 | Urban | Q2 |
| 97620 | Isolated | Q2 |
| 97621 | Isolated | Q2 |
| 97622 | Large Rural | Q1 |
| 97623 | Large Rural | Q3 |
| 97624 | Isolated | Q3 |
| 97625 | Large Rural | Q2 |
| 97626 | Large Rural | Q1 |
| 97627 | Large Rural | Q2 |
| 97630 | Small Rural | Q3 |
| 97632 | Isolated | Q3 |
| 97633 | Isolated | Q3 |
| 97634 | Large Rural | Q2 |
| 97635 | Small Rural | Q3 |
| 97636 | Isolated | Q1 |
| 97637 | Isolated | Q1 |
| 97638 | Isolated | Q2 |
| 97639 | Isolated | Q1 |

Appendix D. List of 5-Digit Zip Codes and Mapping to Urban and Socioeconomic Status Categories

| 5-Digit Zip Code | Rural/Urban Categorization | SES Quartile |
|------------------|----------------------------|--------------|
| 97640 | Isolated | Q2 |
| 97641 | Isolated | Q3 |
| 97701 | Urban | Q2 |
| 97702 | Urban | Q2 |
| 97703 | Urban | Q2 |
| 97707 | Urban | Q2 |
| 97708 | Urban | Q2 |
| 97709 | Urban | Q2 |
| 97710 | Isolated | Q1 |
| 97711 | Isolated | Q2 |
| 97712 | Urban | Q1 |
| 97720 | Small Rural | Q3 |
| 97721 | Isolated | Q3 |
| 97722 | Isolated | Q2 |
| 97730 | Small Rural | Q1 |
| 97731 | Urban | Q4 |
| 97732 | Isolated | Q1 |
| 97733 | Urban | Q3 |
| 97734 | Small Rural | Q2 |
| 97735 | Isolated | Q2 |
| 97736 | Isolated | Q3 |
| 97737 | Urban | Q2 |
| 97738 | Small Rural | Q3 |
| 97739 | Urban | Q2 |
| 97741 | Small Rural | Q4 |
| 97750 | Isolated | Q2 |
| 97751 | Large Rural | Q2 |
| 97752 | Large Rural | Q2 |
| 97753 | Large Rural | Q1 |
| 97754 | Large Rural | Q3 |
| 97756 | Urban | Q3 |
| 97758 | Small Rural | Q2 |
| 97759 | Isolated | Q2 |
| 97760 | Urban | Q2 |
| 97761 | Isolated | Q4 |
| 97801 | Large Rural | Q3 |
| 97810 | Urban | Q1 |
| 97812 | Isolated | Q2 |
| 97813 | Urban | Q3 |
| 97814 | Small Rural | Q3 |
| 97817 | Isolated | Q1 |
| 97818 | Small Rural | Q3 |
| 97819 | Small Rural | Q1 |
| 97820 | Isolated | Q1 |

Appendix D. List of 5-Digit Zip Codes and Mapping to Urban and Socioeconomic Status Categories

| 5-Digit Zip Code | Rural/Urban Categorization | SES Quartile |
|------------------|----------------------------|--------------|
| 97823 | Isolated | Q2 |
| 97824 | Large Rural | Q1 |
| 97825 | Isolated | Q2 |
| 97826 | Large Rural | Q2 |
| 97827 | Large Rural | Q2 |
| 97828 | Isolated | Q2 |
| 97830 | Isolated | Q2 |
| 97833 | Small Rural | Q3 |
| 97834 | Isolated | Q2 |
| 97835 | Large Rural | Q1 |
| 97836 | Isolated | Q2 |
| 97837 | Small Rural | Q2 |
| 97838 | Large Rural | Q4 |
| 97839 | Isolated | Q1 |
| 97840 | Isolated | Q1 |
| 97841 | Large Rural | Q1 |
| 97842 | Isolated | Q1 |
| 97843 | Isolated | Q1 |
| 97844 | Small Rural | Q2 |
| 97845 | Isolated | Q2 |
| 97846 | Isolated | Q3 |
| 97848 | Isolated | Q3 |
| 97850 | Large Rural | Q3 |
| 97856 | Isolated | Q2 |
| 97857 | Isolated | Q2 |
| 97859 | Large Rural | Q1 |
| 97861 | Isolated | Q2 |
| 97862 | Urban | Q3 |
| 97864 | Isolated | Q2 |
| 97865 | Isolated | Q2 |
| 97867 | Large Rural | Q3 |
| 97868 | Large Rural | Q3 |
| 97869 | Isolated | Q2 |
| 97870 | Isolated | Q2 |
| 97873 | Isolated | Q2 |
| 97874 | Isolated | Q2 |
| 97875 | Large Rural | Q3 |
| 97876 | Large Rural | Q1 |
| 97877 | Small Rural | Q2 |
| 97880 | Large Rural | Q3 |
| 97882 | Large Rural | Q4 |
| 97883 | Large Rural | Q2 |
| 97884 | Small Rural | Q2 |
| 97885 | Isolated | Q3 |

Appendix D. List of 5-Digit Zip Codes and Mapping to Urban and Socioeconomic Status Categories

| 5-Digit Zip Code | Rural/Urban Categorization | SES Quartile |
|------------------|----------------------------|--------------|
| 97886 | Urban | Q2 |
| 97901 | Isolated | Q2 |
| 97902 | Isolated | Q2 |
| 97903 | Isolated | Q2 |
| 97904 | Isolated | Q1 |
| 97905 | Small Rural | Q2 |
| 97906 | Isolated | Q2 |
| 97907 | Small Rural | Q3 |
| 97908 | Isolated | Q3 |
| 97909 | Isolated | Q1 |
| 97910 | Isolated | Q2 |
| 97911 | Isolated | Q3 |
| 97913 | Large Rural | Q3 |
| 97914 | Large Rural | Q4 |
| 97917 | Isolated | Q3 |
| 97918 | Isolated | Q3 |
| 97920 | Isolated | Q2 |
| 98001 | Urban | Q2 |
| 98002 | Urban | Q4 |
| 98003 | Urban | Q4 |
| 98004 | Urban | Q2 |
| 98005 | Urban | Q2 |
| 98006 | Urban | Q1 |
| 98007 | Urban | Q3 |
| 98008 | Urban | Q1 |
| 98009 | Urban | Q2 |
| 98010 | Urban | Q1 |
| 98011 | Urban | Q2 |
| 98012 | Urban | Q1 |
| 98013 | Urban | Q1 |
| 98014 | Urban | Q1 |
| 98015 | Urban | Q1 |
| 98019 | Urban | Q1 |
| 98020 | Urban | Q1 |
| 98021 | Urban | Q1 |
| 98022 | Urban | Q2 |
| 98023 | Urban | Q2 |
| 98024 | Urban | Q1 |
| 98025 | Urban | Q1 |
| 98026 | Urban | Q1 |
| 98027 | Urban | Q1 |
| 98028 | Urban | Q1 |
| 98029 | Urban | Q1 |
| 98030 | Urban | Q4 |

Appendix D. List of 5-Digit Zip Codes and Mapping to Urban and Socioeconomic Status Categories

| 5-Digit Zip Code | Rural/Urban Categorization | SES Quartile |
|------------------|----------------------------|--------------|
| 98031 | Urban | Q3 |
| 98032 | Urban | Q4 |
| 98033 | Urban | Q1 |
| 98034 | Urban | Q1 |
| 98035 | Urban | Q4 |
| 98036 | Urban | Q3 |
| 98037 | Urban | Q2 |
| 98038 | Urban | Q1 |
| 98039 | Urban | Q1 |
| 98040 | Urban | Q1 |
| 98041 | Urban | Q2 |
| 98042 | Urban | Q1 |
| 98043 | Urban | Q2 |
| 98045 | Urban | Q1 |
| 98046 | Urban | Q3 |
| 98047 | Urban | Q3 |
| 98050 | Urban | Q1 |
| 98051 | Urban | Q1 |
| 98052 | Urban | Q2 |
| 98053 | Urban | Q1 |
| 98055 | Urban | Q2 |
| 98056 | Urban | Q3 |
| 98057 | Urban | Q4 |
| 98058 | Urban | Q1 |
| 98059 | Urban | Q1 |
| 98061 | Urban | Q1 |
| 98062 | Urban | Q2 |
| 98063 | Urban | Q4 |
| 98064 | Urban | Q3 |
| 98065 | Urban | Q1 |
| 98068 | Urban | Q1 |
| 98070 | Urban | Q1 |
| 98071 | Urban | Q2 |
| 98072 | Urban | Q1 |
| 98073 | Urban | Q2 |
| 98074 | Urban | Q1 |
| 98075 | Urban | Q1 |
| 98077 | Urban | Q1 |
| 98082 | Urban | Q1 |
| 98083 | Urban | Q1 |
| 98087 | Urban | Q3 |
| 98089 | Urban | Q4 |
| 98092 | Urban | Q2 |
| 98093 | Urban | Q2 |

Appendix D. List of 5-Digit Zip Codes and Mapping to Urban and Socioeconomic Status Categories

| 5-Digit Zip Code | Rural/Urban Categorization | SES Quartile |
|------------------|----------------------------|--------------|
| 98101 | Urban | Q3 |
| 98102 | Urban | Q2 |
| 98103 | Urban | Q2 |
| 98104 | Urban | Q4 |
| 98105 | Urban | Q3 |
| 98106 | Urban | Q4 |
| 98107 | Urban | Q2 |
| 98108 | Urban | Q4 |
| 98109 | Urban | Q2 |
| 98110 | Urban | Q1 |
| 98111 | Urban | Q3 |
| 98112 | Urban | Q1 |
| 98113 | Urban | Q2 |
| 98114 | Urban | Q4 |
| 98115 | Urban | Q1 |
| 98116 | Urban | Q1 |
| 98117 | Urban | Q1 |
| 98118 | Urban | Q4 |
| 98119 | Urban | Q2 |
| 98121 | Urban | Q2 |
| 98122 | Urban | Q3 |
| 98124 | Urban | Q4 |
| 98125 | Urban | Q3 |
| 98126 | Urban | Q3 |
| 98127 | Urban | Q2 |
| 98129 | Urban | Q2 |
| 98131 | Urban | Q4 |
| 98133 | Urban | Q3 |
| 98134 | Urban | Q4 |
| 98136 | Urban | Q1 |
| 98138 | Urban | Q4 |
| 98139 | Urban | Q1 |
| 98141 | Urban | Q3 |
| 98144 | Urban | Q3 |
| 98145 | Urban | Q3 |
| 98146 | Urban | Q3 |
| 98148 | Urban | Q4 |
| 98154 | Urban | Missing |
| 98155 | Urban | Q2 |
| 98158 | Urban | Missing |
| 98160 | Urban | Q1 |
| 98161 | Urban | Q3 |
| 98164 | Urban | Q1 |
| 98165 | Urban | Q3 |

Appendix D. List of 5-Digit Zip Codes and Mapping to Urban and Socioeconomic Status Categories

| 5-Digit Zip Code | Rural/Urban Categorization | SES Quartile |
|------------------|----------------------------|--------------|
| 98166 | Urban | Q2 |
| 98168 | Urban | Q4 |
| 98170 | Urban | Q3 |
| 98174 | Urban | Missing |
| 98175 | Urban | Q3 |
| 98177 | Urban | Q1 |
| 98178 | Urban | Q3 |
| 98181 | Urban | Q3 |
| 98185 | Urban | Missing |
| 98188 | Urban | Q4 |
| 98190 | Urban | Q4 |
| 98191 | Urban | Q3 |
| 98194 | Urban | Q4 |
| 98195 | Urban | Q1 |
| 98198 | Urban | Q3 |
| 98199 | Urban | Q1 |
| 98201 | Urban | Q4 |
| 98203 | Urban | Q3 |
| 98204 | Urban | Q4 |
| 98205 | Missing | Q1 |
| 98206 | Urban | Q4 |
| 98207 | Urban | Q1 |
| 98208 | Urban | Q2 |
| 98213 | Urban | Q4 |
| 98220 | Urban | Q3 |
| 98221 | Large Rural | Q1 |
| 98222 | Isolated | Q1 |
| 98223 | Urban | Q2 |
| 98224 | Urban | Q2 |
| 98225 | Urban | Q3 |
| 98226 | Urban | Q2 |
| 98227 | Urban | Q3 |
| 98228 | Urban | Q2 |
| 98229 | Urban | Q2 |
| 98230 | Urban | Q2 |
| 98231 | Urban | Q2 |
| 98232 | Urban | Q1 |
| 98233 | Urban | Q3 |
| 98235 | Urban | Q2 |
| 98236 | Urban | Q1 |
| 98237 | Isolated | Q3 |
| 98238 | Urban | Q1 |
| 98239 | Large Rural | Q1 |
| 98240 | Urban | Q1 |

Appendix D. List of 5-Digit Zip Codes and Mapping to Urban and Socioeconomic Status Categories

| 5-Digit Zip Code | Rural/Urban Categorization | SES Quartile |
|------------------|----------------------------|--------------|
| 98241 | Urban | Q3 |
| 98243 | Isolated | Q1 |
| 98244 | Urban | Q2 |
| 98245 | Isolated | Q2 |
| 98247 | Urban | Q3 |
| 98248 | Urban | Q2 |
| 98249 | Urban | Q1 |
| 98250 | Isolated | Q1 |
| 98251 | Urban | Q2 |
| 98252 | Urban | Q1 |
| 98253 | Urban | Q1 |
| 98255 | Urban | Q4 |
| 98256 | Urban | Q2 |
| 98257 | Urban | Q2 |
| 98258 | Urban | Q2 |
| 98259 | Urban | Q2 |
| 98260 | Urban | Q1 |
| 98261 | Isolated | Q2 |
| 98262 | Urban | Q1 |
| 98263 | Urban | Q2 |
| 98264 | Urban | Q1 |
| 98266 | Urban | Q3 |
| 98267 | Isolated | Q3 |
| 98270 | Urban | Q2 |
| 98271 | Urban | Q2 |
| 98272 | Urban | Q2 |
| 98273 | Urban | Q3 |
| 98274 | Urban | Q2 |
| 98275 | Urban | Q1 |
| 98276 | Urban | Q1 |
| 98277 | Large Rural | Q2 |
| 98278 | Large Rural | Q1 |
| 98279 | Isolated | Q1 |
| 98280 | Isolated | Q1 |
| 98281 | Isolated | Q1 |
| 98282 | Urban | Q1 |
| 98283 | Isolated | Q2 |
| 98284 | Urban | Q3 |
| 98286 | Isolated | Q2 |
| 98287 | Urban | Q1 |
| 98288 | Urban | Q2 |
| 98290 | Urban | Q1 |
| 98291 | Urban | Q1 |
| 98292 | Urban | Q1 |

Appendix D. List of 5-Digit Zip Codes and Mapping to Urban and Socioeconomic Status Categories

| 5-Digit Zip Code | Rural/Urban Categorization | SES Quartile |
|------------------|----------------------------|--------------|
| 98293 | Urban | Q2 |
| 98294 | Urban | Q2 |
| 98295 | Urban | Q3 |
| 98296 | Urban | Q1 |
| 98297 | Isolated | Q1 |
| 98303 | Urban | Q1 |
| 98304 | Urban | Q2 |
| 98305 | Small Rural | Q1 |
| 98310 | Urban | Q3 |
| 98311 | Urban | Q1 |
| 98312 | Urban | Q3 |
| 98314 | Urban | Q1 |
| 98315 | Urban | Q2 |
| 98320 | Isolated | Q2 |
| 98321 | Urban | Q2 |
| 98322 | Urban | Q1 |
| 98323 | Urban | Q2 |
| 98324 | Large Rural | Q1 |
| 98325 | Isolated | Q1 |
| 98326 | Isolated | Q4 |
| 98327 | Urban | Q1 |
| 98328 | Urban | Q2 |
| 98329 | Urban | Q1 |
| 98330 | Urban | Q2 |
| 98331 | Small Rural | Q4 |
| 98332 | Urban | Q1 |
| 98333 | Urban | Q1 |
| 98335 | Urban | Q1 |
| 98336 | Isolated | Q3 |
| 98337 | Urban | Q4 |
| 98338 | Urban | Q1 |
| 98339 | Small Rural | Q3 |
| 98340 | Urban | Q1 |
| 98342 | Urban | Q1 |
| 98343 | Large Rural | Q3 |
| 98344 | Urban | Q1 |
| 98345 | Urban | Q1 |
| 98346 | Urban | Q1 |
| 98348 | Urban | Q2 |
| 98349 | Urban | Q2 |
| 98350 | Small Rural | Q4 |
| 98351 | Urban | Q1 |
| 98352 | Urban | Q3 |
| 98353 | Urban | Q1 |

Appendix D. List of 5-Digit Zip Codes and Mapping to Urban and Socioeconomic Status Categories

| 5-Digit Zip Code | Rural/Urban Categorization | SES Quartile |
|------------------|----------------------------|--------------|
| 98354 | Urban | Q2 |
| 98355 | Large Rural | Q2 |
| 98356 | Isolated | Q3 |
| 98357 | Isolated | Q4 |
| 98358 | Small Rural | Q1 |
| 98359 | Urban | Q2 |
| 98360 | Urban | Q1 |
| 98361 | Isolated | Q1 |
| 98362 | Large Rural | Q2 |
| 98363 | Large Rural | Q3 |
| 98364 | Urban | Q1 |
| 98365 | Isolated | Q1 |
| 98366 | Urban | Q3 |
| 98367 | Urban | Q1 |
| 98368 | Small Rural | Q1 |
| 98370 | Urban | Q1 |
| 98371 | Urban | Q2 |
| 98372 | Urban | Q2 |
| 98373 | Urban | Q2 |
| 98374 | Urban | Q2 |
| 98375 | Urban | Q2 |
| 98376 | Isolated | Q1 |
| 98377 | Isolated | Q3 |
| 98378 | Urban | Q3 |
| 98380 | Urban | Q1 |
| 98381 | Isolated | Q1 |
| 98382 | Large Rural | Q1 |
| 98383 | Urban | Q2 |
| 98384 | Urban | Q3 |
| 98385 | Urban | Q1 |
| 98386 | Urban | Q3 |
| 98387 | Urban | Q2 |
| 98388 | Urban | Q2 |
| 98390 | Urban | Q3 |
| 98391 | Urban | Q1 |
| 98392 | Urban | Q2 |
| 98393 | Urban | Q1 |
| 98394 | Urban | Q2 |
| 98395 | Urban | Q1 |
| 98396 | Urban | Q2 |
| 98397 | Urban | Q2 |
| 98398 | Urban | Q2 |
| 98401 | Urban | Q4 |
| 98402 | Urban | Q4 |

Appendix D. List of 5-Digit Zip Codes and Mapping to Urban and Socioeconomic Status Categories

| 5-Digit Zip Code | Rural/Urban Categorization | SES Quartile |
|------------------|----------------------------|--------------|
| 98403 | Urban | Q3 |
| 98404 | Urban | Q4 |
| 98405 | Urban | Q4 |
| 98406 | Urban | Q2 |
| 98407 | Urban | Q2 |
| 98408 | Urban | Q3 |
| 98409 | Urban | Q4 |
| 98411 | Urban | Q4 |
| 98412 | Urban | Q4 |
| 98413 | Urban | Q4 |
| 98415 | Urban | Q4 |
| 98416 | Urban | Q1 |
| 98417 | Urban | Q2 |
| 98418 | Urban | Q4 |
| 98419 | Urban | Q4 |
| 98421 | Urban | Q2 |
| 98422 | Urban | Q1 |
| 98424 | Urban | Q3 |
| 98430 | Urban | Q1 |
| 98431 | Urban | Q2 |
| 98433 | Urban | Q2 |
| 98438 | Urban | Q1 |
| 98439 | Urban | Q4 |
| 98443 | Urban | Q1 |
| 98444 | Urban | Q4 |
| 98445 | Urban | Q2 |
| 98446 | Urban | Q2 |
| 98447 | Urban | Q1 |
| 98448 | Urban | Q4 |
| 98464 | Urban | Q2 |
| 98465 | Urban | Q3 |
| 98466 | Urban | Q2 |
| 98467 | Urban | Q3 |
| 98471 | Urban | Q4 |
| 98481 | Urban | Q4 |
| 98490 | Urban | Q4 |
| 98493 | Urban | Q2 |
| 98496 | Urban | Q4 |
| 98497 | Urban | Q2 |
| 98498 | Urban | Q2 |
| 98499 | Urban | Q4 |
| 98501 | Urban | Q2 |
| 98502 | Urban | Q3 |
| 98503 | Urban | Q3 |

Appendix D. List of 5-Digit Zip Codes and Mapping to Urban and Socioeconomic Status Categories

| 5-Digit Zip Code | Rural/Urban Categorization | SES Quartile |
|------------------|----------------------------|--------------|
| 98504 | Urban | Q2 |
| 98505 | Urban | Q3 |
| 98506 | Urban | Q2 |
| 98507 | Urban | Q2 |
| 98508 | Urban | Q3 |
| 98509 | Urban | Q3 |
| 98511 | Urban | Q2 |
| 98512 | Urban | Q2 |
| 98513 | Urban | Q1 |
| 98516 | Urban | Q1 |
| 98520 | Large Rural | Q3 |
| 98522 | Large Rural | Q2 |
| 98524 | Urban | Q1 |
| 98526 | Isolated | Q4 |
| 98527 | Small Rural | Q2 |
| 98528 | Urban | Q2 |
| 98530 | Urban | Q4 |
| 98531 | Large Rural | Q4 |
| 98532 | Large Rural | Q2 |
| 98533 | Large Rural | Q1 |
| 98535 | Small Rural | Q4 |
| 98536 | Small Rural | Q2 |
| 98537 | Large Rural | Q2 |
| 98538 | Large Rural | Q2 |
| 98539 | Large Rural | Q2 |
| 98540 | Urban | Q2 |
| 98541 | Small Rural | Q3 |
| 98542 | Large Rural | Q2 |
| 98544 | Large Rural | Missing |
| 98546 | Urban | Q2 |
| 98547 | Isolated | Q3 |
| 98548 | Urban | Q2 |
| 98550 | Large Rural | Q4 |
| 98552 | Large Rural | Q2 |
| 98554 | Small Rural | Q2 |
| 98555 | Urban | Q1 |
| 98556 | Urban | Q2 |
| 98557 | Urban | Q3 |
| 98558 | Urban | Q1 |
| 98559 | Urban | Q2 |
| 98560 | Large Rural | Q1 |
| 98561 | Small Rural | Q2 |
| 98562 | Small Rural | Missing |
| 98563 | Small Rural | Q2 |

Appendix D. List of 5-Digit Zip Codes and Mapping to Urban and Socioeconomic Status Categories

| 5-Digit Zip Code | Rural/Urban Categorization | SES Quartile |
|------------------|----------------------------|--------------|
| 98564 | Isolated | Q2 |
| 98565 | Large Rural | Q2 |
| 98566 | Large Rural | Q2 |
| 98568 | Urban | Q3 |
| 98569 | Small Rural | Q1 |
| 98570 | Large Rural | Q2 |
| 98571 | Small Rural | Q1 |
| 98572 | Large Rural | Q2 |
| 98575 | Large Rural | Q1 |
| 98576 | Urban | Q2 |
| 98577 | Small Rural | Q2 |
| 98579 | Large Rural | Q2 |
| 98580 | Urban | Q2 |
| 98581 | Urban | Q1 |
| 98582 | Large Rural | Q2 |
| 98583 | Small Rural | Q2 |
| 98584 | Urban | Q3 |
| 98585 | Large Rural | Q2 |
| 98586 | Small Rural | Q4 |
| 98587 | Isolated | Q4 |
| 98588 | Urban | Q2 |
| 98589 | Urban | Q2 |
| 98590 | Small Rural | Q3 |
| 98591 | Isolated | Q2 |
| 98592 | Large Rural | Q1 |
| 98593 | Large Rural | Q2 |
| 98595 | Isolated | Q3 |
| 98596 | Large Rural | Q3 |
| 98597 | Urban | Q2 |
| 98599 | Urban | Q2 |
| 98601 | Urban | Q2 |
| 98602 | Large Rural | Q1 |
| 98603 | Urban | Q2 |
| 98604 | Urban | Q1 |
| 98605 | Large Rural | Q3 |
| 98606 | Urban | Q1 |
| 98607 | Urban | Q1 |
| 98609 | Urban | Q3 |
| 98610 | Urban | Q2 |
| 98611 | Urban | Q1 |
| 98612 | Isolated | Q2 |
| 98613 | Large Rural | Q2 |
| 98614 | Isolated | Q1 |
| 98616 | Urban | Q1 |

Appendix D. List of 5-Digit Zip Codes and Mapping to Urban and Socioeconomic Status Categories

| 5-Digit Zip Code | Rural/Urban Categorization | SES Quartile |
|------------------|----------------------------|--------------|
| 98617 | Large Rural | Q1 |
| 98619 | Small Rural | Q2 |
| 98620 | Small Rural | Q3 |
| 98621 | Isolated | Q2 |
| 98622 | Urban | Q1 |
| 98623 | Large Rural | Q2 |
| 98624 | Isolated | Q2 |
| 98625 | Urban | Q2 |
| 98626 | Urban | Q3 |
| 98628 | Large Rural | Q2 |
| 98629 | Urban | Q1 |
| 98631 | Isolated | Q2 |
| 98632 | Urban | Q3 |
| 98635 | Large Rural | Q2 |
| 98637 | Small Rural | Q2 |
| 98638 | Isolated | Q1 |
| 98639 | Urban | Q2 |
| 98640 | Small Rural | Q2 |
| 98641 | Small Rural | Missing |
| 98642 | Urban | Q1 |
| 98643 | Isolated | Q2 |
| 98644 | Isolated | Q3 |
| 98645 | Urban | Q2 |
| 98647 | Isolated | Q2 |
| 98648 | Urban | Q3 |
| 98649 | Urban | Q1 |
| 98650 | Large Rural | Q1 |
| 98651 | Isolated | Q2 |
| 98660 | Urban | Q4 |
| 98661 | Urban | Q4 |
| 98662 | Urban | Q2 |
| 98663 | Urban | Q3 |
| 98664 | Urban | Q3 |
| 98665 | Urban | Q3 |
| 98666 | Urban | Q4 |
| 98668 | Urban | Q4 |
| 98670 | Large Rural | Q2 |
| 98671 | Urban | Q2 |
| 98672 | Large Rural | Q2 |
| 98673 | Large Rural | Q3 |
| 98674 | Urban | Q3 |
| 98675 | Urban | Q2 |
| 98682 | Urban | Q2 |
| 98683 | Urban | Q2 |

Appendix D. List of 5-Digit Zip Codes and Mapping to Urban and Socioeconomic Status Categories

| 5-Digit Zip Code | Rural/Urban Categorization | SES Quartile |
|------------------|----------------------------|--------------|
| 98684 | Urban | Q3 |
| 98685 | Urban | Q1 |
| 98686 | Urban | Q1 |
| 98687 | Urban | Q3 |
| 98801 | Urban | Q3 |
| 98802 | Urban | Q3 |
| 98807 | Urban | Q3 |
| 98811 | Urban | Q1 |
| 98812 | Isolated | Q4 |
| 98813 | Urban | Q3 |
| 98814 | Isolated | Q1 |
| 98815 | Urban | Q2 |
| 98816 | Small Rural | Q3 |
| 98817 | Small Rural | Q2 |
| 98819 | Isolated | Q2 |
| 98821 | Urban | Q3 |
| 98822 | Urban | Q2 |
| 98823 | Small Rural | Q3 |
| 98824 | Isolated | Q4 |
| 98826 | Small Rural | Q2 |
| 98827 | Isolated | Q3 |
| 98828 | Urban | Q3 |
| 98829 | Small Rural | Q3 |
| 98830 | Urban | Q1 |
| 98831 | Small Rural | Q3 |
| 98832 | Large Rural | Q1 |
| 98833 | Isolated | Q1 |
| 98834 | Isolated | Q2 |
| 98836 | Urban | Q2 |
| 98837 | Large Rural | Q3 |
| 98840 | Small Rural | Q3 |
| 98841 | Small Rural | Q3 |
| 98843 | Urban | Q3 |
| 98844 | Isolated | Q3 |
| 98845 | Urban | Q3 |
| 98846 | Isolated | Q3 |
| 98847 | Urban | Q3 |
| 98848 | Small Rural | Q4 |
| 98849 | Isolated | Q3 |
| 98850 | Urban | Q4 |
| 98851 | Small Rural | Q4 |
| 98852 | Urban | Q1 |
| 98853 | Large Rural | Q1 |
| 98855 | Isolated | Q3 |

Appendix D. List of 5-Digit Zip Codes and Mapping to Urban and Socioeconomic Status Categories

| 5-Digit Zip Code | Rural/Urban Categorization | SES Quartile |
|------------------|----------------------------|--------------|
| 98856 | Isolated | Q2 |
| 98857 | Large Rural | Q4 |
| 98858 | Urban | Q3 |
| 98859 | Isolated | Q3 |
| 98860 | Large Rural | Q2 |
| 98862 | Isolated | Q1 |
| 98901 | Urban | Q4 |
| 98902 | Urban | Q4 |
| 98903 | Urban | Q3 |
| 98904 | Urban | Q2 |
| 98907 | Urban | Q4 |
| 98908 | Urban | Q2 |
| 98909 | Urban | Q3 |
| 98920 | Urban | Q4 |
| 98921 | Large Rural | Q4 |
| 98922 | Small Rural | Q2 |
| 98923 | Urban | Q4 |
| 98925 | Large Rural | Q1 |
| 98926 | Large Rural | Q3 |
| 98930 | Large Rural | Q4 |
| 98932 | Large Rural | Q4 |
| 98933 | Urban | Q4 |
| 98934 | Large Rural | Q3 |
| 98935 | Small Rural | Q4 |
| 98936 | Urban | Q2 |
| 98937 | Urban | Q1 |
| 98938 | Large Rural | Q3 |
| 98939 | Urban | Q4 |
| 98940 | Small Rural | Q1 |
| 98941 | Small Rural | Q3 |
| 98942 | Urban | Q2 |
| 98943 | Small Rural | Q2 |
| 98944 | Large Rural | Q4 |
| 98946 | Large Rural | Q3 |
| 98947 | Urban | Q3 |
| 98948 | Large Rural | Q4 |
| 98950 | Large Rural | Q3 |
| 98951 | Urban | Q4 |
| 98952 | Isolated | Q4 |
| 98953 | Large Rural | Q2 |
| 99001 | Urban | Q4 |
| 99003 | Urban | Q1 |
| 99004 | Urban | Q3 |
| 99005 | Urban | Q1 |

Appendix D. List of 5-Digit Zip Codes and Mapping to Urban and Socioeconomic Status Categories

| 5-Digit Zip Code | Rural/Urban Categorization | SES Quartile |
|------------------|----------------------------|--------------|
| 99006 | Urban | Q1 |
| 99008 | Urban | Q2 |
| 99009 | Urban | Q3 |
| 99011 | Urban | Q1 |
| 99012 | Urban | Q1 |
| 99013 | Urban | Q3 |
| 99014 | Urban | Q3 |
| 99016 | Urban | Q2 |
| 99017 | Isolated | Q2 |
| 99018 | Urban | Q2 |
| 99019 | Urban | Q1 |
| 99020 | Urban | Q1 |
| 99021 | Urban | Q1 |
| 99022 | Urban | Q2 |
| 99023 | Urban | Q1 |
| 99025 | Urban | Q1 |
| 99026 | Urban | Q1 |
| 99027 | Urban | Q2 |
| 99029 | Urban | Q1 |
| 99030 | Urban | Q2 |
| 99031 | Urban | Q2 |
| 99032 | Urban | Q2 |
| 99033 | Isolated | Q3 |
| 99034 | Urban | Q1 |
| 99036 | Urban | Q1 |
| 99037 | Urban | Q2 |
| 99039 | Urban | Q1 |
| 99040 | Isolated | Q4 |
| 99101 | Isolated | Q2 |
| 99102 | Large Rural | Q2 |
| 99103 | Isolated | Q1 |
| 99104 | Isolated | Q1 |
| 99105 | Isolated | Q1 |
| 99107 | Small Rural | Q2 |
| 99109 | Isolated | Q3 |
| 99110 | Urban | Q3 |
| 99111 | Small Rural | Q2 |
| 99113 | Isolated | Q1 |
| 99114 | Small Rural | Q2 |
| 99115 | Isolated | Q2 |
| 99116 | Isolated | Q3 |
| 99117 | Isolated | Q2 |
| 99118 | Isolated | Q2 |
| 99119 | Isolated | Q1 |

Appendix D. List of 5-Digit Zip Codes and Mapping to Urban and Socioeconomic Status Categories

| 5-Digit Zip Code | Rural/Urban Categorization | SES Quartile |
|------------------|----------------------------|--------------|
| 99121 | Isolated | Q1 |
| 99122 | Urban | Q2 |
| 99123 | Isolated | Q1 |
| 99124 | Isolated | Q3 |
| 99125 | Isolated | Q1 |
| 99126 | Small Rural | Q2 |
| 99128 | Isolated | Q1 |
| 99129 | Isolated | Q4 |
| 99130 | Isolated | Q1 |
| 99131 | Isolated | Q1 |
| 99133 | Isolated | Q3 |
| 99134 | Urban | Q1 |
| 99135 | Isolated | Q2 |
| 99136 | Isolated | Q2 |
| 99137 | Isolated | Q2 |
| 99138 | Isolated | Q4 |
| 99139 | Isolated | Q2 |
| 99140 | Isolated | Q4 |
| 99141 | Small Rural | Q2 |
| 99143 | Isolated | Q2 |
| 99144 | Urban | Q1 |
| 99146 | Isolated | Q1 |
| 99147 | Isolated | Q1 |
| 99148 | Urban | Q1 |
| 99149 | Isolated | Q2 |
| 99150 | Isolated | Q3 |
| 99151 | Small Rural | Q2 |
| 99152 | Isolated | Q1 |
| 99153 | Isolated | Q3 |
| 99154 | Urban | Q1 |
| 99155 | Isolated | Q4 |
| 99156 | Urban | Q3 |
| 99157 | Small Rural | Q4 |
| 99158 | Isolated | Q1 |
| 99159 | Urban | Q1 |
| 99160 | Isolated | Q2 |
| 99161 | Isolated | Q1 |
| 99163 | Large Rural | Q3 |
| 99164 | Large Rural | Missing |
| 99166 | Isolated | Q3 |
| 99167 | Small Rural | Q2 |
| 99169 | Isolated | Q2 |
| 99170 | Isolated | Q1 |
| 99171 | Isolated | Q2 |

Appendix D. List of 5-Digit Zip Codes and Mapping to Urban and Socioeconomic Status Categories

| 5-Digit Zip Code | Rural/Urban Categorization | SES Quartile |
|------------------|----------------------------|--------------|
| 99173 | Urban | Q3 |
| 99174 | Isolated | Q2 |
| 99176 | Isolated | Q2 |
| 99179 | Isolated | Q1 |
| 99180 | Isolated | Q1 |
| 99181 | Urban | Q2 |
| 99185 | Isolated | Q1 |
| 99201 | Urban | Q4 |
| 99202 | Urban | Q4 |
| 99203 | Urban | Q1 |
| 99204 | Urban | Q3 |
| 99205 | Urban | Q3 |
| 99206 | Urban | Q2 |
| 99207 | Urban | Q4 |
| 99208 | Urban | Q2 |
| 99209 | Urban | Q3 |
| 99210 | Urban | Q4 |
| 99211 | Urban | Q2 |
| 99212 | Urban | Q2 |
| 99213 | Urban | Q2 |
| 99214 | Urban | Q2 |
| 99215 | Urban | Q3 |
| 99216 | Urban | Q3 |
| 99217 | Urban | Q3 |
| 99218 | Urban | Q3 |
| 99219 | Urban | Q2 |
| 99220 | Urban | Q4 |
| 99223 | Urban | Q2 |
| 99224 | Urban | Q2 |
| 99228 | Urban | Q3 |
| 99251 | Urban | Q3 |
| 99252 | Urban | Q4 |
| 99256 | Urban | Q4 |
| 99258 | Urban | Q4 |
| 99260 | Urban | Q4 |
| 99301 | Urban | Q3 |
| 99302 | Urban | Q3 |
| 99320 | Urban | Q2 |
| 99321 | Small Rural | Q3 |
| 99322 | Small Rural | Q1 |
| 99323 | Urban | Q1 |
| 99324 | Urban | Q3 |
| 99326 | Small Rural | Q4 |
| 99328 | Small Rural | Q3 |

Appendix D. List of 5-Digit Zip Codes and Mapping to Urban and Socioeconomic Status Categories

| 5-Digit Zip Code | Rural/Urban Categorization | SES Quartile |
|------------------|----------------------------|--------------|
| 99329 | Urban | Q2 |
| 99330 | Urban | Q4 |
| 99333 | Isolated | Q1 |
| 99335 | Urban | Q3 |
| 99336 | Urban | Q4 |
| 99337 | Urban | Q2 |
| 99338 | Urban | Q1 |
| 99341 | Isolated | Q2 |
| 99343 | Small Rural | Q3 |
| 99344 | Large Rural | Q4 |
| 99345 | Isolated | Q2 |
| 99346 | Isolated | Q2 |
| 99347 | Isolated | Q1 |
| 99348 | Urban | Q4 |
| 99349 | Small Rural | Q4 |
| 99350 | Large Rural | Q3 |
| 99352 | Urban | Q1 |
| 99353 | Urban | Q1 |
| 99354 | Urban | Q2 |
| 99356 | Small Rural | Q3 |
| 99357 | Small Rural | Q4 |
| 99359 | Small Rural | Q1 |
| 99360 | Urban | Q1 |
| 99361 | Urban | Q2 |
| 99362 | Urban | Q3 |
| 99363 | Urban | Q4 |
| 99371 | Isolated | Q2 |
| 99401 | Urban | Q2 |
| 99402 | Urban | Q2 |
| 99403 | Urban | Q3 |
| 99501 | Urban | Q4 |
| 99502 | Urban | Q2 |
| 99503 | Urban | Q4 |
| 99504 | Urban | Q2 |
| 99505 | Urban | Q2 |
| 99506 | Urban | Q1 |
| 99507 | Urban | Q2 |
| 99508 | Urban | Q4 |
| 99509 | Urban | Q2 |
| 99510 | Urban | Q1 |
| 99511 | Urban | Q2 |
| 99513 | Urban | Missing |
| 99514 | Urban | Q4 |
| 99515 | Urban | Q2 |

Appendix D. List of 5-Digit Zip Codes and Mapping to Urban and Socioeconomic Status Categories

| 5-Digit Zip Code | Rural/Urban Categorization | SES Quartile |
|------------------|----------------------------|--------------|
| 99516 | Urban | Q1 |
| 99517 | Urban | Q2 |
| 99518 | Urban | Q2 |
| 99519 | Urban | Q1 |
| 99520 | Urban | Q4 |
| 99521 | Urban | Q2 |
| 99522 | Urban | Q2 |
| 99523 | Urban | Q2 |
| 99524 | Urban | Q4 |
| 99529 | Urban | Q2 |
| 99530 | Urban | Q2 |
| 99540 | Urban | Q1 |
| 99545 | Small Rural | Q4 |
| 99546 | Isolated | Q4 |
| 99547 | Isolated | Q2 |
| 99548 | Isolated | Q2 |
| 99549 | Isolated | Q1 |
| 99550 | Small Rural | Q3 |
| 99551 | Isolated | Q4 |
| 99552 | Isolated | Q4 |
| 99553 | Isolated | Q3 |
| 99554 | Isolated | Q4 |
| 99555 | Isolated | Q3 |
| 99556 | Isolated | Q2 |
| 99557 | Isolated | Q4 |
| 99558 | Isolated | Q3 |
| 99559 | Small Rural | Q4 |
| 99561 | Isolated | Q3 |
| 99563 | Isolated | Q4 |
| 99564 | Isolated | Q2 |
| 99565 | Isolated | Q1 |
| 99566 | Isolated | Q2 |
| 99567 | Urban | Q1 |
| 99568 | Small Rural | Q2 |
| 99569 | Isolated | Q4 |
| 99571 | Isolated | Q2 |
| 99572 | Isolated | Q1 |
| 99573 | Isolated | Q3 |
| 99574 | Isolated | Q1 |
| 99575 | Isolated | Q4 |
| 99576 | Isolated | Q3 |
| 99577 | Urban | Q1 |
| 99578 | Isolated | Q4 |
| 99579 | Isolated | Q2 |

Appendix D. List of 5-Digit Zip Codes and Mapping to Urban and Socioeconomic Status Categories

| 5-Digit Zip Code | Rural/Urban Categorization | SES Quartile |
|------------------|----------------------------|--------------|
| 99580 | Isolated | Q4 |
| 99581 | Isolated | Q4 |
| 99583 | Isolated | Q2 |
| 99585 | Isolated | Q4 |
| 99586 | Isolated | Q3 |
| 99587 | Urban | Q2 |
| 99588 | Isolated | Q2 |
| 99589 | Isolated | Q4 |
| 99590 | Isolated | Q4 |
| 99591 | Isolated | Q3 |
| 99599 | Urban | Q4 |
| 99602 | Isolated | Q3 |
| 99603 | Isolated | Q2 |
| 99604 | Isolated | Q4 |
| 99605 | Isolated | Q1 |
| 99606 | Isolated | Q4 |
| 99607 | Isolated | Q4 |
| 99608 | Small Rural | Q3 |
| 99609 | Isolated | Q4 |
| 99610 | Small Rural | Q2 |
| 99611 | Small Rural | Q2 |
| 99612 | Isolated | Q3 |
| 99613 | Isolated | Q3 |
| 99614 | Isolated | Q4 |
| 99615 | Small Rural | Q3 |
| 99619 | Small Rural | Q3 |
| 99620 | Isolated | Q4 |
| 99621 | Isolated | Q4 |
| 99622 | Isolated | Q4 |
| 99623 | Urban | Q2 |
| 99624 | Small Rural | Q3 |
| 99625 | Isolated | Q4 |
| 99626 | Isolated | Q4 |
| 99627 | Isolated | Q4 |
| 99628 | Isolated | Q3 |
| 99629 | Urban | Q2 |
| 99630 | Isolated | Q4 |
| 99631 | Isolated | Q2 |
| 99632 | Isolated | Q4 |
| 99633 | Isolated | Q2 |
| 99634 | Isolated | Q4 |
| 99635 | Small Rural | Q2 |
| 99636 | Isolated | Q4 |
| 99637 | Isolated | Q3 |

Appendix D. List of 5-Digit Zip Codes and Mapping to Urban and Socioeconomic Status Categories

| 5-Digit Zip Code | Rural/Urban Categorization | SES Quartile |
|------------------|----------------------------|--------------|
| 99638 | Isolated | Q3 |
| 99639 | Isolated | Q2 |
| 99640 | Isolated | Q4 |
| 99641 | Isolated | Q4 |
| 99643 | Small Rural | Q4 |
| 99644 | Small Rural | Q4 |
| 99645 | Urban | Q2 |
| 99647 | Isolated | Q2 |
| 99648 | Isolated | Q4 |
| 99649 | Isolated | Q4 |
| 99650 | Isolated | Q4 |
| 99651 | Isolated | Q3 |
| 99652 | Large Rural | Q2 |
| 99653 | Isolated | Q2 |
| 99654 | Urban | Q2 |
| 99655 | Isolated | Q4 |
| 99656 | Isolated | Q3 |
| 99657 | Isolated | Q4 |
| 99658 | Isolated | Q4 |
| 99659 | Isolated | Q4 |
| 99660 | Isolated | Q4 |
| 99661 | Isolated | Q4 |
| 99662 | Isolated | Q4 |
| 99663 | Isolated | Q2 |
| 99664 | Isolated | Q3 |
| 99665 | Isolated | Q4 |
| 99666 | Isolated | Q4 |
| 99667 | Isolated | Q3 |
| 99668 | Isolated | Q4 |
| 99669 | Small Rural | Q2 |
| 99670 | Isolated | Q3 |
| 99671 | Isolated | Q4 |
| 99672 | Small Rural | Q1 |
| 99674 | Large Rural | Q3 |
| 99675 | Isolated | Q4 |
| 99676 | Isolated | Q2 |
| 99677 | Isolated | Q3 |
| 99678 | Isolated | Q4 |
| 99679 | Isolated | Q4 |
| 99680 | Small Rural | Q4 |
| 99681 | Isolated | Q4 |
| 99682 | Isolated | Q3 |
| 99683 | Isolated | Q2 |
| 99684 | Isolated | Q3 |

Appendix D. List of 5-Digit Zip Codes and Mapping to Urban and Socioeconomic Status Categories

| 5-Digit Zip Code | Rural/Urban Categorization | SES Quartile |
|------------------|----------------------------|--------------|
| 99685 | Isolated | Q3 |
| 99686 | Isolated | Q2 |
| 99687 | Urban | Q2 |
| 99688 | Isolated | Q2 |
| 99689 | Isolated | Q3 |
| 99690 | Isolated | Q4 |
| 99691 | Isolated | Q4 |
| 99692 | Isolated | Q2 |
| 99693 | Isolated | Q3 |
| 99694 | Large Rural | Q2 |
| 99695 | Urban | Missing |
| 99697 | Small Rural | Q3 |
| 99701 | Urban | Q4 |
| 99702 | Small Rural | Q1 |
| 99703 | Urban | Q2 |
| 99704 | Isolated | Q1 |
| 99705 | Urban | Q2 |
| 99706 | Urban | Missing |
| 99707 | Urban | Q4 |
| 99708 | Urban | Q2 |
| 99709 | Urban | Q2 |
| 99710 | Urban | Q1 |
| 99711 | Urban | Q2 |
| 99712 | Urban | Q1 |
| 99714 | Urban | Q1 |
| 99716 | Urban | Q2 |
| 99720 | Isolated | Q4 |
| 99721 | Isolated | Q4 |
| 99722 | Isolated | Q4 |
| 99723 | Small Rural | Q4 |
| 99724 | Isolated | Q4 |
| 99725 | Urban | Q2 |
| 99726 | Isolated | Q2 |
| 99727 | Isolated | Q4 |
| 99729 | Isolated | Q1 |
| 99730 | Isolated | Q2 |
| 99731 | Isolated | Q2 |
| 99732 | Isolated | Missing |
| 99733 | Isolated | Q4 |
| 99734 | Isolated | Q1 |
| 99736 | Isolated | Q4 |
| 99737 | Isolated | Q2 |
| 99738 | Isolated | Q3 |
| 99739 | Isolated | Q4 |

Appendix D. List of 5-Digit Zip Codes and Mapping to Urban and Socioeconomic Status Categories

| 5-Digit Zip Code | Rural/Urban Categorization | SES Quartile |
|------------------|----------------------------|--------------|
| 99740 | Isolated | Q4 |
| 99741 | Isolated | Q2 |
| 99742 | Isolated | Q4 |
| 99743 | Isolated | Q1 |
| 99744 | Isolated | Q1 |
| 99745 | Isolated | Q4 |
| 99746 | Isolated | Q3 |
| 99747 | Isolated | Q3 |
| 99748 | Isolated | Q3 |
| 99749 | Isolated | Q4 |
| 99750 | Isolated | Q4 |
| 99751 | Isolated | Q4 |
| 99752 | Small Rural | Q4 |
| 99753 | Isolated | Q4 |
| 99754 | Isolated | Q4 |
| 99755 | Isolated | Q2 |
| 99756 | Isolated | Q3 |
| 99757 | Isolated | Q2 |
| 99758 | Isolated | Q4 |
| 99759 | Isolated | Q4 |
| 99760 | Isolated | Q4 |
| 99761 | Isolated | Q4 |
| 99762 | Small Rural | Q3 |
| 99763 | Isolated | Q4 |
| 99764 | Isolated | Q4 |
| 99765 | Isolated | Q4 |
| 99766 | Isolated | Q4 |
| 99767 | Isolated | Q1 |
| 99768 | Isolated | Q4 |
| 99769 | Isolated | Q4 |
| 99770 | Isolated | Q4 |
| 99771 | Isolated | Q4 |
| 99772 | Isolated | Q4 |
| 99773 | Isolated | Q4 |
| 99774 | Isolated | Q4 |
| 99775 | Urban | Q2 |
| 99776 | Isolated | Q4 |
| 99777 | Isolated | Q3 |
| 99778 | Isolated | Q4 |
| 99780 | Isolated | Q3 |
| 99781 | Isolated | Q4 |
| 99782 | Isolated | Q4 |
| 99783 | Isolated | Q4 |
| 99784 | Isolated | Q4 |

Appendix D. List of 5-Digit Zip Codes and Mapping to Urban and Socioeconomic Status Categories

| 5-Digit Zip Code | Rural/Urban Categorization | SES Quartile |
|------------------|----------------------------|--------------|
| 99785 | Isolated | Q4 |
| 99786 | Isolated | Q4 |
| 99788 | Isolated | Q4 |
| 99789 | Isolated | Q3 |
| 99790 | Urban | Q1 |
| 99791 | Isolated | Q4 |
| 99801 | Large Rural | Q2 |
| 99802 | Large Rural | Q2 |
| 99803 | Large Rural | Q2 |
| 99811 | Large Rural | Q2 |
| 99812 | Large Rural | Q2 |
| 99820 | Isolated | Q4 |
| 99821 | Large Rural | Q2 |
| 99824 | Large Rural | Q2 |
| 99825 | Isolated | Q1 |
| 99826 | Isolated | Q1 |
| 99827 | Isolated | Q1 |
| 99829 | Isolated | Q4 |
| 99830 | Isolated | Q4 |
| 99832 | Isolated | Q2 |
| 99833 | Isolated | Q2 |
| 99835 | Small Rural | Q2 |
| 99836 | Isolated | Q1 |
| 99840 | Urban | Q2 |
| 99841 | Isolated | Q1 |
| 99850 | Large Rural | Q2 |
| 99901 | Large Rural | Q3 |
| 99903 | Isolated | Q2 |
| 99918 | Isolated | Q1 |
| 99919 | Isolated | Q2 |
| 99921 | Isolated | Q3 |
| 99922 | Isolated | Q3 |
| 99923 | Isolated | Q3 |
| 99925 | Isolated | Q4 |
| 99926 | Isolated | Q3 |
| 99927 | Isolated | Q2 |
| 99928 | Large Rural | Q3 |
| 99929 | Isolated | Q3 |
| 99950 | Isolated | Q3 |

Appendix E.1 Specifications for this Request

This query request will identify the following counts of patients of all ages with the following:

| | |
|-------------------|----------------------|
| Run | ***** |
| Query Period | 4/1/2020 - 3/31/2021 |
| Difference Table | N |
| CQA Num | N |
| CQA Diff | N |
| RunTableCount | Y |
| KeepDMLocal | N |
| Baseline Table | Y |
| Analysis Level | Patient |
| Select Index | MIN |
| Extra Table Strat | |

| Scenario | Purpose | Use in Prevalence Proportion | Use in Incidence Proportion | Group Name | Health Event of Interest | | Principal Diagnosis or Procedure |
|----------|-----------------------------------|---|--|----------------|---|--------------|----------------------------------|
| | | | | | Prevalent Event | Care Setting | |
| ***** | All "eligible" patients. | Denominator | N/A | any_dx_rx_px | Any diagnosis, prescription, or procedure | N/A | N/A |
| ***** | All patients tested for COVID-19. | Numerator in "Tested out of all eligible" | Denominator in "Tested+ out of tested" | test_for_covid | SARS-COV-2 test performed (result = positive, detected, presumptive positive, negative, not detected, undetermined, inconclusive or borderline) | N/A | N/A |

Appendix E.1 Specifications for this Request

| Scenario | Purpose | Use in Prevalence Proportion | Use in Incidence Proportion | Group Name | Health Event of Interest | | Principal Diagnosis or Procedure |
|----------|--|---|---|-----------------------|--|--------------|----------------------------------|
| | | | | | Prevalent Event | Care Setting | |
| ***** | All patients test positive for COVID-19. | Numerator in "Tested+ out of all eligible" | Numerator in "Tested+ out of tested" | cov_pos_test | Positive SARS-COV-2 PCR test result (result = positive, detected, presumptive positive, or SARS Coronavirus 2) | N/A | N/A |
| ***** | All patients with COVID-19. | Numerator in "COVID-19 out of all eligible" | Denominator in "Hospitalized out of COVID+" | cov_pos | COVID-19 diagnosis (U07.1) or PCR test with positive SARS-CoV-2 lab result | ANY | NO |
| ***** | All patients who were hospitalized with COVID-19. | Numerator in "Hospitalized with COVID-19 out of all eligible" | Numerator in "Hospitalized out of COVID+" & denominator in "Critical infection out of hospitalized" | hosp_overall | COVID-19 diagnosis (U07.1) | IP EI | NO |
| ***** | All patients who were hospitalized with critical COVID-19. | Numerator in "Critical infection out of all eligible" | Numerator in "Critical infection out of hospitalized" | critical_hosp_overall | COVID-19 diagnosis (U07.1) | IP EI | NO |

Appendix E.1 Specifications for this Request

| Cohort | | Inclusion/Exclusion Criteria | | | | | Principal Diagnosis or Procedure |
|----------------|---|---|------------------------|----------------------|--------------|-----|----------------------------------|
| Group Name | Condition or Medication or Lab | Include or Exclude | Condition Period Start | Condition Period End | Care Setting | | |
| any_dx_rx_px | *Enrollment Requirement: EB1 *Age Calculation: I *Age Group: 0-5, 6-11, 12-18, 19-29, 30-39, 40-49, 50-64, 65-74, 75+ *Sex: Female, Male *Race: American Indian or Alaska Native, Asian, Black or African American, Native Hawaiian or Other Pacific Islander, White, Other (Multiple race, Other), Missing (No information, Refuse to answer, Unknown, Missing) *Hispanic: Yes, No, Other, Missing (No information, Refuse to answer, Unknown, Missing) | | | | | | |
| test_for_covid | *Enrollment Requirement: EB1 *Age Calculation: I *Age Group: 0-5, 6-11, 12-18, 19-29, 30-39, 40-49, 50-64, 65-74, 75+ *Sex: Female, Male *Race: American Indian or Alaska Native, Asian, Black or African American, Native Hawaiian or Other Pacific Islander, White, Other (Multiple race, Other), Missing (No information, Refuse to answer, Unknown, Missing) *Hispanic: Yes, No, Other, Missing (No information, Refuse to answer, Unknown, Missing) | Any diagnosis, prescription, or procedure | Include | 4/1/2020 | 3/31/2021 | Any | No |

Appendix E.1 Specifications for this Request

| Cohort | | Inclusion/Exclusion Criteria | | | | | Principal Diagnosis or Procedure |
|--------------|---|---|--------------------|------------------------|----------------------|--------------|----------------------------------|
| Group Name | | Condition or Medication or Lab | Include or Exclude | Condition Period Start | Condition Period End | Care Setting | |
| cov_pos_test | *Enrollment Requirement: EB1 *Age Calculation: I *Age Group: 0-5, 6-11, 12-18, 19-29, 30-39, 40-49, 50-64, 65+ *Sex: Female, Male *Race: American Indian or Alaska Native, Asian, Black or African American, Native Hawaiian or Other Pacific Islander, White, Other (Multiple race, Other), Missing (No information, Refuse to answer, Unknown, Missing) *Hispanic: Yes, No, Other, Missing (No information, Refuse to answer, Unknown, Missing) | Any diagnosis, prescription, or procedure | Include | 4/1/2020 | 3/31/2021 | Any | No |
| cov_pos | *Enrollment Requirement: EB1 *Age Calculation: I *Age Group: 0-5, 6-11, 12-18, 19-29, 30-39, 40-49, 50-64, 65-74, 75+ *Sex: Female, Male *Race: American Indian or Alaska Native, Asian, Black or African American, Native Hawaiian or Other Pacific Islander, White, Other (Multiple race, Other), Missing (No information, Refuse to answer, Unknown, Missing) *Hispanic: Yes, No, Other, Missing (No information, Refuse to answer, Unknown, Missing) | Any diagnosis, prescription, or procedure | Include | 4/1/2020 | 3/31/2021 | Any | No |

Appendix E.1 Specifications for this Request

| Cohort | | Inclusion/Exclusion Criteria | | | | | Principal Diagnosis or Procedure |
|-----------------------|---|--|--------------------|------------------------|----------------------|--------------|----------------------------------|
| Group Name | | Condition or Medication or Lab | Include or Exclude | Condition Period Start | Condition Period End | Care Setting | |
| hosp_overall | *Enrollment Requirement: EB1 *Age Calculation: I *Age Group: 0-5, 6-11, 12-18, 19-29, 30-39, 40-49, 50-64, 65-74, 75+ *Sex: Female, Male *Race: American Indian or Alaska Native, Asian, Black or African American, Native Hawaiian or Other Pacific Islander, White, Other (Multiple race, Other), Missing (No information, Refuse to answer, Unknown, Missing) *Hispanic: Yes, No, Other, Missing (No information, Refuse to answer, Unknown, Missing) | Any diagnosis, prescription, or procedure | Include | 4/1/2020 | 3/31/2021 | Any | No |
| critical_hosp_overall | *Enrollment Requirement: EB1 *Age Calculation: I *Age Group: 0-5, 6-11, 12-18, 19-29, 30-39, 40-49, 50-64, 65-74, 75+ *Sex: Female, Male *Race: American Indian or Alaska Native, Asian, Black or African American, Native Hawaiian or Other Pacific Islander, White, Other (Multiple race, Other), Missing (No information, Refuse to answer, Unknown, Missing) *Hispanic: Yes, No, Other, Missing (No information, Refuse to answer, Unknown, Missing) | ICU or ECMO or mech. Vent OR renal replacement diagnosis AND renal replacement procedure | Include | -1 | 16 | IP, EI | NO |
| | *Enrollment Requirement: EB1 *Age Calculation: I *Age Group: 0-5, 6-11, 12-18, 19-29, 30-39, 40-49, 50-64, 65-74, 75+ *Sex: Female, Male *Race: American Indian or Alaska Native, Asian, Black or African American, Native Hawaiian or Other Pacific Islander, White, Other (Multiple race, Other), Missing (No information, Refuse to answer, Unknown, Missing) *Hispanic: Yes, No, Other, Missing (No information, Refuse to answer, Unknown, Missing) | Any diagnosis, prescription, or procedure | Include | 4/1/2020 | 3/31/2021 | Any | No |

Appendix E.1 Specifications for this Request

Optional Program Modules

| Group Name | Cohort Quality Assessment (CQA) | Baseline Table (Covariate Assessment) | Lab or Obs Clin Value Assessment | Combined Comorbidity Score | Vitals Module | Geographic Assessment | Patient Level Data Pull |
|-----------------------|--|--|---|-----------------------------------|----------------------|------------------------------|--------------------------------|
| any_dx_rx_px | N | Y | Y | Y | Y | Y | N |
| test_for_covid | N | Y | Y | Y | Y | Y | N |
| cov_pos_test | N | N | N | N | Y | N | N |
| cov_pos | Y- To determine Death Source | Y | Y | Y | Y | Y | N |
| hosp_overall | Y- To determine Death Source | Y | Y | Y | Y | Y | N |
| critical_hosp_overall | Y- To determine Death Source | Y | Y | Y | Y | Y | N |

Appendix E.2. Baseline, Clinical Observation, and Laboratory Test Result Characteristics for this Request

| Characteristic | Care setting | Principal Diagnosis position | Lab/Obs Clin Result Value Categorizations w/Units | Evaluation Period Start | Evaluation Period End | Number of instances the covariate should be found in evaluation period |
|--|--------------|------------------------------|---|-------------------------|-----------------------|--|
| Asthma | ANY | NO | N/A | -183 | -1 | ***** |
| Any Cancer | ANY | NO | N/A | -183 | -1 | ***** |
| Chronic Obstructive Pulmonary Disease (COPD) | ANY | NO | N/A | -183 | -1 | ***** |
| Obesity | ANY | NO | N/A | -183 | -1 | ***** |
| Chronic Kidney Disease | ANY | NO | N/A | -183 | -1 | ***** |
| Diabetes Mellitus | ANY | NO | N/A | -183 | -1 | ***** |
| Hypertension | ANY | NO | N/A | -183 | -1 | ***** |
| Liver Disease | ANY | NO | N/A | -183 | -1 | ***** |
| Vascular Disease | ANY | NO | N/A | -183 | -1 | ***** |
| Congestive Heart Failure | ANY | NO | N/A | -183 | -1 | ***** |
| Coronary Artery Disease | ANY | NO | N/A | -183 | -1 | ***** |
| Solid Organ Transplant | ANY | NO | N/A | -183 | -1 | ***** |
| Blood Stem Cell Transplant | ANY | NO | N/A | -183 | -1 | ***** |
| HIV | ANY | NO | N/A | -183 | -1 | ***** |
| Smoking | ANY | NO | N/A | -183 | -1 | ***** |
| Neurologic Conditions | ANY | NO | N/A | -183 | -1 | ***** |
| Sickle Cell Disease | ANY | NO | N/A | -183 | -1 | ***** |
| Drug or alcohol Abuse/Dependence | ANY | NO | N/A | -183 | -1 | ***** |
| Pulmonary Conditions (including ARDS, Acute Resp Failure, Pneumonia, Chronic Resp Failure) | ANY | NO | N/A | -183 | -1 | ***** |
| Cystic Fibrosis | ANY | NO | N/A | -183 | -1 | ***** |
| Interstitial Lung Disease | ANY | NO | N/A | -183 | -1 | ***** |
| Charlson Co-Morbidity Index | N/A | N/A | N/A | -183 | -1 | N/A |
| Immunosuppressants | ANY | NO | N/A | -183 | -1 | ***** |
| Immune Modulators | ANY | NO | N/A | -183 | -1 | ***** |
| Glucocorticoids - Systemic | ANY | NO | N/A | -183 | -1 | ***** |
| Glucocorticoids - Non-systemic (includes inhaled, ophthalmic, topical) | ANY | NO | N/A | -183 | -1 | ***** |
| Glucocorticoids - Inhaled | ANY | NO | N/A | -183 | -1 | ***** |
| Glucocorticoids - Ophthalmic | ANY | NO | N/A | -183 | -1 | ***** |

Appendix E.2. Baseline, Clinical Observation, and Laboratory Test Result Characteristics for this Request

| Characteristic | Care setting | Principal Diagnosis position | Lab/Obs Clin Result Value Categorizations w/Units | Evaluation Period Start | Evaluation Period End | Number of instances the covariate should be found in evaluation period |
|---|--------------|------------------------------|--|-------------------------|-----------------------|--|
| Glucocorticoids - Topical | ANY | NO | N/A | -183 | -1 | ***** |
| Chemotherapy | ANY | NO | N/A | -183 | -1 | ***** |
| Angiotensin Converting Enzyme (ACE) Inhibitors Prescription | ANY | NO | N/A | -30 | 0 | ***** |
| Angiotensin Converting Enzyme (ACE) Inhibitors Dispensing | ANY | NO | N/A | 0 | 30 | ***** |
| Angiotensin II Receptor Blockers (ARBs) Prescription | ANY | NO | N/A | -30 | 0 | ***** |
| Angiotensin II Receptor Blockers (ARBs) Dispensing | ANY | NO | N/A | 0 | 30 | ***** |
| Vasopressors Prescription | ANY | NO | N/A | -30 | 0 | ***** |
| Vasopressors Dispensing | ANY | NO | N/A | 0 | 30 | ***** |
| Remdesivir | ANY | NO | N/A | -1 | 14 | ***** |
| Monoclonal antibodies | ANY | NO | N/A | -1 | 14 | ***** |
| Systemic glucocorticoids | ANY | NO | N/A | -1 | 14 | ***** |
| Baricitinib | ANY | NO | N/A | -1 | 14 | ***** |
| Tocilizumab | ANY | NO | N/A | -1 | 14 | ***** |
| Hydroxychloroquine | ANY | NO | N/A | -1 | 14 | ***** |
| Ivermectin | ANY | NO | N/A | -1 | 14 | ***** |
| IL-1 inhibitors (aanakinra, cankinumab) | ANY | NO | N/A | -1 | 14 | ***** |
| Azithromycin | ANY | NO | N/A | -1 | 14 | ***** |
| Vitamin D | ANY | NO | N/A | -1 | 14 | ***** |
| Supplemental oxygen | ANY | NO | N/A | -1 | 14 | ***** |
| High-flow nasal oxygen | ANY | NO | N/A | -1 | 14 | ***** |
| Hemodialysis/filtration | ANY | NO | N/A | -1 | 14 | ***** |
| Respiratory rate | ANY | NO | 0-22 /min >22 /min OR 0-22 number of breaths >22 number of breaths | -1 | 14 | ***** |
| Temperature | ANY | NO | 0-100.4 [degF] >100.4 [degF] OR 0-38 Cel >38 Cel | -1 | 14 | ***** |

Appendix E.2. Baseline, Clinical Observation, and Laboratory Test Result Characteristics for this Request

| Characteristic | Care setting | Principal Diagnosis position | Lab/Obs Clin Result Value Categorizations w/Units | Evaluation Period Start | Evaluation Period End | Number of instances the covariate should be found in evaluation period |
|------------------------------------|--------------|------------------------------|---|-------------------------|-----------------------|--|
| Oxygen saturation | ANY | NO | 0-94 % >94 % | -1 | 14 | ***** |
| Heart rate | ANY | NO | <60 bpm 60-100 bpm >100 bpm | -1 | 14 | ***** |
| Abnormal Blood pressure | ANY | NO | N/A | -1 | 14 | ***** |
| Fever +/- chills | ANY | Any | N/A | -1 | 14 | ***** |
| Cough | ANY | Any | N/A | -1 | 14 | ***** |
| Dyspnea/shortness of breath | ANY | Any | N/A | -1 | 14 | ***** |
| Diarrhea | ANY | Any | N/A | -1 | 14 | ***** |
| Myalgia | ANY | Any | N/A | -1 | 14 | ***** |
| Malaise/Fatigue | ANY | Any | N/A | -1 | 14 | ***** |
| Smell/Taste Disturbance | ANY | Any | N/A | -1 | 14 | ***** |
| Nasal congestion | ANY | Any | N/A | -1 | 14 | ***** |
| Sore throat | ANY | Any | N/A | -1 | 14 | ***** |
| Nausea or vomiting | ANY | Any | N/A | -1 | 14 | ***** |
| Headache | ANY | Any | N/A | -1 | 14 | ***** |
| Multi-system Inflammatory Syndrome | ANY | Any | N/A | -1 | 14 | ***** |
| Platelet count | ANY | Any | <150,000 /uL 150,000-450,000 /uL >450,000 /uL OR <135 10*9/L 135-317 10*9/L >317 10*9/L | -1 | 14 | ***** |
| Bilirubin, direct | ANY | Any | <0.3 mg/dL >=0.3 mg/dL | -1 | 14 | ***** |
| Bilirubin, total | ANY | Any | <1 mg/dL 1-1.2 mg/dL >1.2 mg/dL | -1 | 14 | ***** |
| Bilirubin, indirect | ANY | Any | <0.2 mg/dL 0.2-0.8 mg/dL >0.8 mg/dL | -1 | 14 | ***** |

Appendix E.2. Baseline, Clinical Observation, and Laboratory Test Result Characteristics for this Request

| Characteristic | Care setting | Principal Diagnosis position | Lab/Obs Clin Result Value Categorizations w/Units | Evaluation Period Start | Evaluation Period End | Number of instances the covariate should be found in evaluation period |
|---------------------------|--------------|------------------------------|--|-------------------------|-----------------------|--|
| CRP | ANY | Any | 0 - 0.8 mg/L, >0.8 mg/L | -1 | 14 | ***** |
| Ferritin | ANY | Any | 0-11 ng/mL 12-307 ng/mL 308-336 ng/mL >336 ng/mL | -1 | 14 | ***** |
| D-dimer | ANY | Any | 0-500 ng/mL >500 ng/mL | -1 | 14 | ***** |
| CPK | ANY | Any | <26 U/L 26 to 192 U/L >192 U/L | -1 | 14 | ***** |
| WBC Count | ANY | Any | <4.5 10 ⁹ /L 4.5 to 11 10 ⁹ /L >11 10 ⁹ /L | -1 | 14 | ***** |
| Absolute lymphocyte count | ANY | Any | <0.95 10 ⁹ /L 0.95-3.07 10 ⁹ /L >3.07 10 ⁹ /L | -1 | 14 | ***** |
| Sodium | ANY | Any | <135 mEq/L 135 and 145 mEq/L >145 mEq/L | -1 | 14 | ***** |
| Aspartate (AST) | ANY | Any | 0-40 U/L >40 U/L OR 0-40 [UI]/L >40 [UI]/L | -1 | 14 | ***** |
| Alanine (ALT) | ANY | Any | 0-40 U/L >40 U/L OR 0-40 [UI]/L >40 [UI]/L | -1 | 14 | ***** |
| Venous lactate | ANY | Any | <0.5 mmol/L 0.5 to 2.2 mmol/L >2.2 mmol/L | -1 | 14 | ***** |
| Troponin I | ANY | Any | 0-0.04 ng/mL >0.04 ng/mL | -1 | 14 | ***** |

Appendix E.2. Baseline, Clinical Observation, and Laboratory Test Result Characteristics for this Request

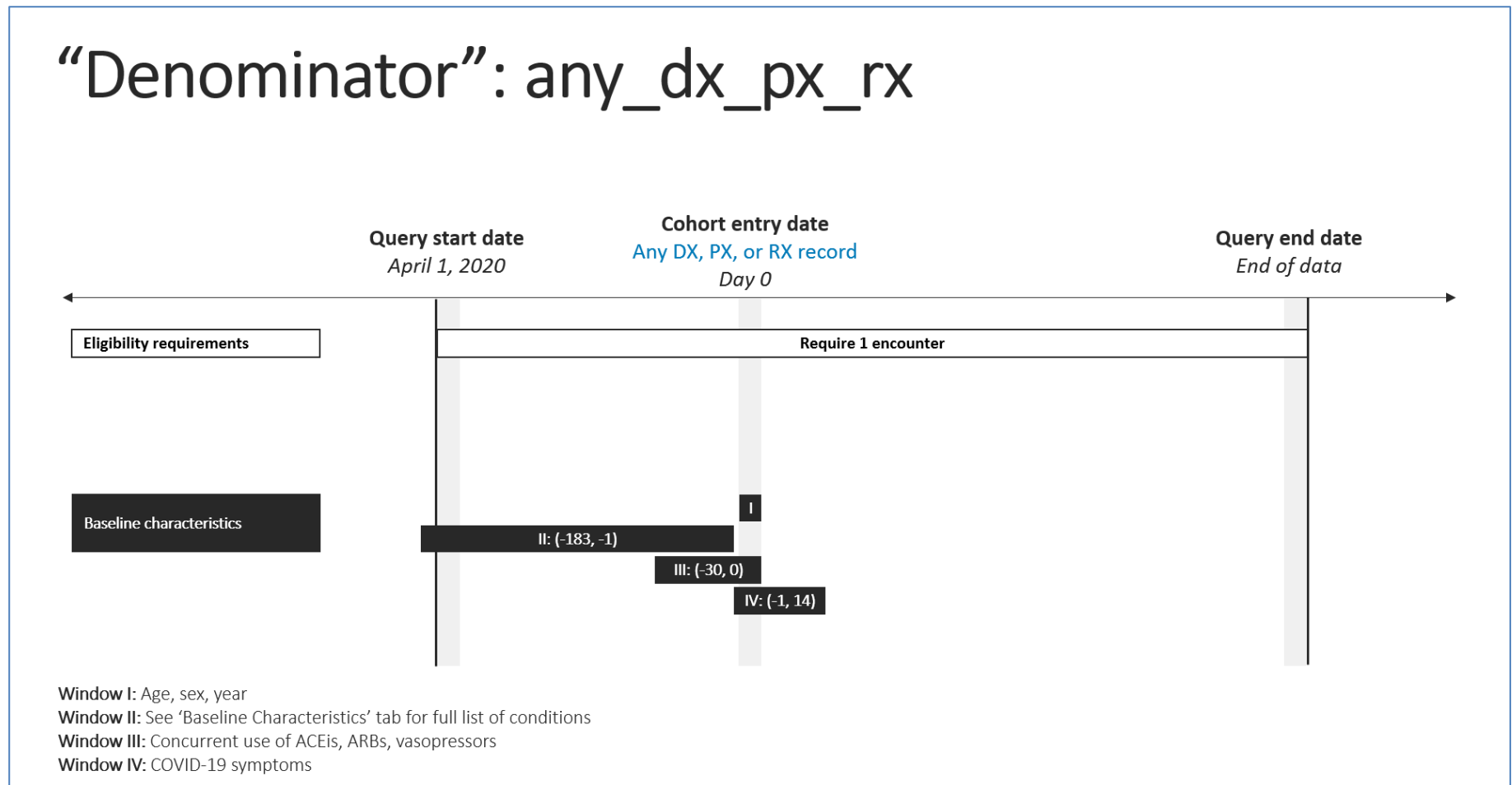
| Characteristic | Care setting | Principal Diagnosis position | Lab/Obs Clin Result Value Categorizations w/Units | Evaluation Period Start | Evaluation Period End | Number of instances the covariate should be found in evaluation period |
|---|------------------|------------------------------|--|-------------------------|-----------------------|--|
| Troponin I (high sensitivity) | ANY | Any | 0-14 ng/L >14 ng/L | -1 | 14 | ***** |
| BNP | ANY | Any | <100 pg/mL ≥100 pg/mL | -1 | 14 | ***** |
| Procalcitonin | ANY | Any | ≤0.15 ng/mL > 0.15 ng/mL | -1 | 14 | ***** |
| LDH | ANY | Any | <80 U/L 80-225 U/L >225 U/L | -1 | 14 | ***** |
| PT/INR | ANY | Any | <11 seconds 11-13.4 seconds >13.4 seconds OR <0.8 0.8-1.1 >1.1 | -1 | 14 | ***** |
| COVID test | Any care setting | N/A | positive, detected, presumptive positive, negative, not detected, undetermined, inconclusive, or borderline | -7 | ***** | ***** |
| COVID Diagnosis | Any | N/A | N/A | -7 | ***** | ***** |
| Hospitalized for COVID | IP EI | N/A | N/A | -7 | ***** | ***** |
| Social deprivation Index | N/A | N/A | N/A | 0 | 0 | N/A |
| Death Record | Any care setting | N/A | N/A | 01APR2020 | 31MAR2021 | ***** |
| Any (1) Diagnosis or Procedure | Any care setting | N/A | N/A | -183 | -1 | ***** |
| Any (2) Diagnoses or Procedures | Any care setting | N/A | N/A | -183 | -1 | ***** |
| Any (3) Diagnoses or Procedures | Any care setting | N/A | N/A | -183 | -1 | ***** |
| Any (1) Inpatient Diagnosis or Procedure | IP EI | N/A | N/A | -183 | -1 | ***** |
| Any (2) Inpatient Diagnoses or Procedures | IP EI | N/A | N/A | -183 | -1 | ***** |
| Any (3) Inpatient Diagnoses or Procedures | IP EI | N/A | N/A | -183 | -1 | ***** |

Appendix E.2. Baseline, Clinical Observation, and Laboratory Test Result Characteristics for this Request

| Characteristic | Care setting | Principal Diagnosis position | Lab/Obs Clin Result Value Categorizations w/Units | Evaluation Period Start | Evaluation Period End | Number of instances the covariate should be found in evaluation period |
|--|--------------|------------------------------|---|-------------------------|-----------------------|--|
| Any (1) Institutional Stay Diagnosis or Procedure | IS | N/A | N/A | -183 | -1 | ***** |
| Any (2) Institutional Stay Diagnoses or Procedures | IS | N/A | N/A | -183 | -1 | ***** |
| Any (3) Institutional Stay Diagnoses or Procedures | IS | N/A | N/A | -183 | -1 | ***** |
| Any (1) Emergency Department Diagnosis or Procedure | ED | N/A | N/A | -183 | -1 | ***** |
| Any (2) Emergency Department Diagnoses or Procedures | ED | N/A | N/A | -183 | -1 | ***** |
| Any (3) Emergency Department Diagnoses or Procedures | ED | N/A | N/A | -183 | -1 | ***** |
| Any (1) Ambulatory Diagnosis or Procedure | AV | N/A | N/A | -183 | -1 | ***** |
| Any (2) Ambulatory Diagnoses or Procedures | AV | N/A | N/A | -183 | -1 | ***** |
| Any (3) Ambulatory Diagnoses or Procedures | AV | N/A | N/A | -183 | -1 | ***** |
| Any (1) Other Ambulatory Diagnosis or Procedure | OA | N/A | N/A | -183 | -1 | ***** |
| Any (2) Other Ambulatory Diagnoses or Procedures | OA | N/A | N/A | -183 | -1 | ***** |
| Any (3) Other Ambulatory Diagnoses or Procedures | OA | N/A | N/A | -183 | -1 | ***** |
| Any (1) Prescription | N/A | N/A | N/A | -183 | -1 | ***** |
| Any (2) Prescriptions | N/A | N/A | N/A | -183 | -1 | ***** |
| Any (3) Prescriptions | N/A | N/A | N/A | -183 | -1 | ***** |
| Any (1) Medical Administration | N/A | N/A | N/A | -183 | -1 | ***** |
| Any (2) Medical Administrations | N/A | N/A | N/A | -183 | -1 | ***** |
| Any (3) Medical Administrations | N/A | N/A | N/A | -183 | -1 | ***** |

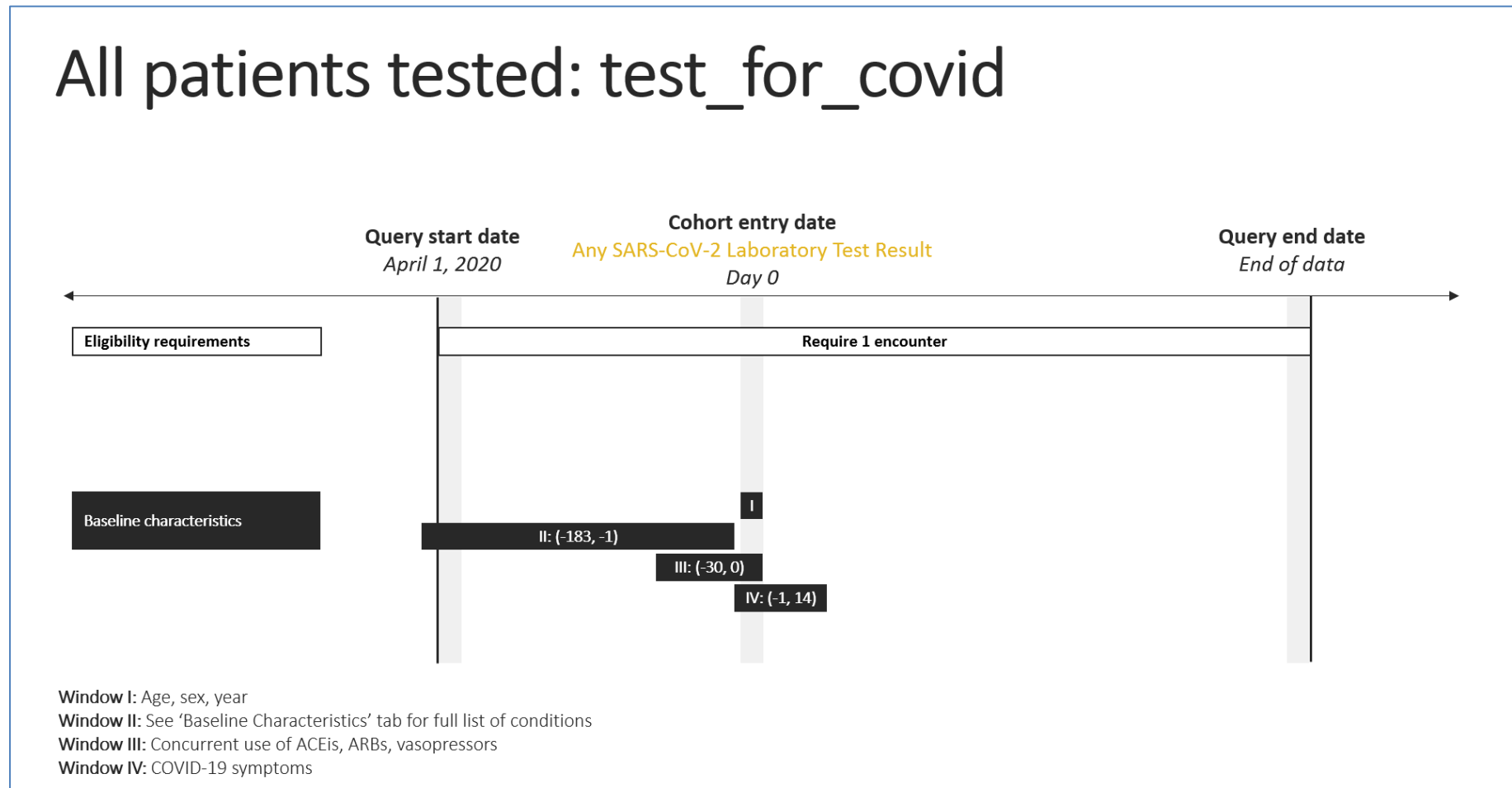
Appendix E.3. Design Diagrams for this Request

Figure 1. All "eligible" patients



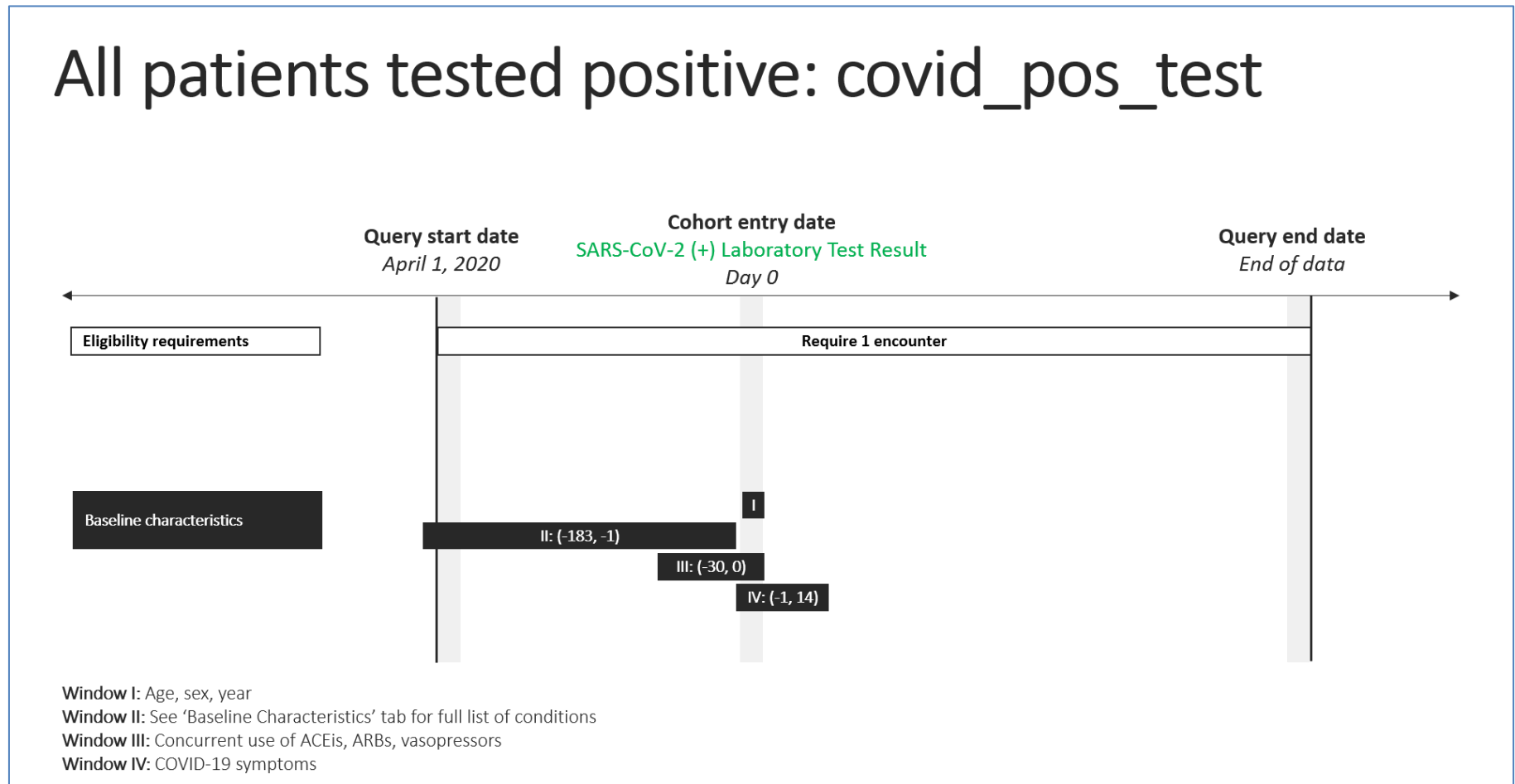
Appendix E.3. Design Diagrams for this Request

Figure 2. All patients tested for COVID-19



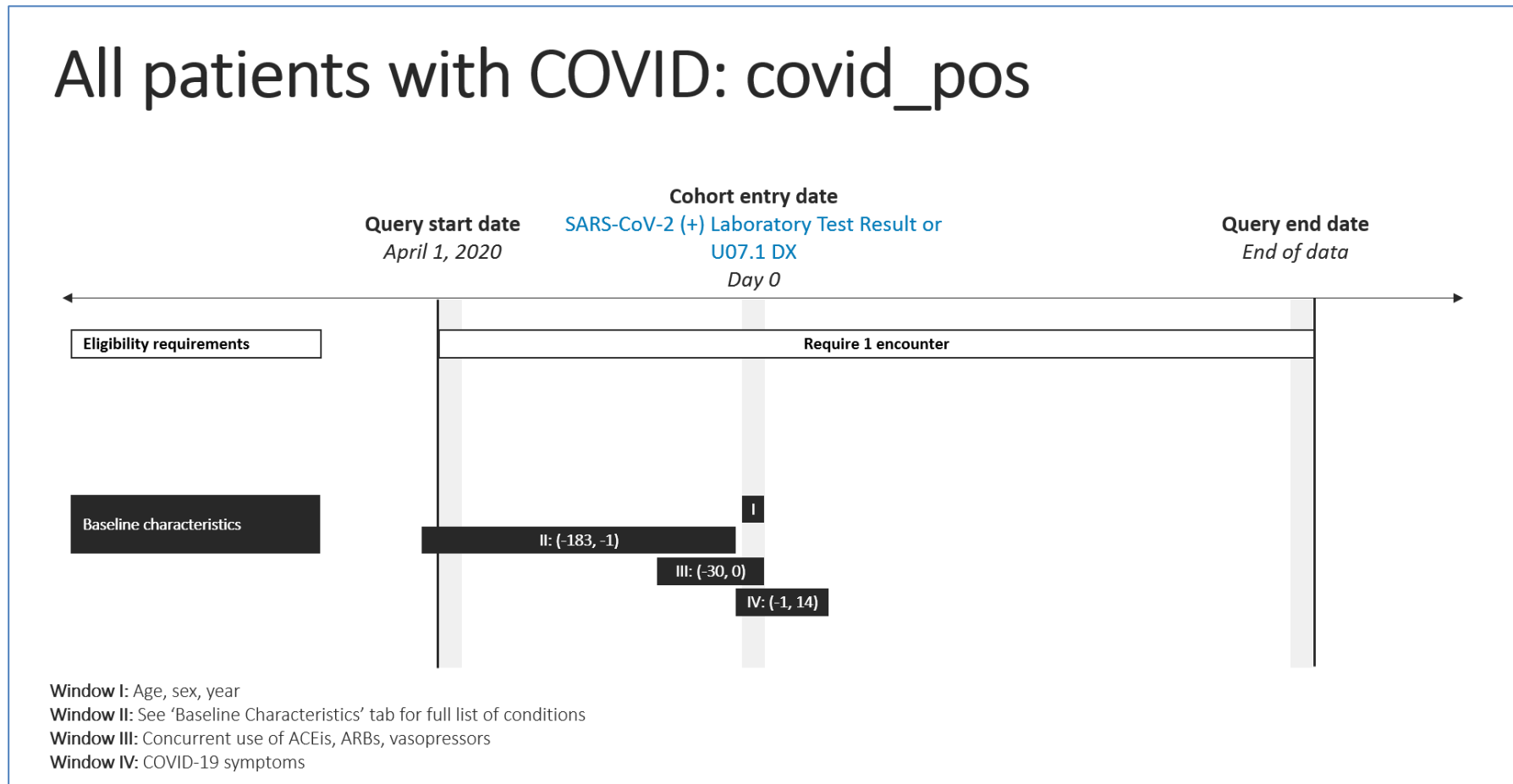
Appendix E.3. Design Diagrams for this Request

Figure 3. All patients test positive for COVID-19



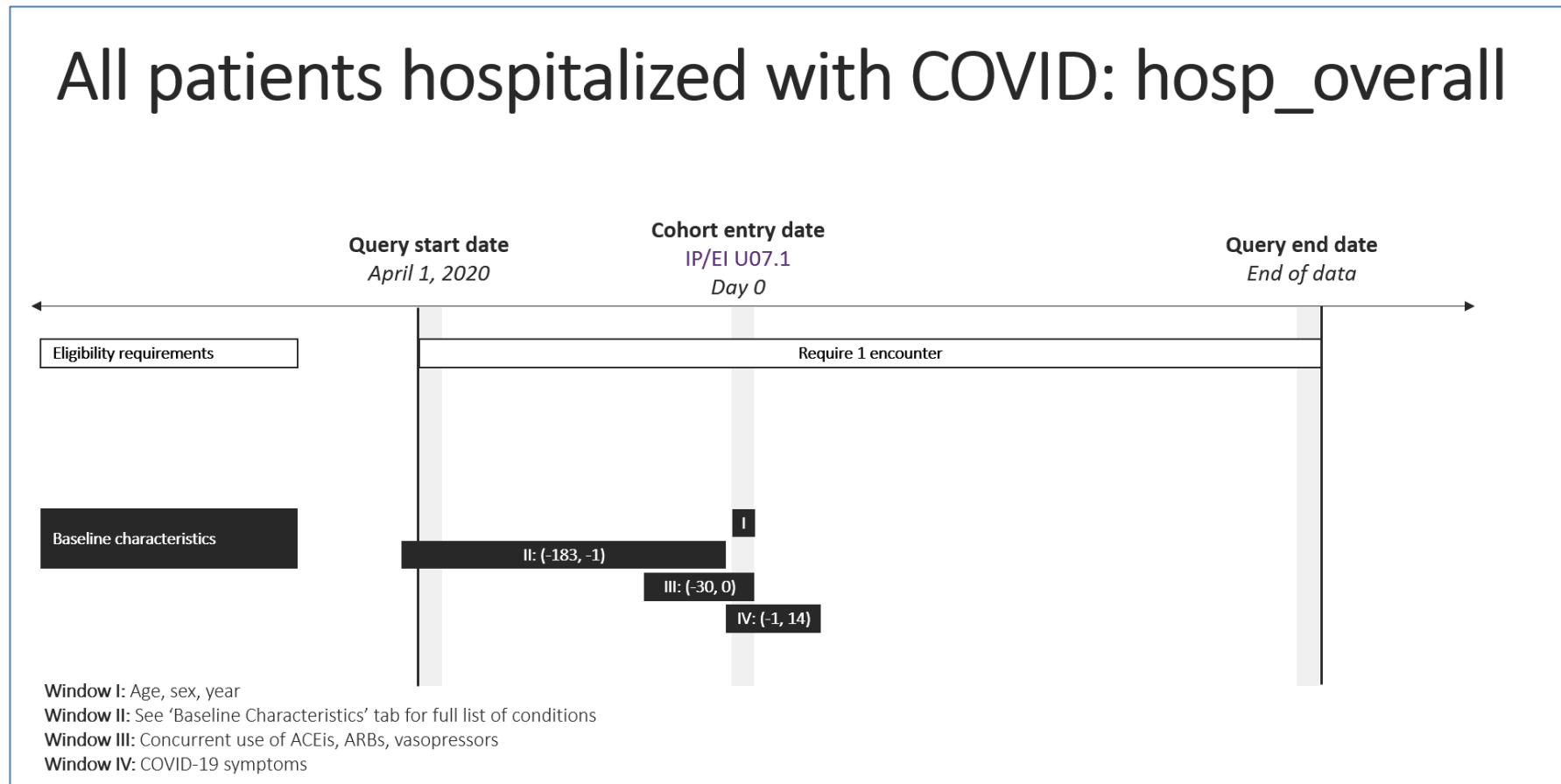
Appendix E.3. Design Diagrams for this Request

Figure 4. All patients with COVID-19



Appendix E.3. Design Diagrams for this Request

Figure 5. All patients who were hospitalized with COVID-19



Appendix E.3. Design Diagrams for this Request

Figure 6. All patients who were hospitalized with critical COVID-19

