

Disclaimer

The following report(s) provides findings from an FDA-initiated query using Sentinel. While Sentinel queries may be undertaken to assess potential medical product safety risks, they may also be initiated for various other reasons. Some examples include determining a rate or count of an identified health outcome of interest, examining medical product use, exploring the feasibility of future, more detailed analyses within Sentinel, and seeking to better understand Sentinel capabilities.

Data obtained through Sentinel are intended to complement other types of evidence such as preclinical studies, clinical trials, postmarket studies, and adverse event reports, all of which are used by FDA to inform regulatory decisions regarding medical product safety. The information contained in this report is provided as part of FDA's commitment to place knowledge acquired from Sentinel in the public domain as soon as possible. Any public health actions taken by FDA regarding products involved in Sentinel queries will continue to be communicated through existing channels.

FDA wants to emphasize that the fact that FDA has initiated a query involving a medical product and is reporting findings related to that query does not mean that FDA is suggesting health care practitioners should change their prescribing practices for the medical product or that patients taking the medical product should stop using it. Patients who have questions about the use of an identified medical product should contact their health care practitioners.

The following report contains a description of the request, request specifications, and results from the modular program run(s).

If you are using a web page screen reader and are unable to access this document, please contact the Sentinel Operations Center for assistance at info@sentinelssystem.org.

Overview for Request: cder_mpl1p_wp053

Request ID: cder_mpl1p_wp053

Request Description: In this report we examined utilization and switching patterns of mixed amphetamine salt (MAS) products among patients with attention deficit hyperactivity disorder (ADHD) and narcolepsy in the Sentinel Distributed Database (SDD). This is report 2 of 2, containing information about Abbreviated New Drug Application (ANDA) grouping of MAS products. This report contains information regarding switching to any higher strength MAS immediate release (IR) product, regardless of ANDA group. Report 1 contains information about the same ANDA groupings, but instead examines switching to or from an ANDA group other than the one on which the patient started.

Sentinel Routine Querying Module: Cohort Identification and Descriptive Analysis (CIDA) module, version 10.3.2, with custom programming

Data Source: We distributed this query to five Sentinel Data Partners on November 16, 2021. These five Data Partners are a subset of the SDD and do not include patients with Medicare coverage. The study period included data from January 1, 2013 through December 31, 2019. Please see Appendix A for a list of dates of available data for each Data Partner.

Study Design: We identified individuals with prevalent use of five different groups of MAS products, grouped by ANDA application: ANDA 202424; ANDA 040440; ANDA 040422; ANDA 040439; and ANDA 040480, one group that included all MAS products, regardless of ANDA; and one group that included all MAS products except for those in the five individual ANDA groups. Patients must have had a diagnosis of either attention deficit hyperactivity disorder (ADHD) or narcolepsy. Within the five individual ANDA cohorts we identified patients who switched from a MAS product in a specific ANDA to any higher-strength MAS product, regardless of ANDA.

- ANDA ##### to Non-##### to ANDA #####
- Non-##### to ANDA ##### to Non-#####
- Non-##### to ANDA ##### to same Non-#####
- ANDA ##### to Any Higher Strength MAS regardless of ANDA

This is a Type 6 analysis in the Query Request Package (QRP) documentation.

Exposure of Interest: We identified the exposures of interest, MAS products in different ANDA groups using National Drug Codes (NDCs). All qualifying exposures were included; cohort re-entry was allowed. Please refer to Appendix C for generic names of medical products used to define exposures.

Cohort Eligibility Criteria: We required members to be enrolled in health plans with medical and drug coverage in the 183 days prior to their cohort entry (index) date in order to be included in the cohort; a gap in coverage of up to 45 days was allowed and treated as continuous enrollment. The following age groups were included in the cohort: 15-24, 25-34, 35-44, 45-54, 55-64 years. ADHD and narcolepsy diagnoses were defined using International Classification of Diseases, Ninth Revision, Clinical Modification (ICD-9-CM) and International Classification of Diseases, Tenth Revision, Clinical Modification (ICD-10-CM) diagnosis codes. Please see Appendix D for a list of codes used to define Inclusion criteria.

Switch Episodes: For the treatment episodes with switching, we required 60 days of use within an ANDA prior to being evaluated for a switch. We allowed a 99% overlap tolerance indicating a 99% percent of overlap days were allowed in between treatment episodes for index and switch exposures. Further, a gap tolerance of seven days was allowed between treatment episodes for both index and switch pattern episodes.

Overview for Request: cder_mpl1p_wp053

Baseline Characteristics: We assessed the following characteristics in the 183 days prior to and including the date of index: ADHD, narcolepsy, ADHD and narcolepsy, ADHD only, narcolepsy only, sleep disorders other than narcolepsy, mood disorders, anxiety disorders, schizophrenia, other psychotic disorders, personality disorders, substance use disorders (alcohol/drug abuse/dependence), nicotine use (including tobacco), obesity, MAS extended release (ER), other central nervous system (CNS) stimulants, wake-promoting agents, sodium oxybate, atomoxetine, clonidine, guanfacine, any antidepressants, antidepressants used off-label to treat ADHD (e.g., bupropion, venlafaxine, tricyclic antidepressants), anxiolytics, antipsychotics. We assessed use of the following medications in both the 30 days prior to and 30 days immediately following the index date: MAS ER, other CNS stimulants, wake-promoting agents, sodium oxybate, atomoxetine, clonidine, guanfacine, any antidepressants, antidepressants used off-label to treat ADHD, anxiolytics, and antipsychotics. We also evaluated the daily dose of the index dispensing. Baseline characteristics were defined using ICD-9-CM codes, ICD-10-CM diagnosis codes, and Healthcare Common Procedure Coding System (HCPCS) procedure codes. Please see Appendices E and F for a list of codes, generic and brand names used to define baseline characteristics. Please see Appendix G for a list of generic and brand names used to define comedICATIONS.

Please see Appendices H and I for the specifications of parameters used in this request.

Limitations: Algorithms used to define exposures and inclusion criteria are imperfect; thus, it is possible that there may be misclassification. Therefore, data should be interpreted with this limitation in mind.

Notes: Definitions for terms used in this report can be found in the Glossary. Please contact the Sentinel Operations Center (info@sentinelssystem.org) for questions and to provide comments/suggestions for future enhancements to this document. For more information on Sentinel's routine querying modules, please refer to the documentation (<https://dev.sentinelssystem.org/projects/SENTINEL/repos/sentinel-routine-querying-tool-documentation/browse>).

Table of contents

<u>Glossary</u>	List of Terms Found in this Report and their Definitions
<u>Table 1a</u>	Baseline Characteristics for the Index Treatment Episodes of ANDA 202424 in the Sentinel Distributed Database (SDD) on the Initiation Date, January 1, 2013 to December 31, 2019
<u>Table 1b</u>	Baseline Characteristics for the Index Treatment Episodes of ANDA 040440 in the Sentinel Distributed Database (SDD) on the Initiation Date, January 1, 2013 to December 31, 2019
<u>Table 1c</u>	Baseline Characteristics for the Index Treatment Episodes of ANDA 040422 in the Sentinel Distributed Database (SDD) on the Initiation Date, January 1, 2013 to December 31, 2019
<u>Table 1d</u>	Baseline Characteristics for the Index Treatment Episodes of ANDA 040439 in the Sentinel Distributed Database (SDD) on the Initiation Date, January 1, 2013 to December 31, 2019
<u>Table 1e</u>	Baseline Characteristics for the Index Treatment Episodes of ANDA 040480 in the Sentinel Distributed Database (SDD) on the Initiation Date, January 1, 2013 to December 31, 2019
<u>Table 1f</u>	Baseline Characteristics for the Index Treatment Episodes of Any MAS in the Sentinel Distributed Database (SDD) on the Initiation Date, January 1, 2013 to December 31, 2019
<u>Table 1g</u>	Baseline Characteristics for the Index Treatment Episodes of Other MAS (All MAS IR ANDAs except 202424, 040440, 040422, 040439 or 040480) in the Sentinel Distributed Database (SDD) on the Initiation Date, January 1, 2013 to December 31, 2019
<u>Table 2a</u>	Number of Overall Mixed Amphetamine Salt (MAS) Users Over Time, by Month-Year
<u>Table 2b</u>	Number of Overall Mixed Amphetamine Salt (MAS) Users Over Time, by Month-Year and Sex
<u>Table 2c</u>	Number of Overall Mixed Amphetamine Salt (MAS) Users Over Time, by Month-Year and Age Group
<u>Table 3</u>	Number of Overall Mixed Amphetamine Salt (MAS) Users Over Time of Episode Span, by Month-Year
<u>Table 4a</u>	Number of Mixed Amphetamine Salt (MAS) Dispensings Over Time, by Month-Year
<u>Table 4b</u>	Number of Mixed Amphetamine Salt (MAS) Dispensings Over Time, by Month-Year and Sex
<u>Table 4c</u>	Number Of Mixed Amphetamine Salt (MAS) Dispensings Over Time, by Month-Year and Age Group
<u>Table 5</u>	Descriptive Statistics of Days Supplied per Dispensing
<u>Table 6</u>	Descriptive Statistics of Cumulative Exposure Duration, in Days
<u>Table 7</u>	Descriptive Statistics of Treatment Exposure Duration, in Days, by Censoring Reason
<u>Table 8</u>	Descriptive Statistics of Time to First Switch or Censoring, in Days: Episode level, by Switch Pattern
<u>Table 9</u>	Descriptive Statistics of Switch Pattern Episode Duration, by Switch Pattern, in Days
<u>Table 10a</u>	Frequency Distribution of Time to First Switch, by Switch Pattern, in Days
<u>Table 10b</u>	Frequency Distribution of Time to First Switch, in Days, by Year and Switch Pattern
<u>Table 11a</u>	Descriptive Statistics of Time to First Switch, by Switch Pattern in Days
<u>Table 11b</u>	Descriptive Statistics of Time to First Switch, in Days, by Year and Switch Pattern
<u>Figure 1a</u>	Number of Overall Mixed Amphetamine Salt (MAS) Users Over Time
<u>Figure 1b</u>	Number of Overall Mixed Amphetamine Salt (MAS) Users Over Time, by Sex
<u>Figure 1c</u>	Number of Overall Mixed Amphetamine Salt (MAS) Users Over Time, by Age Group
<u>Figure 1d</u>	Number of Overall Mixed Amphetamine Salt (MAS) Users Over Time (Subset of Cohorts)
<u>Figure 2a</u>	Number of Mixed Amphetamine Salt (MAS) Dispensings Over Time, by Month-Year
<u>Figure 2b</u>	Number of Mixed Amphetamine Salt (MAS) Dispensings Over Time, by Month-Year and Sex
<u>Figure 2c</u>	Number of Mixed Amphetamine Salt (MAS) Dispensings Over Time, by Month-Year and Age Group
<u>Figure 2d</u>	Number of Mixed Amphetamine Salt (MAS) Dispensings Over Time, by Month-Year (Subset of Cohorts)
<u>Figure 3</u>	Survival Curve for Time to First Switch, in Days
<u>Figure 4</u>	Survival Curve for Time to Censoring at First Switch Step, in Days
<u>Appendix A</u>	Dates of Available Data for Each Data Partner (DP) up to Request End Date (12/31/2019) as of Query Distribution Date
<u>Appendix B</u>	Computed Start Marketing Dates for Each Cohort at Each Data Partner
<u>Appendix C</u>	List of Generic and Brand Names for Medical Products Used to Define Exposures in this Request
<u>Appendix D</u>	List of International Classification of Diseases, Ninth Revision, Clinical Modification (ICD-9-CM) and International Classification of Diseases, Tenth Revision, Clinical Modification (ICD-10-CM) Diagnosis Codes Used to Define Inclusions in this Request
<u>Appendix E</u>	List of International Classification of Diseases, Ninth Revision, Clinical Modification (ICD-9-CM) and International Classification of Diseases, Tenth Revision, Clinical Modification (ICD-10-CM) Diagnosis Codes Used to Define Baseline Characteristics in this Request
<u>Appendix F</u>	List of Generic and Brand Names for Medical Products Used to Define Baseline Characteristics in this Request
<u>Appendix G</u>	List of Generic and Brand Names for Medical Products Used to Define Comedications in this Request
<u>Appendix H</u>	Specifications for this Request
<u>Appendix I</u>	Specifications for Covariates in this Request

**Glossary of Terms for Analyses Using
Cohort Identification and Descriptive Analysis (CIDA) Module***

Amount Supplied - number of units (pills, tablets, vials) dispensed. Net amount per NDC per dispensing.

Blackout Period - number of days at the beginning of a treatment episode that events are to be ignored. If an event occurs during the blackout period, the episode is excluded.

Care Setting - type of medical encounter or facility where the exposure, event, or condition code was recorded. Possible care settings include: Inpatient Hospital Stay (IP), Non-Acute Institutional Stay (IS), Emergency Department (ED), Ambulatory Visit (AV), and Other Ambulatory Visit (OA). For laboratory results, possible care settings include: Emergency Department (E), Home (H), Inpatient (I), Outpatient (O), or Unknown or Missing (U). The Care Setting, along with the Principal Diagnosis Indicator (PDX), forms the Care Setting/PDX parameter.

Ambulatory Visit (AV) - includes visits at outpatient clinics, same-day surgeries, urgent care visits, and other same-day ambulatory hospital encounters, but excludes emergency department encounters.

Emergency Department (ED) - includes ED encounters that become inpatient stays (in which case inpatient stays would be a separate encounter). Excludes urgent care visits.

Inpatient Hospital Stay (IP) - includes all inpatient stays, same-day hospital discharges, hospital transfers, and acute hospital care where the discharge is after the admission date.

Non-Acute Institutional Stay (IS) - includes hospice, skilled nursing facility (SNF), rehab center, nursing home, residential, overnight non-hospital dialysis and other non-hospital stays.

Other Ambulatory Visit (OA) - includes other non overnight AV encounters such as hospice visits, home health visits, skilled nursing facility visits, other non-hospital visits, as well as telemedicine, telephone and email consultations.

Charlson/Elixhauser Combined Comorbidity Score - calculated based on comorbidities observed during a requester-defined window around the exposure episode start date (e.g., in the 183 days prior to index).

Code Days - the minimum number of times the diagnosis must be found during the evaluation period in order to fulfill the algorithm to identify the corresponding patient characteristic.

Cohort Definition (drug/exposure) - indicates how the cohort will be defined: 01: Cohort includes only the first valid treatment episode during the query period; 02: Cohort includes all valid treatment episodes during the query period; 03: Cohort includes all valid treatment episodes during the query period until an event occurs.

Computed Start Marketing Date - represents the first observed dispensing date among all valid users within a GROUP (scenario) within each Data Partner site.

Days Supplied - number of days supplied for all dispensings in qualifying treatment episodes.

Eligible Members - number of members eligible for an incident treatment episode (defined by the drug/exposure and event washout periods) with drug and medical coverage during the query period.

Enrollment Gap - number of days allowed between two consecutive enrollment periods without breaking a "continuously enrolled" sequence.

Episodes - treatment episodes; length of episode is determined by days supplied in one dispensing or consecutive dispensings bridged by the episode gap.

Episode Gap - number of days allowed between two (or more) consecutive exposures (dispensings/procedures) to be considered the same treatment episode.

Event Deduplication - specifies how events are counted by the Modular Program (MP) algorithm: 0: Counts all occurrences of a health outcome of interest (HOI) during an exposure episode; 1: de-duplicates occurrences of the same HOI code and code type on the same day; 2: de-duplicates occurrences of the same HOI group on the same day (e.g., de-duplicates at the group level).

Exposure Episode Length - number of days after exposure initiation that is considered "exposed time."

Exposure Extension Period - number of days post treatment period in which the outcomes/events are counted for a treatment episode. Extensions are added after any episode gaps have been bridged.

Lookback Period - number of days wherein a member is required to have evidence of pre-existing condition (diagnosis/procedure/drug dispensing).

Maximum Episode Duration - truncates exposure episodes after a requester-specified number of exposed days. Applied after any gaps are bridged and extension days added to the length of the exposure episode.

Member-Years - sum of all days of enrollment with medical and drug coverage in the query period preceded by an exposure washout period all divided by 365.25.

Minimum Days Supplied - specifies a minimum number of days in length of the days supplied for the episode to be considered.

Minimum Episode Duration - specifies a minimum number of days in length of the episode for it to be considered. Applied after any gaps are bridged and extension days added to the length of the exposure episode.

Monitoring Period - used to define time periods of interest for both sequential analysis and simple cohort characterization requests.

Principal Diagnosis (PDX) - diagnosis or condition established to be chiefly responsible for admission of the patient to the hospital. 'P' = principal diagnosis, 'S' = secondary diagnosis, 'X' = unspecified diagnosis, '.' = blank. Along with the Care Setting values, forms the Caresetting/PDX parameter.

Query Period - period in which the modular program looks for exposures and outcomes of interest.

Switch Evaluation Step Value - value used to differentiate evaluation step. Each switch pattern can support up to 2 evaluation steps (0 = switch pattern evaluation start; 1 = first evaluation; 2 = second evaluation).

Switch Gap Inclusion Indicator - indicator for whether gaps in treatment episodes that are included in a switch episode will be counted as part of the switch episode duration.

Switch Pattern - specified sequence of drug use within the same patient. Switch patterns can characterize single switches (Drug A to Drug B), switch-backs (Drug A to Drug B to Drug A), and switch-aways (Drug A to Drug B to Drug C).

Switch Pattern Cohort - collection of treatment episodes meeting a given set of inclusion/exclusion criteria.

Switch Pattern Cohort Inclusion Date - indicates which date to use for inclusion into the switch pattern cohort of interest as well as optionally as the index date of the treatment episode initiating the switch pattern. Valid options are the product approval date, product marketing date, other requester defined date, or computed start marketing date.

Switch Pattern Cohort Inclusion Strategy - indicates how the switch pattern cohort inclusion date will be used: 01: used only as a switch cohort entry date. First treatment episode dispensing date is used as index for computing time to first switch; 02: used as switch cohort entry date and as initial switch step index date for computing time to first switch.

Switch Pattern Episode - eligible treatment episode evaluated for one of the switch patterns of interest which ended in a switch.

Treatment Episode Truncation Indicator - indicates whether the exposure episode will be truncated at the occurrence of a requester-specified code.

Washout Period (drug/exposure) - number of days a user is required to have no evidence of prior exposure (drug dispensing/procedure) and continuous drug and medical coverage prior to an incident treatment episode.

Washout Period (event/outcome) - number of days a user is required to have no evidence of a prior event (procedure/diagnosis) and continuous drug and medical coverage prior to an incident treatment episode.

Years at Risk - number of days supplied plus any episode gaps and exposure extension periods all divided by 365.25.

*all terms may not be used in this report

Table 1a. Baseline Characteristics for the Index Treatment Episodes of ANDA 202424 Switch Pattern Episodes in the Sentinel Distributed Database (SDD) on the Initiation Date, January 1, 2013 to December 31, 2019

Characteristic ¹	Number/Mean	%/Standard Deviation ²	Median	IQR
Number of unique patients	114,219	N/A		
Number of episodes	181,693	100%		
Patient Characteristics				
Age (years)				
Mean Age	35.9	11.6		
15-24	35,324	19.4%		
25-34	60,387	33.2%		
35-44	44,147	24.3%		
45-54	26,859	14.8%		
55-64	14,976	8.2%		
Gender				
Female	61,656	54.0%		
Male	52,563	46.0%		
Race/ethnicity				
Unknown	100,180	87.7%		
American Indian or Alaska Native	89	0.1%		
Asian	321	0.3%		
Black or African American	470	0.4%		
Native Hawaiian or Other Pacific Islander	51	0.0%		
White	13,108	11.5%		
Hispanic Origin	893	0.8%		
Calendar year (index year)				
2013	0	0.0%		
2014	9,225	5.1%		
2015	15,453	8.5%		
2016	21,769	12.0%		
2017	54,243	29.9%		
2018	45,074	24.8%		
2019	35,929	19.8%		
Index drug (MAS IR)				
Daily Dose (mg)	33.4	19.1	30	20
Indication (prior 183 days)				
ADHD (only)	178,750	98.4%		
Narcolepsy (only)	2,426	1.3%		
ADHD and Narcolepsy (both)	517	0.3%		
Chronic conditions (prior 183 days)				
Charlson/Elixhauser Combined Comorbidity Score ³	0.4	0.9		
Sleep disorders other than narcolepsy	24,011	13.2%		
Mood disorders	52,480	28.9%		
Anxiety disorders	58,976	32.5%		
Schizophrenia	479	0.3%		
Other psychotic disorders	501	0.3%		
Personality disorders	1,030	0.6%		
Substance use disorders	9,404	5.2%		
Nicotine use (including tobacco)	15,897	8.7%		
Obesity	16,688	9.2%		
Comedications, overlapping days supply at index date				
MAS ER overlap (-30, 30)	26,568	14.6%		
Other CNS stimulants overlap (-30, 30)	415	0.2%		
Wake-promoting agents overlap (-30, 30)	1,121	0.6%		
Anxiolytics overlap (-30, 30)	26,530	14.6%		

Table 1a. Baseline Characteristics for the Index Treatment Episodes of ANDA 202424 Switch Pattern Episodes in the Sentinel Distributed Database (SDD) on the Initiation Date, January 1, 2013 to December 31, 2019

Characteristic ¹	Number/Mean	%/Standard Deviation ²	Median	IQR
Antipsychotics overlap (-30, 30)	8,214	4.5%		
Selected non-stimulants				
Sodium oxybate overlap (-30, 30)	305	0.2%		
Atomoxetine overlap (-30, 30)	583	0.3%		
Clonidine overlap (-30, 30)	1,489	0.8%		
Guanfacine overlap (-30, 30)	775	0.4%		
Antidepressants				
Any antidepressants overlap (-30, 30)	52,654	29.0%		
Antidepressants used off-label to treat ADHD overlap (-30, 30)	17,822	9.8%		
Medications (dispensing in prior 183 days)				
MAS ER	37,582	20.7%		
Other CNS stimulants	1,090	0.6%		
Wake-promoting agents	2,752	1.5%		
Anxiolytics	45,251	24.9%		
Antipsychotics	11,292	6.2%		
Selected non-stimulants				
Sodium oxybate	368	0.2%		
Atomoxetine	1,475	0.8%		
Clonidine	2,606	1.4%		
Guanfacine	1,262	0.7%		
Antidepressants				
Any antidepressants	66,669	36.7%		
Antidepressants used off-label to treat ADHD	24,245	13.3%		
Healthcare utilization (prior 183 days)				
Mean number of ambulatory encounters (AV)	7.0	7.4		
Mean number of emergency room encounters (ED)	0.2	0.6		
Mean number of inpatient hospital encounters (IP)	0.0	0.2		
Mean number of non-acute institutional encounters (IS)	0.0	0.1		
Mean number of other ambulatory encounters (OA)	0.8	2.4		
Mean number of unique drug classes	5.0	3.7		
Mean number of generics	5.3	4.1		
Mean number of filled prescriptions	16.2	12.8		

IQR= interquartile range

¹All metrics are based on total number of episodes per group, except for sex, race, and hispanic origin which are based on total number of unique patients

²Value represents standard deviation where no % follows the value

³The Charlson/Elixhauser Combined Comorbidity Score is calculated based on comorbidities observed during a requester-defined window around the exposure episode start date (index date)

Table 1b. Baseline Characteristics for the Index Treatment Episodes of ANDA 040440 Switch Pattern Episodes in the Sentinel Distributed Database (SDD) on the Initiation Date, January 1, 2013 to December 31, 2019

Characteristic ¹	Number/Mean	%/Standard Deviation ²	Median	IQR
Number of unique patients	16,587	N/A		
Number of episodes	21,143	100%		
Patient Characteristics				
Age (years)				
Mean Age	37.8	11.9		
15-24	3,505	16.6%		
25-34	6,106	28.9%		
35-44	5,443	25.7%		
45-54	3,778	17.9%		
55-64	2,311	10.9%		
Gender				
Female	8,625	52.0%		
Male	7,962	48.0%		
Race/ethnicity				
Race (Unknown)	14,417	86.9%		
Race (American Indian or Alaska Native)	8	0.0%		
Race (Asian)	60	0.4%		
Race (Black or African American)	80	0.5%		
Race (Native Hawaiian or Other Pacific Islander)	5	0.0%		
Race (White)	2,017	12.2%		
Hispanic Origin	91	0.5%		
Calendar year (index year)				
2013	0	0.0%		
2014	2,808	13.3%		
2015	1,377	6.5%		
2016	1,574	7.4%		
2017	2,948	13.9%		
2018	6,232	29.5%		
2019	6,204	29.3%		
Index drug (MAS IR)				
Daily Dose (mg)	36.7	19.7	30	40
Indication (prior 183 days)				
ADHD (only)	20,735	98.1%		
Narcolepsy (only)	320	1.5%		
ADHD and Narcolepsy (both)	88	0.4%		
Chronic conditions (prior 183 days)				
Charlson/Elixhauser Combined Comorbidity Score ³	0.4	0.9		
Sleep disorders other than narcolepsy	3,091	14.6%		
Mood disorders	6,457	30.5%		
Anxiety disorders	6,848	32.4%		
Schizophrenia	73	0.3%		
Other psychotic disorders	79	0.4%		
Personality disorders	136	0.6%		
Substance use disorders	1,323	6.3%		
Nicotine use (including tobacco)	2,176	10.3%		
Obesity	2,282	10.8%		
Comedications, overlapping days supply at index date				
MAS ER overlap (-30, 30)	2,606	12.3%		
Other CNS stimulants overlap (-30, 30)	43	0.2%		
Wake-promoting agents overlap (-30, 30)	142	0.7%		

Table 1b. Baseline Characteristics for the Index Treatment Episodes of ANDA 040440 Switch Pattern Episodes in the Sentinel Distributed Database (SDD) on the Initiation Date, January 1, 2013 to December 31, 2019

Characteristic ¹	Number/Mean	%/Standard Deviation ²	Median	IQR
Anxiolytics overlap (-30, 30)	3,302	15.6%		
Antipsychotics overlap (-30, 30)	1,170	5.5%		
Selected non-stimulants				
Sodium oxybate overlap (-30, 30)	34	0.2%		
Atomoxetine overlap (-30, 30)	77	0.4%		
Clonidine overlap (-30, 30)	215	1.0%		
Guanfacine overlap (-30, 30)	94	0.4%		
Antidepressants				
Any antidepressants overlap (-30, 30)	6,305	29.8%		
Antidepressants used off-label to treat ADHD overlap (-30, 30)	2,285	10.8%		
Medications (dispensing in prior 183 days)				
MAS ER	3,868	18.3%		
Other CNS stimulants	137	0.6%		
Wake-promoting agents	364	1.7%		
Anxiolytics	5,325	25.2%		
Antipsychotics	1,564	7.4%		
Selected non-stimulants				
Sodium oxybate	44	0.2%		
Atomoxetine	186	0.9%		
Clonidine	358	1.7%		
Guanfacine	145	0.7%		
Antidepressants				
Any antidepressants	7,954	37.6%		
Antidepressants used off-label to treat ADHD	3,064	14.5%		
Healthcare utilization (prior 183 days)				
Mean number of ambulatory encounters (AV)	7.1	7.7		
Mean number of emergency room encounters (ED)	0.2	0.7		
Mean number of inpatient hospital encounters (IP)	0.0	0.3		
Mean number of non-acute institutional encounters (IS)	0.0	0.1		
Mean number of other ambulatory encounters (OA)	0.8	2.6		
Mean number of unique drug classes	5.1	4.0		
Mean number of generics	5.4	4.4		
Mean number of filled prescriptions	17.2	14.3		

IQR= interquartile range

¹All metrics are based on total number of episodes per group, except for sex, race, and hispanic origin which are based on total number of unique patients

²Value represents standard deviation where no % follows the value

³The Charlson/Elixhauser Combined Comorbidity Score is calculated based on comorbidities observed during a requester-defined window around the exposure episode start date (index date)

Table 1c. Baseline Characteristics for the Index Treatment Episodes of ANDA 040422 Switch Pattern Episodes in the Sentinel Distributed Database (SDD) on the Initiation Date, January 1, 2013 to December 31, 2019

Characteristic ¹	Number/Mean	%/Standard Deviation ²	Median	IQR
Number of unique patients	290,760	N/A		
Number of episodes	525,771	100%		
Patient Characteristics				
Age				
Mean Age	35.1	11.3		
15-24	109,966	20.9%		
25-34	183,609	34.9%		
35-44	123,838	23.6%		
45-54	72,445	13.8%		
55-64	35,913	6.8%		
Gender				
Female	157,413	54.1%		
Male	133,347	45.9%		
Race/ethnicity				
Race (Unknown)	256,170	88.1%		
Race (American Indian or Alaska Native)	291	0.1%		
Race (Asian)	723	0.2%		
Race (Black or African American)	1,504	0.5%		
Race (Native Hawaiian or Other Pacific Islander)	120	0.0%		
Race (White)	31,952	11.0%		
Hispanic Origin	2,032	0.7%		
Calendar year (index year)				
2013	72,825	13.9%		
2014	71,033	13.5%		
2015	74,697	14.2%		
2016	71,594	13.6%		
2017	71,220	13.5%		
2018	89,483	17.0%		
2019	74,919	14.2%		
Index drug (MAS IR)				
Daily Dose (mg)	34.4	20.0	30	20
Indication (prior 183 days)				
ADHD (only)	517,556	98.4%		
Narcolepsy (only)	6,626	1.3%		
ADHD and Narcolepsy (both)	1,589	0.3%		
Chronic conditions (prior 183 days)				
Charlson/Elixhauser Combined Comorbidity Score ³	0.3	0.8		
Sleep disorders other than narcolepsy	64,039	12.2%		
Mood disorders	147,023	28.0%		
Anxiety disorders	158,494	30.1%		
Schizophrenia	1,417	0.3%		
Other psychotic disorders	1,924	0.4%		
Personality disorders	3,144	0.6%		
Substance use disorders	28,061	5.3%		
Nicotine use (including tobacco)	48,927	9.3%		
Obesity	40,980	7.8%		
Comedications, overlapping days supply at index date				
MAS ER overlap (-30, 30)	71,901	13.7%		
Other CNS stimulants overlap (-30, 30)	1,094	0.2%		
Wake-promoting agents overlap (-30, 30)	3,579	0.7%		
Anxiolytics overlap (-30, 30)	74,162	14.1%		

Table 1c. Baseline Characteristics for the Index Treatment Episodes of ANDA 040422 Switch Pattern Episodes in the Sentinel Distributed Database (SDD) on the Initiation Date, January 1, 2013 to December 31, 2019

Characteristic ¹	Number/Mean	%/Standard Deviation ²	Median	IQR
Antipsychotics overlap (-30, 30)	19,869	3.8%		
Selected non-stimulants				
Sodium oxybate overlap (-30, 30)	871	0.2%		
Atomoxetine overlap (-30, 30)	1,493	0.3%		
Clonidine overlap (-30, 30)	3,648	0.7%		
Guanfacine overlap (-30, 30)	1,767	0.3%		
Antidepressants				
Any antidepressants overlap (-30, 30)	136,671	26.0%		
Antidepressants used off-label to treat ADHD overlap (-30, 30)	45,872	8.7%		
Medications (dispensing in prior 183 days)				
MAS ER	108,572	20.7%		
Other CNS stimulants	3,021	0.6%		
Wake-promoting agents	9,384	1.8%		
Anxiolytics	131,974	25.1%		
Antipsychotics	29,438	5.6%		
Selected non-stimulants				
Sodium oxybate	1,042	0.2%		
Atomoxetine	4,283	0.8%		
Clonidine	6,842	1.3%		
Guanfacine	3,041	0.6%		
Antidepressants				
Any antidepressants	182,253	34.7%		
Antidepressants used off-label to treat ADHD	66,182	12.6%		
Healthcare utilization (prior 183 days)				
Mean number of ambulatory encounters (AV)	6.7	7.2		
Mean number of emergency room encounters (ED)	0.2	0.7		
Mean number of inpatient hospital encounters (IP)	0.0	0.2		
Mean number of non-acute institutional encounters (IS)	0.0	0.1		
Mean number of other ambulatory encounters (OA)	0.7	2.2		
Mean number of unique drug classes	4.9	3.6		
Mean number of generics	5.2	4.0		
Mean number of filled prescriptions	15.3	12.1		

IQR= interquartile range

¹All metrics are based on total number of episodes per group, except for sex, race, and hispanic origin which are based on total number of unique patients

²Value represents standard deviation where no % follows the value

³The Charlson/Elixhauser Combined Comorbidity Score is calculated based on comorbidities observed during a requester-defined window around the exposure episode start date (index date)

Table 1d. Baseline Characteristics for the Index Treatment Episodes of ANDA 040439 Switch Pattern Episodes in the Sentinel Distributed Database (SDD) on the Initiation Date, January 1, 2013 to December 31, 2019

Characteristic ¹	Number/Mean	%/Standard Deviation ²	Median	IQR
Number of unique patients	44,450	N/A		
Number of episodes	62,363	100%		
Patient Characteristics				
Age				
Mean Age	36.0	11.9		
15-24	12,763	20.5%		
25-34	19,885	31.9%		
35-44	14,747	23.6%		
45-54	9,523	15.3%		
55-64	5,445	8.7%		
Gender				
Female	23,818	53.6%		
Male	20,632	46.4%		
Race/ethnicity				
Race (Unknown)	39,026	87.8%		
Race (American Indian or Alaska Native)	32	0.1%		
Race (Asian)	100	0.2%		
Race (Black or African American)	192	0.4%		
Race (Native Hawaiian or Other Pacific Islander)	21	0.0%		
Race (White)	5,079	11.4%		
Hispanic Origin	225	0.5%		
Calendar year (index year)				
2013	8,835	14.2%		
2014	7,558	12.1%		
2015	5,735	9.2%		
2016	5,841	9.4%		
2017	8,111	13.0%		
2018	13,841	22.2%		
2019	12,442	20.0%		
Index drug (MAS IR)				
Daily Dose (mg)	33.6	21.0	30	25
Indication (prior 183 days)				
ADHD (only)	61,129	98.0%		
Narcolepsy (only)	992	1.6%		
ADHD and Narcolepsy (both)	242	0.4%		
Chronic conditions (prior 183 days)				
Charlson/Elixhauser Combined Comorbidity Score ³	0.4	0.9		
Sleep disorders other than narcolepsy	8,069	12.9%		
Mood disorders	18,226	29.2%		
Anxiety disorders	19,707	31.6%		
Schizophrenia	192	0.3%		
Other psychotic disorders	209	0.3%		
Personality disorders	419	0.7%		
Substance use disorders	3,592	5.8%		
Nicotine use (including tobacco)	6,011	9.6%		
Obesity	5,179	8.3%		
Comedications, overlapping days supply at index date				
MAS ER overlap (-30, 30)	10,339	16.6%		
Other CNS stimulants overlap (-30, 30)	157	0.3%		
Wake-promoting agents overlap (-30, 30)	437	0.7%		

Table 1d. Baseline Characteristics for the Index Treatment Episodes of ANDA 040439 Switch Pattern Episodes in the Sentinel Distributed Database (SDD) on the Initiation Date, January 1, 2013 to December 31, 2019

Characteristic ¹	% / Standard		Median	IQR
	Number / Mean	Deviation ²		
Anxiolytics overlap (-30, 30)	9,712	15.6%		
Antipsychotics overlap (-30, 30)	2,813	4.5%		
Selected non-stimulants				
Sodium oxybate overlap (-30, 30)	131	0.2%		
Atomoxetine overlap (-30, 30)	177	0.3%		
Clonidine overlap (-30, 30)	558	0.9%		
Guanfacine overlap (-30, 30)	278	0.4%		
Antidepressants				
Any antidepressants overlap (-30, 30)	18,036	28.9%		
Antidepressants used off-label to treat ADHD overlap (-30, 30)	6,221	10.0%		
Medications (dispensing in prior 183 days)				
MAS ER	14,208	22.8%		
Other CNS stimulants	378	0.6%		
Wake-promoting agents	1,121	1.8%		
Anxiolytics	15,929	25.5%		
Antipsychotics	3,950	6.3%		
Selected non-stimulants				
Sodium oxybate	147	0.2%		
Atomoxetine	504	0.8%		
Clonidine	958	1.5%		
Guanfacine	440	0.7%		
Antidepressants				
Any antidepressants	22,928	36.8%		
Antidepressants used off-label to treat ADHD	8,438	13.5%		
Healthcare utilization (prior 183 days)				
Mean number of ambulatory encounters (AV)	7.1	7.7		
Mean number of emergency room encounters (ED)	0.2	0.6		
Mean number of inpatient hospital encounters (IP)	0.0	0.2		
Mean number of non-acute institutional encounters (IS)	0.0	0.1		
Mean number of other ambulatory encounters (OA)	0.7	2.2		
Mean number of unique drug classes	5.1	3.8		
Mean number of generics	5.4	4.2		
Mean number of filled prescriptions	17.0	13.2		

IQR= interquartile range

¹All metrics are based on total number of episodes per group, except for sex, race, and hispanic origin which are based on total number of unique patients

²Value represents standard deviation where no % follows the value

³The Charlson/Elixhauser Combined Comorbidity Score is calculated based on comorbidities observed during a requester-defined window around the exposure episode start date (index date)

Table 1e. Baseline Characteristics for the Index Treatment Episodes of ANDA 040480 Switch Pattern Episodes in the Sentinel Distributed Database (SDD) on the Initiation Date, January 1, 2013 to December 31, 2019

Characteristic ¹	Number/Mean	%/Standard Deviation ²	Median	IQR
Number of unique patients	7,501	N/A		
Number of episodes	8,792	100%		
Patient Characteristics				
Age				
Mean Age	37.3	12.1		
15-24	1,600	18.2%		
25-34	2,564	29.2%		
35-44	2,151	24.5%		
45-54	1,507	17.1%		
55-64	970	11.0%		
Gender				
Female	3,972	53.0%		
Male	3,529	47.0%		
Race/ethnicity				
Race (Unknown)	6,521	86.9%		
Race (American Indian or Alaska Native)	3	0.0%		
Race (Asian)	19	0.3%		
Race (Black or African American)	24	0.3%		
Race (Native Hawaiian or Other Pacific Islander)	2	0.0%		
Race (White)	932	12.4%		
Hispanic Origin	45	0.6%		
Calendar year (index year)				
2013	0	0.0%		
2014	113	1.3%		
2015	86	1.0%		
2016	857	9.7%		
2017	2,268	25.8%		
2018	3,353	38.1%		
2019	2,115	24.1%		
Index drug (MAS IR)				
Daily Dose (mg)	32.2	20.1	30	25
Indication (prior 183 days)				
ADHD (only)	8,626	98.1%		
Narcolepsy (only)	138	1.6%		
ADHD and Narcolepsy (both)	28	0.3%		
Chronic conditions (prior 183 days)				
Charlson/Elixhauser Combined Comorbidity Score ³	0.4	0.9		
Sleep disorders other than narcolepsy	1,323	15.0%		
Mood disorders	2,731	31.1%		
Anxiety disorders	3,008	34.2%		
Schizophrenia	51	0.6%		
Other psychotic disorders	22	0.3%		
Personality disorders	71	0.8%		
Substance use disorders	613	7.0%		
Nicotine use (including tobacco)	985	11.2%		
Obesity	969	11.0%		
Comedications, overlapping days supply at index date				
MAS ER overlap (-30, 30)	1,505	17.1%		
Other CNS stimulants overlap (-30, 30)	29	0.3%		
Wake-promoting agents overlap (-30, 30)	67	0.8%		

Table 1e. Baseline Characteristics for the Index Treatment Episodes of ANDA 040480 Switch Pattern Episodes in the Sentinel Distributed Database (SDD) on the Initiation Date, January 1, 2013 to December 31, 2019

Characteristic ¹	% / Standard		Median	IQR
	Number / Mean	Deviation ²		
Anxiolytics overlap (-30, 30)	1,523	17.3%		
Antipsychotics overlap (-30, 30)	513	5.8%		
Selected non-stimulants				
Sodium oxybate overlap (-30, 30)	18	0.2%		
Atomoxetine overlap (-30, 30)	25	0.3%		
Clonidine overlap (-30, 30)	99	1.1%		
Guanfacine overlap (-30, 30)	44	0.5%		
Antidepressants				
Any antidepressants overlap (-30, 30)	2,756	31.3%		
Antidepressants used off-label to treat ADHD overlap (-30, 30)	965	11.0%		
Medications (dispensing in prior 183 days)				
MAS ER	1,975	22.5%		
Other CNS stimulants	66	0.8%		
Wake-promoting agents	143	1.6%		
Anxiolytics	2,406	27.4%		
Antipsychotics	685	7.8%		
Selected non-stimulants				
Sodium oxybate	22	0.3%		
Atomoxetine	79	0.9%		
Clonidine	161	1.8%		
Guanfacine	63	0.7%		
Antidepressants				
Any antidepressants	3,455	39.3%		
Antidepressants used off-label to treat ADHD	1,283	14.6%		
Healthcare utilization (prior 183 days)				
Mean number of ambulatory encounters (AV)	7.3	8.4		
Mean number of emergency room encounters (ED)	0.2	0.8		
Mean number of inpatient hospital encounters (IP)	0.0	0.3		
Mean number of non-acute institutional encounters (IS)	0.0	0.1		
Mean number of other ambulatory encounters (OA)	0.8	2.1		
Mean number of unique drug classes	5.3	4.0		
Mean number of generics	5.6	4.4		
Mean number of filled prescriptions	18.9	14.9		

IQR= interquartile range

¹All metrics are based on total number of episodes per group, except for sex, race, and hispanic origin which are based on total number of unique patients

²Value represents standard deviation where no % follows the value

³The Charlson/Elixhauser Combined Comorbidity Score is calculated based on comorbidities observed during a requester-defined window around the exposure episode start date (index date)

Table 1f. Baseline Characteristics for the Index Treatment Episodes of Any MAS Switch Pattern Episodes in the Sentinel Distributed Database (SDD) on the Initiation Date, January 1, 2013 to December 31, 2019

Characteristic ¹	Number/Mean	%/Standard Deviation ²	Median	IQR
Number of unique patients	405,714	N/A		
Number of episodes	785,341	100%		
Patient Characteristics				
Age				
Mean Age	35.0	11.6		
15-24	179,982	22.9%		
25-34	258,982	33.0%		
35-44	178,071	22.7%		
45-54	111,342	14.2%		
55-64	56,964	7.3%		
Gender				
Female	219,428	54.1%		
Male	186,286	45.9%		
Race/ethnicity				
Race (Unknown)	359,475	88.6%		
Race (American Indian or Alaska Native)	359	0.1%		
Race (Asian)	1,051	0.3%		
Race (Black or African American)	1,957	0.5%		
Race (Native Hawaiian or Other Pacific Islander)	167	0.0%		
Race (White)	42,705	10.5%		
Hispanic Origin	2,870	0.7%		
Calendar year (index year)				
2013	87,756	11.2%		
2014	100,332	12.8%		
2015	118,690	15.1%		
2016	132,557	16.9%		
2017	119,332	15.2%		
2018	118,953	15.1%		
2019	107,721	13.7%		
Index drug (MAS IR)				
Daily Dose (mg)	32.5	19.4	30	20
Indication (prior 183 days)				
ADHD (only)	772,450	98.4%		
Narcolepsy (only)	10,408	1.3%		
ADHD and Narcolepsy (both)	2,483	0.3%		
Chronic conditions (prior 183 days)				
Charlson/Elixhauser Combined Comorbidity Score ³	0.3	0.8		
Sleep disorders other than narcolepsy	99,354	12.7%		
Mood disorders	229,503	29.2%		
Anxiety disorders	243,420	31.0%		
Schizophrenia	2,126	0.3%		
Other psychotic disorders	2,972	0.4%		
Personality disorders	4,966	0.6%		
Substance use disorders	41,028	5.2%		
Nicotine use (including tobacco)	67,931	8.6%		
Obesity	62,176	7.9%		
Comedications, overlapping days supply at index date				
MAS ER overlap (-30, 30)	112,031	14.3%		
Other CNS stimulants overlap (-30, 30)	1,858	0.2%		
Wake-promoting agents overlap (-30, 30)	5,787	0.7%		
Anxiolytics overlap (-30, 30)	106,673	13.6%		

Table 1f. Baseline Characteristics for the Index Treatment Episodes of Any MAS Switch Pattern Episodes in the Sentinel Distributed Database (SDD) on the Initiation Date, January 1, 2013 to December 31, 2019

Characteristic ¹	Number/Mean	%/Standard Deviation ²	Median	IQR
Antipsychotics overlap (-30, 30)	31,380	4.0%		
Selected non-stimulants				
Sodium oxybate overlap (-30, 30)	1,321	0.2%		
Atomoxetine overlap (-30, 30)	2,665	0.3%		
Clonidine overlap (-30, 30)	5,669	0.7%		
Guanfacine overlap (-30, 30)	3,072	0.4%		
Antidepressants				
Any antidepressants overlap (-30, 30)	215,335	27.4%		
Antidepressants used off-label to treat ADHD overlap (-30, 30)	73,204	9.3%		
Medications (dispensing in prior 183 days)				
MAS ER	174,039	22.2%		
Other CNS stimulants	5,085	0.6%		
Wake-promoting agents	15,718	2.0%		
Anxiolytics	194,258	24.7%		
Antipsychotics	46,105	5.9%		
Selected non-stimulants				
Sodium oxybate	1,637	0.2%		
Atomoxetine	7,564	1.0%		
Clonidine	10,699	1.4%		
Guanfacine	5,282	0.7%		
Antidepressants				
Any antidepressants	284,167	36.2%		
Antidepressants used off-label to treat ADHD	104,515	13.3%		
Healthcare utilization (prior 183 days)				
Mean number of ambulatory encounters (AV)	7.0	7.5		
Mean number of emergency room encounters (ED)	0.2	0.7		
Mean number of inpatient hospital encounters (IP)	0.0	0.2		
Mean number of non-acute institutional encounters (IS)	0.0	0.1		
Mean number of other ambulatory encounters (OA)	0.7	2.2		
Mean number of unique drug classes	5.0	3.7		
Mean number of generics	5.2	4.1		
Mean number of filled prescriptions	15.0	12.1		

IQR= interquartile range

¹All metrics are based on total number of episodes per group, except for sex, race, and hispanic origin which are based on total number of unique patients

²Value represents standard deviation where no % follows the value

³The Charlson/Elixhauser Combined Comorbidity Score is calculated based on comorbidities observed during a requester-defined window around the exposure episode start date (index date)

Table 1g. Baseline Characteristics for the Index Treatment Episodes of All MAS IR ANDAs Except 202424, 040440, 040422, 040439 or 040480 Switch Pattern Episodes in the Sentinel Distributed Database (SDD) on the Initiation Date, January 1, 2013 to December 31, 2019

Characteristic ¹	Number/Mean	%/Standard Deviation ²	Median	IQR
Number of unique patients	137,722	N/A		
Number of episodes	218,583	100%		
Patient Characteristics				
Age				
Mean Age	35.5	11.9		
15-24	48,965	22.4%		
25-34	69,448	31.8%		
35-44	49,254	22.5%		
45-54	32,977	15.1%		
55-64	17,939	8.2%		
Gender				
Female	74,555	54.1%		
Male	63,167	45.9%		
Race/ethnicity				
Race (Unknown)	122,952	89.3%		
Race (American Indian or Alaska Native)	89	0.1%		
Race (Asian)	280	0.2%		
Race (Black or African American)	524	0.4%		
Race (Native Hawaiian or Other Pacific Islander)	52	0.0%		
Race (White)	13,825	10.0%		
Hispanic Origin	632	0.5%		
Calendar year (index year)				
2013	19,003	8.7%		
2014	34,554	15.8%		
2015	43,179	19.8%		
2016	61,686	28.2%		
2017	22,737	10.4%		
2018	13,193	6.0%		
2019	24,231	11.1%		
Index drug (MAS IR)				
Daily Dose (mg)	33.6	19.7	30	20
Indication (prior 183 days)				
ADHD (only)	214,814	98.3%		
Narcolepsy (only)	3,068	1.4%		
ADHD and Narcolepsy (both)	701	0.3%		
Chronic conditions (prior 183 days)				
Charlson/Elixhauser Combined Comorbidity Score ³	0.3	0.8		
Sleep disorders other than narcolepsy	26,966	12.3%		
Mood disorders	63,062	28.9%		
Anxiety disorders	65,364	29.9%		
Schizophrenia	567	0.3%		
Other psychotic disorders	792	0.4%		
Personality disorders	1,286	0.6%		
Substance use disorders	11,378	5.2%		
Nicotine use (including tobacco)	19,389	8.9%		
Obesity	15,944	7.3%		
Comedications, overlapping days supply at index date				
MAS ER overlap (-30, 30)	32,284	14.8%		
Other CNS stimulants overlap (-30, 30)	469	0.2%		

Table 1g. Baseline Characteristics for the Index Treatment Episodes of All MAS IR ANDAs Except 202424, 040440, 040422, 040439 or 040480 Switch Pattern Episodes in the Sentinel Distributed Database (SDD) on the Initiation Date, January 1, 2013 to December 31, 2019

Characteristic ¹	Number/Mean	%Standard		Median	IQR
		Deviation ²			
Wake-promoting agents overlap (-30, 30)	1,442	0.7%			
Anxiolytics overlap (-30, 30)	31,333	14.3%			
Antipsychotics overlap (-30, 30)	9,110	4.2%			
Selected non-stimulants					
Sodium oxybate overlap (-30, 30)	422	0.2%			
Atomoxetine overlap (-30, 30)	683	0.3%			
Clonidine overlap (-30, 30)	1,644	0.8%			
Guanfacine overlap (-30, 30)	862	0.4%			
Antidepressants					
Any antidepressants overlap (-30, 30)	61,423	28.1%			
Antidepressants used off-label to treat ADHD overlap (-30, 30)	21,297	9.7%			
Medications (dispensing in prior 183 days)					
MAS ER	46,858	21.4%			
Other CNS stimulants	1,261	0.6%			
Wake-promoting agents	3,892	1.8%			
Anxiolytics	54,057	24.7%			
Antipsychotics	13,005	5.9%			
Selected non-stimulants					
Sodium oxybate	539	0.2%			
Atomoxetine	1,727	0.8%			
Clonidine	2,964	1.4%			
Guanfacine	1,398	0.6%			
Antidepressants					
Any antidepressants	79,681	36.5%			
Antidepressants used off-label to treat ADHD	29,405	13.5%			
Healthcare utilization (prior 183 days)					
Mean number of ambulatory encounters (AV)	6.9	7.3			
Mean number of emergency room encounters (ED)	0.2	0.7			
Mean number of inpatient hospital encounters (IP)	0.0	0.2			
Mean number of non-acute institutional encounters (IS)	0.0	0.1			
Mean number of other ambulatory encounters (OA)	0.8	2.2			
Mean number of unique drug classes	5.0	3.7			
Mean number of generics	5.3	4.1			
Mean number of filled prescriptions	15.9	12.5			

IQR= interquartile range

¹All metrics are based on total number of episodes per group, except for sex, race, and hispanic origin which are based on total number of unique patients

²Value represents standard deviation where no % follows the value

³The Charlson/Elixhauser Combined Comorbidity Score is calculated based on comorbidities observed during a requester-defined window around the exposure episode start date (index date)

Table 2a. Number Of Overall Mixed Amphetamine Salt (MAS) Users Over Time, by Month-Year¹

Total Overall													
Product Group	Users	January	February	March	April	May	June	July	August	September	October	November	December
ANDA 202424	261,589												
2013	0	0	0	0	0	0	0	0	0	0	0	0	0
2014	25,511	0	0	0	130	551	792	4,341	6,220	5,253	5,591	5,708	4,586
2015	31,243	4,049	3,751	3,973	3,956	3,602	4,397	4,684	4,864	5,292	5,297	4,497	4,669
2016	41,752	4,490	4,655	6,869	5,952	5,474	5,826	6,265	7,093	6,607	6,598	6,633	5,845
2017	100,531	6,157	6,610	11,489	12,733	17,051	14,147	15,349	19,586	16,512	16,756	17,241	16,440
2018	92,830	10,718	9,449	11,774	11,989	14,353	13,249	13,277	15,985	14,430	16,424	14,274	10,609
2019	83,908	12,450	15,205	13,649	15,229	11,485	7,197	10,466	12,115	10,481	10,338	9,288	7,095
ANDA 040440	69,115												
2013	1	0	0	0	0	0	0	0	0	0	0	0	1
2014	9,518	639	937	1,111	1,086	1,013	994	1,327	1,611	1,258	1,304	1,091	966
2015	4,347	669	447	567	538	473	384	451	442	521	530	404	461
2016	4,218	450	555	581	489	333	317	420	554	540	492	499	658
2017	11,365	523	467	601	517	621	829	890	1,316	2,897	2,034	2,091	1,387
2018	22,658	1,785	2,306	2,387	2,190	2,814	2,341	2,820	3,882	2,337	2,436	1,913	2,210
2019	28,828	5,030	2,632	2,362	2,301	2,848	4,852	3,535	4,365	3,757	1,992	1,350	1,154
ANDA 040422	577,302												
2013	126,690	21,519	17,454	17,672	18,958	18,138	16,655	22,887	23,464	21,587	22,620	19,788	20,437
2014	125,755	20,212	19,470	20,748	19,456	18,774	18,575	19,589	18,867	19,608	19,670	17,166	21,144
2015	124,089	20,024	17,699	19,201	18,585	17,321	18,150	20,676	21,621	21,974	22,303	20,574	21,529
2016	126,124	20,422	19,932	22,003	18,450	16,483	16,593	18,320	22,486	20,443	19,220	18,776	18,538
2017	122,100	15,996	14,799	16,389	14,623	15,423	15,241	16,202	19,480	22,132	25,286	22,428	19,932
2018	150,049	25,216	21,850	22,166	21,320	22,757	23,235	24,276	26,460	24,416	23,151	21,344	21,638
2019	146,671	23,193	17,566	20,731	21,855	23,077	22,784	25,459	23,109	23,941	26,998	19,773	21,155
ANDA 040439	145,294												
2013	25,229	2,949	2,357	2,299	2,279	2,400	4,662	3,093	4,181	3,457	2,825	2,560	2,775
2014	20,818	3,427	2,592	2,256	2,386	2,423	2,251	2,243	2,230	2,453	2,720	2,721	2,444
2015	13,556	2,487	1,624	1,552	1,579	1,383	1,631	1,661	1,686	1,823	1,878	1,534	1,583
2016	13,577	1,473	1,767	2,964	1,807	1,629	1,706	1,737	1,452	1,497	1,652	1,407	1,356
2017	22,029	1,642	1,221	1,263	1,213	1,218	1,190	1,395	1,949	4,560	4,012	4,372	5,961
2018	43,634	5,046	3,807	4,770	2,326	966	2,191	8,247	5,923	5,806	7,828	7,199	7,130
2019	48,607	6,308	5,535	5,681	4,647	5,849	5,887	6,596	7,275	6,346	5,959	4,969	5,779
ANDA 040480	25,513												
2013	0	0	0	0	0	0	0	0	0	0	0	0	0
2014	398	0	0	9	11	16	17	28	31	46	49	100	142
2015	508	115	45	45	29	84	191	34	15	7	4	1	7
2016	2,588	15	62	162	143	110	141	147	423	527	436	465	548
2017	5,863	542	435	529	647	619	396	329	713	884	988	967	904
2018	10,559	1,358	2,097	993	474	352	363	251	206	141	1,797	2,382	2,192
2019	10,374	2,641	2,531	2,009	673	382	330	335	286	265	269	538	2,426
Any MAS IR	763,599												
2013	144,548	25,302	21,221	22,089	23,481	22,347	21,721	26,521	29,772	28,004	29,315	26,999	27,971
2014	166,009	29,275	26,471	27,849	26,845	26,306	26,052	30,804	32,161	32,532	33,398	30,316	32,848
2015	184,746	32,708	28,825	31,694	31,255	29,098	31,037	34,410	36,739	36,850	37,242	34,995	37,318
2016	207,380	35,807	33,978	36,394	35,435	33,695	35,246	37,692	45,421	42,025	40,556	39,721	38,777
2017	199,426	36,676	32,173	35,530	32,416	33,452	33,817	35,338	40,653	38,462	39,774	38,284	36,278
2018	199,165	37,547	33,007	35,409	34,801	34,800	34,072	37,255	42,823	37,485	40,952	38,174	36,029
2019	205,542	41,213	35,832	37,004	37,495	36,601	34,559	40,437	42,367	41,125	42,875	37,568	36,973

Table 2a. Number Of Overall Mixed Amphetamine Salt (MAS) Users Over Time, by Month-Year¹

Total Overall		January	February	March	April	May	June	July	August	September	October	November	December
Product Group	Users												
All MAS IR													
ANDAs except													
202424 040440													
040422 040439													
or 040480													
	305,375												
2013	39,638	2,342	2,913	4,134	3,958	3,705	3,885	4,470	5,334	6,850	7,156	6,978	7,681
2014	65,489	8,738	7,322	7,452	7,268	7,529	7,821	10,286	10,625	10,725	11,092	10,233	10,989
2015	78,042	11,096	10,057	10,984	10,677	10,090	10,710	12,117	13,048	12,537	12,373	12,748	14,241
2016	110,143	13,923	13,369	12,393	20,390	16,963	16,238	16,885	20,063	18,218	17,557	17,059	17,350
2017	68,106	17,339	13,668	13,708	11,716	9,249	9,610	8,061	6,110	3,310	3,366	2,292	4,011
2018	36,222	5,897	8,036	8,480	7,012	4,418	2,644	1,552	4,826	2,521	1,721	1,336	2,586
2019	55,088	5,767	6,372	5,134	4,247	4,019	4,390	6,751	8,518	10,637	11,671	10,636	8,827

¹Counts of prevalent users over time are reported in year month of the valid index date

Table 2b. Number Of Overall Mixed Amphetamine Salt (MAS) Users Over Time, by Month-Year and Sex¹

Product Group	Overall Users	January	February	March	April	May	June	July	August	September	October	November	December
ANDA 202424													
2013													
Female	0	0	0	0	0	0	0	0	0	0	0	0	0
Male	0	0	0	0	0	0	0	0	0	0	0	0	0
2014													
Female	13,898	0	0	0	64	302	449	2,330	3,380	2,877	3,002	3,191	2,529
Male	11,613	0	0	0	66	249	343	2,011	2,840	2,376	2,589	2,517	2,057
2015													
Female	16,897	2,149	2,037	2,146	2,144	1,990	2,411	2,560	2,700	2,876	2,867	2,443	2,627
Male	14,346	1,900	1,714	1,827	1,812	1,612	1,986	2,124	2,164	2,416	2,430	2,054	2,042
2016													
Female	22,994	2,393	2,577	3,812	3,298	3,071	3,214	3,487	3,885	3,681	3,566	3,709	3,241
Male	18,758	2,097	2,078	3,057	2,654	2,403	2,612	2,778	3,208	2,926	3,032	2,924	2,604
2017													
Female	54,507	3,412	3,578	6,329	6,941	9,303	7,691	8,431	10,686	9,008	9,102	9,374	8,960
Male	46,024	2,745	3,032	5,160	5,792	7,748	6,456	6,918	8,900	7,504	7,654	7,867	7,480
2018													
Female	50,138	5,686	5,100	6,319	6,554	7,732	7,311	7,224	8,576	7,827	8,891	7,717	5,768
Male	42,692	5,032	4,349	5,455	5,435	6,621	5,938	6,053	7,409	6,603	7,533	6,557	4,841
2019													
Female	45,192	6,691	8,255	7,406	8,181	6,307	3,862	5,681	6,514	5,611	5,471	4,999	3,839
Male	38,716	5,759	6,950	6,243	7,048	5,178	3,335	4,785	5,601	4,870	4,867	4,289	3,256
ANDA 040440													
2013													
Female	1	0	0	0	0	0	0	0	0	0	0	0	1
Male	0	0	0	0	0	0	0	0	0	0	0	0	0
2014													
Female	5,229	334	537	593	597	564	557	731	893	663	721	625	504
Male	4,289	305	400	518	489	449	437	596	718	595	583	466	462
2015													
Female	2,343	371	233	286	301	267	208	241	223	303	288	222	245
Male	2,004	298	214	281	237	206	176	210	219	218	242	182	216
2016													
Female	2,234	239	317	315	256	170	174	232	277	279	254	252	338
Male	1,984	211	238	266	233	163	143	188	277	261	238	247	320
2017													
Female	5,960	271	252	291	257	306	436	456	704	1,512	1,073	1,102	709
Male	5,405	252	215	310	260	315	393	434	612	1,385	961	989	678
2018													
Female	11,872	905	1,204	1,297	1,147	1,427	1,198	1,456	2,052	1,225	1,256	983	1,144
Male	10,786	880	1,102	1,090	1,043	1,387	1,143	1,364	1,830	1,112	1,180	930	1,066
2019													
Female	15,362	2,645	1,375	1,267	1,210	1,519	2,621	1,908	2,261	1,989	1,046	716	612
Male	13,466	2,385	1,257	1,095	1,091	1,329	2,231	1,627	2,104	1,768	946	634	542
ANDA 040422													
2013													
Female	68,494	11,606	9,435	9,675	10,456	10,014	9,185	12,499	12,962	11,813	12,346	10,921	11,236
Male	58,196	9,913	8,019	7,997	8,502	8,124	7,470	10,388	10,502	9,774	10,274	8,867	9,201
2014													
Female	68,116	10,847	10,535	11,449	10,447	10,255	10,202	10,869	10,332	10,886	10,744	9,380	11,796
Male	57,639	9,365	8,935	9,299	9,009	8,519	8,373	8,720	8,535	8,722	8,926	7,786	9,348
2015													

Table 2b. Number Of Overall Mixed Amphetamine Salt (MAS) Users Over Time, by Month-Year and Sex¹

Product Group	Overall Users	January	February	March	April	May	June	July	August	September	October	November	December
Female	67,404	10,854	9,696	10,551	10,071	9,606	9,993	11,450	11,780	12,048	12,186	11,305	11,854
Male	56,685	9,170	8,003	8,650	8,514	7,715	8,157	9,226	9,841	9,926	10,117	9,269	9,675
2016													
Female	69,003	11,060	10,919	12,023	10,148	9,087	9,249	10,254	12,397	11,328	10,620	10,378	10,354
Male	57,121	9,362	9,013	9,980	8,302	7,396	7,344	8,066	10,089	9,115	8,600	8,398	8,184
2017													
Female	66,547	8,714	8,137	9,083	8,003	8,445	8,402	9,030	10,734	12,088	13,858	12,301	11,014
Male	55,553	7,282	6,662	7,306	6,620	6,978	6,839	7,172	8,746	10,044	11,428	10,127	8,918
2018													
Female	81,533	13,759	11,938	12,109	11,739	12,409	12,751	13,560	14,408	13,347	12,642	11,717	11,937
Male	68,516	11,457	9,912	10,057	9,581	10,348	10,484	10,716	12,052	11,069	10,509	9,627	9,701
2019													
Female	80,035	12,540	9,608	11,441	12,066	12,823	12,608	14,213	12,713	13,236	14,690	10,970	11,588
Male	66,636	10,653	7,958	9,290	9,789	10,254	10,176	11,246	10,396	10,705	12,308	8,803	9,567
ANDA 040439													
2013													
Female	13,420	1,555	1,265	1,264	1,220	1,255	2,465	1,647	2,195	1,913	1,509	1,371	1,473
Male	11,809	1,394	1,092	1,035	1,059	1,145	2,197	1,446	1,986	1,544	1,316	1,189	1,302
2014													
Female	11,103	1,791	1,295	1,195	1,282	1,291	1,206	1,238	1,212	1,307	1,434	1,448	1,339
Male	9,715	1,636	1,297	1,061	1,104	1,132	1,045	1,005	1,018	1,146	1,286	1,273	1,105
2015													
Female	7,372	1,350	881	832	857	762	926	923	907	1,011	1,036	843	884
Male	6,184	1,137	743	720	722	621	705	738	779	812	842	691	699
2016													
Female	7,358	795	942	1,605	996	886	967	946	809	816	889	793	767
Male	6,219	678	825	1,359	811	743	739	791	643	681	763	614	589
2017													
Female	11,925	868	662	688	639	660	674	768	1,064	2,504	2,185	2,358	3,238
Male	10,104	774	559	575	574	558	516	627	885	2,056	1,827	2,014	2,723
2018													
Female	23,625	2,699	2,033	2,580	1,201	519	1,212	4,453	3,164	3,069	4,246	4,007	3,822
Male	20,009	2,347	1,774	2,190	1,125	447	979	3,794	2,759	2,737	3,582	3,192	3,308
2019													
Female	26,217	3,368	2,931	3,052	2,563	3,242	3,193	3,632	3,955	3,415	3,163	2,657	3,106
Male	22,390	2,940	2,604	2,629	2,084	2,607	2,694	2,964	3,320	2,931	2,796	2,312	2,673
ANDA 040480													
2013													
Female	0	0	0	0	0	0	0	0	0	0	0	0	0
Male	0	0	0	0	0	0	0	0	0	0	0	0	0
2014													
Female	203	0	0	2	8	10	9	15	21	17	23	53	71
Male	195	0	0	7	3	6	8	13	10	29	26	47	71
2015													
Female	275	66	25	23	16	50	90	22	7	6	1	1	2
Male	233	49	20	22	13	34	101	12	8	1	3	0	5
2016													
Female	1,381	7	39	91	73	58	74	85	227	279	234	232	307
Male	1,207	8	23	71	70	52	67	62	196	248	202	233	241
2017													
Female	3,103	284	237	301	312	331	222	168	379	480	526	487	495
Male	2,760	258	198	228	335	288	174	161	334	404	462	480	409

Table 2b. Number Of Overall Mixed Amphetamine Salt (MAS) Users Over Time, by Month-Year and Sex¹

Product Group	Overall Users	January	February	March	April	May	June	July	August	September	October	November	December
2018													
Female	5,558	731	1,108	537	254	187	197	140	97	78	968	1,203	1,162
Male	5,001	627	989	456	220	165	166	111	109	63	829	1,179	1,030
2019													
Female	5,541	1,372	1,329	1,071	386	207	178	190	165	130	150	298	1,308
Male	4,833	1,269	1,202	938	287	175	152	145	121	135	119	240	1,118
Any MAS IR													
2013													
Female	78,050	13,666	11,539	12,110	12,855	12,332	11,955	14,588	16,359	15,438	16,045	14,880	15,380
Male	66,498	11,636	9,682	9,979	10,626	10,015	9,766	11,933	13,413	12,566	13,270	12,119	12,591
2014													
Female	89,852	15,618	14,322	15,366	14,577	14,463	14,345	17,211	17,664	18,033	18,292	16,745	18,272
Male	76,157	13,657	12,149	12,483	12,268	11,843	11,707	13,593	14,497	14,499	15,106	13,571	14,576
2015													
Female	100,359	17,680	15,783	17,413	17,103	16,280	17,327	19,146	20,185	20,308	20,524	19,339	20,638
Male	84,387	15,028	13,042	14,281	14,152	12,818	13,710	15,264	16,554	16,542	16,718	15,656	16,680
2016													
Female	113,163	19,369	18,810	20,119	19,383	18,661	19,740	21,034	25,168	23,292	22,312	22,008	21,634
Male	94,217	16,438	15,168	16,275	16,052	15,034	15,506	16,658	20,253	18,733	18,244	17,713	17,143
2017													
Female	108,407	19,983	17,638	19,560	17,758	18,440	18,639	19,683	22,341	21,176	21,952	21,072	20,097
Male	91,019	16,693	14,535	15,970	14,658	15,012	15,178	15,655	18,312	17,286	17,822	17,212	16,181
2018													
Female	108,163	20,463	18,177	19,447	19,314	19,157	18,922	20,775	23,369	20,616	22,473	21,013	19,878
Male	91,002	17,084	14,830	15,962	15,487	15,643	15,150	16,480	19,454	16,869	18,479	17,161	16,151
2019													
Female	112,329	22,347	19,641	20,538	20,700	20,581	19,272	22,765	23,222	22,777	23,661	20,918	20,532
Male	93,213	18,866	16,191	16,466	16,795	16,020	15,287	17,672	19,145	18,348	19,214	16,650	16,441
All MAS IR ANDAs except 202424 040440 040422 040439 or 040480													
2013													
Female	21,536	1,256	1,587	2,269	2,135	2,036	2,104	2,487	2,876	3,786	3,907	3,818	4,219
Male	18,102	1,086	1,326	1,865	1,823	1,669	1,781	1,983	2,458	3,064	3,249	3,160	3,462
2014													
Female	35,696	4,662	3,940	4,058	3,980	4,131	4,255	5,690	5,859	5,903	6,113	5,648	6,054
Male	29,793	4,076	3,382	3,394	3,288	3,398	3,566	4,596	4,766	4,822	4,979	4,585	4,935
2015													
Female	42,437	5,972	5,471	6,020	5,876	5,544	6,001	6,716	7,117	6,873	6,852	7,036	7,795
Male	35,605	5,124	4,586	4,964	4,801	4,546	4,709	5,401	5,931	5,664	5,521	5,712	6,446
2016													
Female	59,633	7,502	7,298	6,802	10,863	9,191	8,958	9,257	11,089	9,937	9,562	9,304	9,545
Male	50,510	6,421	6,071	5,591	9,527	7,772	7,280	7,628	8,974	8,281	7,995	7,755	7,805
2017													
Female	37,004	9,356	7,367	7,428	6,419	5,034	5,274	4,411	3,330	1,810	1,865	1,281	2,264
Male	31,102	7,983	6,301	6,280	5,297	4,215	4,336	3,650	2,780	1,500	1,501	1,011	1,747
2018													
Female	19,894	3,241	4,414	4,656	3,857	2,441	1,483	879	2,685	1,457	947	747	1,463
Male	16,328	2,656	3,622	3,824	3,155	1,977	1,161	673	2,141	1,064	774	589	1,123
2019													
Female	30,420	3,139	3,480	2,803	2,366	2,262	2,474	3,778	4,601	5,867	6,627	5,914	5,023
Male	24,668	2,628	2,892	2,331	1,881	1,757	1,916	2,973	3,917	4,770	5,044	4,722	3,804

¹Counts of prevalent users over time are reported in year month of the valid index date

Table 2c. Number Of Overall Mixed Amphetamine Salt (MAS) Users Over Time, by Month-Year and Age Group¹

Product Group	Overall Users	January	February	March	April	May	June	July	August	September	October	November	December
ANDA 202424													
2013													
15-24	0	0	0	0	0	0	0	0	0	0	0	0	0
25-34	0	0	0	0	0	0	0	0	0	0	0	0	0
35-44	0	0	0	0	0	0	0	0	0	0	0	0	0
45-54	0	0	0	0	0	0	0	0	0	0	0	0	0
55-64	0	0	0	0	0	0	0	0	0	0	0	0	0
2014													
15-24	7,105	0	0	0	24	111	176	1,005	1,680	1,474	1,635	1,640	1,230
25-34	8,933	0	0	0	46	187	263	1,651	2,179	1,854	1,847	1,970	1,587
35-44	5,121	0	0	0	26	137	203	895	1,332	1,038	1,092	1,088	933
45-54	3,049	0	0	0	23	75	96	538	690	610	696	686	581
55-64	1,466	0	0	0	11	41	54	252	339	277	321	324	255
2015													
15-24	8,429	1,150	981	1,061	1,075	890	1,102	1,091	1,304	1,420	1,386	1,196	1,133
25-34	11,027	1,370	1,287	1,392	1,395	1,297	1,554	1,719	1,694	1,801	1,872	1,533	1,624
35-44	6,547	805	777	826	778	754	901	975	991	1,113	1,089	901	1,024
45-54	3,892	497	476	456	506	440	558	624	591	652	631	598	580
55-64	1,887	227	230	238	202	221	282	275	284	306	319	269	308
2016													
15-24	10,288	1,219	1,166	1,618	1,409	1,239	1,264	1,308	1,855	1,630	1,561	1,570	1,324
25-34	14,814	1,508	1,597	2,391	1,997	1,925	2,055	2,287	2,403	2,216	2,309	2,247	2,055
35-44	9,371	928	1,046	1,558	1,361	1,242	1,340	1,445	1,558	1,445	1,491	1,486	1,294
45-54	5,407	569	548	892	793	744	805	827	863	870	840	924	762
55-64	2,617	266	298	410	392	324	362	398	414	446	397	406	410
2017													
15-24	23,699	1,576	1,554	2,540	2,774	3,656	3,013	3,298	4,973	3,826	3,987	3,895	3,354
25-34	34,001	2,087	2,262	3,844	4,261	5,695	4,779	5,249	6,354	5,368	5,405	5,658	5,426
35-44	22,965	1,358	1,486	2,636	2,906	3,975	3,305	3,516	4,292	3,800	3,768	3,985	3,930
45-54	14,216	785	901	1,641	1,799	2,456	2,045	2,145	2,640	2,349	2,400	2,393	2,450
55-64	7,296	351	407	828	993	1,269	1,005	1,141	1,327	1,169	1,196	1,310	1,280
2018													
15-24	20,505	2,709	2,155	2,400	2,539	2,917	2,473	2,480	3,538	3,035	3,414	3,023	2,170
25-34	31,625	3,365	3,074	3,884	4,030	4,947	4,478	4,492	5,327	4,747	5,556	4,707	3,334
35-44	22,104	2,390	2,161	2,839	2,824	3,411	3,251	3,305	3,762	3,474	3,965	3,461	2,649
45-54	13,169	1,478	1,365	1,691	1,729	2,003	1,967	1,988	2,240	2,090	2,296	2,052	1,577
55-64	6,926	776	694	960	867	1,075	1,080	1,012	1,118	1,084	1,193	1,031	879
2019													
15-24	16,518	2,592	2,814	2,662	2,833	2,146	1,318	1,715	2,231	1,963	1,935	1,740	1,375
25-34	28,048	4,083	5,121	4,494	5,152	3,769	2,342	3,564	3,956	3,374	3,293	2,960	2,193
35-44	21,432	3,117	3,853	3,379	3,855	2,924	1,875	2,711	3,056	2,705	2,710	2,374	1,768
45-54	12,414	1,748	2,252	2,007	2,239	1,727	1,089	1,596	1,890	1,548	1,534	1,428	1,096
55-64	6,792	910	1,165	1,107	1,151	919	573	880	982	891	866	786	663
ANDA 040440													
2013													
15-24	0	0	0	0	0	0	0	0	0	0	0	0	0
25-34	0	0	0	0	0	0	0	0	0	0	0	0	0
35-44	1	0	0	0	0	0	0	0	0	0	0	0	1
45-54	0	0	0	0	0	0	0	0	0	0	0	0	0
55-64	0	0	0	0	0	0	0	0	0	0	0	0	0

Table 2c. Number Of Overall Mixed Amphetamine Salt (MAS) Users Over Time, by Month-Year and Age Group¹

Product Group	Overall Users	January	February	March	April	May	June	July	August	September	October	November	December
2014													
15-24	2,447	155	235	266	288	259	249	305	455	344	347	292	231
25-34	3,026	212	298	360	348	303	306	439	469	366	352	295	282
35-44	2,079	146	200	238	224	220	214	297	343	276	289	239	205
45-54	1,378	93	147	168	161	164	145	198	222	185	193	183	156
55-64	667	33	57	79	65	67	80	88	122	87	123	82	92
2015													
15-24	1,067	202	116	162	150	123	85	101	103	106	116	90	106
25-34	1,353	185	131	176	174	130	136	145	121	146	155	127	130
35-44	945	136	98	104	103	111	85	89	113	126	119	86	107
45-54	662	98	67	82	79	68	52	72	66	92	96	71	70
55-64	349	48	35	43	32	41	26	44	39	51	44	30	48
2016													
15-24	781	90	89	130	85	66	47	53	92	102	81	96	115
25-34	1,241	147	162	156	150	98	81	132	154	149	137	133	201
35-44	1,089	101	135	151	123	83	95	113	142	138	142	128	179
45-54	733	75	110	106	85	56	59	68	96	99	80	86	106
55-64	420	37	59	38	46	30	35	54	70	52	52	56	57
2017													
15-24	2,150	104	89	112	101	120	144	154	268	552	377	371	223
25-34	3,669	139	141	179	154	177	259	260	426	959	693	715	412
35-44	2,763	129	121	145	118	148	203	243	297	674	470	510	362
45-54	1,794	90	64	112	86	113	140	142	221	443	284	320	254
55-64	1,051	61	52	53	58	63	83	91	104	269	210	175	136
2018													
15-24	3,942	315	367	429	434	494	387	477	652	400	439	337	341
25-34	7,194	576	735	734	664	887	757	857	1,157	724	726	565	669
35-44	5,866	471	612	615	540	688	556	752	1,009	594	629	497	585
45-54	3,685	270	388	393	334	466	411	460	683	368	422	325	373
55-64	2,143	153	204	216	218	279	230	274	381	251	220	189	242
2019													
15-24	4,622	780	363	403	347	454	802	534	672	560	351	215	212
25-34	9,301	1,601	784	692	727	906	1,567	1,144	1,407	1,186	619	405	351
35-44	7,659	1,385	719	631	623	750	1,268	936	1,208	983	504	368	285
45-54	4,734	843	455	408	377	475	772	578	649	643	346	226	191
55-64	2,700	421	311	228	227	263	443	343	429	385	172	136	115
ANDA 040422													
2013													
15-24	40,414	7,381	5,565	5,527	5,879	5,114	4,555	6,148	7,563	6,725	6,871	5,935	5,928
25-34	42,473	6,931	5,629	5,790	6,174	6,251	5,800	8,056	7,581	7,027	7,465	6,570	6,739
35-44	24,244	3,875	3,307	3,309	3,649	3,546	3,295	4,577	4,322	4,103	4,363	3,777	4,053
45-54	15,098	2,309	2,037	2,134	2,243	2,257	2,075	2,856	2,747	2,578	2,728	2,414	2,519
55-64	6,862	1,023	916	912	1,013	970	931	1,250	1,251	1,155	1,193	1,092	1,199
2014													
15-24	36,917	6,479	5,623	6,034	5,766	4,912	4,859	5,082	5,493	5,344	5,458	4,643	5,418
25-34	43,767	6,597	6,622	6,926	6,476	6,621	6,536	6,974	6,357	6,833	6,747	6,017	7,380
35-44	25,270	3,795	3,801	4,168	3,820	3,781	3,843	4,031	3,713	3,938	3,949	3,489	4,361
45-54	15,340	2,319	2,424	2,505	2,381	2,414	2,328	2,474	2,291	2,445	2,485	2,071	2,777
55-64	6,894	1,022	1,000	1,115	1,013	1,046	1,009	1,028	1,013	1,048	1,031	946	1,208

Table 2c. Number Of Overall Mixed Amphetamine Salt (MAS) Users Over Time, by Month-Year and Age Group¹

Product Group	Overall Users	January	February	March	April	May	June	July	August	September	October	November	December
2015													
15-24	33,866	5,894	4,784	5,101	5,083	4,176	4,132	4,767	5,944	5,651	5,798	5,137	5,114
25-34	44,348	6,746	6,243	6,730	6,449	6,215	6,720	7,634	7,377	7,866	7,789	7,228	7,561
35-44	25,957	3,935	3,587	3,939	3,834	3,664	3,897	4,372	4,355	4,475	4,593	4,302	4,626
45-54	15,455	2,413	2,137	2,336	2,174	2,217	2,342	2,607	2,689	2,742	2,823	2,668	2,907
55-64	7,164	1,036	948	1,095	1,045	1,049	1,059	1,296	1,256	1,240	1,300	1,239	1,321
2016													
15-24	30,194	5,542	5,079	5,347	4,189	3,367	3,404	3,542	5,101	4,442	4,231	4,051	3,738
25-34	45,597	7,122	7,057	7,645	6,542	6,073	6,084	6,750	7,815	7,259	6,794	6,817	6,594
35-44	28,263	4,215	4,209	4,711	4,064	3,829	3,849	4,304	5,031	4,709	4,408	4,227	4,438
45-54	16,564	2,421	2,429	2,941	2,484	2,164	2,240	2,536	3,115	2,769	2,579	2,512	2,562
55-64	7,880	1,122	1,158	1,359	1,171	1,050	1,016	1,188	1,424	1,265	1,208	1,169	1,206
2017													
15-24	26,179	3,677	3,111	3,382	3,115	3,035	2,749	2,947	4,173	4,304	5,103	4,541	3,710
25-34	43,955	5,666	5,377	5,914	5,263	5,626	5,641	5,953	6,838	7,697	8,693	7,748	6,895
35-44	29,164	3,591	3,505	3,894	3,358	3,701	3,785	3,952	4,565	5,458	6,067	5,365	4,858
45-54	16,995	2,136	1,903	2,204	1,983	2,080	2,118	2,255	2,663	3,188	3,640	3,239	3,007
55-64	8,011	926	903	995	904	981	948	1,095	1,241	1,485	1,783	1,535	1,462
2018													
15-24	31,017	5,113	4,247	4,424	4,327	4,247	4,166	4,347	5,432	4,638	4,507	4,237	4,039
25-34	52,082	8,589	7,393	7,547	7,396	7,929	8,081	8,442	8,844	8,200	7,802	7,071	7,393
35-44	36,896	6,019	5,401	5,408	5,042	5,612	5,806	6,082	6,473	6,234	5,646	5,283	5,350
45-54	21,847	3,692	3,223	3,170	3,060	3,330	3,494	3,639	3,772	3,574	3,355	3,148	3,204
55-64	11,132	1,803	1,586	1,617	1,495	1,639	1,688	1,766	1,939	1,770	1,841	1,605	1,652
2019													
15-24	27,713	4,586	3,268	3,574	3,871	3,783	3,561	4,188	4,567	4,309	4,561	3,483	3,568
25-34	50,447	7,964	5,926	7,065	7,329	7,966	7,933	8,826	7,664	7,895	8,983	6,443	6,970
35-44	38,245	5,756	4,448	5,381	5,679	6,036	6,005	6,621	5,860	6,340	7,118	5,154	5,717
45-54	21,668	3,248	2,647	3,085	3,255	3,485	3,505	3,916	3,276	3,531	4,088	2,994	3,124
55-64	11,403	1,639	1,277	1,626	1,721	1,807	1,780	1,908	1,742	1,866	2,248	1,699	1,776
ANDA 040439													
2013													
15-24	7,154	940	696	688	632	646	1,100	806	1,199	979	796	717	736
25-34	8,537	970	799	741	728	823	1,716	1,010	1,364	1,118	924	823	864
35-44	4,929	538	444	449	446	454	934	648	824	683	540	486	571
45-54	3,277	337	285	259	318	328	593	433	549	443	392	352	394
55-64	1,592	164	133	162	155	149	319	196	245	234	173	182	210
2014													
15-24	5,724	855	678	627	675	626	551	520	621	649	770	791	641
25-34	6,888	1,168	867	733	798	814	763	729	677	784	844	838	730
35-44	4,227	696	552	460	443	516	480	490	481	501	543	545	518
45-54	2,738	482	330	288	319	319	306	332	260	334	368	348	343
55-64	1,444	226	165	148	151	148	151	172	191	185	195	199	212
2015													
15-24	3,419	698	411	392	419	338	355	365	431	453	429	377	346
25-34	4,319	799	529	447	454	422	498	528	521	550	571	442	485
35-44	3,008	515	335	351	349	316	403	379	365	414	447	353	364
45-54	1,921	322	222	246	213	195	237	248	249	263	278	223	246
55-64	1,049	153	127	116	144	112	138	141	120	143	153	139	142

Table 2c. Number Of Overall Mixed Amphetamine Salt (MAS) Users Over Time, by Month-Year and Age Group¹

Product Group	Overall Users	January	February	March	April	May	June	July	August	September	October	November	December
2016													
15-24	2,960	359	390	589	399	335	350	331	376	313	329	296	292
25-34	4,151	434	556	895	532	488	476	518	397	432	459	416	382
35-44	3,287	336	407	739	447	389	414	450	326	385	419	354	336
45-54	2,141	210	270	500	276	255	280	289	215	233	287	215	240
55-64	1,184	134	144	241	153	162	186	149	138	134	158	127	106
2017													
15-24	5,168	356	253	287	278	256	239	238	507	1,107	961	1,140	1,241
25-34	7,185	542	355	332	328	337	357	433	570	1,536	1,281	1,369	1,981
35-44	5,029	387	316	313	294	325	284	339	433	999	884	913	1,410
45-54	3,185	222	194	213	188	198	209	244	291	593	586	625	872
55-64	1,660	135	103	118	125	102	101	141	148	325	300	325	457
2018													
15-24	9,192	1,217	886	999	459	224	444	1,459	1,253	1,217	1,551	1,465	1,382
25-34	14,775	1,697	1,240	1,533	712	261	749	2,976	1,865	1,924	2,620	2,393	2,444
35-44	10,454	1,059	866	1,131	553	239	520	1,964	1,463	1,370	1,949	1,764	1,741
45-54	6,378	717	527	725	401	157	305	1,189	863	841	1,123	1,047	1,041
55-64	3,328	356	288	382	201	85	173	659	479	454	585	530	522
2019													
15-24	9,779	1,435	1,072	1,120	969	1,121	1,018	1,208	1,507	1,192	1,180	998	1,163
25-34	16,302	2,024	1,821	1,806	1,550	1,950	2,012	2,224	2,321	2,080	1,933	1,697	1,966
35-44	12,044	1,478	1,343	1,427	1,115	1,460	1,493	1,681	1,794	1,605	1,409	1,154	1,378
45-54	7,128	864	819	866	662	851	895	936	1,092	946	905	727	814
55-64	3,968	507	480	462	351	467	469	547	561	523	532	393	458
ANDA 040480													
2013													
15-24	0	0	0	0	0	0	0	0	0	0	0	0	0
25-34	0	0	0	0	0	0	0	0	0	0	0	0	0
35-44	0	0	0	0	0	0	0	0	0	0	0	0	0
45-54	0	0	0	0	0	0	0	0	0	0	0	0	0
55-64	0	0	0	0	0	0	0	0	0	0	0	0	0
2014													
15-24	101	0	0	5	2	4	1	2	9	13	17	29	35
25-34	136	0	0	2	4	6	8	13	10	16	10	34	48
35-44	71	0	0	2	2	3	1	9	5	2	6	17	31
45-54	65	0	0	0	1	3	6	2	6	12	11	16	20
55-64	25	0	0	0	2	0	1	2	1	3	5	4	8
2015													
15-24	128	36	17	12	6	20	41	8	7	2	0	0	0
25-34	162	34	13	15	7	30	70	7	1	1	2	0	1
35-44	118	19	9	9	10	17	47	8	2	3	1	0	4
45-54	69	15	3	6	5	14	24	7	4	1	1	1	1
55-64	33	11	3	3	1	3	9	4	1	0	0	0	1
2016													
15-24	622	1	16	40	27	34	35	33	98	127	114	102	123
25-34	766	5	12	31	50	29	37	43	138	158	116	148	146
35-44	592	7	20	44	28	21	33	32	90	116	101	96	135
45-54	420	1	9	30	30	14	20	29	73	78	66	80	91
55-64	205	1	5	17	8	12	16	10	24	48	39	39	53

Table 2c. Number Of Overall Mixed Amphetamine Salt (MAS) Users Over Time, by Month-Year and Age Group¹

Product Group	Overall Users	January	February	March	April	May	June	July	August	September	October	November	December
2017													
15-24	1,338	127	122	126	165	153	82	77	167	196	208	198	189
25-34	1,779	182	129	158	191	160	122	92	192	273	284	295	261
35-44	1,332	113	98	123	139	139	92	79	169	199	235	220	215
45-54	950	81	58	77	101	112	63	55	121	139	156	169	160
55-64	505	39	28	45	51	55	37	26	64	77	105	85	79
2018													
15-24	2,150	278	438	246	127	91	82	66	64	34	316	447	429
25-34	3,190	405	666	290	131	99	99	66	53	40	535	695	620
35-44	2,615	341	497	223	104	70	86	52	41	30	442	605	564
45-54	1,644	213	319	150	76	53	63	46	29	24	327	371	338
55-64	1,028	121	177	84	36	39	33	21	19	13	177	264	241
2019													
15-24	2,011	498	471	426	155	82	73	79	102	82	100	112	375
25-34	3,079	788	767	596	181	106	103	109	71	51	76	148	652
35-44	2,671	669	646	503	159	98	79	73	50	63	46	141	675
45-54	1,669	426	388	307	115	64	51	48	37	43	32	87	438
55-64	1,028	260	259	177	63	32	24	26	26	26	15	50	286
Any MAS IR													
2013													
15-24	47,166	8,774	6,798	7,018	7,335	6,443	5,951	7,332	9,679	8,757	9,158	8,283	8,216
25-34	47,275	8,026	6,788	7,099	7,449	7,451	7,379	8,986	9,431	8,913	9,338	8,615	8,898
35-44	27,428	4,551	3,997	4,142	4,535	4,367	4,300	5,290	5,491	5,366	5,543	5,181	5,529
45-54	17,644	2,739	2,520	2,646	2,880	2,833	2,814	3,434	3,556	3,394	3,640	3,360	3,592
55-64	8,067	1,212	1,118	1,187	1,283	1,253	1,277	1,480	1,615	1,575	1,637	1,560	1,738
2014													
15-24	50,939	9,369	7,772	8,306	7,918	7,025	6,994	8,171	9,958	9,436	9,967	8,825	9,031
25-34	55,088	9,330	8,804	8,941	8,760	8,789	8,804	10,502	10,025	10,590	10,672	9,760	10,621
35-44	32,976	5,486	5,183	5,532	5,261	5,422	5,328	6,248	6,276	6,456	6,589	6,020	6,675
45-54	20,913	3,505	3,295	3,484	3,425	3,522	3,380	4,097	3,996	4,165	4,189	3,829	4,429
55-64	9,848	1,586	1,419	1,588	1,482	1,549	1,546	1,786	1,908	1,886	1,983	1,884	2,094
2015													
15-24	53,107	10,126	8,187	8,949	8,901	7,417	7,565	8,460	10,744	9,923	10,157	9,400	9,402
25-34	62,218	10,389	9,431	10,357	10,218	9,719	10,670	11,838	11,735	12,141	12,214	11,399	12,184
35-44	38,103	6,335	5,784	6,411	6,371	6,161	6,627	7,267	7,262	7,665	7,528	7,198	7,981
45-54	24,237	4,052	3,673	4,051	3,896	3,903	4,198	4,608	4,753	4,852	4,923	4,737	5,204
55-64	11,657	1,807	1,750	1,928	1,870	1,898	1,977	2,239	2,248	2,269	2,421	2,261	2,547
2016													
15-24	55,064	10,135	8,940	9,429	8,940	7,935	8,056	8,271	12,194	10,489	10,251	9,902	8,933
25-34	70,111	11,585	11,183	11,838	11,638	11,422	11,925	12,865	14,600	13,707	13,169	13,173	12,816
35-44	44,649	7,313	7,166	7,672	7,548	7,324	7,756	8,403	9,533	8,971	8,813	8,454	8,537
45-54	28,554	4,614	4,479	5,082	4,905	4,702	5,062	5,450	6,129	5,994	5,618	5,527	5,723
55-64	13,965	2,161	2,210	2,374	2,406	2,312	2,448	2,705	2,968	2,866	2,705	2,665	2,770
2017													
15-24	50,123	9,833	7,787	8,521	7,889	7,570	7,112	7,486	10,296	8,941	9,441	9,006	7,941
25-34	67,564	11,795	10,612	11,702	10,655	11,219	11,642	12,125	13,189	12,564	12,947	12,553	11,869
35-44	44,778	7,776	7,149	7,993	7,155	7,612	7,879	8,111	8,943	8,806	8,979	8,651	8,416
45-54	27,960	4,930	4,501	4,939	4,481	4,730	4,871	5,079	5,547	5,466	5,599	5,396	5,375
55-64	13,701	2,343	2,124	2,376	2,238	2,323	2,314	2,539	2,679	2,685	2,808	2,681	2,678

Table 2c. Number Of Overall Mixed Amphetamine Salt (MAS) Users Over Time, by Month-Year and Age Group¹

Product Group	Overall Users	January	February	March	April	May	June	July	August	September	October	November	December
2018													
15-24	47,284	9,267	7,705	7,992	7,924	7,186	6,695	7,474	10,138	8,348	8,981	8,427	7,516
25-34	67,251	12,133	10,678	11,598	11,523	11,684	11,498	12,634	13,833	12,194	13,498	12,295	11,803
35-44	46,683	8,354	7,571	8,225	7,916	8,324	8,244	8,908	9,862	8,884	9,612	9,064	8,632
45-54	28,347	5,266	4,717	5,100	5,052	5,090	5,065	5,501	6,010	5,387	5,814	5,581	5,343
55-64	14,378	2,527	2,336	2,495	2,389	2,516	2,570	2,739	2,983	2,673	3,051	2,808	2,736
2019													
15-24	44,875	9,210	7,444	7,583	7,607	6,979	6,237	7,399	9,232	8,311	8,620	7,558	7,170
25-34	68,812	13,367	11,762	11,987	12,234	12,158	11,628	13,648	13,506	13,159	13,887	12,034	11,733
35-44	50,932	9,854	8,638	9,020	9,336	9,139	8,719	10,131	10,298	10,335	10,598	9,239	9,328
45-54	30,139	5,868	5,260	5,497	5,482	5,447	5,273	6,103	6,103	6,131	6,353	5,686	5,590
55-64	15,922	2,914	2,728	2,917	2,839	2,878	2,705	3,157	3,230	3,190	3,419	3,053	3,155
All MAS IR ANDAs except 202424 040440 040422 040439 or 040480													
2013													
15-24	11,180	710	791	1,179	1,119	1,021	984	1,098	1,526	1,838	2,033	1,920	2,043
25-34	13,011	746	965	1,331	1,212	1,179	1,307	1,537	1,702	2,235	2,236	2,201	2,438
35-44	7,970	446	579	782	809	721	768	903	1,051	1,413	1,392	1,463	1,605
45-54	5,389	304	399	572	540	517	550	632	690	923	1,012	946	1,088
55-64	2,524	136	179	270	278	267	276	300	365	441	483	448	507
2014													
15-24	18,245	2,558	1,947	2,029	1,930	1,874	1,914	2,433	3,042	2,937	3,079	2,738	2,903
25-34	21,686	2,820	2,460	2,409	2,370	2,479	2,678	3,557	3,248	3,431	3,547	3,243	3,460
35-44	13,618	1,732	1,499	1,525	1,526	1,632	1,646	2,164	2,210	2,221	2,270	2,108	2,337
45-54	8,635	1,113	964	1,002	967	1,020	1,048	1,430	1,393	1,442	1,456	1,394	1,512
55-64	4,318	515	452	487	475	524	535	702	732	694	740	750	777
2015													
15-24	21,224	3,229	2,690	2,928	2,835	2,500	2,549	2,931	3,734	3,204	3,199	3,283	3,433
25-34	25,528	3,480	3,115	3,491	3,454	3,201	3,557	3,958	4,042	3,899	3,879	3,994	4,538
35-44	16,670	2,262	2,116	2,355	2,250	2,201	2,332	2,684	2,626	2,750	2,624	2,709	3,068
45-54	10,721	1,451	1,430	1,496	1,448	1,462	1,515	1,686	1,772	1,810	1,729	1,838	2,102
55-64	5,400	674	706	714	690	726	757	858	874	874	942	924	1,100
2016													
15-24	28,625	3,781	3,220	3,051	4,900	4,056	3,712	3,800	5,518	4,761	4,578	4,443	4,041
25-34	36,693	4,337	4,209	3,893	6,821	5,638	5,477	5,608	6,376	5,776	5,544	5,426	5,708
35-44	23,493	2,930	2,968	2,740	4,356	3,616	3,505	3,665	4,041	3,722	3,697	3,540	3,670
45-54	15,546	1,940	1,973	1,802	2,861	2,468	2,345	2,496	2,743	2,662	2,501	2,394	2,662
55-64	7,820	935	999	907	1,452	1,185	1,199	1,316	1,385	1,297	1,237	1,256	1,269
2017													
15-24	17,099	4,802	3,401	3,402	2,943	2,157	2,032	1,673	1,488	839	837	604	944
25-34	22,280	5,450	4,293	4,364	3,761	3,002	3,257	2,685	1,973	1,007	1,133	733	1,321
35-44	14,936	3,565	2,946	2,952	2,546	2,048	2,202	1,836	1,354	758	750	468	940
45-54	9,763	2,369	2,073	1,992	1,644	1,362	1,402	1,264	866	493	438	325	538
55-64	4,825	1,153	955	998	822	680	717	603	429	213	208	162	268
2018													
15-24	7,950	1,371	1,650	1,656	1,596	825	512	331	1,148	662	483	329	469
25-34	12,192	1,925	2,662	2,845	2,317	1,430	853	543	1,650	793	550	412	875
35-44	8,566	1,375	1,859	2,097	1,568	1,115	664	356	1,078	551	379	322	631
45-54	5,231	818	1,190	1,269	1,038	702	388	204	639	344	200	182	409
55-64	2,705	408	675	613	493	346	227	118	311	171	109	91	202
2019													
15-24	10,765	1,025	1,233	1,037	934	847	781	1,129	1,609	1,889	2,217	2,038	1,669
25-34	17,650	1,751	1,960	1,552	1,283	1,251	1,458	2,200	2,656	3,368	3,703	3,330	2,692

Table 2c. Number Of Overall Mixed Amphetamine Salt (MAS) Users Over Time, by Month-Year and Age Group¹

Product Group	Overall Users	January	February	March	April	May	June	July	August	September	October	November	December
35-44	14,191	1,516	1,636	1,241	1,042	992	1,114	1,750	2,174	2,800	2,941	2,698	2,238
45-54	8,455	944	987	796	624	586	637	1,075	1,309	1,671	1,813	1,679	1,410
55-64	4,777	531	556	508	364	343	400	598	770	909	997	891	818

¹Counts of prevalent users over time are reported in year month of the valid index date

Table 3. Number of Overall Mixed Amphetamine Salt (MAS) Users Over Time of Episode Span, by Month-Year¹

Product Group	Total Overall Users	Total Overall Users											
		January	February	March	April	May	June	July	August	September	October	November	December
ANDA 202424													
2013	0	0	0	0	0	0	0	0	0	0	0	0	0
2014	25,511	0	0	0	130	676	1,307	5,225	10,512	12,623	13,481	14,109	13,385
2015	34,305	10,453	10,030	10,298	10,502	10,538	10,977	11,938	12,420	13,315	13,855	13,527	12,906
2016	44,807	11,558	12,130	14,881	16,070	15,520	15,528	16,424	17,908	18,318	18,514	18,956	18,437
2017	104,893	15,852	17,197	23,397	29,372	37,446	40,286	42,353	49,054	50,615	49,117	49,130	48,507
2018	104,863	37,476	30,416	28,938	29,382	34,102	36,398	36,898	38,933	39,571	41,104	40,995	37,244
2019	93,807	31,203	34,054	36,883	37,955	36,935	28,769	25,719	28,616	29,952	29,197	28,230	25,945
ANDA 040440													
2013	1	0	0	0	0	0	0	0	0	0	0	0	1
2014	9,519	640	1,528	2,129	2,426	2,464	2,347	2,716	3,252	3,291	3,131	2,860	2,601
2015	5,218	1,806	1,325	1,265	1,293	1,292	1,122	1,054	1,068	1,164	1,269	1,190	1,145
2016	4,552	1,079	1,236	1,381	1,322	1,095	894	919	1,118	1,250	1,317	1,332	1,485
2017	11,869	1,353	1,307	1,434	1,421	1,540	1,820	2,115	2,733	4,690	5,474	4,736	4,141
2018	23,693	3,530	4,532	5,321	5,159	5,894	5,945	6,036	7,536	7,019	5,859	5,200	5,144
2019	30,440	7,839	8,477	6,579	5,689	6,067	8,658	9,630	9,119	9,354	7,172	4,479	3,412
ANDA 040422													
2013	126,690	21,519	35,839	40,632	44,048	46,525	45,607	50,724	56,987	58,675	60,380	59,652	59,017
2014	139,387	53,331	52,963	56,147	57,332	57,290	56,075	56,713	54,862	54,050	55,288	53,511	55,469
2015	138,141	53,037	53,135	54,987	56,269	55,870	55,241	57,415	60,815	63,568	65,343	65,268	65,630
2016	143,718	59,260	59,736	61,925	59,891	53,274	50,741	52,361	57,652	59,950	59,875	59,587	59,057
2017	138,233	49,700	48,280	50,026	49,446	49,784	49,310	50,046	54,331	60,007	67,865	70,801	68,616
2018	168,137	63,616	67,983	69,083	67,859	70,525	72,150	74,566	77,243	77,228	76,724	73,114	72,759
2019	166,425	67,397	62,942	62,793	65,678	69,160	71,445	75,159	74,756	72,255	75,430	72,332	69,479
ANDA 040439													
2013	25,229	2,949	4,951	5,382	5,375	5,695	8,086	8,708	8,421	9,021	8,092	7,139	7,018
2014	22,942	7,227	7,301	6,582	6,193	6,320	6,022	5,870	5,769	6,001	6,551	6,948	6,897
2015	15,842	6,123	5,595	4,754	4,559	4,431	4,472	4,663	4,725	4,940	5,195	5,022	4,729
2016	14,926	4,176	4,560	6,110	6,116	5,118	4,950	5,099	4,651	3,963	4,067	4,178	4,135
2017	23,307	3,981	4,075	3,924	3,877	3,913	3,768	3,824	4,661	7,856	9,933	10,558	12,847
2018	47,215	12,481	10,956	10,941	8,506	5,288	4,050	10,692	14,314	13,041	15,439	17,415	17,782
2019	53,209	16,023	14,096	13,661	12,422	12,510	13,315	14,289	15,719	15,800	14,799	13,092	13,270
ANDA 040480													
2013	0	0	0	0	0	0	0	0	0	0	0	0	0
2014	398	0	0	9	20	32	36	55	64	82	106	168	264
2015	634	277	191	122	82	125	280	242	73	28	15	10	11
2016	2,594	23	78	221	308	290	305	317	594	956	1,123	1,079	1,170
2017	6,266	1,195	1,187	1,302	1,473	1,641	1,388	1,012	1,175	1,696	2,154	2,262	2,387
2018	11,588	2,725	3,932	3,620	1,807	1,128	923	732	544	398	1,995	4,104	5,200
2019	12,308	5,752	6,423	6,079	4,024	1,813	1,037	872	739	676	676	936	3,071
Any MAS IR													
2013	144,548	25,302	41,693	48,053	52,769	55,610	55,869	61,146	68,622	72,315	75,992	76,609	77,065
2014	182,305	71,954	73,034	76,330	77,984	78,355	77,524	82,061	86,737	89,910	93,376	93,238	94,391
2015	206,485	87,879	88,273	91,147	93,719	93,722	93,529	97,204	103,098	107,615	110,066	110,524	111,756
2016	234,213	102,707	103,864	106,752	107,400	108,129	107,719	111,369	120,870	125,179	125,944	126,411	125,143
2017	232,001	109,016	108,152	110,731	109,646	109,950	108,724	110,458	117,137	118,916	121,291	122,756	121,369
2018	229,813	107,905	108,054	110,803	111,423	113,060	111,131	112,896	119,894	120,873	123,353	123,760	121,988
2019	234,721	111,851	112,428	115,028	116,158	117,285	114,570	117,724	123,163	125,170	127,951	126,744	123,398
All MAS IR ANDAs except 202424 040440 040422 040439 or 040480													
2013	39,638	2,342	4,985	7,506	8,948	9,602	10,012	10,963	12,103	14,601	17,154	18,457	19,884

Table 3. Number of Overall Mixed Amphetamine Salt (MAS) Users Over Time of Episode Span, by Month-Year¹

Product Group	Total												
	Overall Users	January	February	March	April	May	June	July	August	September	October	November	December
2014	70,750	20,188	20,976	21,091	21,003	21,161	21,581	24,567	27,145	28,796	30,520	30,686	31,280
2015	85,899	29,204	29,666	30,933	31,686	31,823	31,936	33,383	35,663	37,049	36,789	37,228	39,317
2016	121,100	37,746	39,074	38,455	43,731	48,465	48,703	50,091	53,945	55,420	55,250	55,031	54,565
2017	87,010	49,361	48,093	46,400	41,241	34,912	28,299	26,210	22,648	15,775	9,744	6,966	7,404
2018	38,223	10,053	15,288	19,261	19,469	17,272	11,562	6,978	7,270	7,621	5,548	3,855	4,575
2019	56,372	8,479	12,778	13,807	13,276	12,748	12,877	15,388	19,327	24,467	28,798	28,957	28,364

¹Counts of prevalent users are estimated based on the entire treatment episode so the users would be counted in each year and month of the treatment episode duration.

Table 4a. Number Of Mixed Amphetamine Salt (MAS) Dispensings Over Time, by Month-Year

Product Group	Total												
	Dispensings	January	February	March	April	May	June	July	August	September	October	November	December
ANDA 202424	1,128,181												
2013	0	0	0	0	0	0	0	0	0	0	0	0	0
2014	59,373	0	0	0	147	1,211	1,879	9,624	11,990	9,614	9,079	8,607	7,222
2015	98,354	7,750	7,515	7,503	7,241	6,829	8,522	9,309	9,044	9,710	9,216	7,761	7,954
2016	142,203	9,081	9,272	14,581	12,350	11,204	12,077	12,215	13,870	12,790	12,214	12,146	10,403
2017	329,493	12,927	14,310	27,878	34,276	42,445	30,048	29,642	33,034	27,890	27,566	26,833	22,644
2018	279,679	16,671	18,374	27,586	25,659	26,487	23,052	22,439	28,216	25,895	27,768	21,528	16,004
2019	219,079	22,652	28,353	24,394	24,453	17,648	11,595	19,592	19,941	16,348	15,245	11,724	7,134
ANDA 040440	151,437												
2013	1	0	0	0	0	0	0	0	0	0	0	0	1
2014	19,604	959	1,686	1,828	1,648	1,604	1,411	1,949	2,303	1,734	1,797	1,399	1,286
2015	9,425	1,036	730	913	840	744	672	756	722	873	786	656	697
2016	10,131	798	866	873	743	526	549	745	1,052	1,112	848	905	1,114
2017	21,439	1,056	864	982	952	1,135	1,592	1,644	2,110	3,693	2,755	2,764	1,892
2018	43,211	2,660	3,291	3,620	3,324	3,920	3,428	4,117	5,216	3,315	3,920	3,043	3,357
2019	47,626	6,594	3,592	3,506	3,877	4,276	6,036	4,588	5,406	4,450	2,510	1,630	1,161
ANDA 040422	3,666,201												
2013	507,974	49,495	39,666	37,189	39,785	36,211	34,574	53,089	50,678	46,194	46,740	37,237	37,116
2014	510,208	46,294	48,724	46,622	40,134	37,941	37,673	40,168	41,118	43,844	42,770	37,410	47,510
2015	529,494	49,582	44,089	44,561	42,477	38,220	40,385	46,858	47,956	48,766	45,561	40,549	40,490
2016	527,406	44,346	42,904	47,570	45,624	40,400	39,335	44,413	52,767	47,226	42,504	41,744	38,573
2017	514,265	40,393	40,128	41,178	36,454	37,767	37,334	40,663	47,240	52,094	53,622	46,227	41,165
2018	597,241	58,943	53,744	53,039	48,270	50,713	48,483	51,284	56,644	50,434	46,220	41,185	38,282
2019	479,613	48,468	40,552	45,719	45,722	45,559	41,370	44,191	38,719	40,498	41,458	26,066	21,291
ANDA 040439	427,110												
2013	58,244	5,376	4,227	3,945	3,817	3,833	6,415	5,349	6,558	5,560	4,721	4,176	4,267
2014	52,821	5,588	4,488	4,062	4,145	4,160	3,965	3,831	4,045	5,285	4,970	4,248	4,034
2015	39,710	4,514	3,256	3,134	3,385	2,776	3,215	3,247	3,400	3,581	3,487	2,808	2,907
2016	39,786	2,898	3,295	4,818	3,177	2,867	2,846	2,643	2,874	4,108	4,287	3,265	2,708
2017	51,353	3,459	2,625	2,491	2,429	2,265	2,619	2,894	3,636	8,073	6,399	6,519	7,944
2018	90,059	6,703	5,171	6,297	2,784	1,184	3,611	12,485	9,345	9,914	12,581	10,748	9,236
2019	95,137	8,557	7,781	7,671	6,452	8,092	8,336	9,394	9,829	8,656	8,165	6,392	5,812
ANDA 040480	55,764												
2013	0	0	0	0	0	0	0	0	0	0	0	0	0
2014	699	0	0	16	20	32	28	35	57	81	73	176	181
2015	691	136	57	57	38	102	221	38	20	8	5	1	8
2016	5,301	19	93	250	203	129	201	227	736	765	834	965	879
2017	12,564	950	805	886	968	885	502	559	1,354	1,380	1,459	1,485	1,331
2018	19,978	1,753	2,534	1,219	656	446	471	341	275	197	3,817	4,700	3,569
2019	16,531	3,986	3,499	2,498	860	511	416	513	398	359	336	722	2,433
Any MAS IR	6,681,255												
2013	702,082	62,744	52,328	50,960	54,902	49,970	49,952	62,962	71,464	65,125	66,114	57,242	58,319
2014	869,733	75,624	70,933	70,349	65,318	63,770	64,307	75,374	79,560	79,307	78,314	71,353	75,524
2015	991,427	87,156	78,638	80,799	78,127	72,985	77,460	85,596	89,748	90,341	87,531	79,859	83,187
2016	1,123,994	92,154	86,656	93,484	90,378	83,676	90,273	96,296	#####	102,912	96,942	92,399	87,623
2017	1,064,758	96,391	85,248	92,345	82,435	83,441	84,449	88,551	98,323	94,773	92,455	87,380	78,967
2018	1,030,646	96,624	84,573	87,302	82,912	80,970	80,438	88,865	#####	86,399	89,708	80,779	71,949
2019	898,615	98,768	86,225	84,145	82,039	76,887	70,895	81,470	79,860	74,619	70,113	53,054	40,540

Table 4a. Number Of Mixed Amphetamine Salt (MAS) Dispensings Over Time, by Month-Year

	Total												
Product Group	Dispensings	January	February	March	April	May	June	July	August	September	October	November	December
All MAS IR ANDAs except 202424, 040440, 040422, 040439 or 040480	1,455,319												
2013	122,980	4,858	6,527	9,410	7,992	7,218	7,567	8,900	11,449	16,197	15,801	13,057	14,004
2014	233,595	17,481	15,963	15,191	14,840	15,579	17,565	24,761	23,690	23,434	22,885	20,108	22,098
2015	293,804	24,897	23,814	24,332	22,926	21,047	21,845	25,001	26,459	25,614	25,243	25,632	26,994
2016	417,795	27,700	27,253	27,433	57,873	39,695	34,981	35,229	40,585	35,934	32,307	30,426	28,379
2017	156,566	29,737	22,365	21,189	17,556	14,002	14,080	10,735	7,212	4,204	4,641	3,555	7,290
2018	76,878	10,566	14,643	13,722	9,452	5,412	3,022	2,187	6,466	3,243	2,246	1,974	3,945
2019	153,701	13,670	16,988	10,795	8,020	7,313	8,212	13,073	15,387	18,353	19,094	13,859	8,937

Table 4b. Number Of Mixed Amphetamine Salt (MAS) Dispensings Over Time, by Month-Year and Sex

Product Group	Total Dispensings	January	February	March	April	May	June	July	August	September	October	November	December
ANDA 202424													
2013													
Female	0	0	0	0	0	0	0	0	0	0	0	0	0
Male	0	0	0	0	0	0	0	0	0	0	0	0	0
2014													
Female	32,625	0	0	0	71	726	1,037	5,331	6,613	5,214	4,799	4,841	3,993
Male	26,748	0	0	0	76	485	842	4,293	5,377	4,400	4,280	3,766	3,229
2015													
Female	52,914	4,079	4,070	4,087	3,785	3,856	4,572	4,768	4,934	5,320	4,958	4,043	4,442
Male	45,440	3,671	3,445	3,416	3,456	2,973	3,950	4,541	4,110	4,390	4,258	3,718	3,512
2016													
Female	77,599	4,886	5,202	7,748	6,805	6,135	6,691	6,633	7,494	6,957	6,526	6,799	5,723
Male	64,604	4,195	4,070	6,833	5,545	5,069	5,386	5,582	6,376	5,833	5,688	5,347	4,680
2017													
Female	178,438	6,946	7,509	15,143	18,708	22,844	16,001	16,337	17,926	15,163	14,971	14,580	12,310
Male	151,055	5,981	6,801	12,735	15,568	19,601	14,047	13,305	15,108	12,727	12,595	12,253	10,334
2018													
Female	150,667	8,929	9,706	14,699	13,587	14,330	12,699	12,211	15,211	14,078	14,973	11,574	8,670
Male	129,012	7,742	8,668	12,887	12,072	12,157	10,353	10,228	13,005	11,817	12,795	9,954	7,334
2019													
Female	117,307	12,129	15,155	13,006	12,955	9,578	6,182	10,574	10,776	8,699	8,084	6,315	3,854
Male	101,772	10,523	13,198	11,388	11,498	8,070	5,413	9,018	9,165	7,649	7,161	5,409	3,280
ANDA 040440													
2013													
Female	1	0	0	0	0	0	0	0	0	0	0	0	1
Male	0	0	0	0	0	0	0	0	0	0	0	0	0
2014													
Female	10,507	502	952	943	873	867	747	1,068	1,209	921	996	789	640
Male	9,097	457	734	885	775	737	664	881	1,094	813	801	610	646
2015													
Female	5,039	622	359	428	471	370	347	426	355	500	422	368	371
Male	4,386	414	371	485	369	374	325	330	367	373	364	288	326
2016													
Female	5,239	414	474	447	420	286	298	399	533	523	444	474	527
Male	4,892	384	392	426	323	240	251	346	519	589	404	431	587
2017													
Female	10,928	567	462	426	447	543	871	830	1,089	1,873	1,410	1,458	952
Male	10,511	489	402	556	505	592	721	814	1,021	1,820	1,345	1,306	940
2018													
Female	22,050	1,359	1,644	1,917	1,741	1,999	1,722	2,053	2,698	1,667	1,987	1,529	1,734
Male	21,161	1,301	1,647	1,703	1,583	1,921	1,706	2,064	2,518	1,648	1,933	1,514	1,623
2019													
Female	25,154	3,465	1,878	1,891	2,063	2,237	3,244	2,460	2,785	2,346	1,306	865	614
Male	22,472	3,129	1,714	1,615	1,814	2,039	2,792	2,128	2,621	2,104	1,204	765	547
ANDA 040422													
2013													
Female	275,889	26,241	21,456	19,943	21,915	19,613	18,777	28,383	28,143	24,913	25,566	20,556	20,383
Male	232,085	23,254	18,210	17,246	17,870	16,598	15,797	24,706	22,535	21,281	21,174	16,681	16,733
2014													
Female	275,962	24,016	25,271	25,488	21,594	20,563	20,908	21,782	22,210	24,313	22,501	20,880	26,436
Male	234,246	22,278	23,453	21,134	18,540	17,378	16,765	18,386	18,908	19,531	20,269	16,530	21,074

Table 4b. Number Of Mixed Amphetamine Salt (MAS) Dispensings Over Time, by Month-Year and Sex

Product Group	Total Dispensings	January	February	March	April	May	June	July	August	September	October	November	December
2015													
Female	289,504	26,581	24,248	24,414	23,370	21,126	22,206	25,589	26,371	26,706	24,662	22,229	22,002
Male	239,990	23,001	19,841	20,147	19,107	17,094	18,179	21,269	21,585	22,060	20,899	18,320	18,488
2016													
Female	287,775	24,107	23,655	25,483	24,809	22,107	21,709	24,257	28,448	26,226	23,313	22,634	21,027
Male	239,631	20,239	19,249	22,087	20,815	18,293	17,626	20,156	24,319	21,000	19,191	19,110	17,546
2017													
Female	280,741	21,601	21,904	22,805	19,801	20,164	20,594	22,365	26,002	27,902	29,743	25,239	22,621
Male	233,524	18,792	18,224	18,373	16,653	17,603	16,740	18,298	21,238	24,192	23,879	20,988	18,544
2018													
Female	325,984	31,925	29,626	28,681	26,658	27,344	26,479	28,400	30,492	27,283	25,408	22,559	21,129
Male	271,257	27,018	24,118	24,358	21,612	23,369	22,004	22,884	26,152	23,151	20,812	18,626	17,153
2019													
Female	263,297	25,982	22,120	25,082	25,061	25,421	22,959	24,526	21,447	22,158	22,437	14,445	11,659
Male	216,316	22,486	18,432	20,637	20,661	20,138	18,411	19,665	17,272	18,340	19,021	11,621	9,632
ANDA 040439													
2013													
Female	31,153	2,834	2,252	2,149	2,067	1,998	3,367	2,889	3,398	3,135	2,593	2,279	2,192
Male	27,091	2,542	1,975	1,796	1,750	1,835	3,048	2,460	3,160	2,425	2,128	1,897	2,075
2014													
Female	28,214	2,934	2,357	2,058	2,281	2,112	2,143	2,116	2,210	2,798	2,705	2,216	2,284
Male	24,607	2,654	2,131	2,004	1,864	2,048	1,822	1,715	1,835	2,487	2,265	2,032	1,750
2015													
Female	21,606	2,269	1,807	1,694	1,813	1,590	1,796	1,790	1,817	2,001	1,912	1,466	1,651
Male	18,104	2,245	1,449	1,440	1,572	1,186	1,419	1,457	1,583	1,580	1,575	1,342	1,256
2016													
Female	21,719	1,526	1,659	2,621	1,776	1,583	1,558	1,402	1,638	2,291	2,325	1,852	1,488
Male	18,067	1,372	1,636	2,197	1,401	1,284	1,288	1,241	1,236	1,817	1,962	1,413	1,220
2017													
Female	27,645	1,705	1,394	1,352	1,255	1,204	1,368	1,629	1,977	4,439	3,499	3,523	4,300
Male	23,708	1,754	1,231	1,139	1,174	1,061	1,251	1,265	1,659	3,634	2,900	2,996	3,644
2018													
Female	48,597	3,603	2,733	3,376	1,467	641	2,012	6,790	5,026	5,208	6,837	5,962	4,942
Male	41,462	3,100	2,438	2,921	1,317	543	1,599	5,695	4,319	4,706	5,744	4,786	4,294
2019													
Female	51,068	4,486	4,093	4,086	3,553	4,481	4,446	5,153	5,320	4,619	4,293	3,415	3,123
Male	44,069	4,071	3,688	3,585	2,899	3,611	3,890	4,241	4,509	4,037	3,872	2,977	2,689
ANDA 040480													
2013													
Female	0	0	0	0	0	0	0	0	0	0	0	0	0
Male	0	0	0	0	0	0	0	0	0	0	0	0	0
2014													
Female	376	0	0	3	16	24	14	20	41	28	41	92	97
Male	323	0	0	13	4	8	14	15	16	53	32	84	84
2015													
Female	364	74	31	27	22	61	105	22	10	6	2	1	3
Male	327	62	26	30	16	41	116	16	10	2	3	0	5
2016													
Female	2,758	7	61	117	103	68	107	117	393	387	428	462	508
Male	2,543	12	32	133	100	61	94	110	343	378	406	503	371

Table 4b. Number Of Mixed Amphetamine Salt (MAS) Dispensings Over Time, by Month-Year and Sex

Product Group	Total Dispensings	January	February	March	April	May	June	July	August	September	October	November	December
2017													
Female	6,672	461	428	509	465	483	286	270	774	744	744	762	746
Male	5,892	489	377	377	503	402	216	289	580	636	715	723	585
2018													
Female	10,519	949	1,328	656	346	240	246	201	133	109	2,090	2,327	1,894
Male	9,459	804	1,206	563	310	206	225	140	142	88	1,727	2,373	1,675
2019													
Female	8,801	2,048	1,817	1,365	488	274	231	283	220	184	184	398	1,309
Male	7,730	1,938	1,682	1,133	372	237	185	230	178	175	152	324	1,124
Any MAS IR													
2013													
Female	381,991	33,506	28,361	27,688	30,128	27,077	27,466	34,260	39,428	35,114	35,740	30,976	32,247
Male	320,091	29,238	23,967	23,272	24,774	22,893	22,486	28,702	32,036	30,011	30,374	26,266	26,072
2014													
Female	472,181	39,585	37,853	38,413	35,561	34,438	34,886	41,761	42,993	42,809	42,010	39,689	42,183
Male	397,552	36,039	33,080	31,936	29,757	29,332	29,421	33,613	36,567	36,498	36,304	31,664	33,341
2015													
Female	541,280	46,605	42,385	43,925	42,301	40,447	42,569	46,416	49,019	50,584	47,179	44,131	45,719
Male	450,147	40,551	36,253	36,874	35,826	32,538	34,891	39,180	40,729	39,757	40,352	35,728	37,468
2016													
Female	613,659	49,524	47,818	50,855	48,888	45,655	50,142	52,100	61,124	56,302	52,689	50,678	47,884
Male	510,335	42,630	38,838	42,629	41,490	38,021	40,131	44,196	50,077	46,610	44,253	41,721	39,739
2017													
Female	579,999	51,136	46,524	50,074	45,253	45,304	45,662	48,512	53,267	51,620	51,184	47,956	43,507
Male	484,759	45,255	38,724	42,271	37,182	38,137	38,787	40,039	45,056	43,153	41,271	39,424	35,460
2018													
Female	562,511	51,799	46,117	47,266	45,571	44,362	44,086	49,095	54,349	47,188	49,126	43,878	39,674
Male	468,135	44,825	38,456	40,036	37,341	36,608	36,352	39,770	45,778	39,211	40,582	36,901	32,275
2019													
Female	494,982	52,627	46,911	46,331	45,066	43,123	39,326	45,848	43,696	41,003	38,726	29,701	22,624
Male	403,633	46,141	39,314	37,814	36,973	33,764	31,569	35,622	36,164	33,616	31,387	23,353	17,916
All MAS IR ANDAs except 202424 040440 040422 040439 or 040480													
2013													
Female	66,121	2,658	3,406	5,175	4,034	4,036	4,026	5,056	5,942	8,696	8,339	7,018	7,735
Male	56,859	2,200	3,121	4,235	3,958	3,182	3,541	3,844	5,507	7,501	7,462	6,039	6,269
2014													
Female	127,322	9,387	8,498	8,432	8,106	8,255	9,557	13,516	12,866	12,882	12,598	10,874	12,351
Male	106,273	8,094	7,465	6,759	6,734	7,324	8,008	11,245	10,824	10,552	10,287	9,234	9,747
2015													
Female	159,676	13,111	12,852	13,238	12,466	11,629	11,722	13,589	14,484	14,129	13,852	14,091	14,513
Male	134,128	11,786	10,962	11,094	10,460	9,418	10,123	11,412	11,975	11,485	11,391	11,541	12,481
2016													
Female	226,325	14,890	14,777	14,795	30,825	21,273	19,150	19,100	22,184	19,491	17,429	16,643	15,768
Male	191,470	12,810	12,476	12,638	27,048	18,422	15,831	16,129	18,401	16,443	14,878	13,783	12,611
2017													
Female	85,028	15,879	11,999	11,492	9,539	7,674	7,816	5,802	3,930	2,336	2,582	2,012	3,967
Male	71,538	13,858	10,366	9,697	8,017	6,328	6,264	4,933	3,282	1,868	2,059	1,543	3,323
2018													
Female	42,451	5,781	7,948	7,556	5,226	2,969	1,670	1,238	3,599	1,866	1,238	1,122	2,238
Male	34,427	4,785	6,695	6,166	4,226	2,443	1,352	949	2,867	1,377	1,008	852	1,707

Table 4b. Number Of Mixed Amphetamine Salt (MAS) Dispensings Over Time, by Month-Year and Sex

Product Group	Total Dispensings	January	February	March	April	May	June	July	August	September	October	November	December
2019													
Female	84,392	7,288	9,232	5,727	4,447	3,983	4,574	7,250	8,233	10,092	10,798	7,680	5,088
Male	69,309	6,382	7,756	5,068	3,573	3,330	3,638	5,823	7,154	8,261	8,296	6,179	3,849

Table 4c. Number Of Mixed Amphetamine Salt (MAS) Dispensings Over Time, by Month-Year and Age Group

Product Group	Dispensing	January	February	March	April	May	June	July	August	September	October	November	December
ANDA 202424													
2013													
15-24	0	0	0	0	0	0	0	0	0	0	0	0	0
25-34	0	0	0	0	0	0	0	0	0	0	0	0	0
35-44	0	0	0	0	0	0	0	0	0	0	0	0	0
45-54	0	0	0	0	0	0	0	0	0	0	0	0	0
55-64	0	0	0	0	0	0	0	0	0	0	0	0	0
2014													
15-24	14,562	0	0	0	25	225	329	2,087	2,901	2,388	2,546	2,263	1,798
25-34	20,297	0	0	0	51	397	615	3,476	3,993	3,412	2,803	3,042	2,508
35-44	12,772	0	0	0	33	271	447	1,976	2,855	2,010	1,917	1,738	1,525
45-54	7,548	0	0	0	24	151	240	1,362	1,400	1,197	1,184	1,072	918
55-64	4,194	0	0	0	14	167	248	723	841	607	629	492	473
2015													
15-24	23,003	1,948	1,726	1,813	1,759	1,434	1,921	1,994	2,094	2,491	2,152	1,870	1,801
25-34	34,217	2,594	2,644	2,636	2,449	2,390	2,980	3,365	3,231	3,201	3,301	2,675	2,751
35-44	21,650	1,729	1,652	1,602	1,636	1,626	1,834	2,017	1,924	2,183	2,054	1,638	1,755
45-54	12,994	994	944	950	1,000	899	1,179	1,333	1,200	1,267	1,091	1,082	1,055
55-64	6,490	485	549	502	397	480	608	600	595	568	618	496	592
2016													
15-24	30,233	2,257	1,986	2,902	2,529	2,190	2,227	2,357	3,372	2,990	2,710	2,601	2,112
25-34	49,190	3,147	3,217	5,067	4,092	3,923	4,329	4,273	4,763	4,211	4,308	4,087	3,773
35-44	33,855	2,019	2,202	3,664	3,023	2,607	2,910	3,181	3,202	2,939	2,833	2,878	2,397
45-54	19,282	1,092	1,202	2,015	1,762	1,759	1,766	1,598	1,679	1,650	1,668	1,725	1,366
55-64	9,643	566	665	933	944	725	845	806	854	1,000	695	855	755
2017													
15-24	65,875	2,902	3,023	5,029	5,744	7,724	5,690	5,733	7,836	6,192	6,020	5,554	4,428
25-34	111,006	4,662	5,146	9,233	12,004	13,995	10,277	10,263	10,767	9,068	9,089	9,048	7,454
35-44	78,382	3,016	3,130	6,912	8,266	10,463	7,337	7,015	7,265	6,651	6,395	6,326	5,606
45-54	48,553	1,537	2,101	4,428	5,367	6,620	4,466	4,179	4,682	4,012	4,012	3,821	3,328
55-64	25,677	810	910	2,276	2,895	3,643	2,278	2,452	2,484	1,967	2,050	2,084	1,828
2018													
15-24	52,190	3,914	3,520	4,781	4,531	4,653	3,858	3,901	5,635	4,973	5,175	4,200	3,049
25-34	94,157	5,421	6,250	9,251	8,785	9,071	7,868	7,598	9,377	8,694	9,512	7,274	5,056
35-44	69,881	3,806	4,387	7,109	6,561	6,549	5,786	5,795	6,894	6,392	7,053	5,382	4,167
45-54	41,190	2,322	2,852	3,978	3,769	3,942	3,510	3,434	4,225	3,770	3,993	3,041	2,354
55-64	22,261	1,208	1,365	2,467	2,013	2,272	2,030	1,711	2,085	2,066	2,035	1,631	1,378
2019													
15-24	37,425	4,247	4,762	4,120	3,981	2,959	1,939	2,898	3,402	2,941	2,680	2,118	1,378
25-34	72,240	7,702	9,671	8,000	8,194	5,793	3,721	6,735	6,430	5,196	4,859	3,736	2,203
35-44	57,437	5,837	7,404	6,400	6,500	4,609	3,193	5,087	5,161	4,337	4,088	3,039	1,782
45-54	33,409	3,175	4,191	3,685	3,782	2,762	1,783	3,097	3,247	2,457	2,316	1,809	1,105
55-64	18,568	1,691	2,325	2,189	1,996	1,525	959	1,775	1,701	1,417	1,302	1,022	666
ANDA 040440													
2013													
15-24	0	0	0	0	0	0	0	0	0	0	0	0	0
25-34	0	0	0	0	0	0	0	0	0	0	0	0	0
35-44	1	0	0	0	0	0	0	0	0	0	0	0	1
45-54	0	0	0	0	0	0	0	0	0	0	0	0	0
55-64	0	0	0	0	0	0	0	0	0	0	0	0	0
2014													
15-24	4,755	224	363	413	416	392	330	430	622	470	440	370	285
25-34	5,861	330	492	593	529	477	434	613	697	478	459	376	383

Table 4c. Number Of Mixed Amphetamine Salt (MAS) Dispensings Over Time, by Month-Year and Age Group

Product Group	Dispensing	January	February	March	April	May	June	July	August	September	October	November	December
35-44	4,381	216	375	428	350	375	312	465	476	388	440	293	263
45-54	3,013	125	344	269	242	234	191	301	329	263	262	242	211
55-64	1,594	64	112	125	111	126	144	140	179	135	196	118	144
2015													
15-24	2,198	284	166	267	212	156	127	150	195	155	159	162	165
25-34	2,809	315	188	273	238	208	257	259	202	245	237	202	185
35-44	2,099	215	182	171	153	198	159	156	173	217	172	140	163
45-54	1,506	154	136	131	171	111	97	121	92	135	150	107	101
55-64	813	68	58	71	66	71	32	70	60	121	68	45	83
2016													
15-24	1,656	133	134	208	138	98	75	67	166	172	118	172	175
25-34	2,822	236	252	239	192	144	138	260	278	266	238	207	372
35-44	2,658	215	189	221	175	101	157	187	305	311	282	201	314
45-54	1,927	144	189	155	168	137	113	146	151	242	135	202	145
55-64	1,068	70	102	50	70	46	66	85	152	121	75	123	108
2017													
15-24	3,610	184	121	171	167	203	267	251	388	686	472	427	273
25-34	6,733	264	277	284	299	305	468	430	697	1,144	997	1,029	539
35-44	5,355	206	242	251	232	277	435	541	468	892	621	676	514
45-54	3,577	262	120	199	173	232	252	239	357	582	385	402	374
55-64	2,164	140	104	77	81	118	170	183	200	389	280	230	192
2018													
15-24	7,033	440	507	611	659	666	491	661	857	550	648	477	466
25-34	13,128	826	1,060	1,096	992	1,205	1,102	1,255	1,528	1,021	1,177	866	1,000
35-44	11,107	669	835	979	779	948	844	1,096	1,378	875	989	796	919
45-54	7,506	457	585	600	536	674	643	691	932	522	690	600	576
55-64	4,437	268	304	334	358	427	348	414	521	347	416	304	396
2019													
15-24	7,126	996	493	540	519	612	937	650	823	673	425	245	213
25-34	14,843	2,087	1,071	1,023	1,200	1,378	1,923	1,468	1,704	1,364	788	484	353
35-44	12,899	1,809	931	945	1,072	1,166	1,628	1,258	1,518	1,178	652	455	287
45-54	8,057	1,117	660	650	655	726	1,002	772	814	769	424	276	192
55-64	4,701	585	437	348	431	394	546	440	547	466	221	170	116
ANDA 040422													
2013													
15-24	141,315	15,489	11,517	10,592	10,623	9,135	8,594	13,192	15,557	13,531	12,832	10,346	9,907
25-34	176,780	17,236	13,340	12,854	13,709	13,135	12,133	19,482	16,881	15,671	16,323	12,886	13,130
35-44	100,945	9,327	7,628	7,343	8,218	7,450	7,354	10,927	9,365	8,917	9,455	7,407	7,554
45-54	60,785	5,199	4,849	4,539	4,876	4,396	4,444	6,632	6,044	5,430	5,601	4,420	4,355
55-64	28,149	2,244	2,332	1,861	2,359	2,095	2,049	2,856	2,831	2,645	2,529	2,178	2,170
2014													
15-24	127,626	13,354	12,276	11,928	10,458	8,769	8,814	9,544	10,834	10,964	10,869	8,745	11,071
25-34	182,040	16,475	17,564	15,900	13,665	13,865	13,484	14,518	14,541	15,962	15,086	13,776	17,204
35-44	107,810	8,823	9,687	10,339	8,711	8,111	8,011	8,822	8,551	9,287	9,177	8,057	10,234
45-54	64,279	5,168	6,546	5,603	5,193	5,022	5,064	5,096	5,093	5,255	5,285	4,750	6,204
55-64	28,453	2,474	2,651	2,852	2,107	2,174	2,300	2,188	2,099	2,376	2,353	2,082	2,797
2015													
15-24	121,915	13,136	10,676	10,407	9,611	8,218	8,259	9,849	11,831	11,540	10,739	8,925	8,724
25-34	190,873	16,936	15,864	16,044	15,293	13,786	15,256	17,896	16,931	17,645	16,374	14,674	14,174
35-44	116,788	10,398	9,498	10,067	9,935	8,599	9,157	10,031	10,113	10,419	9,985	8,925	9,661
45-54	67,652	6,394	5,619	5,408	5,081	5,015	5,166	6,179	5,944	6,105	5,665	5,573	5,503
55-64	32,266	2,718	2,432	2,635	2,557	2,602	2,547	2,903	3,137	3,057	2,798	2,452	2,428
2016													

Table 4c. Number Of Mixed Amphetamine Salt (MAS) Dispensings Over Time, by Month-Year and Age Group

Product Group	Dispensing	January	February	March	April	May	June	July	August	September	October	November	December
15-24	102,882	10,940	9,574	9,859	8,136	6,995	6,943	7,503	10,733	9,272	8,326	7,733	6,868
25-34	193,000	16,253	15,345	16,743	16,427	15,318	14,632	16,532	19,254	16,794	15,635	15,627	14,440
35-44	126,810	9,520	9,673	11,309	11,214	10,113	9,932	10,899	12,500	11,650	10,239	10,024	9,737
45-54	70,253	4,911	5,426	6,478	6,522	5,205	5,165	6,682	7,038	6,591	5,514	5,676	5,045
55-64	34,461	2,722	2,886	3,181	3,325	2,769	2,663	2,797	3,242	2,919	2,790	2,684	2,483
2017													
15-24	90,276	8,242	7,179	7,342	6,561	6,351	5,978	6,338	8,711	9,139	9,696	8,071	6,668
25-34	187,022	15,102	15,286	15,260	13,586	13,901	14,072	14,751	16,867	17,880	19,134	16,544	14,639
35-44	131,442	9,506	9,767	10,375	9,108	9,852	9,886	10,858	12,098	13,893	13,226	12,032	10,841
45-54	71,328	5,245	5,198	5,547	4,948	5,200	5,060	5,606	6,497	7,601	7,720	6,570	6,136
55-64	34,197	2,298	2,698	2,654	2,251	2,463	2,338	3,110	3,067	3,581	3,846	3,010	2,881
2018													
15-24	100,033	10,628	8,760	8,891	7,781	7,964	7,430	8,501	10,396	8,487	7,757	7,026	6,412
25-34	208,029	20,472	18,635	18,115	17,588	18,160	17,090	18,247	19,251	17,204	15,706	14,034	13,527
35-44	155,563	14,828	14,396	14,100	11,875	13,473	12,847	13,078	14,702	13,572	12,153	10,751	9,788
45-54	87,960	8,605	7,762	7,826	7,180	7,212	7,364	7,801	8,076	7,398	6,798	6,181	5,757
55-64	45,656	4,410	4,191	4,107	3,846	3,904	3,752	3,657	4,219	3,773	3,806	3,193	2,798
2019													
15-24	75,682	8,337	6,412	6,681	6,674	6,473	5,974	6,837	7,011	6,793	6,486	4,417	3,587
25-34	164,272	17,176	14,075	15,532	15,626	15,996	14,691	15,308	13,104	13,435	13,832	8,482	7,015
35-44	130,153	12,697	10,865	12,853	12,778	12,576	11,278	12,074	10,087	11,026	11,286	6,877	5,756
45-54	71,679	6,811	6,219	6,831	6,897	6,843	6,269	6,668	5,646	5,974	6,386	3,994	3,141
55-64	37,827	3,447	2,981	3,822	3,747	3,671	3,158	3,304	2,871	3,270	3,468	2,296	1,792
ANDA 040439													
2013													
15-24	15,186	1,465	1,127	1,103	955	947	1,470	1,338	1,774	1,608	1,240	1,103	1,056
25-34	19,319	1,798	1,455	1,309	1,147	1,275	2,308	1,798	2,168	1,800	1,577	1,319	1,365
35-44	11,769	1,079	869	808	774	768	1,260	1,109	1,358	1,133	956	813	842
45-54	7,862	712	518	446	557	578	840	736	869	644	656	626	680
55-64	4,108	322	258	279	384	265	537	368	389	375	292	315	324
2014													
15-24	12,994	1,361	1,061	1,106	1,021	985	907	808	1,095	1,326	1,149	1,212	963
25-34	17,210	1,911	1,551	1,277	1,510	1,380	1,312	1,247	1,234	1,688	1,605	1,318	1,177
35-44	11,125	1,167	1,027	829	741	880	850	898	902	1,020	1,054	837	920
45-54	7,419	788	558	570	563	553	625	578	501	803	743	551	586
55-64	4,073	361	291	280	310	362	271	300	313	448	419	330	388
2015													
15-24	8,437	1,155	717	617	679	584	631	649	708	768	708	665	556
25-34	12,178	1,405	994	959	1,048	771	967	992	977	1,245	1,142	756	922
35-44	9,414	1,061	778	689	854	631	807	762	905	811	805	636	675
45-54	6,129	628	542	536	444	486	480	527	552	464	530	437	503
55-64	3,552	265	225	333	360	304	330	317	258	293	302	314	251
2016													
15-24	7,421	603	737	942	584	554	533	468	710	651	620	505	514
25-34	11,755	917	1,075	1,419	862	898	799	793	715	1,249	1,276	974	778
35-44	10,132	667	736	1,211	877	685	776	750	635	1,096	1,179	835	685
45-54	6,686	432	512	864	476	440	416	420	455	748	769	649	505
55-64	3,792	279	235	382	378	290	322	212	359	364	443	302	226
2017													
15-24	10,620	716	404	476	510	418	414	450	896	1,805	1,400	1,582	1,549
25-34	16,285	1,046	792	673	659	643	806	898	1,121	2,818	2,081	2,066	2,682
35-44	12,470	839	832	657	653	701	702	723	804	1,719	1,468	1,412	1,960
45-54	7,708	509	397	390	321	342	498	520	534	1,132	959	957	1,149

Table 4c. Number Of Mixed Amphetamine Salt (MAS) Dispensings Over Time, by Month-Year and Age Group

Product Group	Dispensing	January	February	March	April	May	June	July	August	September	October	November	December
55-64	4,270	349	200	295	286	161	199	303	281	599	491	502	604
2018													
15-24	17,363	1,522	1,128	1,232	523	262	676	2,064	1,868	1,883	2,354	2,128	1,723
25-34	30,427	2,319	1,693	1,987	850	311	1,299	4,626	2,944	3,380	4,178	3,611	3,229
35-44	21,834	1,433	1,220	1,527	681	285	849	2,971	2,343	2,433	3,149	2,661	2,282
45-54	13,333	981	721	1,022	485	204	517	1,815	1,370	1,388	1,947	1,544	1,339
55-64	7,102	448	409	529	245	122	270	1,009	820	830	953	804	663
2019													
15-24	17,991	1,881	1,464	1,490	1,251	1,420	1,362	1,630	1,952	1,623	1,534	1,217	1,167
25-34	31,830	2,840	2,567	2,528	2,161	2,771	2,904	3,159	3,186	2,852	2,667	2,217	1,978
35-44	23,518	2,004	1,888	1,903	1,594	2,074	2,126	2,447	2,453	2,184	1,983	1,471	1,391
45-54	14,012	1,163	1,198	1,135	942	1,171	1,255	1,374	1,472	1,282	1,243	961	816
55-64	7,786	669	664	615	504	656	689	784	766	715	738	526	460
ANDA 040480													
2013													
15-24	0	0	0	0	0	0	0	0	0	0	0	0	0
25-34	0	0	0	0	0	0	0	0	0	0	0	0	0
35-44	0	0	0	0	0	0	0	0	0	0	0	0	0
45-54	0	0	0	0	0	0	0	0	0	0	0	0	0
55-64	0	0	0	0	0	0	0	0	0	0	0	0	0
2014													
15-24	176	0	0	10	6	4	1	2	15	22	22	53	41
25-34	234	0	0	3	9	17	14	14	14	33	20	49	61
35-44	111	0	0	3	2	4	4	13	9	3	7	26	40
45-54	128	0	0	0	1	7	8	3	18	20	18	23	30
55-64	50	0	0	0	2	0	1	3	1	3	6	25	9
2015													
15-24	167	42	19	14	7	24	43	8	8	2	0	0	0
25-34	214	37	17	18	10	35	84	8	1	1	2	0	1
35-44	148	21	11	9	14	19	52	11	2	3	2	0	4
45-54	110	17	6	10	5	20	32	7	8	2	1	1	1
55-64	52	19	4	6	2	4	10	4	1	0	0	0	2
2016													
15-24	1,150	1	29	69	36	35	40	55	160	170	198	183	174
25-34	1,506	7	18	46	73	37	57	72	230	217	226	289	234
35-44	1,216	7	32	58	42	24	51	44	188	190	189	191	200
45-54	982	3	9	58	39	17	32	46	119	120	137	215	187
55-64	447	1	5	19	13	16	21	10	39	68	84	87	84
2017													
15-24	2,650	228	197	188	220	213	98	119	291	260	273	297	266
25-34	3,643	299	262	272	267	217	148	142	333	441	410	463	389
35-44	3,027	210	185	230	206	212	114	143	348	336	386	332	325
45-54	2,086	144	109	120	174	165	95	108	249	217	230	248	227
55-64	1,158	69	52	76	101	78	47	47	133	126	160	145	124
2018													
15-24	3,769	355	540	318	159	111	92	91	85	49	560	773	636
25-34	5,804	497	779	338	187	116	113	82	62	52	1,177	1,367	1,034
35-44	4,968	431	607	287	153	91	108	72	49	43	961	1,243	923
45-54	3,320	300	387	170	106	74	86	73	44	35	751	746	548
55-64	2,117	170	221	106	51	54	72	23	35	18	368	571	428
2019													
15-24	3,267	710	624	522	201	111	82	123	136	114	124	144	376
25-34	4,830	1,190	1,096	739	236	147	135	178	102	66	94	195	652

Table 4c. Number Of Mixed Amphetamine Salt (MAS) Dispensings Over Time, by Month-Year and Age Group

Product Group	Dispensing	January	February	March	April	May	June	July	August	September	October	November	December
35-44	4,171	1,029	890	622	187	136	108	109	73	86	61	190	680
45-54	2,645	670	522	397	153	76	65	58	50	56	39	121	438
55-64	1,618	387	367	218	83	41	26	45	37	37	18	72	287
Any MAS IR													
2013													
15-24	191,299	18,986	14,360	14,536	14,207	12,625	11,854	16,324	21,272	18,136	18,065	15,605	15,329
25-34	239,688	21,747	18,040	17,274	18,300	17,325	17,248	22,221	24,131	21,933	22,415	19,160	19,894
35-44	139,936	12,048	10,389	9,989	11,362	10,033	10,662	12,460	13,362	13,380	13,035	11,577	11,639
45-54	89,001	6,995	6,220	6,220	7,287	6,766	6,713	8,403	8,908	7,817	8,690	7,457	7,525
55-64	42,158	2,968	3,319	2,941	3,746	3,221	3,475	3,554	3,791	3,859	3,909	3,443	3,932
2014													
15-24	218,993	21,005	18,274	17,886	16,112	14,348	14,895	18,063	21,672	20,587	20,142	17,788	18,221
25-34	296,996	25,960	24,852	24,310	22,407	21,963	22,326	26,833	25,524	26,929	26,072	23,930	25,890
35-44	186,559	14,636	14,791	15,269	13,921	14,656	14,389	16,017	17,499	16,236	16,998	15,725	16,422
45-54	114,038	9,532	8,988	8,518	9,076	8,906	8,471	9,981	10,405	10,566	9,928	9,423	10,244
55-64	53,147	4,491	4,028	4,366	3,802	3,897	4,226	4,480	4,460	4,989	5,174	4,487	4,747
2015													
15-24	232,282	23,422	19,154	19,006	17,891	15,513	16,679	18,832	22,480	21,821	20,823	18,688	17,973
25-34	340,117	29,290	26,966	27,993	27,184	25,266	27,427	30,222	30,076	30,656	30,476	27,199	27,362
35-44	219,858	17,986	16,997	17,791	18,140	16,710	17,309	19,133	19,265	19,863	18,797	17,686	20,181
45-54	132,818	11,422	10,464	10,145	9,770	10,156	10,623	11,764	11,909	12,221	11,265	11,040	12,039
55-64	66,352	5,036	5,057	5,864	5,142	5,340	5,422	5,645	6,018	5,780	6,170	5,246	5,632
2016													
15-24	240,401	22,225	19,372	20,593	18,136	16,405	17,589	18,810	26,393	22,663	21,350	19,512	17,353
25-34	387,430	32,523	30,240	31,171	30,915	29,589	31,339	33,624	37,876	34,434	32,414	32,376	30,929
35-44	259,308	19,832	19,363	21,611	21,247	19,871	21,667	23,030	24,802	23,657	22,766	20,960	20,502
45-54	157,869	11,916	11,410	13,629	13,179	11,729	13,133	13,766	14,799	15,164	13,509	13,022	12,613
55-64	78,986	5,658	6,271	6,480	6,901	6,082	6,545	7,066	7,331	6,994	6,903	6,529	6,226
2017													
15-24	214,131	21,915	17,646	18,520	16,664	15,919	15,410	16,594	21,472	19,368	18,754	17,092	14,777
25-34	365,745	33,415	29,050	31,620	28,443	28,711	30,231	31,097	33,100	31,635	31,470	30,195	26,778
35-44	258,634	21,977	20,178	22,939	20,212	20,647	20,939	21,564	23,489	23,213	22,117	21,359	20,000
45-54	150,598	12,910	12,438	12,832	11,341	12,125	12,252	12,651	13,546	13,640	13,008	12,472	11,383
55-64	75,650	6,174	5,936	6,434	5,775	6,039	5,617	6,645	6,716	6,917	7,106	6,262	6,029
2018													
15-24	193,600	20,215	16,186	16,611	15,337	13,987	13,712	15,777	20,153	16,642	16,881	15,102	12,997
25-34	350,155	32,771	28,357	29,509	28,802	28,393	27,325	31,049	33,564	28,862	30,272	26,834	24,417
35-44	258,229	22,966	21,040	21,967	20,233	20,441	21,151	22,008	24,812	22,002	22,828	20,407	18,374
45-54	150,740	13,767	12,498	12,701	12,503	11,829	11,822	13,249	14,142	12,531	12,910	12,120	10,668
55-64	77,922	6,905	6,492	6,514	6,037	6,320	6,428	6,782	7,456	6,362	6,817	6,316	5,493
2019													
15-24	159,969	18,940	15,066	14,419	13,829	12,313	11,292	13,623	15,614	14,078	12,981	10,056	7,758
25-34	301,375	33,530	29,008	28,329	27,606	26,302	24,567	28,166	26,037	24,409	23,156	17,243	13,022
35-44	232,484	24,986	22,325	21,962	21,852	20,257	18,755	21,063	20,368	19,275	18,059	13,303	10,279
45-54	133,480	14,110	13,003	12,560	12,178	11,491	10,723	12,237	11,718	10,998	10,327	8,084	6,051
55-64	71,307	7,202	6,823	6,875	6,574	6,524	5,558	6,381	6,123	5,859	5,590	4,368	3,430
All MAS IR ANDAs except 202424 040440 040422 040439 or 040480													
2013													
15-24	29,761	1,244	1,502	2,352	1,905	1,682	1,628	1,876	3,086	4,098	3,866	3,151	3,371
25-34	39,558	1,597	2,171	3,066	2,364	2,416	2,498	3,046	3,550	5,246	4,923	4,102	4,579
35-44	25,956	907	1,492	1,737	1,783	1,488	1,777	1,984	2,478	3,392	3,257	2,839	2,822
45-54	18,314	746	919	1,535	1,171	1,092	1,101	1,427	1,454	2,261	2,444	1,995	2,169
55-64	9,391	364	443	720	769	540	563	567	881	1,200	1,311	970	1,063

Table 4c. Number Of Mixed Amphetamine Salt (MAS) Dispensings Over Time, by Month-Year and Age Group

Product Group	Dispensing	January	February	March	April	May	June	July	August	September	October	November	December
2014													
15-24	55,532	4,715	3,886	3,664	3,455	3,355	3,704	5,193	6,337	5,599	5,419	4,839	5,366
25-34	75,612	5,723	5,107	4,977	4,796	4,978	6,034	8,214	7,092	7,927	7,608	6,135	7,021
35-44	50,986	3,521	3,636	3,259	3,284	3,698	3,962	5,407	5,277	4,669	5,016	4,411	4,846
45-54	34,097	2,366	2,194	2,123	2,184	2,265	2,567	3,900	3,203	3,709	3,187	3,114	3,285
55-64	17,368	1,156	1,140	1,168	1,121	1,283	1,298	2,047	1,781	1,530	1,655	1,609	1,580
2015													
15-24	68,717	6,485	5,412	5,718	5,247	4,582	4,822	5,683	6,756	6,277	6,075	5,854	5,806
25-34	94,296	7,999	7,464	7,878	7,561	6,884	7,150	8,051	8,318	7,794	8,168	8,248	8,781
35-44	65,022	5,360	5,213	5,448	5,212	4,677	4,970	5,757	5,844	5,701	5,462	5,624	5,754
45-54	43,392	3,403	3,755	3,422	3,225	3,184	3,229	3,623	3,593	3,922	3,608	3,975	4,453
55-64	22,377	1,650	1,970	1,866	1,681	1,720	1,674	1,887	1,948	1,920	1,930	1,931	2,200
2016													
15-24	93,762	6,713	5,962	5,863	11,436	8,123	7,284	7,515	10,342	8,986	7,991	7,268	6,279
25-34	138,372	9,051	8,689	8,954	20,446	13,636	11,779	11,445	13,304	11,426	10,196	9,891	9,555
35-44	93,394	6,147	6,288	6,329	13,107	9,313	8,016	8,079	8,633	7,709	7,074	6,477	6,222
45-54	60,789	3,849	4,043	4,085	8,471	5,755	5,259	5,229	5,507	5,148	4,663	4,428	4,352
55-64	31,478	1,940	2,271	2,202	4,413	2,868	2,643	2,961	2,799	2,665	2,383	2,362	1,971
2017													
15-24	36,574	7,798	5,288	4,937	4,079	3,060	2,882	2,204	1,746	1,035	1,059	925	1,561
25-34	51,060	9,531	7,082	6,788	5,743	4,626	4,771	3,588	2,347	1,324	1,569	1,146	2,545
35-44	35,094	6,315	5,000	4,726	3,965	3,190	3,340	2,460	1,604	930	1,050	726	1,788
45-54	22,563	4,115	3,377	3,142	2,480	2,040	2,042	1,688	1,019	618	635	506	901
55-64	11,275	1,978	1,618	1,596	1,289	1,086	1,045	795	496	297	328	252	495
2018													
15-24	15,619	2,257	2,801	2,431	2,054	1,006	609	438	1,490	814	598	435	686
25-34	25,867	3,595	5,005	4,648	3,152	1,763	963	804	2,242	1,032	729	621	1,313
35-44	18,506	2,445	3,429	3,621	2,170	1,383	770	508	1,469	727	466	508	1,010
45-54	11,090	1,516	2,159	2,030	1,406	838	432	282	851	429	292	254	601
55-64	5,796	753	1,249	992	670	422	248	155	414	241	161	156	335
2019													
15-24	25,697	2,039	2,554	1,882	1,604	1,360	1,301	1,934	2,526	2,965	3,300	2,539	1,693
25-34	49,350	4,284	5,483	3,443	2,488	2,399	2,752	4,279	4,901	6,016	6,216	4,361	2,728
35-44	40,682	3,783	4,580	2,672	2,046	1,858	2,186	3,644	4,160	4,970	4,919	3,603	2,261
45-54	24,185	2,250	2,761	1,741	1,166	1,100	1,234	2,085	2,380	2,833	3,002	2,204	1,429
55-64	13,787	1,314	1,610	1,057	716	596	739	1,131	1,420	1,569	1,657	1,152	826

Table 5. Descriptive Statistics of Days Supplied per Dispensing¹

Product Group	Dispensings (n)	Standard											Max	
		Mean	Deviation	Min	1%	5%	10%	25%	50%	75%	90%	95%		99%
ANDA 202424	1,128,181	30.54	9.80	1	6	23	30	30	30	30	30	30	90	360
ANDA 040440	151,437	30.19	8.81	1	6	23	30	30	30	30	30	30	90	180
ANDA 040422	3,666,201	29.90	7.79	1	6	22	30	30	30	30	30	30	60	365
ANDA 040439	427,110	29.91	8.56	1	5	20	30	30	30	30	30	30	90	301
ANDA 040480	55,764	29.25	8.29	1	4	15	28	30	30	30	30	30	60	140
Any MAS IR	6,681,255	29.78	9.33	1	3	15	29	30	30	30	30	30	90	407
All MAS IR ANDAs except 202424 040440 040422 040439 or 040480	1,455,319	30.83	10.57	1	7	23	30	30	30	30	30	30	90	719

¹Due to the occurrence of same-day dispensings of different ANDAs, totals may sum to greater than 100%.

Table 6. Descriptive Statistics of Cumulative Exposure Duration¹, in Days

Product Group	Patients (n)	Mean	Standard											
			Deviation	Min	1%	5%	10%	25%	50%	75%	90%	95%	99%	Max
ANDA 202424	261,589	134.02	163.10	1	7	28	30	30	70	163	317	456	812	1988
ANDA 040440	69,115	66.91	85.23	1	7	27	30	30	30	63	130	210	438	1719
ANDA 040422	577,302	193.85	250.24	1	7	28	30	30	95	241	480	691	1,243	2543
ANDA 040439	145,294	89.16	120.99	1	6	23	30	30	52	92	192	300	608	2293
ANDA 040480	25,513	64.71	64.72	1	3	15	28	30	30	90	142	182	330	845
Any MAS IR	763,599	259.84	320.73	1	7	30	30	60	140	333	654	928	1,566	2553
All MAS IR ANDAs except 202424, 040440, 040422, 040439 or 040480	305,375	148.82	180.83	1	7	29	30	30	90	183	363	514	886	2548

¹Cumulative exposure is calculated across all episodes per distinct patient

Table 7. Descriptive Statistics of Treatment Exposure Duration, in Days, by Censoring Reason

Product Group	Episodes (n)	Mean	Standard											
			Deviation	Min	1%	5%	10%	25%	50%	75%	90%	95%	99%	Max
ANDA 202424														
Censoring reason 1: product discontinuation	606,753	55.51	65.92	1	7	25	30	30	30	60	100	160	331	1,938
Censoring reason 2: end of available data	218	82.55	133.67	1	2	8	12	19	35.5	104	208	289	512	1,499
Censoring reason 3: end of enrollment	40,498	69.19	108.56	1	1	3	6	15	29	78	170	263	541	1,938
Censoring reason 4: end of query period	16,148	100.02	158.69	1	1	5	9	21	48	116	250	349	868	1,988
Censoring reason 5: death	39	102.46	160.68	1	1	2	5	10	45	114	349	586	717	717
ANDA 040440														
Censoring reason 1: product discontinuation	103,178	43.47	43.27	1	7	26	30	30	30	30	67	97	221	1,445
Censoring reason 2: end of available data	28	36.82	32.22	4	4	5	5	12	29	56	80	98	142	142
Censoring reason 3: end of enrollment	5,103	44.66	72.52	1	1	2	4	12	23	47	102	162	358	1,171
Censoring reason 4: end of query period	2,060	77.71	119.47	1	1	4	8	18	29	85	206	305	596	1,437
Censoring reason 5: death	8	35.63	24.59	8	8	8	8	14	32.5	60	66	66	66	66
ANDA 040422														
Censoring reason 1: product discontinuation	1,668,600	63.08	91.44	1	7	24	30	30	30	62	123	195	464	2,543
Censoring reason 2: end of available data	1,559	157.55	257.18	1	1	5	12	23	69	170	387	667	1,437	2,456
Censoring reason 3: end of enrollment	130,354	100.99	165.85	1	1	3	6	17	40	112	264	406	837	2,543
Censoring reason 4: end of query period	51,534	150.17	255.84	1	1	5	10	21	55	153	393	672	1,294	2,543
Censoring reason 5: death	193	158.93	238.25	1	1	5	10	22	73	189	439	631	1,366	1,695
ANDA 040439														
Censoring reason 1: product discontinuation	261,275	48.06	56.52	1	7	24	30	30	30	49	90	123	277	2,293
Censoring reason 2: end of available data	60	135.92	466.39	1	1	2	5	13	20.5	38	111	1,073	2,293	2,293
Censoring reason 3: end of enrollment	15,246	53.73	95.32	1	1	2	5	12	25	56	123	196	455	2,293
Censoring reason 4: end of query period	9,118	51.66	99.12	1	1	2	6	15	26	56	107	169	462	2,293
Censoring reason 5: death	33	67.73	102.52	2	2	4	6	13	23	73	187	403	410	410
ANDA 040480														
Censoring reason 1: product discontinuation	35,262	45.42	37.89	1	6	20	30	30	30	60	90	120	199	810
Censoring reason 2: end of available data	83	23.93	31.50	1	1	1	2	9	19	28	40	42	257	257
Censoring reason 3: end of enrollment	2,440	34.34	42.67	1	1	2	5	12	22	43	76	98	219	673
Censoring reason 4: end of query period	2,665	23.15	41.14	1	1	2	5	11	19	26	32	40	184	678
Censoring reason 5: death	1	26.00		26	26	26	26	26	26	26	26	26	26	26
Any MAS IR														
Censoring reason 1: product discontinuation	2,807,680	66.14	101.36	1	5	20	30	30	30	63	128	215	520	2,543
Censoring reason 2: end of available data	2,212	149.58	243.34	1	1	6	12	23	63	162	345	617	1,264	2,326
Censoring reason 3: end of enrollment	224,692	109.43	177.64	1	1	3	7	17	44	122	289	444	891	2,543
Censoring reason 4: end of query period	93,632	156.69	265.30	1	1	5	11	22	57	167	404	667	1,375	2,543
Censoring reason 5: death	342	169.08	239.97	1	1	6	11	24	72	216	444	631	1,153	1,634

Table 7. Descriptive Statistics of Treatment Exposure Duration, in Days, by Censoring Reason

Product Group	Episodes (n)	Mean	Standard											
			Deviation	Min	1%	5%	10%	25%	50%	75%	90%	95%	99%	Max
All MAS IR ANDAs except 202424 040440 040422 040439 or 040480														
Censoring reason 1: product discontinuation	735,241	60.36	80.58	1	8	26	30	30	30	61	120	183	415	2,317
Censoring reason 2: end of available data	386	64.57	62.84	1	2	6	12	23	45	85	134	209	330	348
Censoring reason 3: end of enrollment	48,864	76.59	121.58	1	1	3	6	15	30	87	191	296	605	2,155
Censoring reason 4: end of query period	19,015	65.73	88.83	1	1	5	10	21	42	86	138	194	335	2,548
Censoring reason 5: death	86	113.10	160.99	2	2	9	13	21	52	148	272	453	1,025	1,025

Table 8. Descriptive Statistics of Time to First Switch¹ or Censoring, in Days: Episode level, by Switch Pattern

Switch Pattern	Episodes (n)	Mean	Standard Deviation	Min	1%	5%	10%	25%	50%	75%	90%	95%	99%	Max
ANDA 202424 to Any Higher Strength MAS														
First Switch	4,381	58.49	87.27	0	1	1	1	4	31	68	152	221	424	1,001
Censoring reason 1: product discontinuation	172,138	52.41	90.35	0	0	0	0	2	30	63	143	215	426	1,878
Censoring reason 2: end of available data	73	102.59	106.56	1	1	2	11	25	79	144	234	337	484	484
Censoring reason 3: end of enrollment	11,337	104.82	139.35	0	0	2	7	22	57	135	245	359	688	1,878
Censoring reason 4: end of query period	6,090	132.86	190.40	0	1	3	8	25	72	164	298	487	935	1,928
Censoring reason 5: death	14	118.07	149.55	2	2	2	5	19	61.5	182	289	526	526	526
ANDA 040440 to Any Higher Strength MAS														
First Switch	392	52.27	90.91	0	0	1	1	4	27	59	126	245	456	870
Censoring reason 1: product discontinuation	20,211	35.95	68.85	0	0	0	0	0	6	35	95	153	316	1,385
Censoring reason 2: end of available data	5	29.40	32.77	0	0	0	0	7	20	38	82	82	82	82
Censoring reason 3: end of enrollment	881	83.72	107.65	0	0	2	6	19	45	103	210	290	521	948
Censoring reason 4: end of query period	619	128.02	152.56	0	1	3	9	26	81	180	329	395	809	1,377
Censoring reason 5: death	2	3.50	3.54	1	1	1	1	1	3.5	6	6	6	6	6
ANDA 040422 to Any Higher Strength MAS														
First Switch	16,505	83.25	129.62	0	1	1	1	5	35	102	216	320	636	2,137
Censoring reason 1: product discontinuation	491,199	69.18	127.08	0	0	0	0	2	30	74	185	294	628	2,483
Censoring reason 2: end of available data	705	196.05	286.31	0	1	5	12	30	88	225	539	793	1,391	2,396
Censoring reason 3: end of enrollment	44,726	149.28	200.50	0	0	4	10	28	78	190	373	546	979	2,483
Censoring reason 4: end of query period	21,286	210.91	299.20	0	1	5	12	30	94	254	584	838	1,423	2,483
Censoring reason 5: death	88	186.31	242.50	2	2	6	13	33	98.5	237	462	749	1,306	1,306
ANDA 040439 to Any Higher Strength MAS														
First Switch	1,278	51.18	77.46	0	0	1	1	4	31	63	137	189	361	767
Censoring reason 1: product discontinuation	59,488	45.15	89.64	0	0	0	0	0	10	45	121	188	428	2,233
Censoring reason 2: end of available data	9	727.89	1,019.35	2	2	2	2	12	123	1,887	2,233	2,233	2,233	2,233
Censoring reason 3: end of enrollment	3,271	96.18	145.77	0	0	2	5	18	48	114	241	353	670	2,233
Censoring reason 4: end of query period	1,859	86.71	166.53	0	0	2	4	15	37	89	201	355	738	2,233
Censoring reason 5: death	10	119.20	130.22	2	2	2	8	29	67	159	347	350	350	350
ANDA 040480 to Any Higher Strength MAS														
First Switch	167	32.54	42.17	0	1	1	1	4	21	35	90	124	223	223
Censoring reason 1: product discontinuation	8,572	31.43	49.52	0	0	0	0	0	7	36	90	121	229	750
Censoring reason 2: end of available data	3	95.00	89.60	29	29	29	29	29	59	197	197	197	197	197
Censoring reason 3: end of enrollment	359	43.31	64.04	0	0	1	3	10	23	54	95	175	321	613
Censoring reason 4: end of query period	67	131.76	149.31	1	1	4	5	26	77	205	337	364	618	618
Censoring reason 5: death	0													

Table 8. Descriptive Statistics of Time to First Switch¹ or Censoring, in Days: Episode level, by Switch Pattern

Switch Pattern	Episodes (n)	Mean	Standard Deviation	Min	1%	5%	10%	25%	50%	75%	90%	95%	99%	Max
Any MAS to No Switch Assessment														
First Switch	0													
Censoring reason 1: product discontinuation	754,941	83.54	151.19	0	0	0	0	4	31	95	223	352	756	2,483
Censoring reason 2: end of available data	935	201.79	294.40	0	1	5	15	36	93	226	519	813	1,520	2,266
Censoring reason 3: end of enrollment	77,185	171.57	225.31	0	0	5	12	32	89	221	431	624	1,094	2,483
Censoring reason 4: end of query period	35,681	239.62	334.79	0	1	5	13	38	113	284	628	956	1,675	2,483
Censoring reason 5: death	159	235.50	286.68	0	0	4	13	36	144	320	612	902	1,238	1,574
All MAS IR ANDAs except 202424 040440 040422 040439 or 040480 to No Switch Assessment														
First Switch	0													
Censoring reason 1: product discontinuation	212,981	66.15	117.89	0	0	0	0	2	30	71	180	276	570	2,257
Censoring reason 2: end of available data	135	62.27	67.50	0	1	2	8	19	33	79	173	219	288	288
Censoring reason 3: end of enrollment	14,897	123.46	164.01	0	0	4	9	26	68	155	298	430	812	2,095
Censoring reason 4: end of query period	6,552	69.89	103.97	0	1	3	8	20	39	82	184	257	290	2,488
Censoring reason 5: death	38	129.39	143.08	0	0	0	2	20	93	158	393	442	608	608

¹Time to first switch or censoring after use of the same ANDA product for 60 days

Table 9. Descriptive Statistics of Switch Pattern Episode Duration¹, by Switch Pattern, in Days

Switch Pattern	Switch Pattern		Standard											
	Episodes (n)	Mean	Deviation	Min	1%	5%	10%	25%	50%	75%	90%	95%	99%	Max
ANDA 202424 to Any Higher Strength MAS	181,693	118.67	103.67	60	60	60	60	62	90	126	216	300	570	1989
ANDA 040440 to Any Higher Strength MAS	21,143	101.73	84.25	60	60	60	60	60	67	98	176	241	450	1844
ANDA 040422 to Any Higher Strength MAS	525,771	139.91	148.99	60	60	60	60	63	91	151	274	394	805	2543
ANDA 040439 to Any Higher Strength MAS	62,363	109.19	97.98	60	60	60	60	61	84	120	186	270	521	2293
ANDA 040480 to Any Higher Strength MAS	8,792	95.18	60.80	60	60	60	60	60	67	98	153	188	360	1254
Any MAS to No Switch Assessment	785,341	149.84	165.77	60	60	60	60	64	92	159	300	439	889	2543
All MAS IR ANDAs except 202424 040440 040422 040439 or 040480 to No Switch Assessment	218,583	126.26	117.58	60	60	60	60	62	90	131	240	335	630	2548

¹Switch Pattern Duration is calculated from the index dispensing date to episode end date of last switch product in a switch pattern. If no switch is observed, switch pattern duration is calculated from index dispensing until earliest censoring date due to product discontinuation, end of data/query, disenrollment or death

Table 10a. Frequency Distribution of Time to First Switch¹, by Switch Pattern, in Days

Switch	ANDA 202424 to Any Higher Strength MAS	ANDA 040440 to Any Higher Strength MAS	ANDA 040422 to Any Higher Strength MAS	ANDA 040439 to Any Higher Strength MAS	ANDA 040480 to Any Higher Strength MAS					
Number of Patients	4,316	389	16,061	1,261	167					
Days from Index	Episodes (N)	Episodes (%)	Episodes (N)	Episodes (%)	Episodes (N)	Episodes (%)	Episodes (N)	Episodes (%)	Episodes (N)	Episodes (%)
Overall	4,381	100.0%	392	100.0%	16,505	100.0%	1,278	100.0%	167	100.0%
0-30	1,890	43.1%	212	54.1%	6,084	36.9%	617	48.3%	94	56.3%
0-60	2,926	66.8%	296	75.5%	9,643	58.4%	916	71.7%	138	82.6%
0-90	3,413	77.9%	325	82.9%	11,484	69.6%	1,043	81.6%	151	90.4%
0-120	3,702	84.5%	342	87.2%	12,645	76.6%	1,109	86.8%	158	94.6%
0-150	3,899	89.0%	358	91.3%	13,584	82.3%	1,162	90.9%	162	97.0%
0-180	4,028	91.9%	368	93.9%	14,208	86.1%	1,202	94.1%	164	98.2%
0-210	4,114	93.9%	371	94.6%	14,671	88.9%	1,223	95.7%	164	98.2%
0-240	4,190	95.6%	372	94.9%	15,050	91.2%	1,234	96.6%	167	100.0%
0-270	4,230	96.6%	373	95.2%	15,343	93.0%	1,245	97.4%	167	100.0%
0-300	4,260	97.2%	378	96.4%	15,542	94.2%	1,252	98.0%	167	100.0%
0-330	4,287	97.9%	383	97.7%	15,704	95.1%	1,262	98.7%	167	100.0%
0-365	4,312	98.4%	385	98.2%	15,874	96.2%	1,268	99.2%	167	100.0%
366+	69	1.6%	7	1.8%	631	3.8%	10	0.8%	0	0.0%

¹Time to first switch after use of the same ANDA product for 60 days

Table 10b. Frequency Distribution of Time to First Switch¹, in Days, by Year and Switch Pattern

Switch	ANDA 202424 to Any Higher Strength MAS		ANDA 040440 to Any Higher Strength MAS		ANDA 040422 to Any Higher Strength MAS		ANDA 040439 to Any Higher Strength MAS		ANDA 040480 to Any Higher Strength MAS	
Number of Patients	4,316		389		16,061		1,261		167	
Days from Index	Episodes (N) Episodes (%)		Episodes (N) Episodes (%)		Episodes (N) Episodes (%)		Episodes (N) Episodes (%)		Episodes (N) Episodes (%)	
Overall	4,381	100.0%	392	100.0%	16,505	100.0%	1,278	100.0%	167	100.0%
2013	0	0.0%	0	0.0%	2,579	15.6%	203	15.9%	0	0.0%
2014	273	6.2%	65	16.6%	2,419	14.7%	177	13.8%	2	1.2%
2015	396	9.0%	37	9.4%	2,477	15.0%	135	10.6%	0	0.0%
2016	586	13.4%	32	8.2%	2,314	14.0%	132	10.3%	14	8.4%
2017	1,312	29.9%	50	12.8%	2,235	13.5%	175	13.7%	44	26.3%
2018	1,071	24.4%	108	27.6%	2,594	15.7%	225	17.6%	68	40.7%
2019	743	17.0%	100	25.5%	1,887	11.4%	231	18.1%	39	23.4%
0-30	1,890	0.0%	212	100.0%	6,084	0.0%	617	100.0%	94	100.0%
2013	0	0.0%	0	0.0%	966	15.9%	98	15.9%	0	0.0%
2014	120	6.3%	33	15.6%	901	14.8%	68	11.0%	2	2.1%
2015	151	8.0%	16	7.5%	857	14.1%	56	9.1%	0	0.0%
2016	222	11.7%	10	4.7%	852	14.0%	58	9.4%	9	9.6%
2017	529	28.0%	28	13.2%	764	12.6%	91	14.7%	22	23.4%
2018	491	26.0%	58	27.4%	850	14.0%	110	17.8%	33	35.1%
2019	377	19.9%	67	31.6%	894	14.7%	136	22.0%	28	29.8%
0-60	2,926	0.0%	296	100.0%	9,643	0.0%	916	100.0%	138	100.0%
2013	0	0.0%	0	0.0%	1,504	15.6%	149	16.3%	0	0.0%
2014	188	6.4%	51	17.2%	1,402	14.5%	106	11.6%	2	1.4%
2015	236	8.1%	20	6.8%	1,383	14.3%	84	9.2%	0	0.0%
2016	353	12.1%	19	6.4%	1,328	13.8%	84	9.2%	13	9.4%
2017	847	28.9%	39	13.2%	1,234	12.8%	119	13.0%	34	24.6%
2018	738	25.2%	83	28.0%	1,455	15.1%	178	19.4%	54	39.1%
2019	564	19.3%	84	28.4%	1,337	13.9%	196	21.4%	35	25.4%
0-90	3,413	0.0%	325	100.0%	11,484	0.0%	1,043	0.0%	151	100.0%
2013	0	0.0%	0	0.0%	1,811	15.8%	166	15.9%	0	0.0%
2014	215	6.3%	56	17.2%	1,666	14.5%	129	12.4%	2	1.3%
2015	281	8.2%	24	7.4%	1,668	14.5%	102	9.8%	0	0.0%
2016	409	12.0%	21	6.5%	1,563	13.6%	95	9.1%	14	9.3%
2017	984	28.8%	43	13.2%	1,462	12.7%	140	13.4%	36	23.8%
2018	870	25.5%	90	27.7%	1,747	15.2%	199	19.1%	62	41.1%
2019	654	19.2%	91	28.0%	1,567	13.6%	212	20.3%	37	24.5%
0-120	3,702	0.0%	342	100.0%	12,645	0.0%	1,109	0.0%	158	100.0%
2013	0	0.0%	0	0.0%	1,995	15.8%	178	16.1%	0	0.0%
2014	228	6.2%	56	16.4%	1,857	14.7%	145	13.1%	2	1.3%
2015	312	8.4%	26	7.6%	1,840	14.6%	105	9.5%	0	0.0%
2016	452	12.2%	21	6.1%	1,724	13.6%	99	8.9%	14	8.9%
2017	1,076	29.1%	44	12.9%	1,610	12.7%	154	13.9%	39	24.7%
2018	935	25.3%	96	28.1%	1,948	15.4%	209	18.8%	65	41.1%
2019	699	18.9%	99	28.9%	1,671	13.2%	219	19.7%	38	24.1%
0-150	3,899	0.0%	358	100.0%	13,584	0.0%	1,162	0.0%	162	100.0%
2013	0	0.0%	0	0.0%	2,135	15.7%	188	16.2%	0	0.0%
2014	243	6.2%	59	16.5%	1,980	14.6%	154	13.3%	2	1.2%
2015	328	8.4%	29	8.1%	1,993	14.7%	112	9.6%	0	0.0%
2016	483	12.4%	23	6.4%	1,859	13.7%	109	9.4%	14	8.6%
2017	1,153	29.6%	46	12.8%	1,737	12.8%	162	13.9%	40	24.7%
2018	973	25.0%	101	28.2%	2,120	15.6%	212	18.2%	68	42.0%

Table 10b. Frequency Distribution of Time to First Switch¹, in Days, by Year and Switch Pattern

Switch	ANDA 202424 to Any Higher Strength MAS		ANDA 040440 to Any Higher Strength MAS		ANDA 040422 to Any Higher Strength MAS		ANDA 040439 to Any Higher Strength MAS		ANDA 040480 to Any Higher Strength MAS	
Number of Patients	4,316		389		16,061		1,261		167	
Days from Index	Episodes (N) Episodes (%)		Episodes (N) (%)		Episodes (N) (%)		Episodes (N) (%)		Episodes (N) (%)	
2019	719	18.4%	100	27.9%	1,760	13.0%	225	19.4%	38	23.5%
0-180	4,028	0.0%	368	100.0%	14,208	0.0%	1,202	0.0%	164	100.0%
2013	0	0.0%	0	0.0%	2,236	15.7%	192	16.0%	0	0.0%
2014	251	6.2%	61	16.6%	2,071	14.6%	161	13.4%	2	1.2%
2015	342	8.5%	31	8.4%	2,097	14.8%	118	9.8%	0	0.0%
2016	505	12.5%	25	6.8%	1,934	13.6%	116	9.7%	14	8.5%
2017	1,200	29.8%	47	12.8%	1,828	12.9%	167	13.9%	42	25.6%
2018	1,006	25.0%	104	28.3%	2,228	15.7%	218	18.1%	68	41.5%
2019	724	18.0%	100	27.2%	1,814	12.8%	230	19.1%	38	23.2%
0-210	4,114	0.0%	371	100.0%	14,671	0.0%	1,223	0.0%	164	100.0%
2013	0	0.0%	0	0.0%	2,312	15.8%	195	15.9%	0	0.0%
2014	257	6.2%	61	16.4%	2,131	14.5%	167	13.7%	2	1.2%
2015	356	8.7%	33	8.9%	2,165	14.8%	122	10.0%	0	0.0%
2016	521	12.7%	25	6.7%	1,992	13.6%	118	9.6%	14	8.5%
2017	1,223	29.7%	47	12.7%	1,892	12.9%	169	13.8%	42	25.6%
2018	1,020	24.8%	105	28.3%	2,335	15.9%	222	18.2%	68	41.5%
2019	737	17.9%	100	27.0%	1,844	12.6%	230	18.8%	38	23.2%
0-240	4,190	0.0%	372	100.0%	15,050	0.0%	1,234	0.0%	167	100.0%
2013	0	0.0%	0	0.0%	2,375	15.8%	198	16.0%	0	0.0%
2014	259	6.2%	61	16.4%	2,184	14.5%	168	13.6%	2	1.2%
2015	366	8.7%	33	8.9%	2,218	14.7%	123	10.0%	0	0.0%
2016	535	12.8%	25	6.7%	2,046	13.6%	119	9.6%	14	8.4%
2017	1,257	30.0%	48	12.9%	1,953	13.0%	171	13.9%	44	26.3%
2018	1,031	24.6%	105	28.2%	2,406	16.0%	224	18.2%	68	40.7%
2019	742	17.7%	100	26.9%	1,868	12.4%	231	18.7%	39	23.4%
0-270	4,230	0.0%	373	100.0%	15,343	0.0%	1,245	0.0%	167	100.0%
2013	0	0.0%	0	0.0%	2,425	15.8%	201	16.1%	0	0.0%
2014	262	6.2%	62	16.6%	2,226	14.5%	169	13.6%	2	1.2%
2015	374	8.8%	33	8.8%	2,262	14.7%	126	10.1%	0	0.0%
2016	541	12.8%	25	6.7%	2,082	13.6%	123	9.9%	14	8.4%
2017	1,270	30.0%	48	12.9%	2,003	13.1%	171	13.7%	44	26.3%
2018	1,040	24.6%	105	28.2%	2,461	16.0%	224	18.0%	68	40.7%
2019	743	17.6%	100	26.8%	1,884	12.3%	231	18.6%	39	23.4%
0-300	4,260	0.0%	378	100.0%	15,542	0.0%	1,252	0.0%	167	100.0%
2013	0	0.0%	0	0.0%	2,453	15.8%	201	16.1%	0	0.0%
2014	265	6.2%	63	16.7%	2,258	14.5%	170	13.6%	2	1.2%
2015	377	8.8%	34	9.0%	2,301	14.8%	129	10.3%	0	0.0%
2016	544	12.8%	27	7.1%	2,117	13.6%	124	9.9%	14	8.4%
2017	1,281	30.1%	48	12.7%	2,035	13.1%	173	13.8%	44	26.3%
2018	1,050	24.6%	106	28.0%	2,491	16.0%	224	17.9%	68	40.7%
2019	743	17.4%	100	26.5%	1,887	12.1%	231	18.5%	39	23.4%
0-330	4,287	0.0%	383	100.0%	15,704	0.0%	1,262	0.0%	167	100.0%
2013	0	0.0%	0	0.0%	2,478	15.8%	202	16.0%	0	0.0%
2014	266	6.2%	65	17.0%	2,279	14.5%	172	13.6%	2	1.2%
2015	380	8.9%	35	9.1%	2,321	14.8%	130	10.3%	0	0.0%
2016	555	12.9%	27	7.0%	2,155	13.7%	129	10.2%	14	8.4%
2017	1,285	30.0%	49	12.8%	2,070	13.2%	173	13.7%	44	26.3%

Table 10b. Frequency Distribution of Time to First Switch¹, in Days, by Year and Switch Pattern

Switch	ANDA 202424 to Any Higher Strength MAS	ANDA 040440 to Any Higher Strength MAS	ANDA 040422 to Any Higher Strength MAS	ANDA 040439 to Any Higher Strength MAS	ANDA 040480 to Any Higher Strength MAS					
Number of Patients	4,316	389	16,061	1,261	167					
Days from Index	Episodes		Episodes		Episodes		Episodes		Episodes	
	(N)	Episodes (%)	(N)	(%)	Episodes (N)	(%)	Episodes (N)	Episodes (%)	Episodes (N)	Episodes (%)
2018	1,058	24.7%	107	27.9%	2,514	16.0%	225	17.8%	68	40.7%
2019	743	17.3%	100	26.1%	1,887	12.0%	231	18.3%	39	23.4%
0-365	4,312	0.0%	385	100.0%	15,874	0.0%	1,268	0.0%	167	100.0%
2013	0	0.0%	0	0.0%	2,504	15.8%	202	15.9%	0	0.0%
2014	266	6.2%	65	16.9%	2,309	14.5%	174	13.7%	2	1.2%
2015	382	8.9%	35	9.1%	2,349	14.8%	132	10.4%	0	0.0%
2016	568	13.2%	28	7.3%	2,187	13.8%	130	10.3%	14	8.4%
2017	1,291	29.9%	49	12.7%	2,093	13.2%	174	13.7%	44	26.3%
2018	1,062	24.6%	108	28.1%	2,545	16.0%	225	17.7%	68	40.7%
2019	743	17.2%	100	26.0%	1,887	11.9%	231	18.2%	39	23.4%
366+	69	100.0%	7	100.0%	631	100.0%	10	100.0%	0	0.0%
2013	0	0.0%	0	0.0%	75	11.9%	1	10.0%	0	0.0%
2014	7	10.1%	0	0.0%	110	17.4%	3	30.0%	0	0.0%
2015	14	20.3%	2	28.6%	128	20.3%	3	30.0%	0	0.0%
2016	18	26.1%	4	57.1%	127	20.1%	2	20.0%	0	0.0%
2017	21	30.4%	1	14.3%	142	22.5%	1	10.0%	0	0.0%
2018	9	13.0%	0	0.0%	49	7.8%	0	0.0%	0	0.0%
2019	0	0.0%	0	0.0%	0	0.0%	0	0.0%	0	0.0%

¹Time to first switch after use of the same ANDA product for 60 days

Table 11a. Descriptive Statistics of Time to First Switch, by Switch Pattern, in Days

Switch Pattern	Switch Pattern Episodes (n)	Mean	Standard Deviaiton	Min	1%	5%	10%	25%	50%	75%	90%	95%	99%	Max
ANDA 202424 to Any Higher Strength MAS	4,381	58.49	87.27	0	1	1	1	4	31	68	152	221	424	1001
ANDA 040440 to Any Higher Strength MAS	392	52.27	90.91	0	0	1	1	4	27	59	126	245	456	870
ANDA 040422 to Any Higher Strength MAS	16,505	83.25	129.62	0	1	1	1	5	35	102	216	320	636	2137
ANDA 040439 to Any Higher Strength MAS	1,278	51.18	77.46	0	0	1	1	4	31	63	137	189	361	767
ANDA 040480 to Any Higher Strength MAS	167	32.54	42.17	0	1	1	1	4	21	35	90	124	223	223

Table 11b. Descriptive Statistics of Time to First Switch¹, in Days, by Year and Switch Pattern

Switch Pattern	Switch Pattern Episodes (n)	Mean	Standard Deviation	Min	1%	5%	10%	25%	50%	75%	90%	95%	99%	Max
ANDA 202424 to Any Higher Strength MAS														
2013	0													
2014	273	63.51	107.33	0	0	1	1	5	31	74	155	241	657	841
2015	396	77.05	109.61	0	0	1	1	6	34	99	211	278	549	780
2016	586	80.88	121.74	0	1	1	1	5	34	99	217	331	609	1001
2017	1,312	61.20	83.76	0	1	1	1	4	32	91	154	223	424	620
2018	1,071	50.60	70.70	0	1	1	1	4	31	64	134	198	346	481
2019	743	35.65	42.79	0	0	1	1	3	29	56	92	122	187	241
ANDA 040440 to Any Higher Strength MAS														
2013	0													
2014	65	48.00	72.07	1	1	1	1	4	27	43	128	245	318	318
2015	37	92.08	123.17	0	0	0	1	7	37	127	271	415	546	546
2016	32	135.16	196.27	1	1	5	6	29	34.5	158	400	519	870	870
2017	50	47.42	78.62	0	0	1	1	4	28	47	130	211	407	407
2018	108	43.47	61.47	0	0	0	1	4	26	59	121	162	304	334
2019	100	25.70	30.46	0	1	1	1	4	9.5	33	85	94	112	122
ANDA 040422 to Any Higher Strength MAS														
2013	2,579	78.61	122.30	0	1	1	1	5	35	99	211	287	561	2137
2014	2,419	88.91	145.98	0	1	1	1	5	35	104	230	356	728	1622
2015	2,477	93.31	146.02	0	1	1	1	6	37	121	243	370	760	1550
2016	2,314	97.49	159.57	0	1	1	1	5	37	121	271	384	846	1321
2017	2,235	97.79	138.10	0	1	1	1	6	38	127	272	404	660	976
2018	2,594	77.38	94.29	0	1	1	1	6	37	119	208	271	421	668
2019	1,887	42.55	53.11	0	1	1	1	3	31	61	121	156	241	290
ANDA 040439 to Any Higher Strength MAS														
2013	203	47.61	73.32	0	0	1	1	4	31	61	122	181	258	677
2014	177	66.19	85.00	0	0	1	1	6	35	91	157	252	421	524
2015	135	75.13	115.33	0	0	1	1	4	31	84	200	299	571	767
2016	132	72.24	101.06	0	0	1	1	3	32	118	211	306	475	542
2017	175	49.07	75.51	0	0	1	1	3	27	68	129	161	361	655
2018	225	39.26	49.16	0	0	1	1	5	31	47	96	156	220	311
2019	231	30.01	38.22	0	0	1	1	3	19	37	74	121	172	214
ANDA 040480 to Any Higher Strength MAS														
2013	0													
2014	2	2.50	2.12	1	1	1	1	1	2.5	4	4	4	4	4
2015	0													
2016	14	21.36	20.88	0	0	0	1	4	13	35	54	61	61	61
2017	44	43.93	57.95	1	1	1	1	6	26	38	140	157	223	223
2018	68	33.75	33.72	1	1	1	1	5	31	43	90	116	129	129
2019	39	23.15	38.44	1	1	1	1	3	9	31	62	93	216	216

¹Time to first switch after use of the same ANDA product for 60 days

Figure 1a. Number of Overall Mixed Amphetamine Salt (MAS) Users Over Time

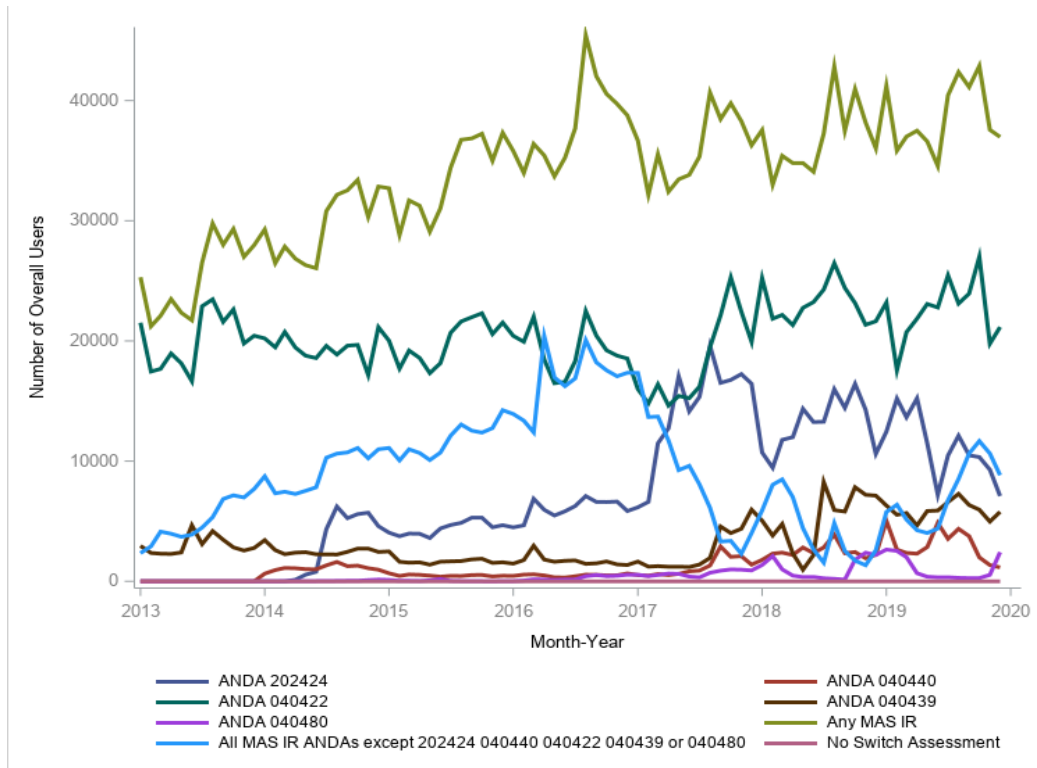


Figure 1b. Number of Overall Mixed Amphetamine Salt (MAS) Users Over Time, by Sex: (ANDA 202424)

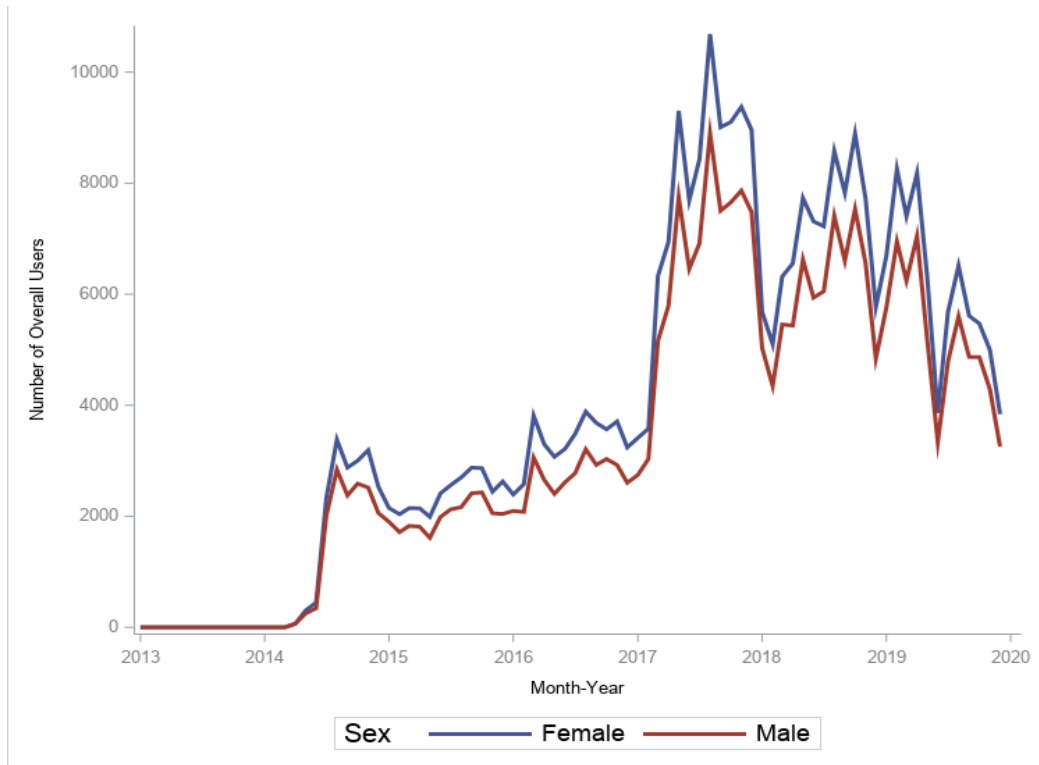


Figure 1b. Number of Overall Mixed Amphetamine Salt (MAS) Users Over Time, by Sex: (ANDA 040440)

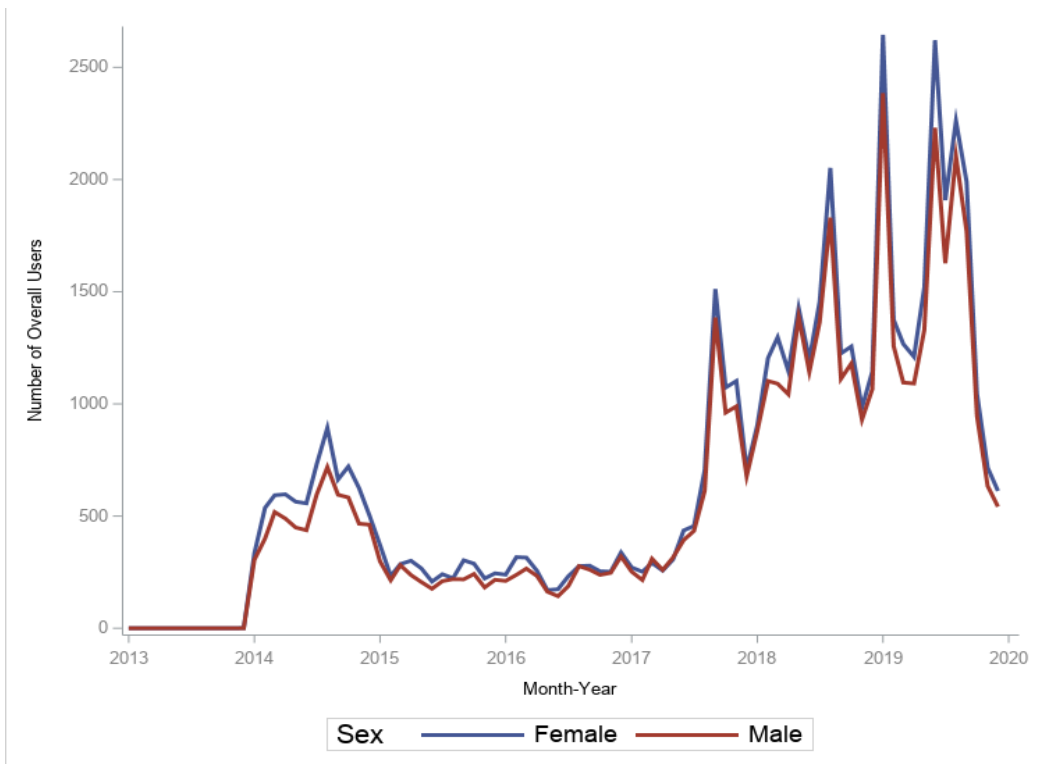


Figure 1b. Number of Overall Mixed Amphetamine Salt (MAS) Users Over Time, by Sex: (ANDA 040422)

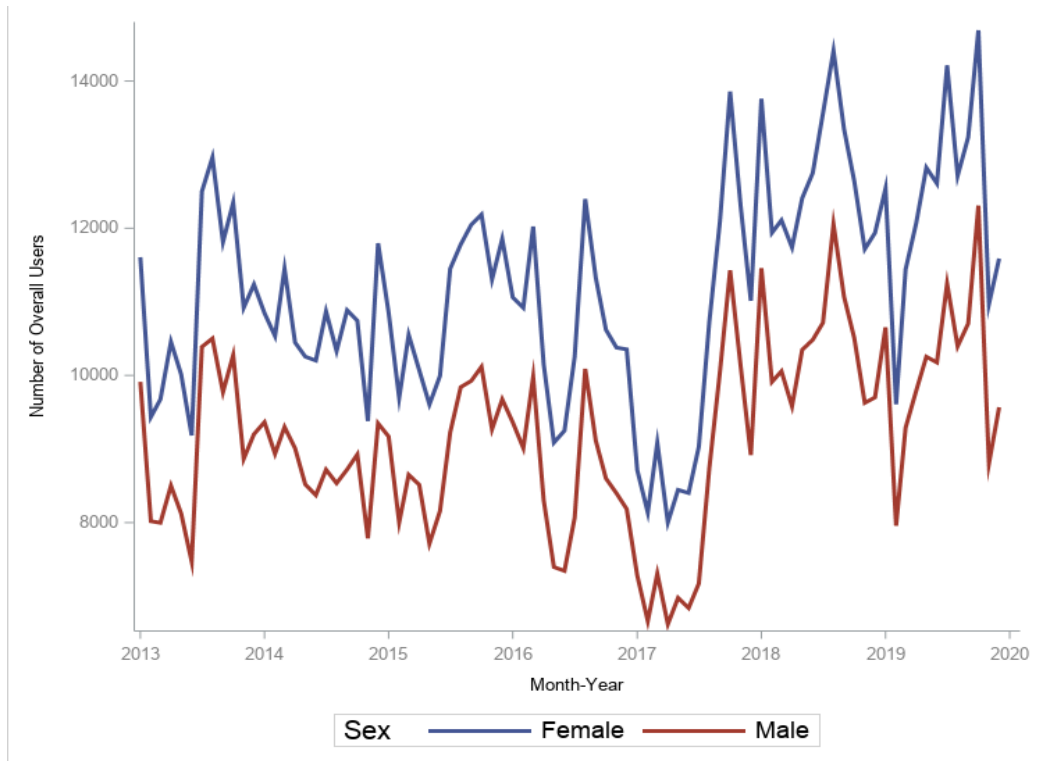


Figure 1b. Number of Overall Mixed Amphetamine Salt (MAS) Users Over Time, by Sex: (ANDA 040439)

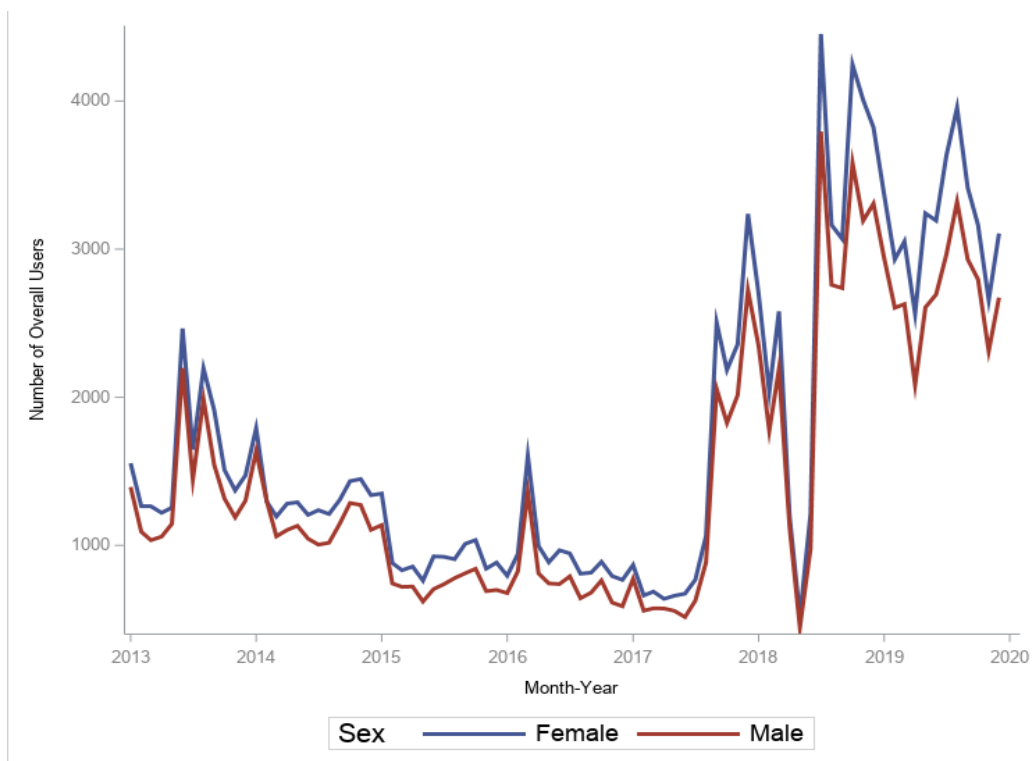


Figure 1b. Number of Overall Mixed Amphetamine Salt (MAS) Users Over Time, by Sex: (ANDA 040480)

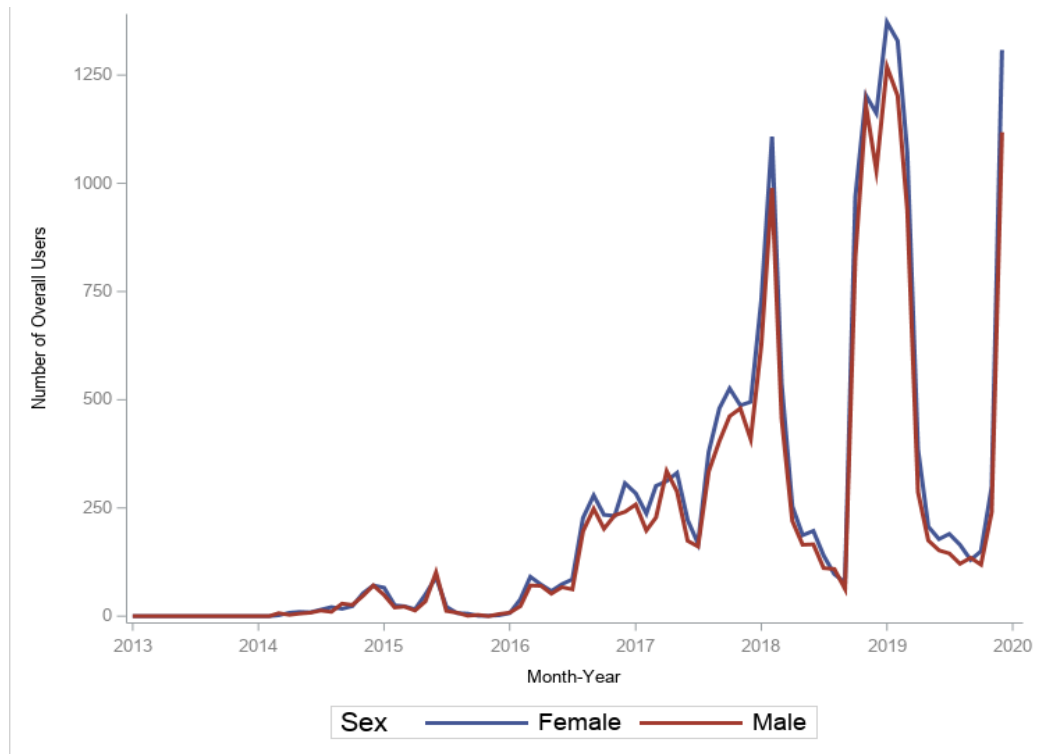


Figure 1b. Number of Overall Mixed Amphetamine Salt (MAS) Users Over Time, by Sex: (Any MAS IR)

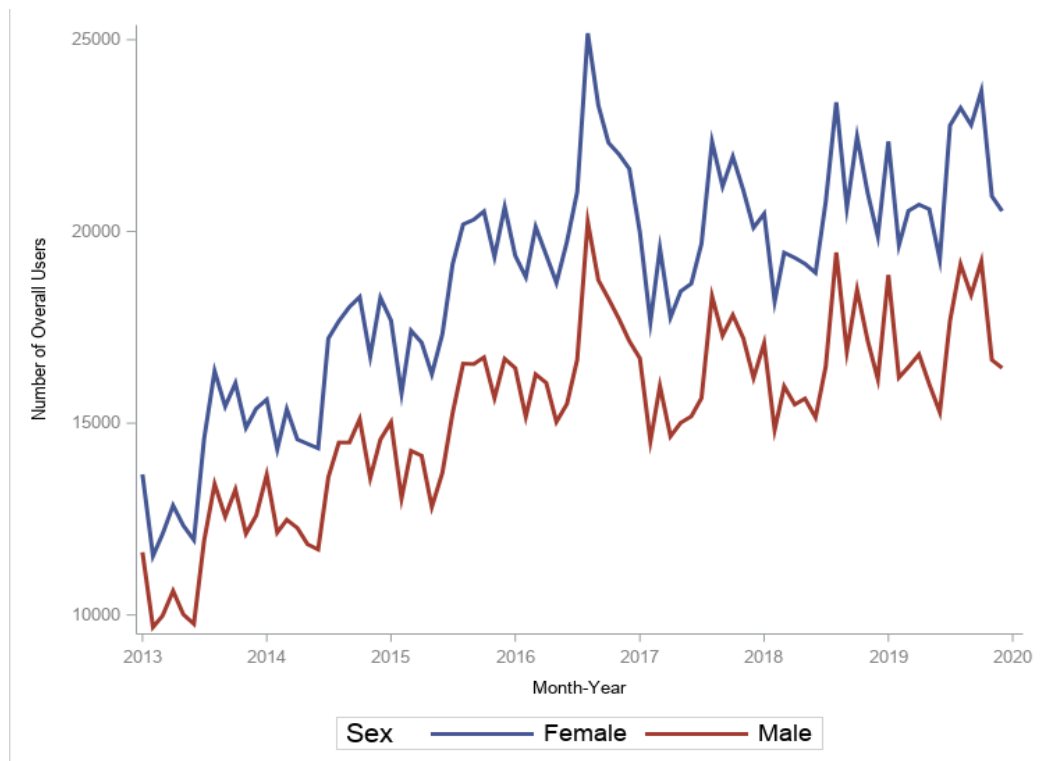


Figure 1b. Number of Overall Mixed Amphetamine Salt (MAS) Users Over Time, by Sex: (All MAS IR ANDAs except 202424, 040440, 040422, 040439 or 040480)

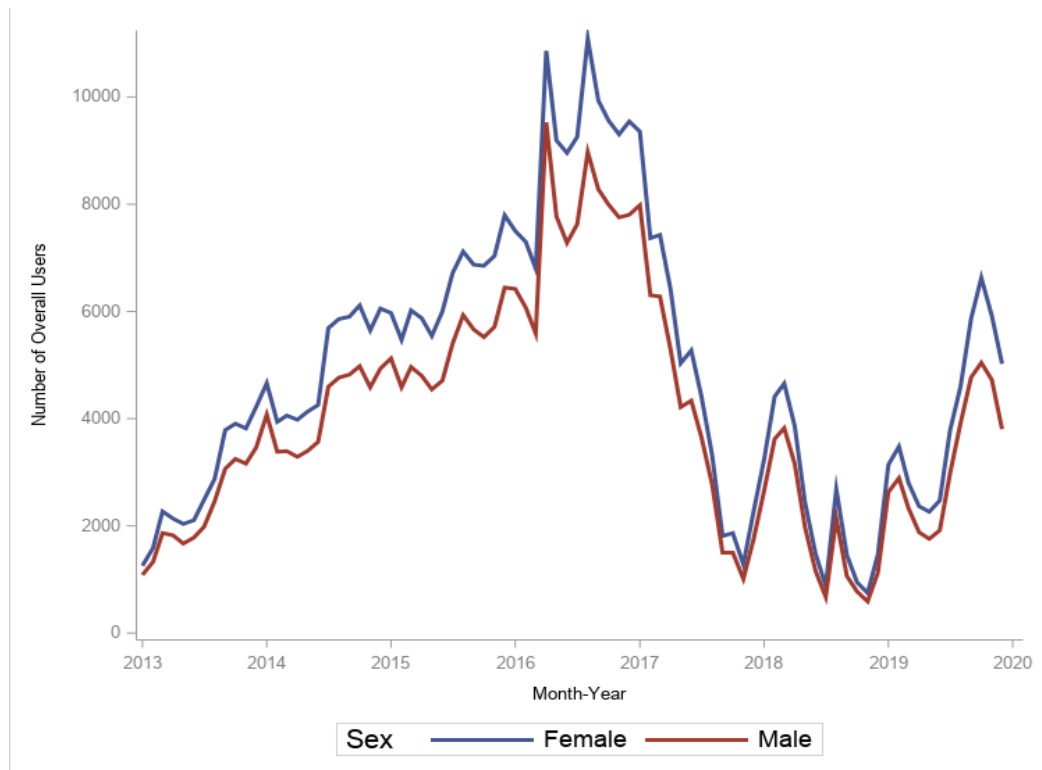


Figure 1b. Number of Overall Mixed Amphetamine Salt (MAS) Users Over Time, by Sex: (No Switch Assessment)

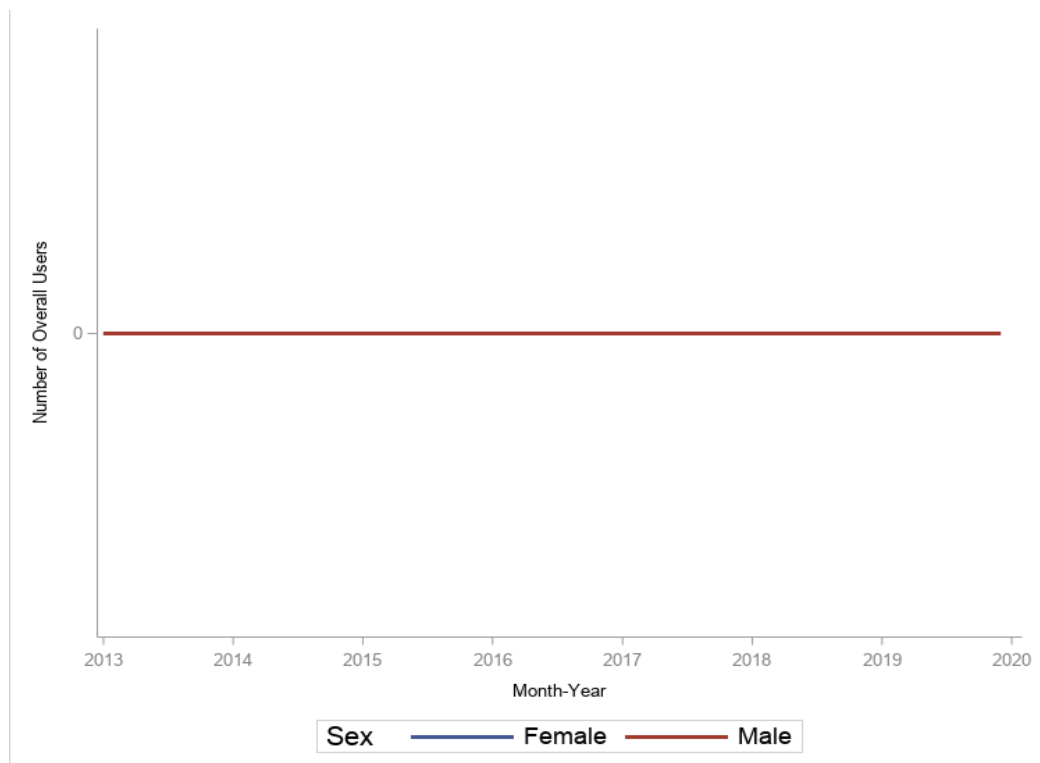


Figure 1c. Number of Overall Mixed Amphetamine Salt (MAS) Users Over Time, by Age Group: (ANDA 202424)

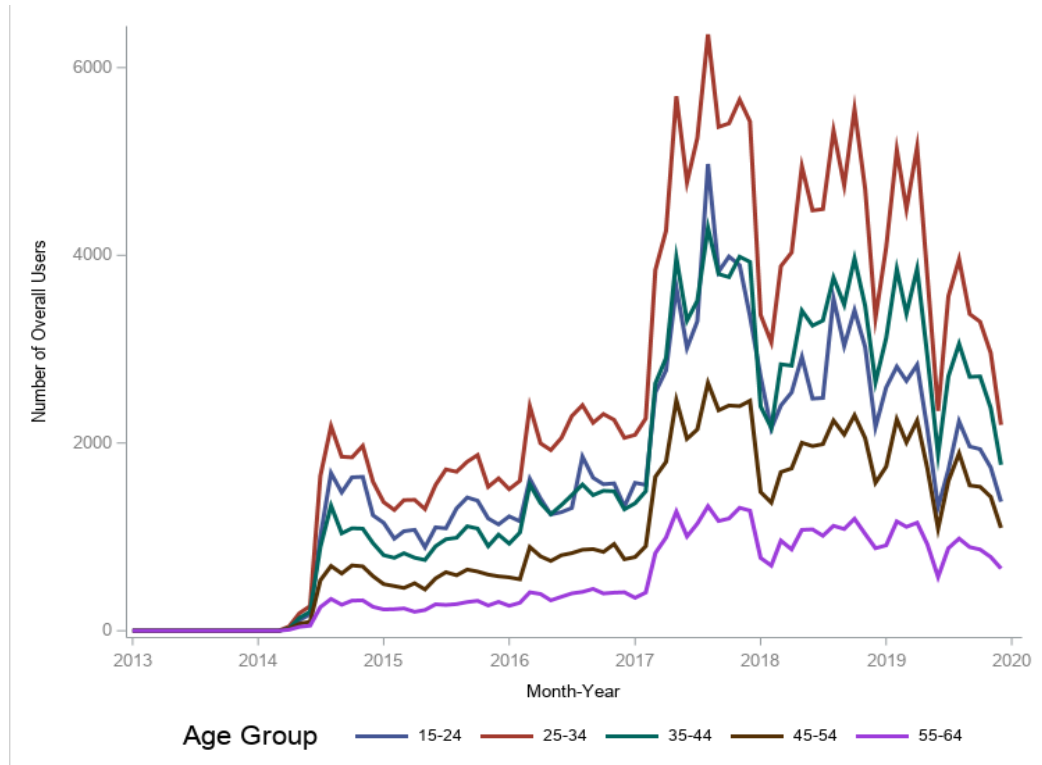


Figure 1c. Number of Overall Mixed Amphetamine Salt (MAS) Users Over Time, by Age Group: (ANDA 040440)

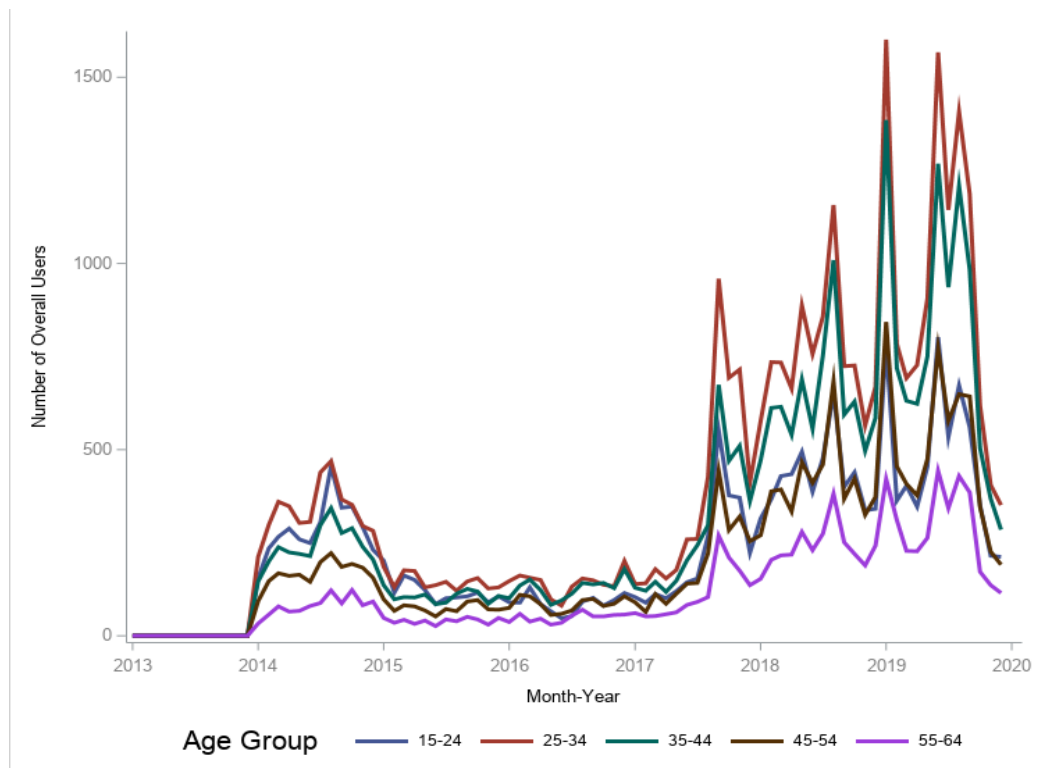


Figure 1c. Number of Overall Mixed Amphetamine Salt (MAS) Users Over Time, by Age Group: (ANDA 040422)

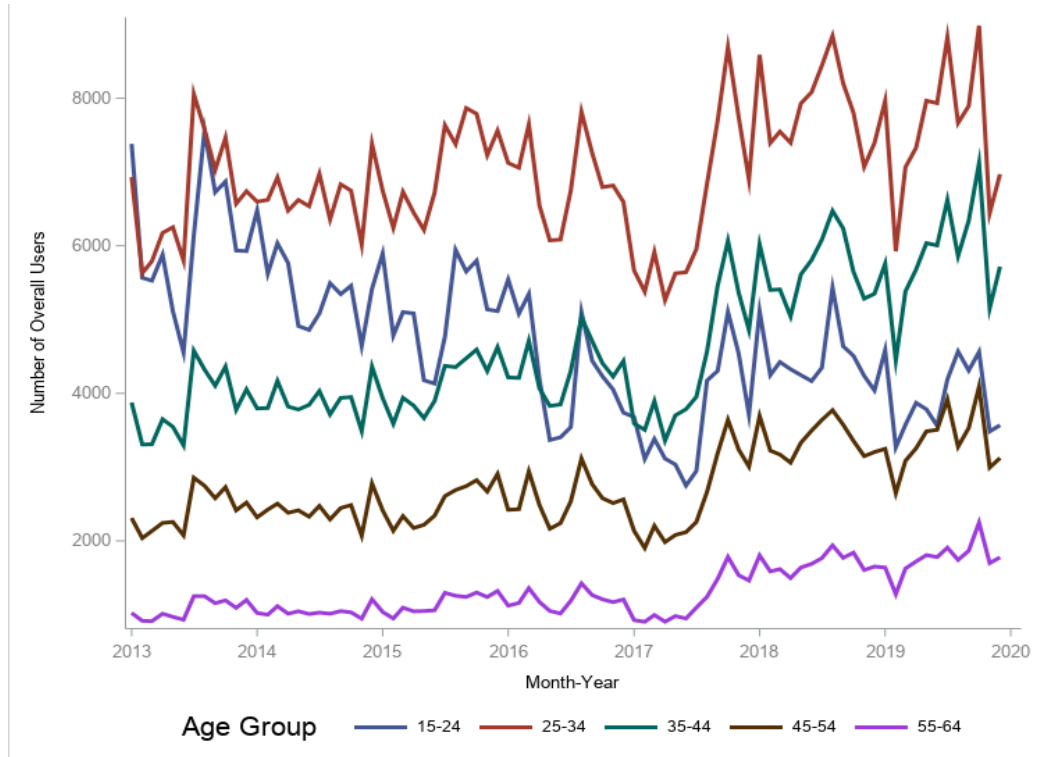


Figure 1c. Number of Overall Mixed Amphetamine Salt (MAS) Users Over Time, by Age Group: (ANDA 040439)

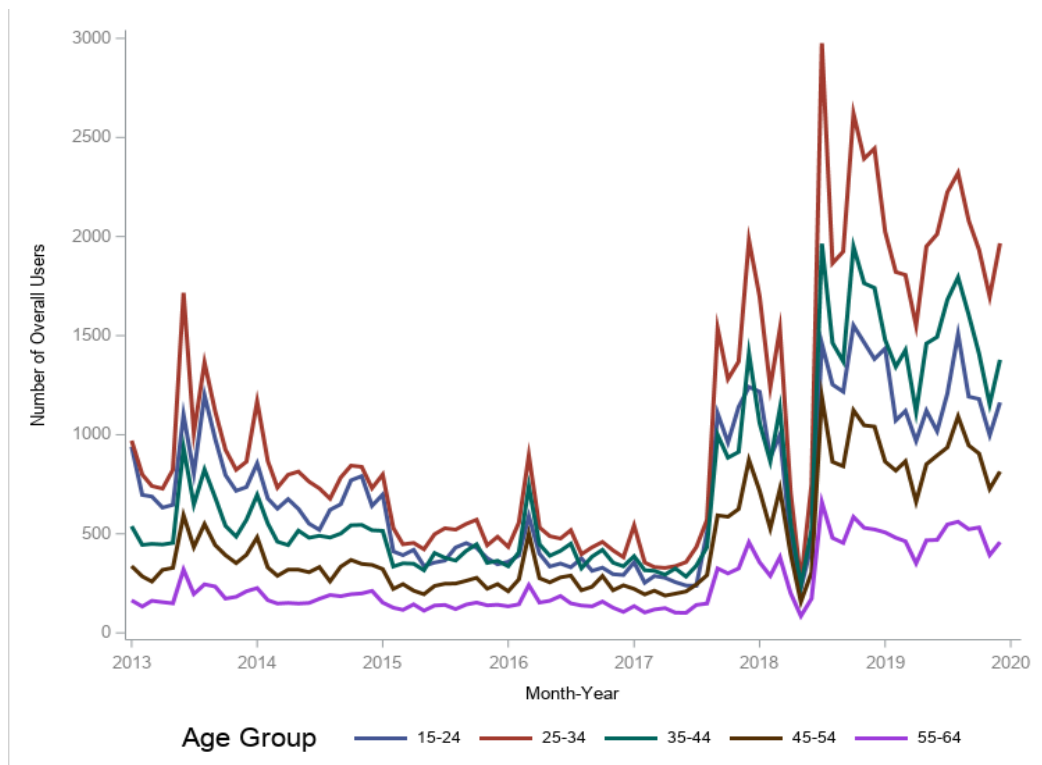


Figure 1c. Number of Overall Mixed Amphetamine Salt (MAS) Users Over Time, by Age Group: (ANDA 040480)

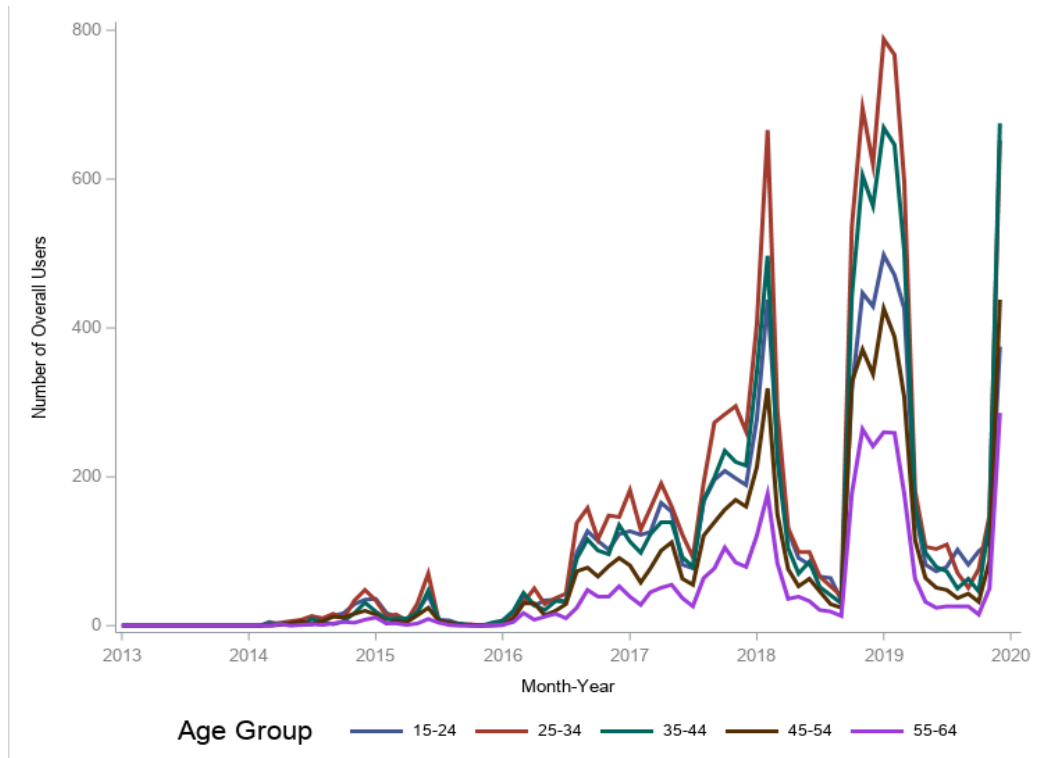


Figure 1c. Number of Overall Mixed Amphetamine Salt (MAS) Users Over Time, by Age Group: (Any MAS IR)

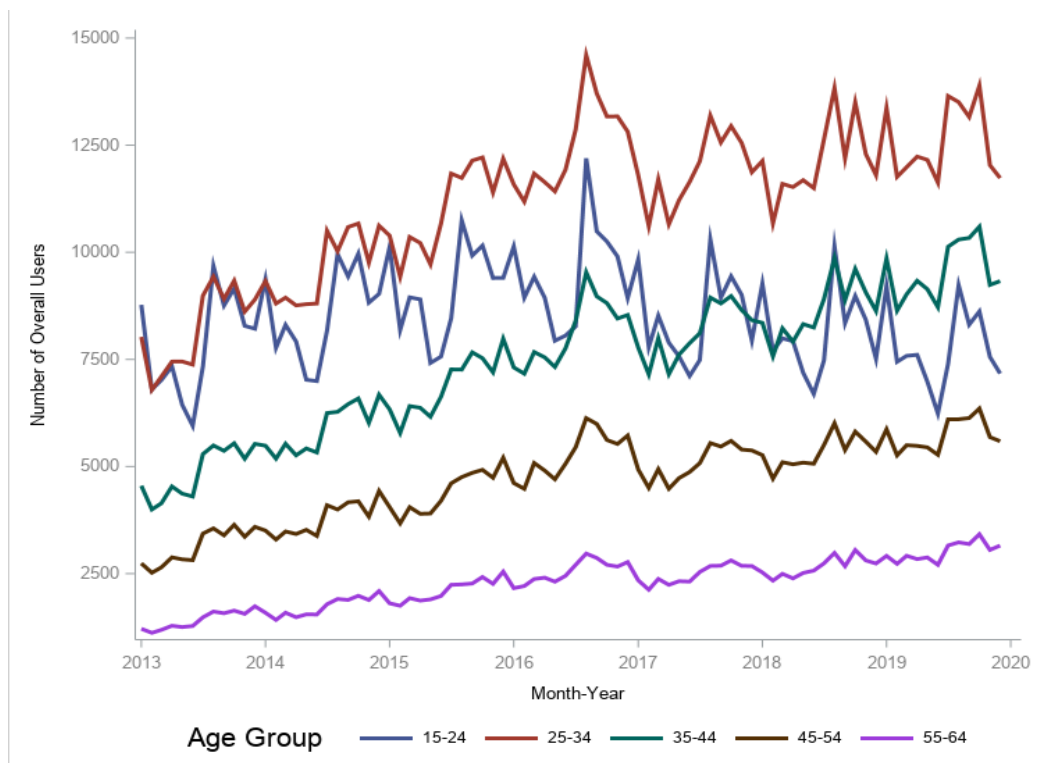


Figure 1c. Number of Overall Mixed Amphetamine Salt (MAS) Users Over Time, by Age Group: (All MAS IR ANDAs except 202424, 040440, 040422, 040439 or 040480)

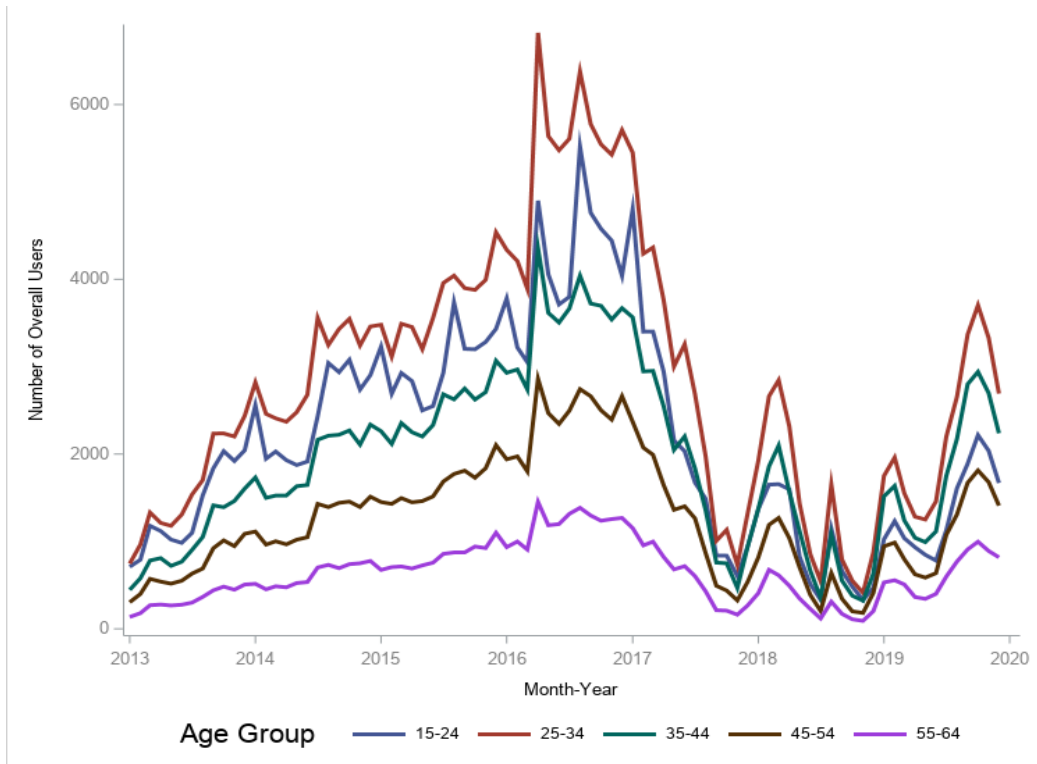


Figure 1c. Number of Overall Mixed Amphetamine Salt (MAS) Users Over Time, by Age Group: (No Switch Assessment)

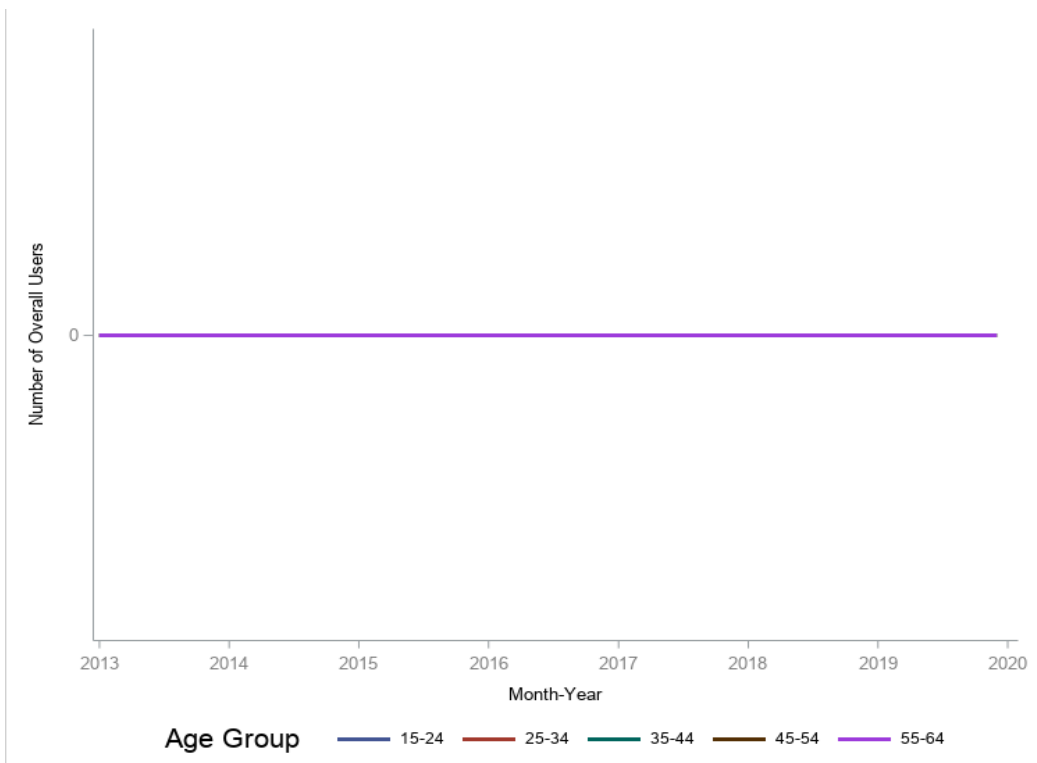


Figure 1d. Number of Overall Mixed Amphetamine Salt (MAS) Users Over Time (Subset of Cohorts)

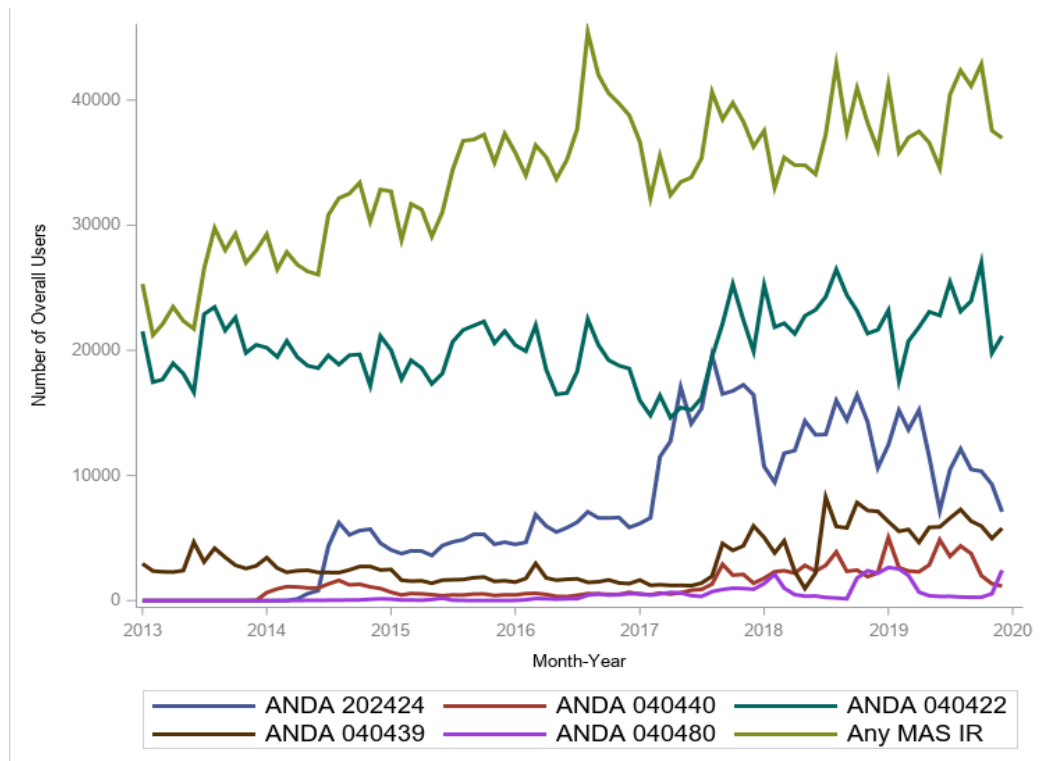


Figure 2a. Number of Mixed Amphetamine Salt (MAS) Dispensings Over Time

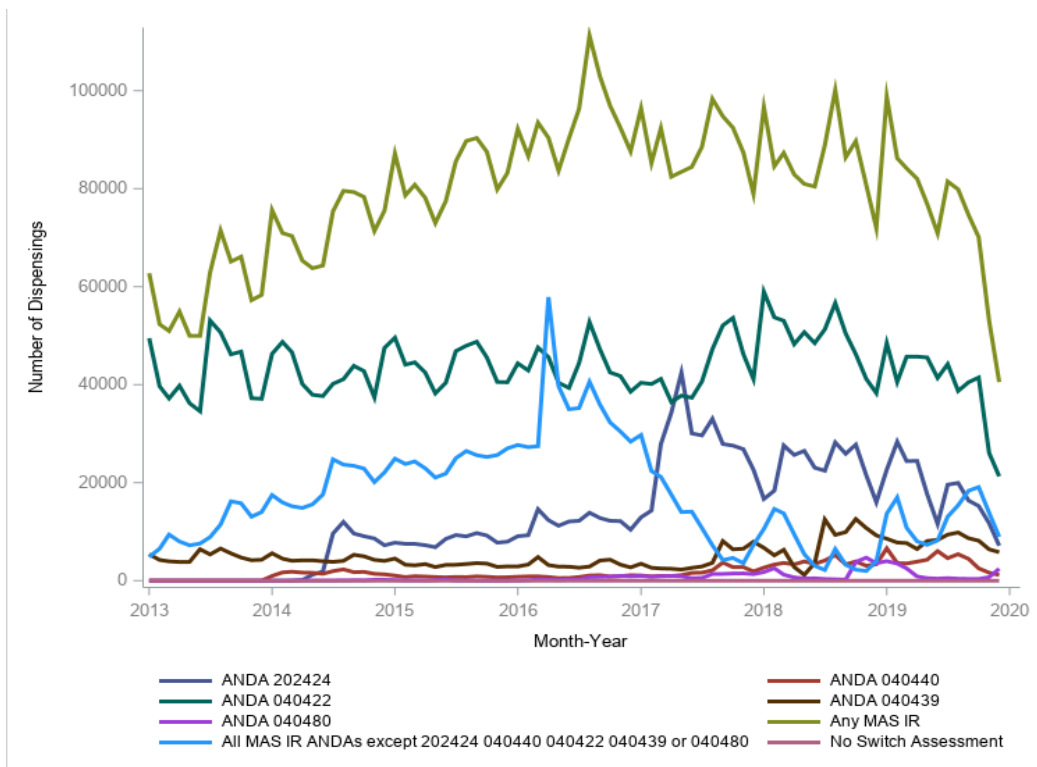


Figure 2b. Number of Dispensings Over Time, by Sex: (ANDA 202424)

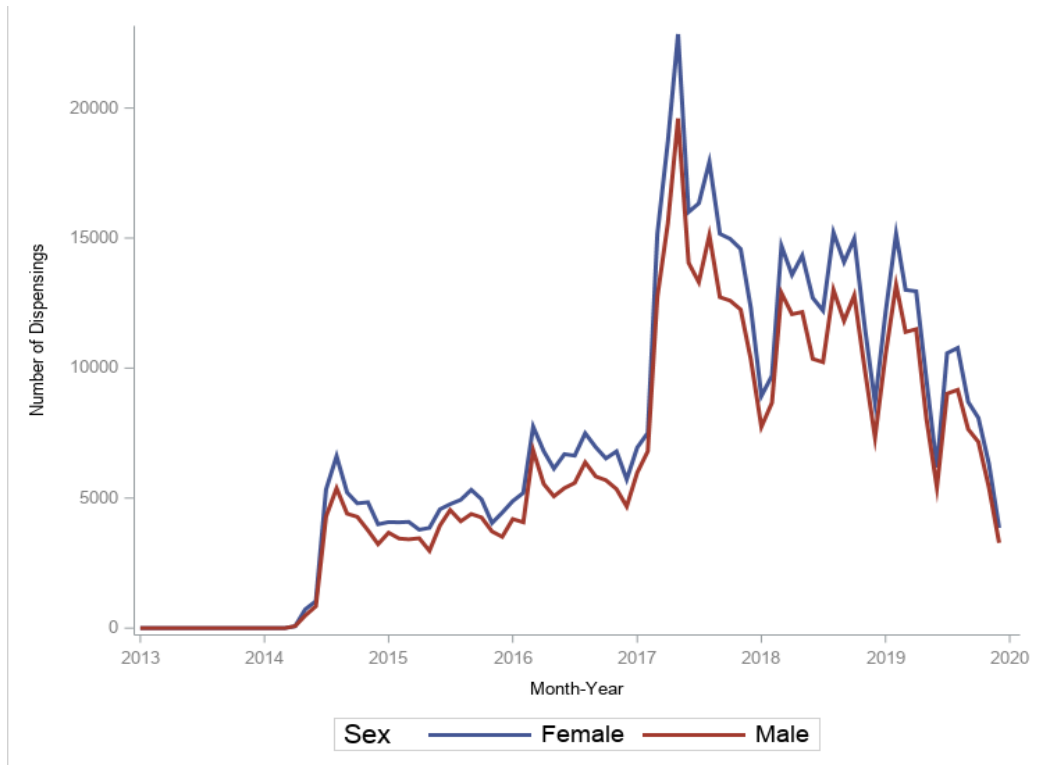


Figure 2b. Number of Dispensings Over Time, by Sex: (ANDA 040440)

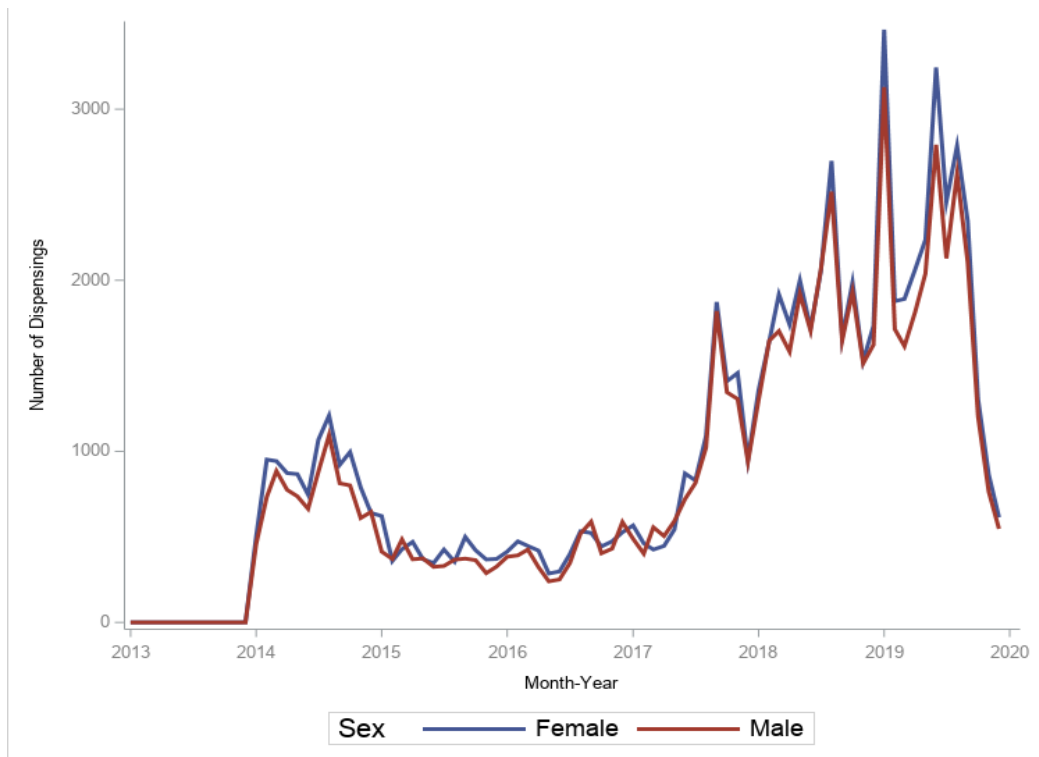


Figure 2b. Number of Dispensings Over Time, by Sex: (ANDA 040422)

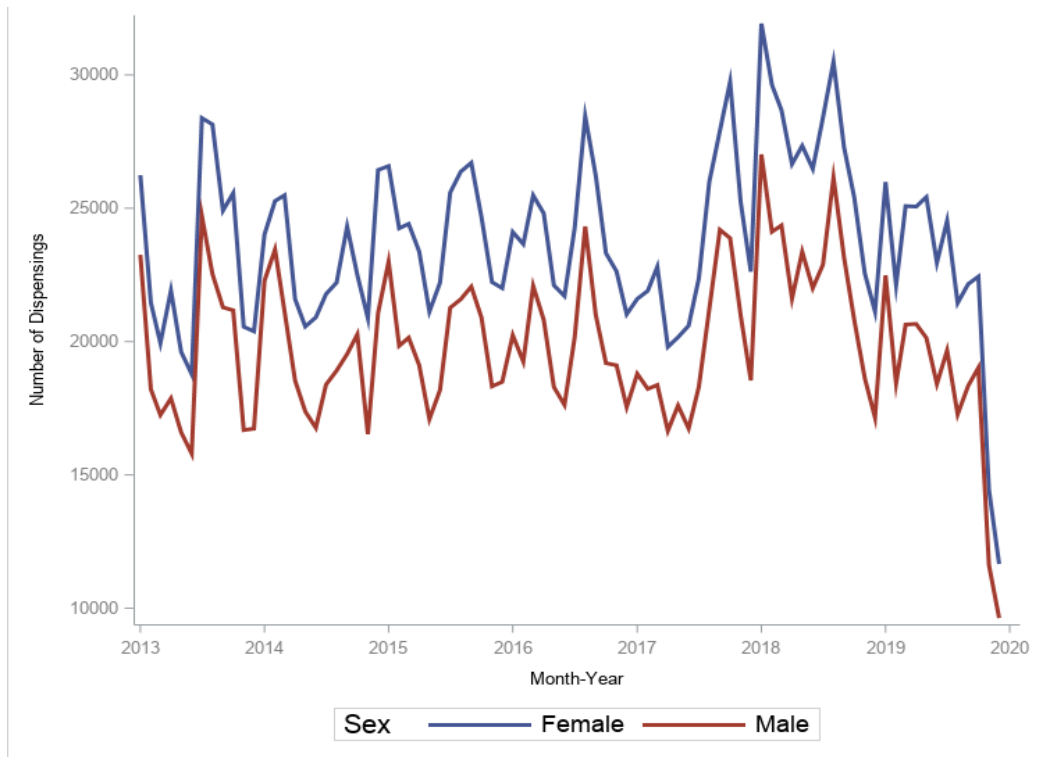


Figure 2b. Number of Dispensings Over Time, by Sex: (ANDA 040439)

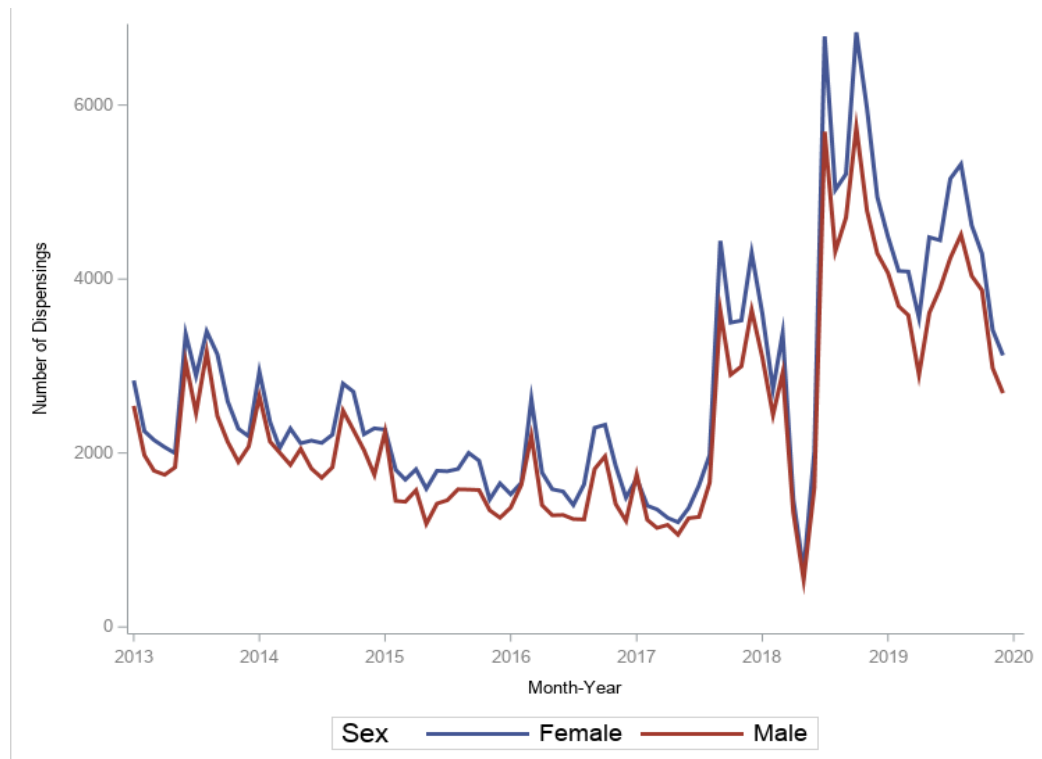


Figure 2b. Number of Dispensings Over Time, by Sex: (ANDA 040480)

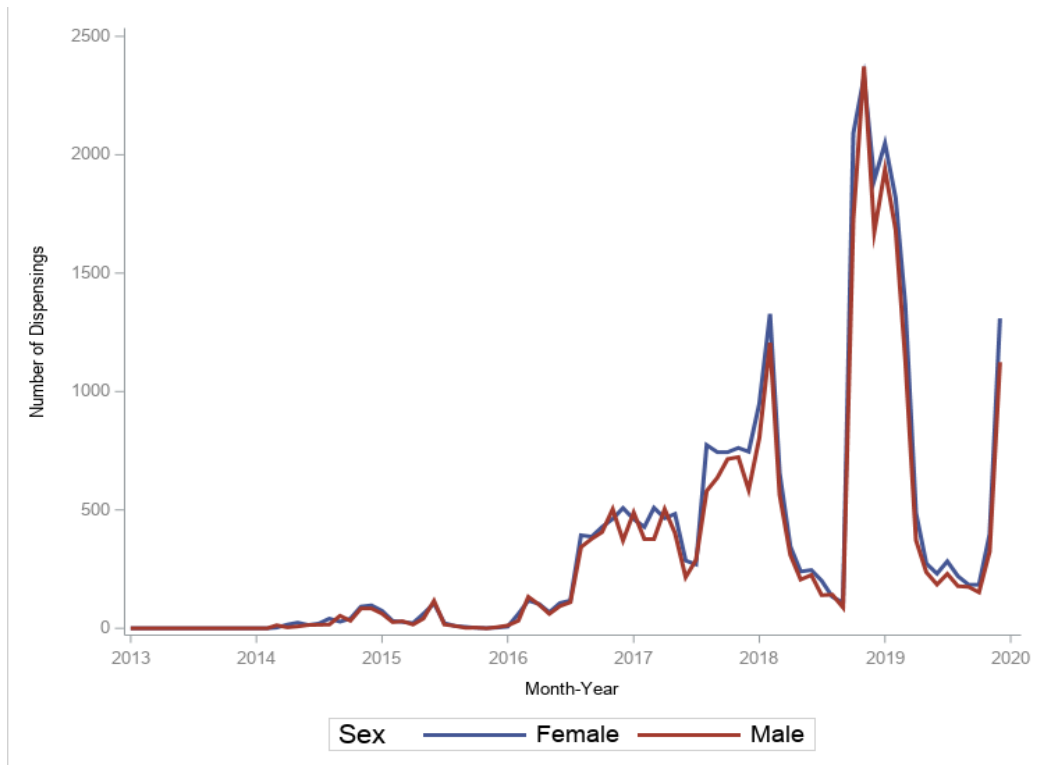


Figure 2b. Number of Dispensings Over Time, by Sex: (Any MAS IR)

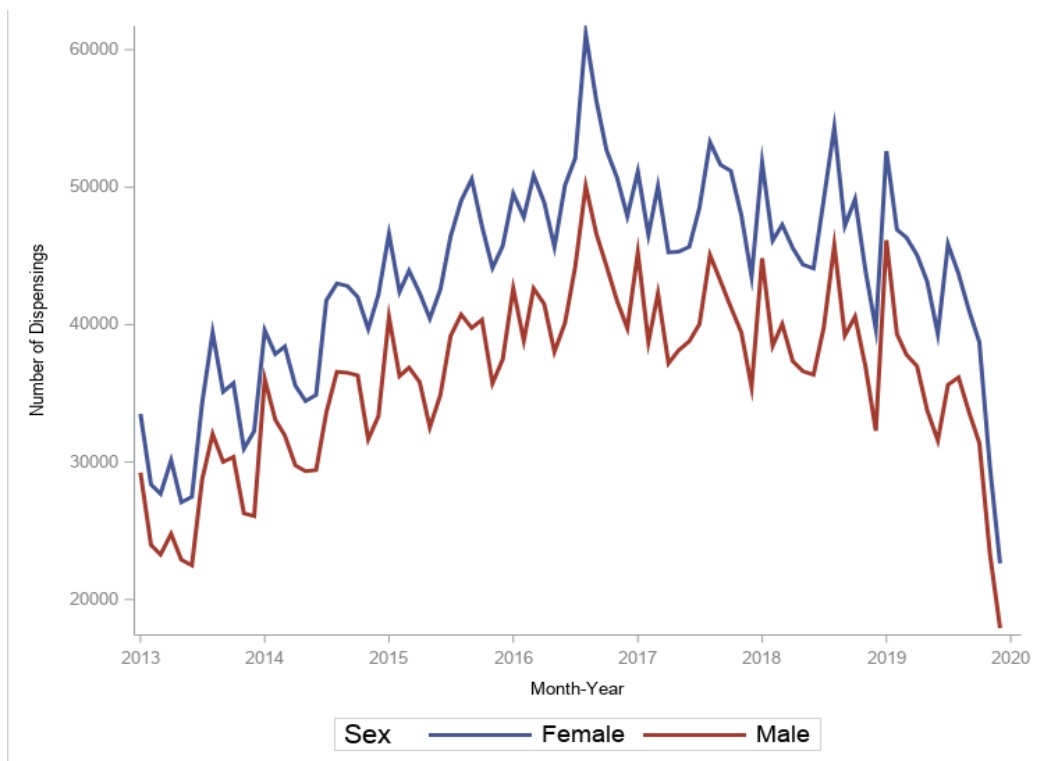


Figure 2b. Number of Dispensings Over Time, by Sex: (All MAS IR ANDAs except 202424, 040440, 040422, 040439 or 040480)

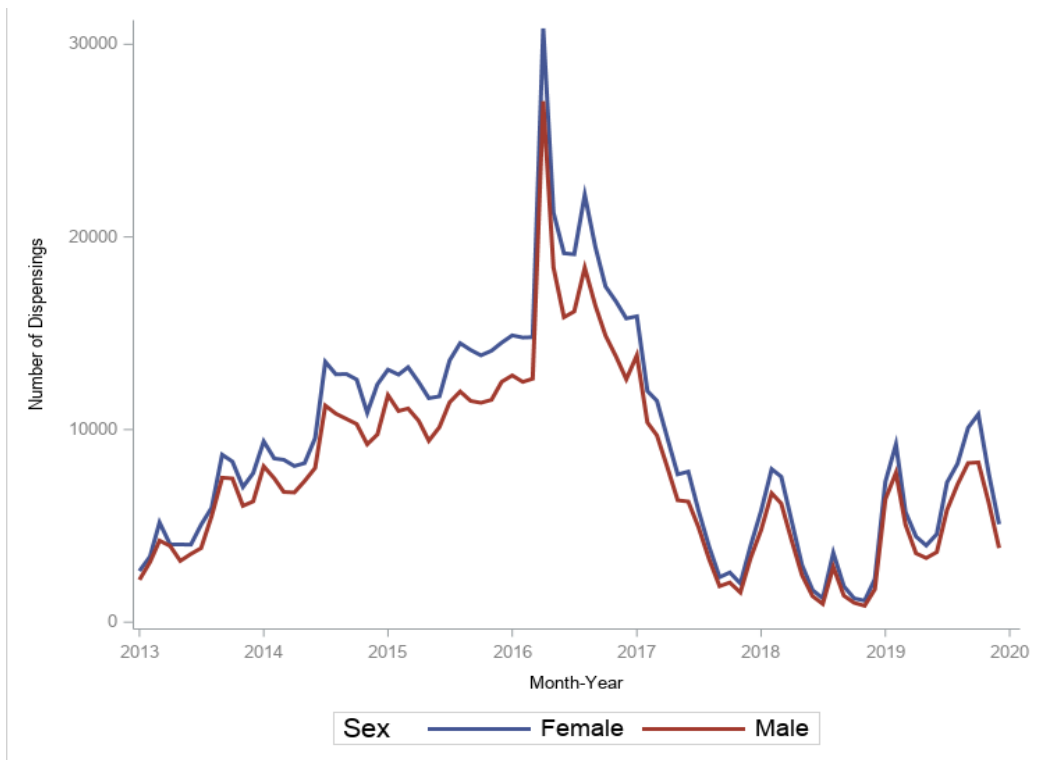


Figure 2b. Number of Dispensings Over Time, by Sex: (No Switch Assessment)

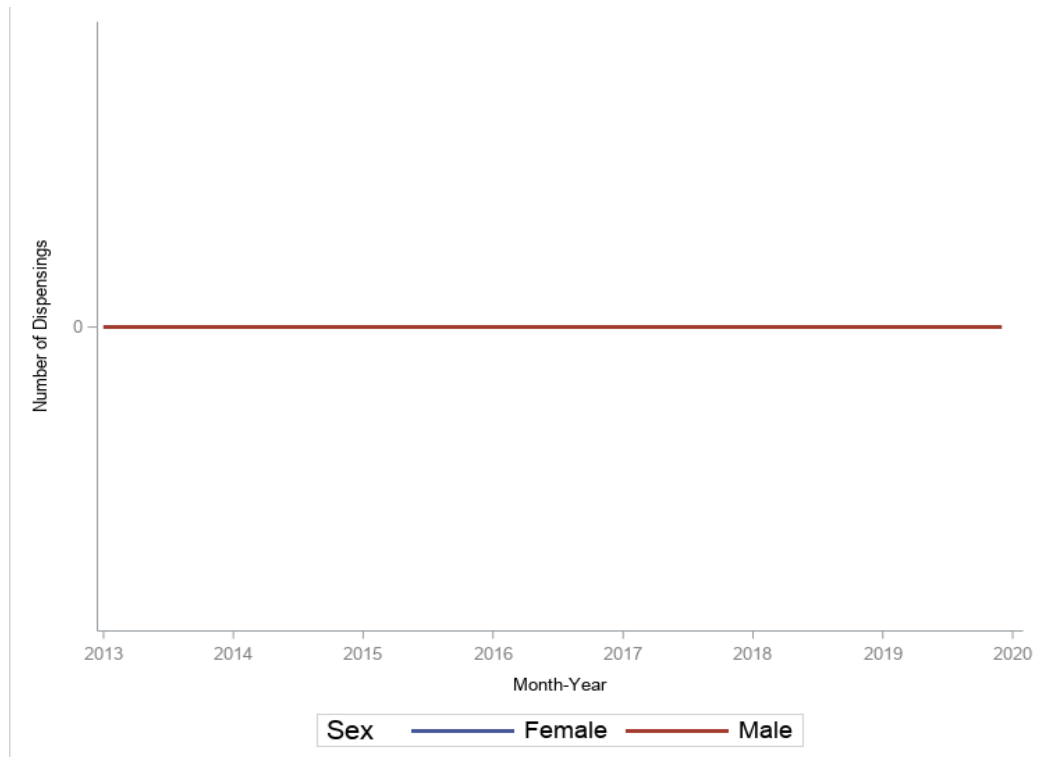


Figure 2c. Number of Mixed Amphetamine Salt (MAS) Dispensings Over Time, by Age Group: (ANDA 202424)

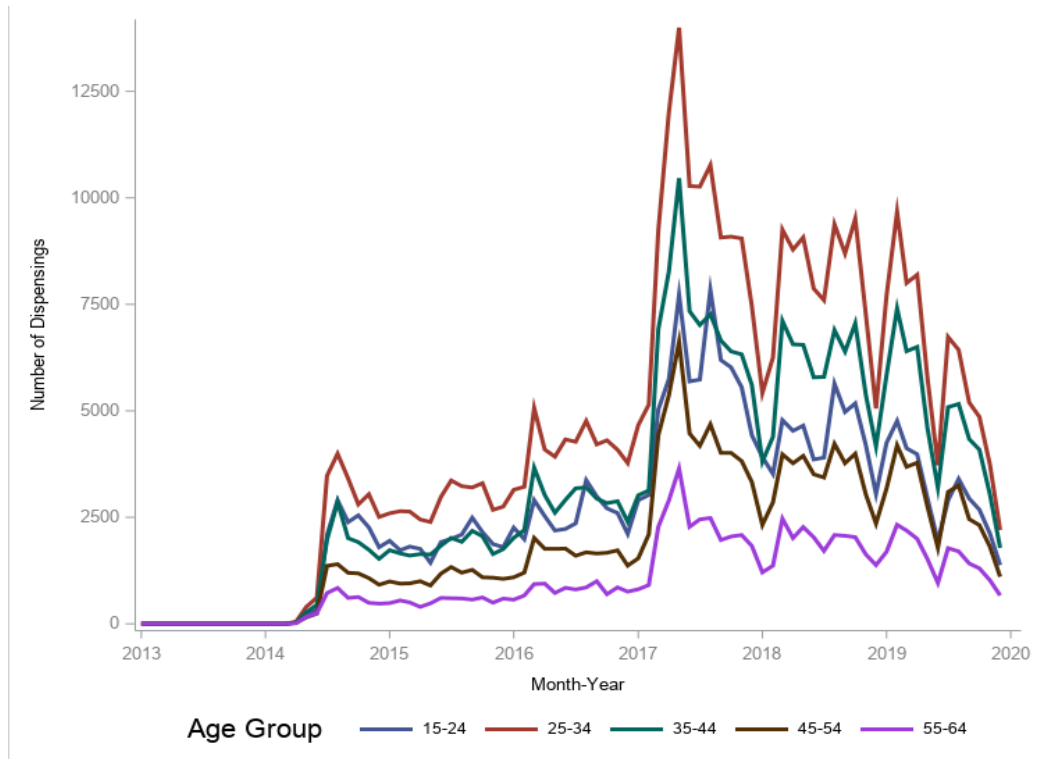


Figure 2c. Number of Mixed Amphetamine Salt (MAS) Dispensings Over Time, by Age Group: (ANDA 040440)

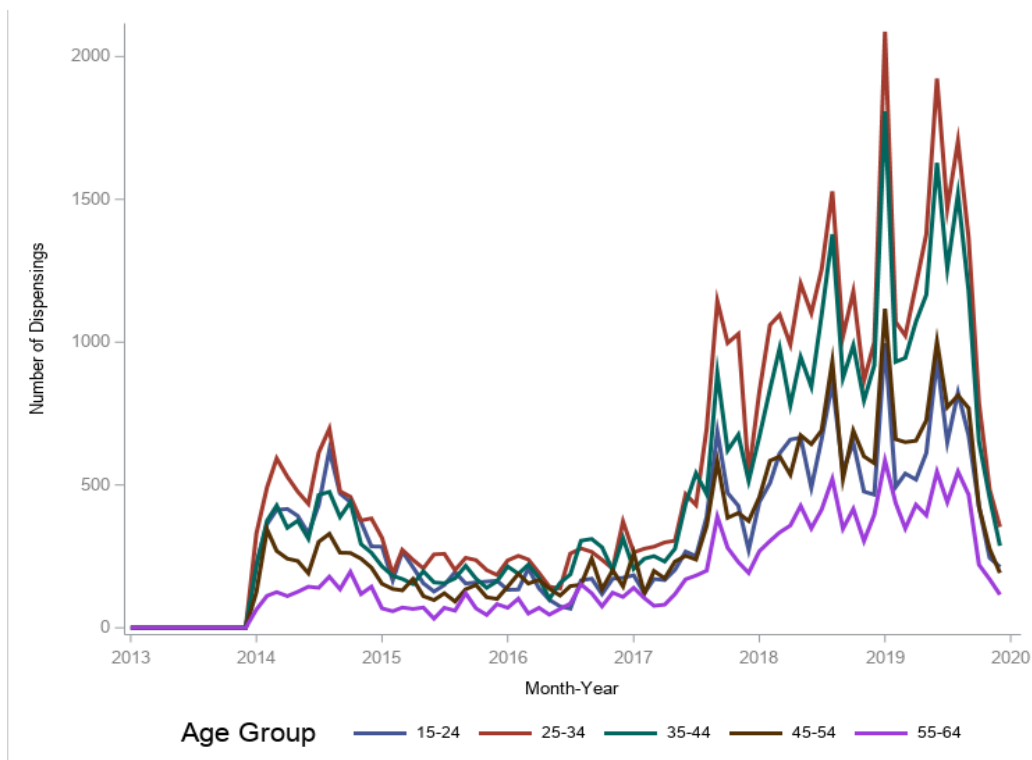


Figure 2c. Number of Mixed Amphetamine Salt (MAS) Dispensings Over Time, by Age Group: (ANDA 040422)

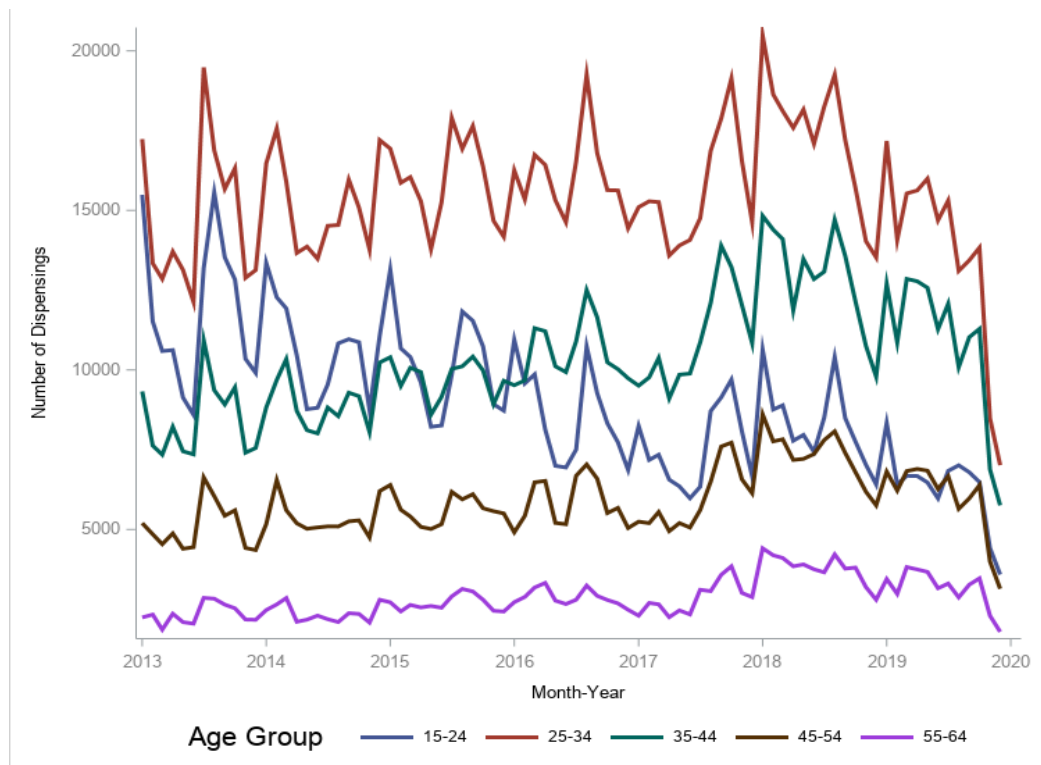


Figure 2c. Number of Mixed Amphetamine Salt (MAS) Dispensings Over Time, by Age Group: (ANDA 040439)

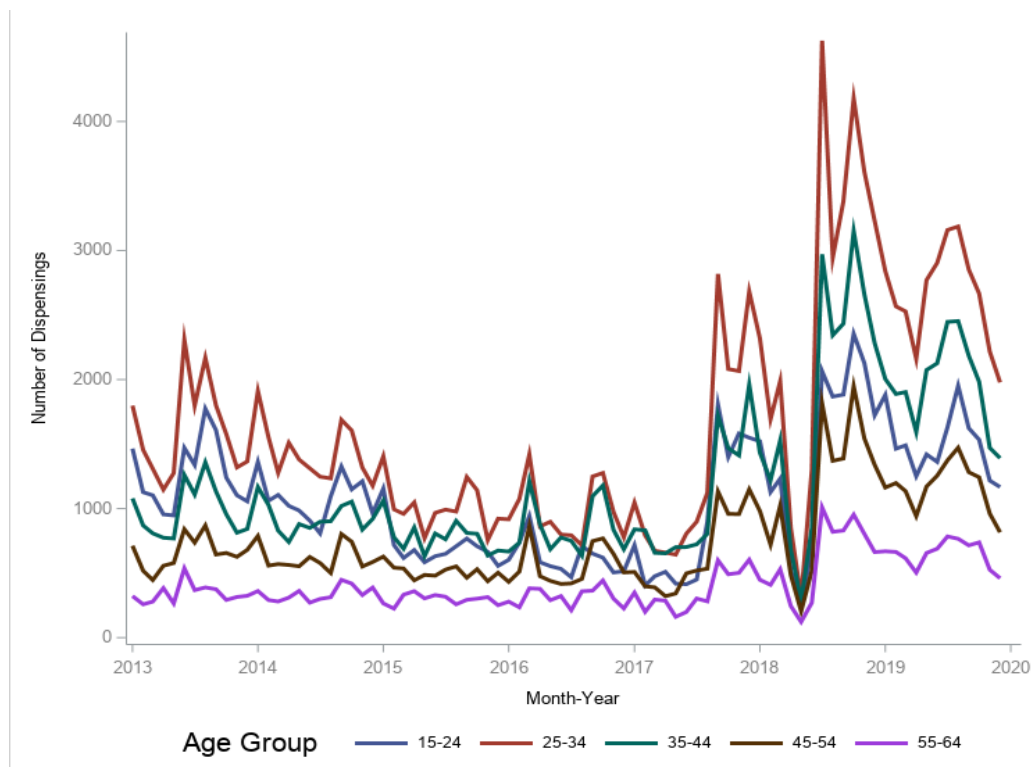


Figure 2c. Number of Mixed Amphetamine Salt (MAS) Dispensings Over Time, by Age Group: (ANDA 040480)

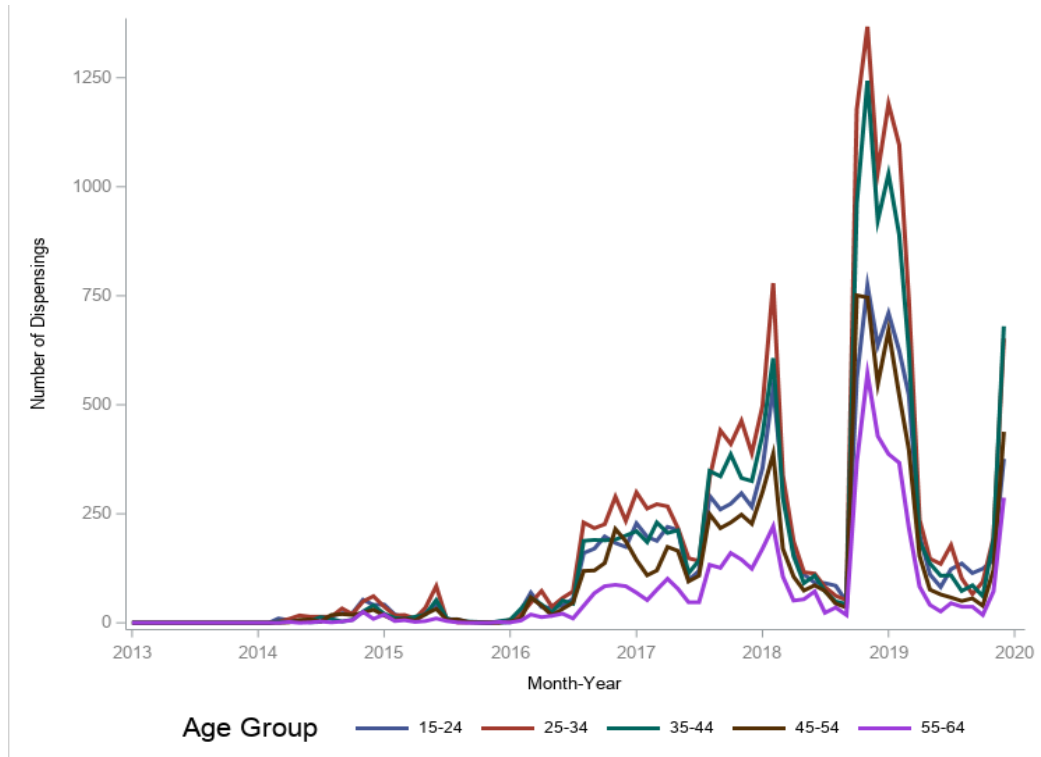


Figure 2c. Number of Mixed Amphetamine Salt (MAS) Dispensings Over Time, by Age Group: (Any MAS IR)

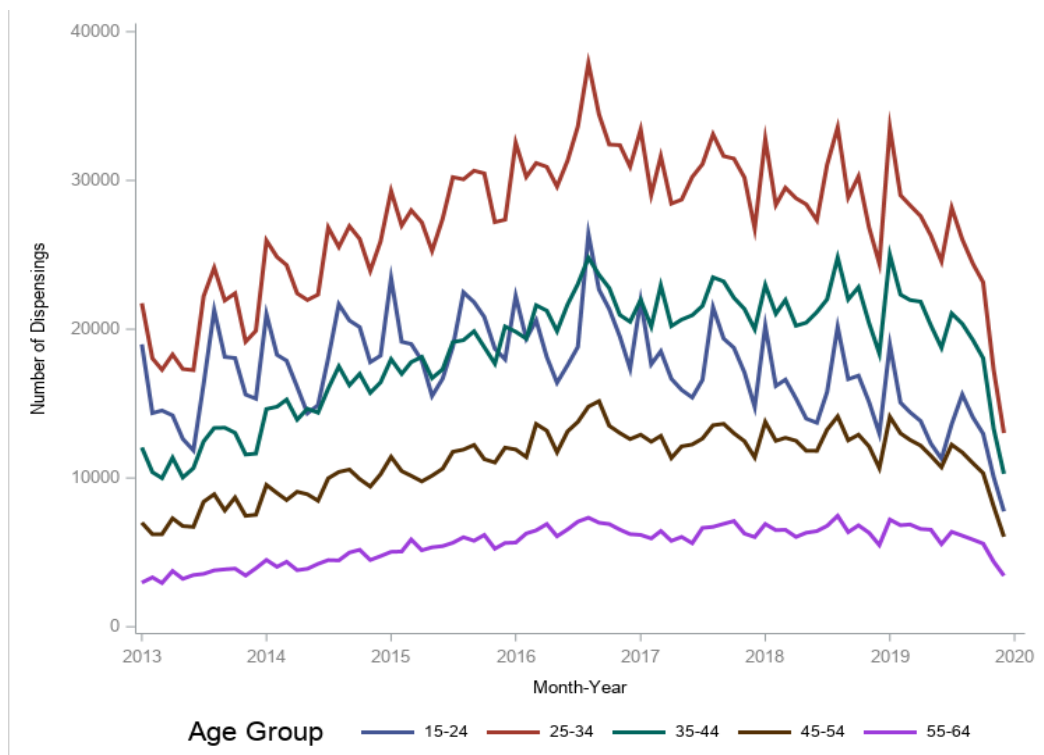


Figure 2c. Number of Mixed Amphetamine Salt (MAS) Dispensings Over Time, by Age Group: (All MAS IR ANDAs except 202424, 040440, 040422, 040439 or 040480)

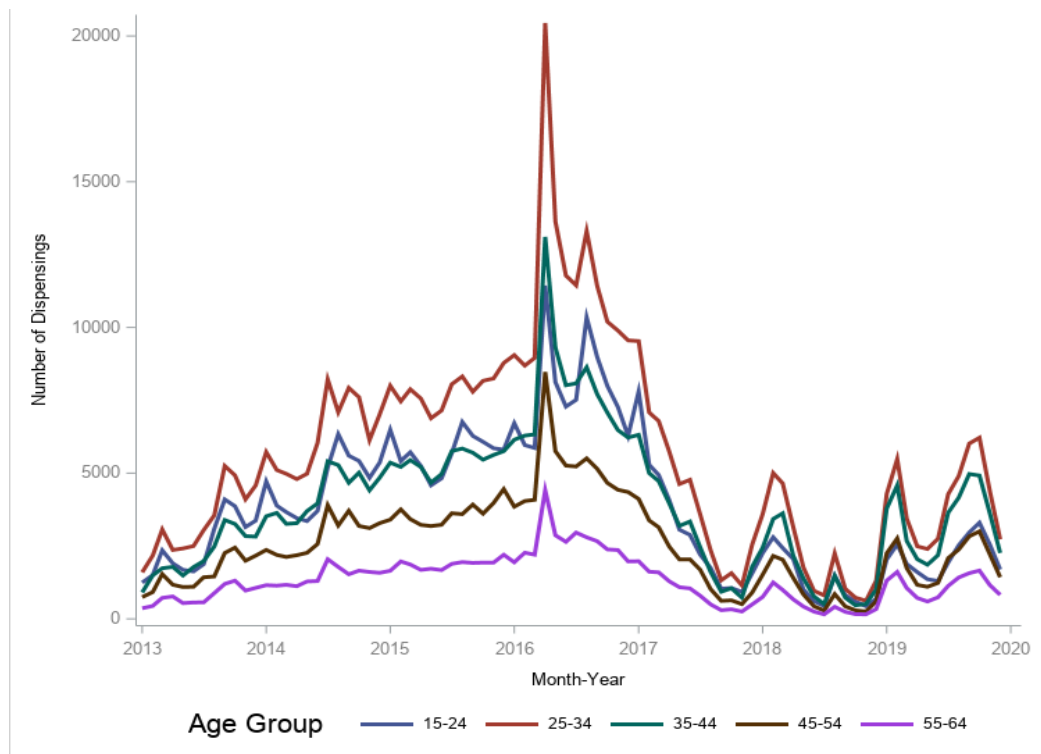


Figure 2c. Number of Mixed Amphetamine Salt (MAS) Dispensings Over Time, by Age Group: (No Switch Assessment)

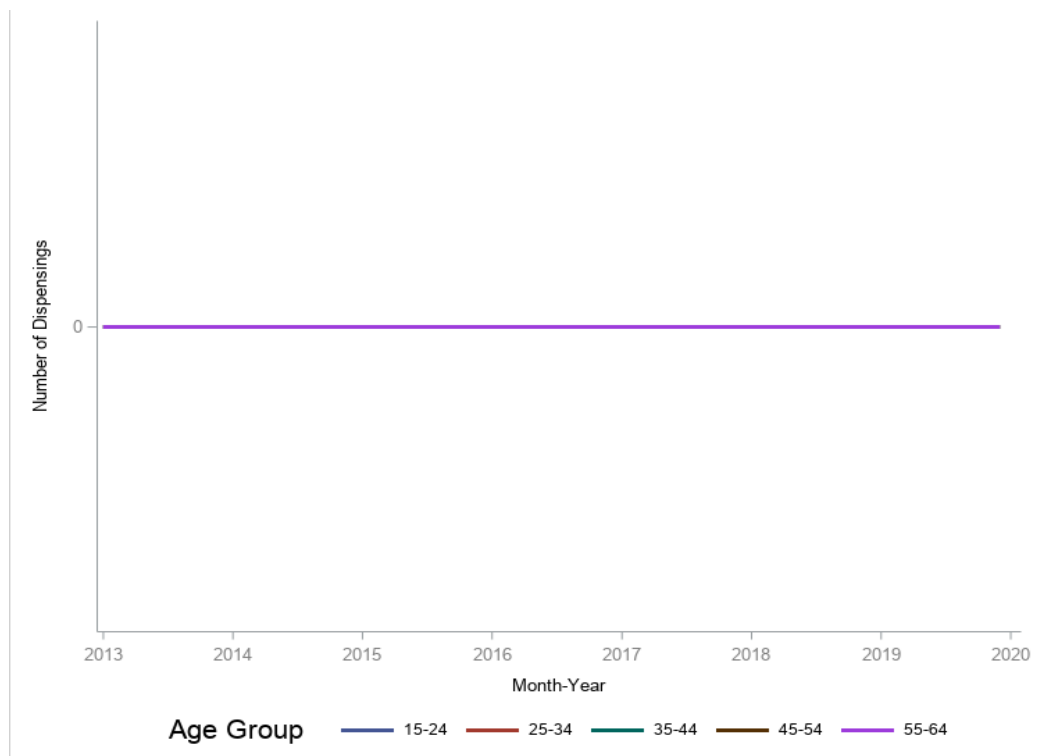


Figure 2d. Number of Mixed Amphetamine Salt (MAS) Dispensings Over Time (Subset of Cohorts)

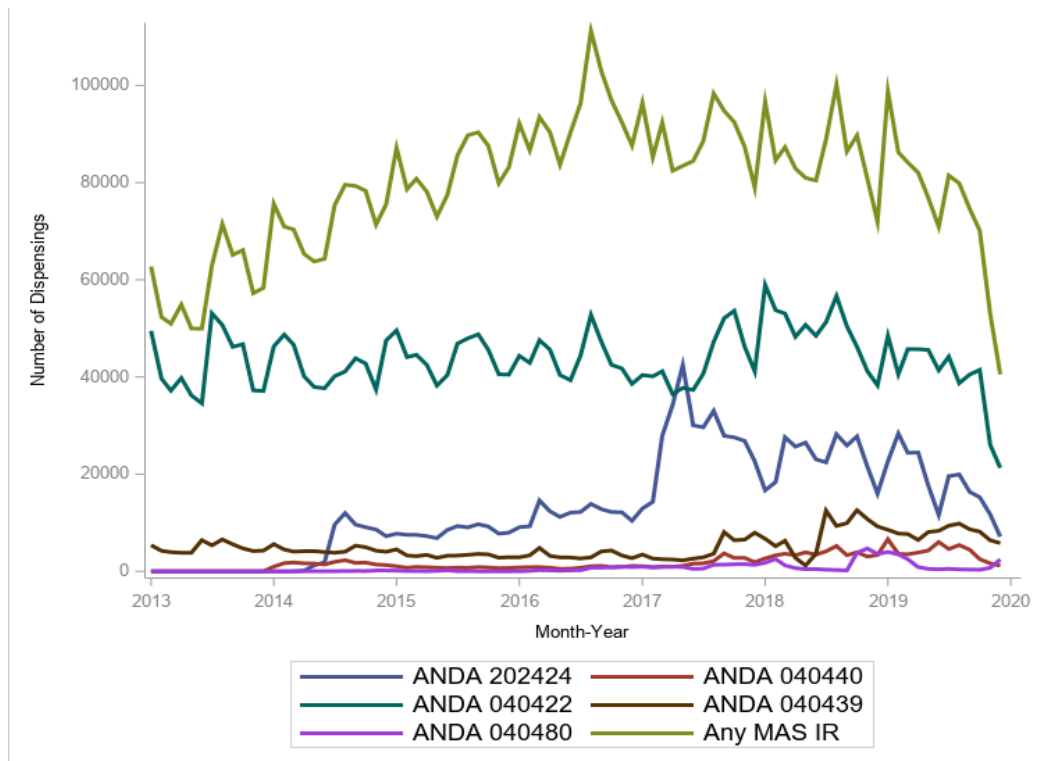


Figure 3. Survival Curve for Time to First Switch, in Days

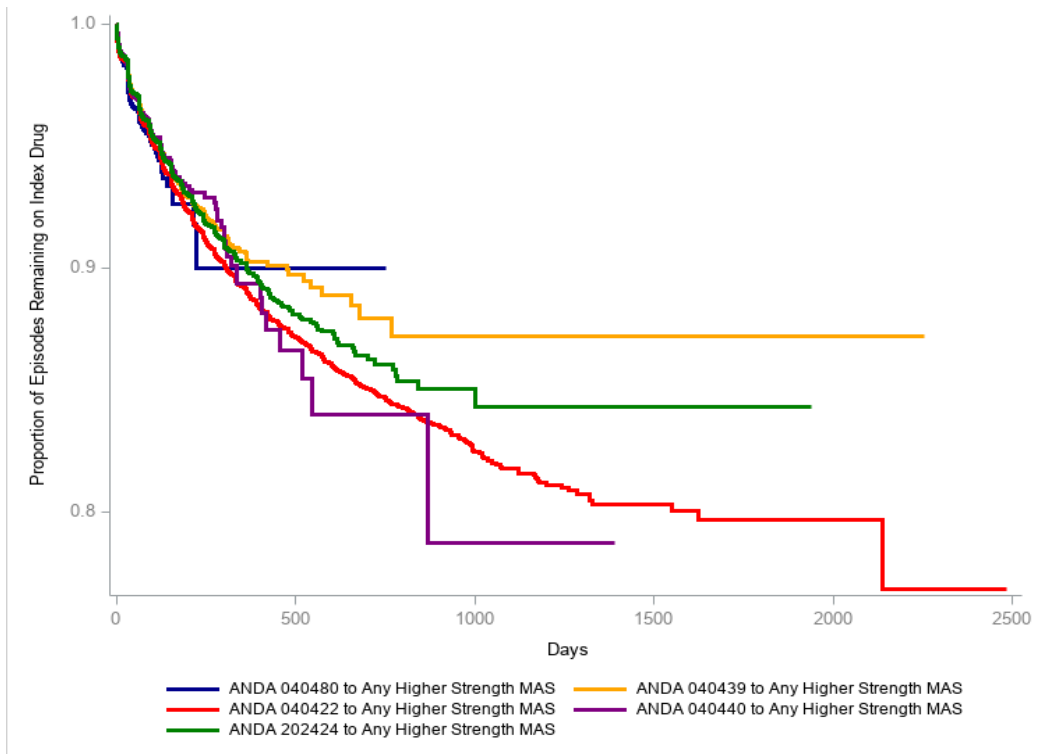


Figure 4. Survival Curve for Time to Censoring at First Switch Evaluation, in Days, by Censoring Reason (ANDA 202424 to Any Higher Strength MAS)

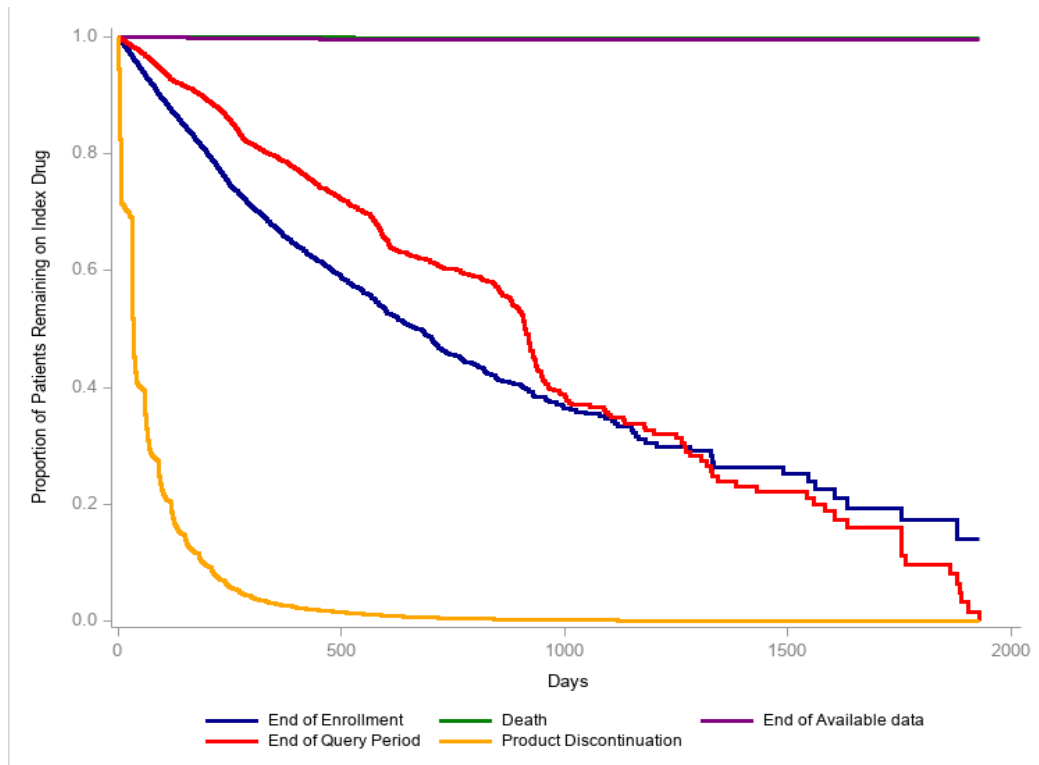


Figure 4. Survival Curve for Time to Censoring at First Switch Evaluation, in Days, by Censoring Reason (ANDA 040440 to Any Higher Strength MAS)

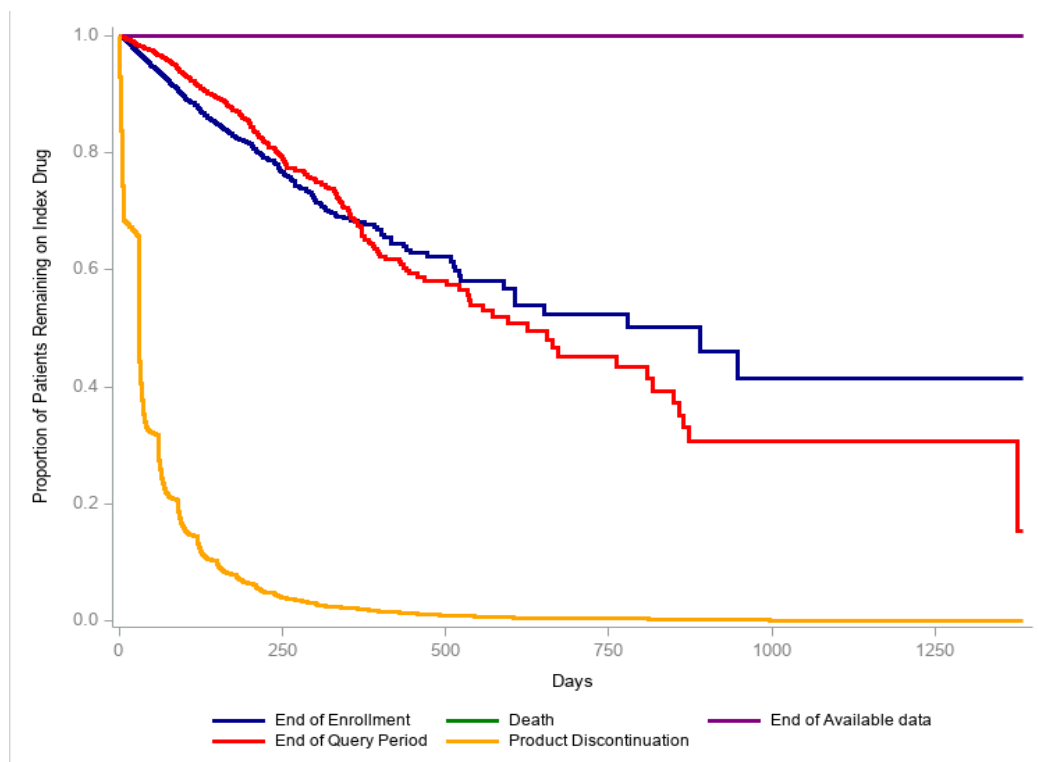


Figure 4. Survival Curve for Time to Censoring at First Switch Evaluation, in Days, by Censoring Reason (ANDA 040422 to Any Higher Strength MAS)

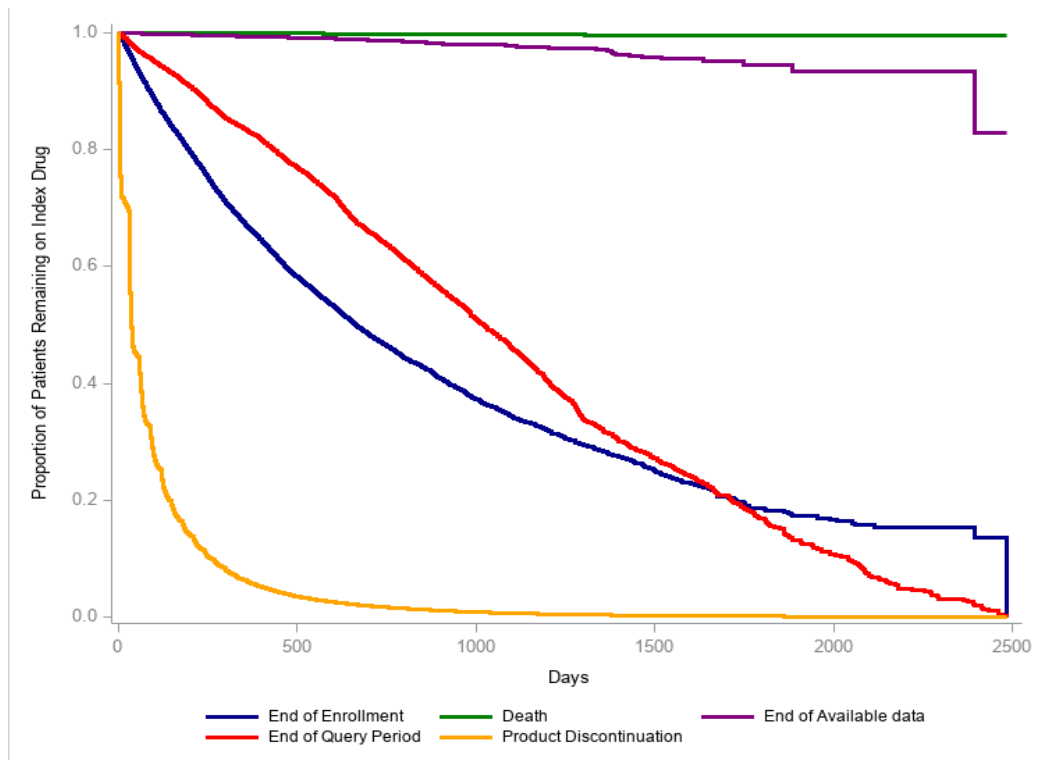


Figure 4. Survival Curve for Time to Censoring at First Switch Evaluation, in Days, by Censoring Reason (ANDA 040439 to Any Higher Strength MAS)

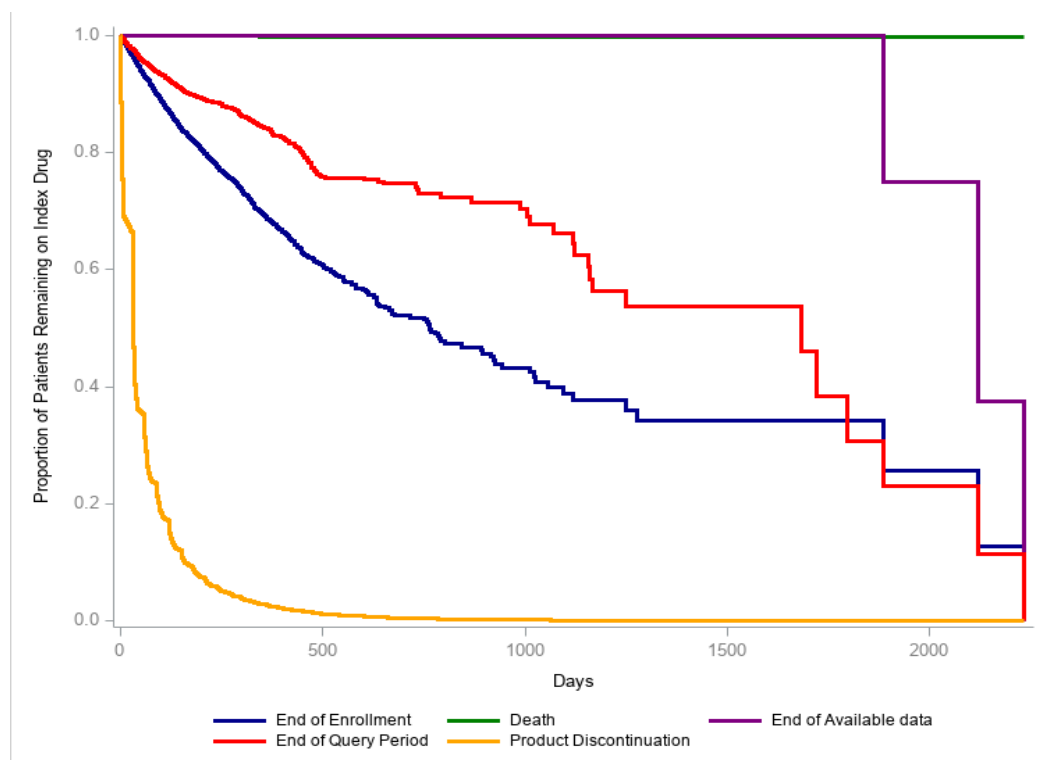


Figure 4. Survival Curve for Time to Censoring at First Switch Evaluation, in Days, by Censoring Reason (ANDA 040480 to Any Higher Strength MAS)

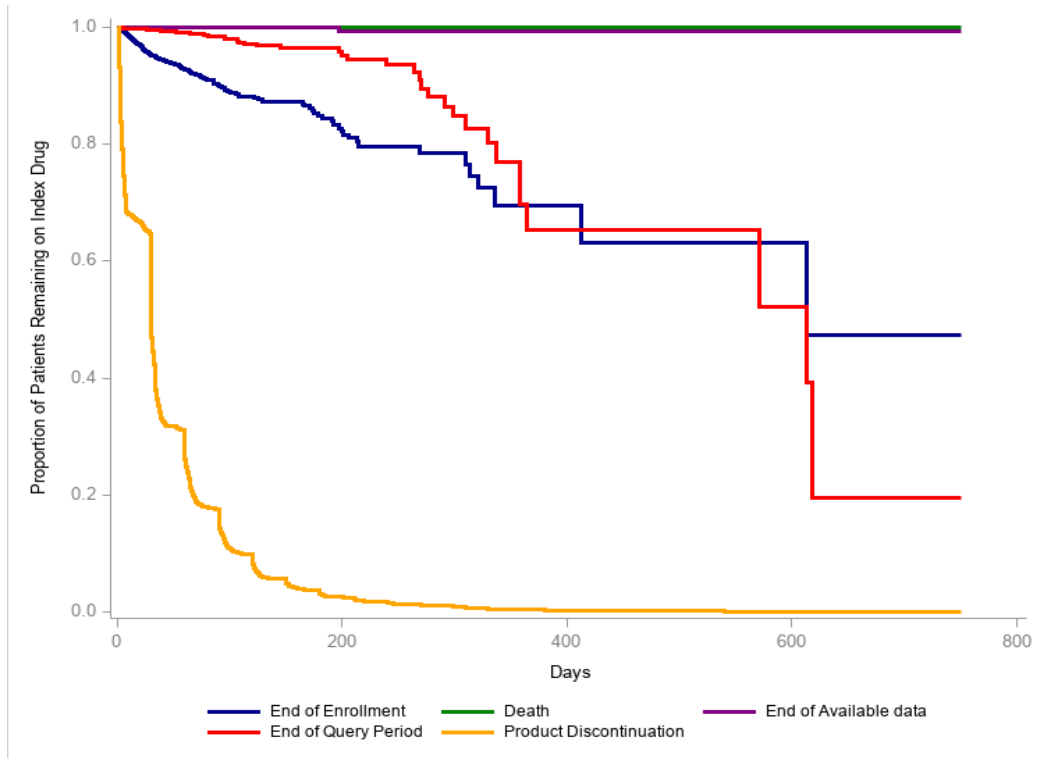


Figure 4. Survival Curve for Time to Censoring at First Switch Evaluation, in Days, by Censoring Reason (Any MAS to No Switch Assessment)

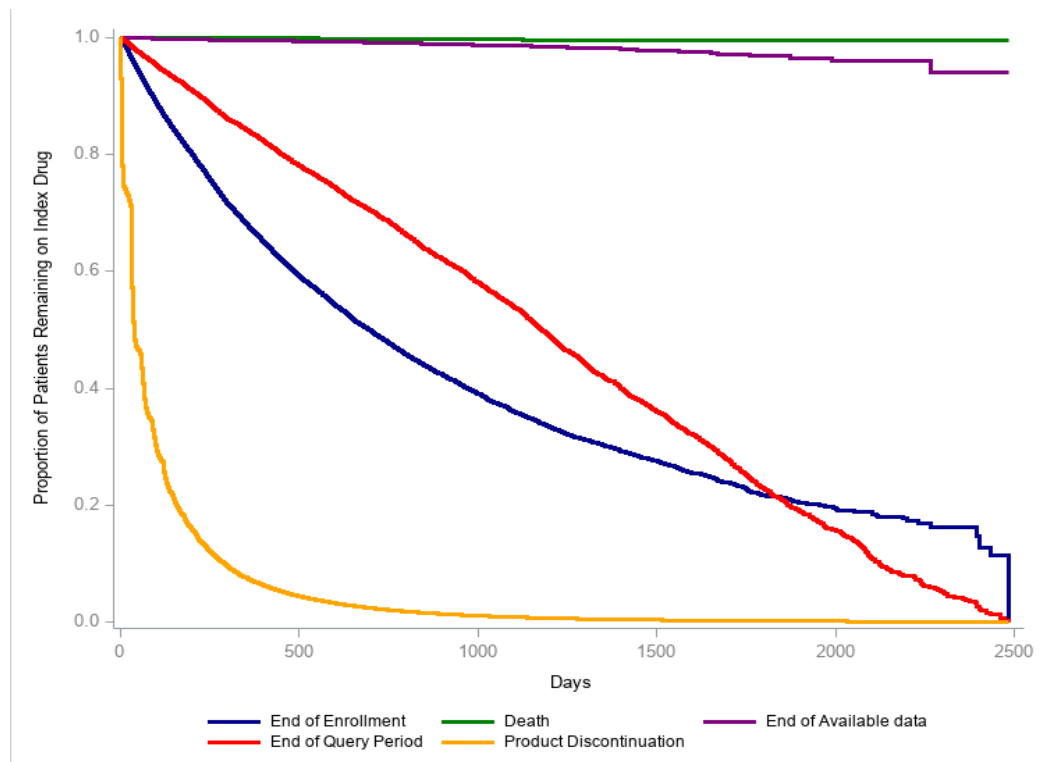
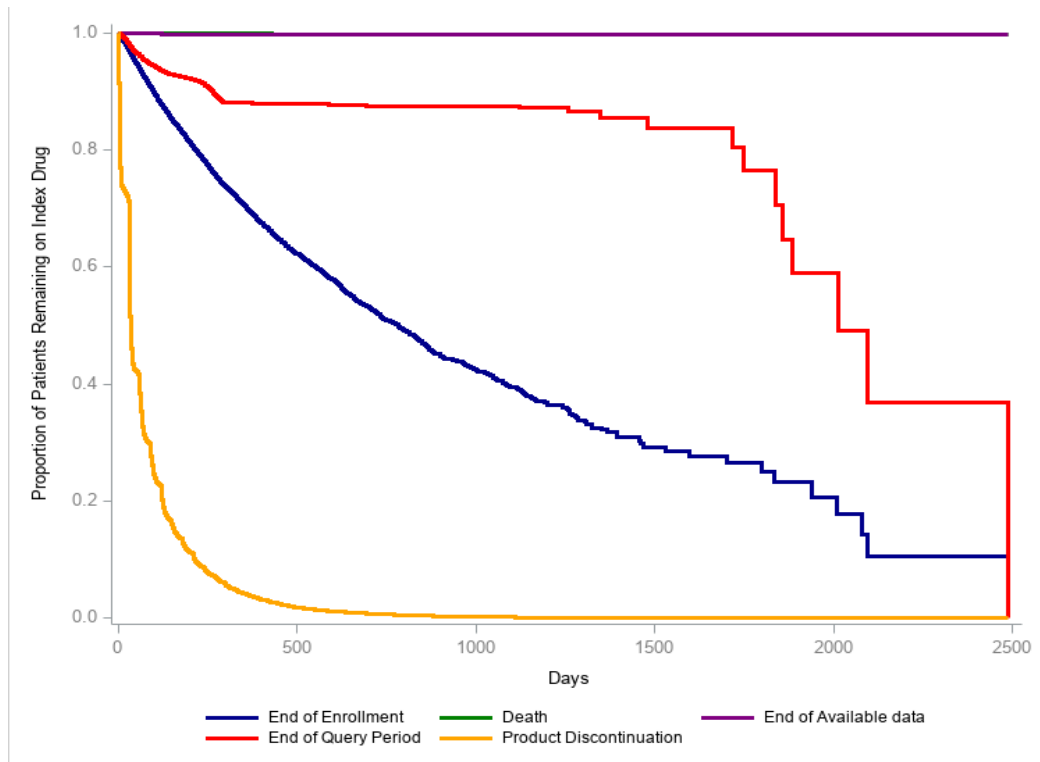


Figure 4. Survival Curve for Time to Censoring at First Switch Evaluation, in Days, by Censoring Reason (All MAS IR ANDAs except 202424, 040440, 040422, 040439 or 040480 to No Switch Assessment)



Appendix A. Dates of Available Data for Each Data Partner (DP) up to Request End Date (12/31/2019) as of Query Distribution Date

Data Partner (Masked)	Start Date¹	End Date¹
DP01	01/01/2008	12/31/2019
DP02	01/01/2008	12/31/2019
DP03	01/01/2007	12/31/2019
DP04	01/01/2000	12/31/2019
DP05	01/01/2006	12/31/2019

¹The start and end dates are based on the minimum and maximum dates within each DP. The month with the maximum date must have at least 80% of the number of records in the previous month

Appendix B. Computed Start Marketing Dates* for Each Cohort at Each Data Partner (DP)

Cohort	DP ID	Computed Start Date
ANDA 202424	DP01	04/11/2014
ANDA 202424	DP02	04/11/2014
ANDA 202424	DP03	04/14/2014
ANDA 202424	DP04	04/19/2014
ANDA 202424	DP05	04/16/2014
ANDA 040440	DP01	01/02/2014
ANDA 040440	DP02	12/30/2013
ANDA 040440	DP03	12/30/2013
ANDA 040440	DP04	01/08/2014
ANDA 040440	DP05	01/02/2014
ANDA 040422	DP01	01/01/2013
ANDA 040422	DP02	01/01/2013
ANDA 040422	DP03	01/01/2013
ANDA 040422	DP04	01/01/2013
ANDA 040422	DP05	01/01/2013
ANDA 040439	DP01	01/01/2013
ANDA 040439	DP02	01/01/2013
ANDA 040439	DP03	01/02/2013
ANDA 040439	DP04	01/02/2013
ANDA 040439	DP05	01/01/2013
ANDA 040480	DP01	03/24/2014
ANDA 040480	DP02	03/17/2014
ANDA 040480	DP03	03/20/2014
ANDA 040480	DP04	04/15/2014
ANDA 040480	DP05	03/20/2014
Any MAS IR	DP01	01/01/2013
Any MAS IR	DP02	01/01/2013
Any MAS IR	DP03	01/01/2013
Any MAS IR	DP04	01/01/2013
Any MAS IR	DP05	01/01/2013
All MAS IR ANDAs except 202424 040440 040422 040439 or 040480	DP01	01/01/2013
All MAS IR ANDAs except 202424 040440 040422 040439 or 040480	DP02	01/01/2013
All MAS IR ANDAs except 202424 040440 040422 040439 or 040480	DP03	01/01/2013
All MAS IR ANDAs except 202424 040440 040422 040439 or 040480	DP04	01/01/2013
All MAS IR ANDAs except 202424 040440 040422 040439 or 040480	DP05	01/01/2013
No Switch Assessment	DP01	
No Switch Assessment	DP02	
No Switch Assessment	DP03	
No Switch Assessment	DP04	
No Switch Assessment	DP05	

* Computed Start Marketing Date represents the first observed dispensing date among all valid users within each cohort within each Data Partner site.

Appendix C. List of Generic and Brand Names for Medical Products Used to Define Exposures in this Request

Generic Name	Brand Name
ANDA 202424	
dextroamphetamine sulf-saccharate/amphetamine sulf-aspartate	dextroamphetamine-amphetamine
ANDA 040440	
dextroamphetamine sulf-saccharate/amphetamine sulf-aspartate	dextroamphetamine-amphetamine
ANDA 040422	
dextroamphetamine sulf-saccharate/amphetamine sulf-aspartate	Adderall
dextroamphetamine sulf-saccharate/amphetamine sulf-aspartate	dextroamphetamine-amphetamine
ANDA 040439	
dextroamphetamine sulf-saccharate/amphetamine sulf-aspartate	dextroamphetamine-amphetamine
ANDA 040480	
dextroamphetamine sulf-saccharate/amphetamine sulf-aspartate	dextroamphetamine-amphetamine
ANDA 040444	
dextroamphetamine sulf-saccharate/amphetamine sulf-aspartate	dextroamphetamine-amphetamine
ANDA 040456	
dextroamphetamine sulf-saccharate/amphetamine sulf-aspartate	dextroamphetamine-amphetamine
ANDA 206340	
dextroamphetamine sulf-saccharate/amphetamine sulf-aspartate	dextroamphetamine-amphetamine
ANDA 206721	
dextroamphetamine sulf-saccharate/amphetamine sulf-aspartate	dextroamphetamine-amphetamine
ANDA 207340	
dextroamphetamine sulf-saccharate/amphetamine sulf-aspartate	dextroamphetamine-amphetamine
ANDA 207388	
dextroamphetamine sulf-saccharate/amphetamine sulf-aspartate	dextroamphetamine-amphetamine
ANDA 209799	
dextroamphetamine sulf-saccharate/amphetamine sulf-aspartate	dextroamphetamine-amphetamine
ANDA 211352	
dextroamphetamine sulf-saccharate/amphetamine sulf-aspartate	dextroamphetamine-amphetamine

Appendix D. List of International Classification of Diseases, Ninth Revision, Clinical Modification (ICD-9-CM) and International Classification of Diseases, Tenth Revision, Clinical Modification (ICD-10-CM) Diagnosis Codes Used to Define Inclusions in this Request

Code	Description	Code Category	Code Type
ADHD			
314.00	Attention deficit disorder of childhood without mention of hyperactivity	Diagnosis	ICD-09-CM
314.01	Attention deficit disorder of childhood with hyperactivity	Diagnosis	ICD-09-CM
314.1	Hyperkinesis of childhood with developmental delay	Diagnosis	ICD-09-CM
314.2	Hyperkinetic conduct disorder of childhood	Diagnosis	ICD-09-CM
314.8	Other specified manifestations of hyperkinetic syndrome of childhood	Diagnosis	ICD-09-CM
314.9	Unspecified hyperkinetic syndrome of childhood	Diagnosis	ICD-09-CM
F90.0	Attention-deficit hyperactivity disorder, predominantly inattentive type	Diagnosis	ICD-10-CM
F90.1	Attention-deficit hyperactivity disorder, predominantly hyperactive type	Diagnosis	ICD-10-CM
F90.2	Attention-deficit hyperactivity disorder, combined type	Diagnosis	ICD-10-CM
F90.8	Attention-deficit hyperactivity disorder, other type	Diagnosis	ICD-10-CM
F90.9	Attention-deficit hyperactivity disorder, unspecified type	Diagnosis	ICD-10-CM
Narcolepsy			
347	Cataplexy and narcolepsy	Diagnosis	ICD-09-CM
347.0	Narcolepsy	Diagnosis	ICD-09-CM
347.00	Narcolepsy, without cataplexy	Diagnosis	ICD-09-CM
347.01	Narcolepsy, with cataplexy	Diagnosis	ICD-09-CM
347.1	Narcolepsy in conditions classified elsewhere	Diagnosis	ICD-09-CM
347.10	Narcolepsy in conditions classified elsewhere, without cataplexy	Diagnosis	ICD-09-CM
347.11	Narcolepsy in conditions classified elsewhere, with cataplexy	Diagnosis	ICD-09-CM
G47.4	Narcolepsy and cataplexy	Diagnosis	ICD-10-CM
G47.41	Narcolepsy	Diagnosis	ICD-10-CM
G47.411	Narcolepsy with cataplexy	Diagnosis	ICD-10-CM
G47.419	Narcolepsy without cataplexy	Diagnosis	ICD-10-CM
G47.42	Narcolepsy in conditions classified elsewhere	Diagnosis	ICD-10-CM
G47.421	Narcolepsy in conditions classified elsewhere with cataplexy	Diagnosis	ICD-10-CM
G47.429	Narcolepsy in conditions classified elsewhere without cataplexy	Diagnosis	ICD-10-CM

Appendix E. List of International Classification of Diseases, Ninth Revision, Clinical Modification (ICD-9-CM) and International Classification of Diseases, Tenth Revision, Clinical Modification (ICD-10-CM) Diagnosis Codes Used to Define Baseline Characteristics in this Request

Code	Description	Code Category	Code Type
Anxiety Disorders			
293.84	Anxiety disorder in conditions classified elsewhere	Diagnosis	ICD-09-CM
300	Anxiety, dissociative and somatoform disorders	Diagnosis	ICD-09-CM
300.0	Anxiety states	Diagnosis	ICD-09-CM
300.00	Anxiety state, unspecified	Diagnosis	ICD-09-CM
300.01	Panic disorder without agoraphobia	Diagnosis	ICD-09-CM
300.02	Generalized anxiety disorder	Diagnosis	ICD-09-CM
300.09	Other anxiety states	Diagnosis	ICD-09-CM
300.10	Hysteria, unspecified	Diagnosis	ICD-09-CM
300.11	Conversion disorder	Diagnosis	ICD-09-CM
300.12	Dissociative amnesia	Diagnosis	ICD-09-CM
300.13	Dissociative fugue	Diagnosis	ICD-09-CM
300.14	Dissociative identity disorder	Diagnosis	ICD-09-CM
300.15	Dissociative disorder or reaction, unspecified	Diagnosis	ICD-09-CM
300.2	Phobic disorders	Diagnosis	ICD-09-CM
300.20	Phobia, unspecified	Diagnosis	ICD-09-CM
300.21	Agoraphobia with panic disorder	Diagnosis	ICD-09-CM
300.22	Agoraphobia without mention of panic attacks	Diagnosis	ICD-09-CM
300.23	Social phobia	Diagnosis	ICD-09-CM
300.29	Other isolated or specific phobias	Diagnosis	ICD-09-CM
300.3	Obsessive-compulsive disorders	Diagnosis	ICD-09-CM
300.6	Depersonalization disorder	Diagnosis	ICD-09-CM
300.7	Hypochondriasis	Diagnosis	ICD-09-CM
300.81	Somatization disorder	Diagnosis	ICD-09-CM
300.82	Undifferentiated somatoform disorder	Diagnosis	ICD-09-CM
300.89	Other somatoform disorders	Diagnosis	ICD-09-CM
309.24	Adjustment disorder with anxiety	Diagnosis	ICD-09-CM
309.81	Posttraumatic stress disorder	Diagnosis	ICD-09-CM
313.0	Overanxious disorder specific to childhood and adolescence	Diagnosis	ICD-09-CM
F06.4	Anxiety disorder due to known physiological condition	Diagnosis	ICD-10-CM
F40	Phobic anxiety disorders	Diagnosis	ICD-10-CM
F40.0	Agoraphobia	Diagnosis	ICD-10-CM
F40.00	Agoraphobia, unspecified	Diagnosis	ICD-10-CM
F40.01	Agoraphobia with panic disorder	Diagnosis	ICD-10-CM
F40.02	Agoraphobia without panic disorder	Diagnosis	ICD-10-CM
F40.1	Social phobias	Diagnosis	ICD-10-CM
F40.10	Social phobia, unspecified	Diagnosis	ICD-10-CM
F40.11	Social phobia, generalized	Diagnosis	ICD-10-CM
F40.2	Specific (isolated) phobias	Diagnosis	ICD-10-CM
F40.21	Animal type phobia	Diagnosis	ICD-10-CM
F40.210	Arachnophobia	Diagnosis	ICD-10-CM
F40.218	Other animal type phobia	Diagnosis	ICD-10-CM
F40.22	Natural environment type phobia	Diagnosis	ICD-10-CM
F40.220	Fear of thunderstorms	Diagnosis	ICD-10-CM
F40.228	Other natural environment type phobia	Diagnosis	ICD-10-CM
F40.23	Blood, injection, injury type phobia	Diagnosis	ICD-10-CM
F40.230	Fear of blood	Diagnosis	ICD-10-CM
F40.231	Fear of injections and transfusions	Diagnosis	ICD-10-CM
F40.232	Fear of other medical care	Diagnosis	ICD-10-CM
F40.233	Fear of injury	Diagnosis	ICD-10-CM

Appendix E. List of International Classification of Diseases, Ninth Revision, Clinical Modification (ICD-9-CM) and International Classification of Diseases, Tenth Revision, Clinical Modification (ICD-10-CM) Diagnosis Codes Used to Define Baseline Characteristics in this Request

Code	Description	Code Category	Code Type
F40.24	Situational type phobia	Diagnosis	ICD-10-CM
F40.240	Claustrophobia	Diagnosis	ICD-10-CM
F40.241	Acrophobia	Diagnosis	ICD-10-CM
F40.242	Fear of bridges	Diagnosis	ICD-10-CM
F40.243	Fear of flying	Diagnosis	ICD-10-CM
F40.248	Other situational type phobia	Diagnosis	ICD-10-CM
F40.29	Other specified phobia	Diagnosis	ICD-10-CM
F40.290	Androphobia	Diagnosis	ICD-10-CM
F40.291	Gynephobia	Diagnosis	ICD-10-CM
F40.298	Other specified phobia	Diagnosis	ICD-10-CM
F40.8	Other phobic anxiety disorders	Diagnosis	ICD-10-CM
F40.9	Phobic anxiety disorder, unspecified	Diagnosis	ICD-10-CM
F41	Other anxiety disorders	Diagnosis	ICD-10-CM
F41.0	Panic disorder [episodic paroxysmal anxiety]	Diagnosis	ICD-10-CM
F41.1	Generalized anxiety disorder	Diagnosis	ICD-10-CM
F41.3	Other mixed anxiety disorders	Diagnosis	ICD-10-CM
F41.8	Other specified anxiety disorders	Diagnosis	ICD-10-CM
F41.9	Anxiety disorder, unspecified	Diagnosis	ICD-10-CM
F42	Obsessive-compulsive disorder	Diagnosis	ICD-10-CM
F42.4	Excoriation (skin-picking) disorder	Diagnosis	ICD-10-CM
F42.8	Other obsessive-compulsive disorder	Diagnosis	ICD-10-CM
F42.9	Obsessive-compulsive disorder, unspecified	Diagnosis	ICD-10-CM
F43.0	Acute stress reaction	Diagnosis	ICD-10-CM
F43.1	Post-traumatic stress disorder (PTSD)	Diagnosis	ICD-10-CM
F43.10	Post-traumatic stress disorder, unspecified	Diagnosis	ICD-10-CM
F43.11	Post-traumatic stress disorder, acute	Diagnosis	ICD-10-CM
F43.12	Post-traumatic stress disorder, chronic	Diagnosis	ICD-10-CM
F44.9	Dissociative and conversion disorder, unspecified	Diagnosis	ICD-10-CM
F45.8	Other somatoform disorders	Diagnosis	ICD-10-CM
F48.8	Other specified nonpsychotic mental disorders	Diagnosis	ICD-10-CM
F93.0	Separation anxiety disorder of childhood	Diagnosis	ICD-10-CM
Mood Disorders			
293.83	Mood disorder in conditions classified elsewhere	Diagnosis	ICD-09-CM
296.0	Bipolar I disorder, single manic episode	Diagnosis	ICD-09-CM
296.00	Bipolar I disorder, single manic episode, unspecified	Diagnosis	ICD-09-CM
296.01	Bipolar I disorder, single manic episode, mild	Diagnosis	ICD-09-CM
296.02	Bipolar I disorder, single manic episode, moderate	Diagnosis	ICD-09-CM
296.03	Bipolar I disorder, single manic episode, severe, without mention of psychotic behavior	Diagnosis	ICD-09-CM
296.04	Bipolar I disorder, single manic episode, severe, specified as with psychotic behavior	Diagnosis	ICD-09-CM
296.05	Bipolar I disorder, single manic episode, in partial or unspecified remission	Diagnosis	ICD-09-CM
296.06	Bipolar I disorder, single manic episode, in full remission	Diagnosis	ICD-09-CM
296.1	Manic disorder, recurrent episode	Diagnosis	ICD-09-CM
296.10	Manic disorder, recurrent episode, unspecified	Diagnosis	ICD-09-CM
296.11	Manic disorder, recurrent episode, mild	Diagnosis	ICD-09-CM
296.12	Manic disorder, recurrent episode, moderate	Diagnosis	ICD-09-CM
296.13	Manic disorder, recurrent episode, severe, without mention of psychotic behavior	Diagnosis	ICD-09-CM
296.14	Manic disorder, recurrent episode, severe, specified as with psychotic behavior	Diagnosis	ICD-09-CM

Appendix E. List of International Classification of Diseases, Ninth Revision, Clinical Modification (ICD-9-CM) and International Classification of Diseases, Tenth Revision, Clinical Modification (ICD-10-CM) Diagnosis Codes Used to Define Baseline Characteristics in this Request

Code	Description	Code Category	Code Type
296.15	Manic disorder, recurrent episode, in partial or unspecified remission	Diagnosis	ICD-09-CM
296.16	Manic disorder, recurrent episode, in full remission	Diagnosis	ICD-09-CM
296.2	Major depressive disorder, single episode	Diagnosis	ICD-09-CM
296.20	Major depressive disorder, single episode, unspecified	Diagnosis	ICD-09-CM
296.21	Major depressive disorder, single episode, mild	Diagnosis	ICD-09-CM
296.22	Major depressive disorder, single episode, moderate	Diagnosis	ICD-09-CM
296.23	Major depressive disorder, single episode, severe, without mention of psychotic behavior	Diagnosis	ICD-09-CM
296.24	Major depressive disorder, single episode, severe, specified as with psychotic behavior	Diagnosis	ICD-09-CM
296.25	Major depressive disorder, single episode, in partial or unspecified remission	Diagnosis	ICD-09-CM
296.26	Major depressive disorder, single episode in full remission	Diagnosis	ICD-09-CM
296.30	Major depressive disorder, recurrent episode, unspecified	Diagnosis	ICD-09-CM
296.31	Major depressive disorder, recurrent episode, mild	Diagnosis	ICD-09-CM
296.32	Major depressive disorder, recurrent episode, moderate	Diagnosis	ICD-09-CM
296.33	Major depressive disorder, recurrent episode, severe, without mention of psychotic behavior	Diagnosis	ICD-09-CM
296.34	Major depressive disorder, recurrent episode, severe, specified as with psychotic behavior	Diagnosis	ICD-09-CM
296.35	Major depressive disorder, recurrent episode, in partial or unspecified remission	Diagnosis	ICD-09-CM
296.36	Major depressive disorder, recurrent episode, in full remission	Diagnosis	ICD-09-CM
296.4	Bipolar I disorder, most recent episode (or current) manic	Diagnosis	ICD-09-CM
296.40	Bipolar I disorder, most recent episode (or current) manic, unspecified	Diagnosis	ICD-09-CM
296.41	Bipolar I disorder, most recent episode (or current) manic, mild	Diagnosis	ICD-09-CM
296.42	Bipolar I disorder, most recent episode (or current) manic, moderate	Diagnosis	ICD-09-CM
296.43	Bipolar I disorder, most recent episode (or current) manic, severe, without mention of psychotic behavior	Diagnosis	ICD-09-CM
296.44	Bipolar I disorder, most recent episode (or current) manic, severe, specified as with psychotic behavior	Diagnosis	ICD-09-CM
296.45	Bipolar I disorder, most recent episode (or current) manic, in partial or unspecified remission	Diagnosis	ICD-09-CM
296.46	Bipolar I disorder, most recent episode (or current) manic, in full remission	Diagnosis	ICD-09-CM
296.5	Bipolar I disorder, most recent episode (or current), depressed	Diagnosis	ICD-09-CM
296.50	Bipolar I disorder, most recent episode (or current) depressed, unspecified	Diagnosis	ICD-09-CM
296.51	Bipolar I disorder, most recent episode (or current) depressed, mild	Diagnosis	ICD-09-CM
296.52	Bipolar I disorder, most recent episode (or current) depressed, moderate	Diagnosis	ICD-09-CM
296.53	Bipolar I disorder, most recent episode (or current) depressed, severe, without mention of psychotic behavior	Diagnosis	ICD-09-CM
296.54	Bipolar I disorder, most recent episode (or current) depressed, severe, specified as with psychotic behavior	Diagnosis	ICD-09-CM
296.55	Bipolar I disorder, most recent episode (or current) depressed, in partial or unspecified remission	Diagnosis	ICD-09-CM
296.56	Bipolar I disorder, most recent episode (or current) depressed, in full remission	Diagnosis	ICD-09-CM
296.6	Bipolar I disorder, most recent episode (or current), mixed	Diagnosis	ICD-09-CM
296.60	Bipolar I disorder, most recent episode (or current) mixed, unspecified	Diagnosis	ICD-09-CM
296.61	Bipolar I disorder, most recent episode (or current) mixed, mild	Diagnosis	ICD-09-CM
296.62	Bipolar I disorder, most recent episode (or current) mixed, moderate	Diagnosis	ICD-09-CM
296.63	Bipolar I disorder, most recent episode (or current) mixed, severe, without mention of psychotic behavior	Diagnosis	ICD-09-CM

Appendix E. List of International Classification of Diseases, Ninth Revision, Clinical Modification (ICD-9-CM) and International Classification of Diseases, Tenth Revision, Clinical Modification (ICD-10-CM) Diagnosis Codes Used to Define Baseline Characteristics in this Request

Code	Description	Code Category	Code Type
296.64	Bipolar I disorder, most recent episode (or current) mixed, severe, specified as with psychotic behavior	Diagnosis	ICD-09-CM
296.65	Bipolar I disorder, most recent episode (or current) mixed, in partial or unspecified remission	Diagnosis	ICD-09-CM
296.66	Bipolar I disorder, most recent episode (or current) mixed, in full remission	Diagnosis	ICD-09-CM
296.7	Bipolar I disorder, most recent episode (or current) unspecified	Diagnosis	ICD-09-CM
296.8	Other and unspecified bipolar disorders	Diagnosis	ICD-09-CM
296.80	Bipolar disorder, unspecified	Diagnosis	ICD-09-CM
296.81	Atypical manic disorder	Diagnosis	ICD-09-CM
296.82	Atypical depressive disorder	Diagnosis	ICD-09-CM
296.89	Other and unspecified bipolar disorders	Diagnosis	ICD-09-CM
296.90	Unspecified episodic mood disorder	Diagnosis	ICD-09-CM
296.99	Other specified episodic mood disorder	Diagnosis	ICD-09-CM
300.4	Dysthymic disorder	Diagnosis	ICD-09-CM
309.0	Adjustment disorder with depressed mood	Diagnosis	ICD-09-CM
309.1	Prolonged depressive reaction as adjustment reaction	Diagnosis	ICD-09-CM
309.28	Adjustment disorder with mixed anxiety and depressed mood	Diagnosis	ICD-09-CM
311	Depressive disorder, not elsewhere classified	Diagnosis	ICD-09-CM
F06.3	Mood disorder due to known physiological condition	Diagnosis	ICD-10-CM
F06.30	Mood disorder due to known physiological condition, unspecified	Diagnosis	ICD-10-CM
F06.31	Mood disorder due to known physiological condition with depressive features	Diagnosis	ICD-10-CM
F06.32	Mood disorder due to known physiological condition with major depressive-like episode	Diagnosis	ICD-10-CM
F06.33	Mood disorder due to known physiological condition with manic features	Diagnosis	ICD-10-CM
F06.34	Mood disorder due to known physiological condition with mixed features	Diagnosis	ICD-10-CM
F30	Manic episode	Diagnosis	ICD-10-CM
F30.1	Manic episode without psychotic symptoms	Diagnosis	ICD-10-CM
F30.10	Manic episode without psychotic symptoms, unspecified	Diagnosis	ICD-10-CM
F30.11	Manic episode without psychotic symptoms, mild	Diagnosis	ICD-10-CM
F30.12	Manic episode without psychotic symptoms, moderate	Diagnosis	ICD-10-CM
F30.13	Manic episode, severe, without psychotic symptoms	Diagnosis	ICD-10-CM
F30.2	Manic episode, severe with psychotic symptoms	Diagnosis	ICD-10-CM
F30.3	Manic episode in partial remission	Diagnosis	ICD-10-CM
F30.4	Manic episode in full remission	Diagnosis	ICD-10-CM
F30.8	Other manic episodes	Diagnosis	ICD-10-CM
F30.9	Manic episode, unspecified	Diagnosis	ICD-10-CM
F31	Bipolar disorder	Diagnosis	ICD-10-CM
F31.0	Bipolar disorder, current episode hypomanic	Diagnosis	ICD-10-CM
F31.1	Bipolar disorder, current episode manic without psychotic features	Diagnosis	ICD-10-CM
F31.10	Bipolar disorder, current episode manic without psychotic features, unspecified	Diagnosis	ICD-10-CM
F31.11	Bipolar disorder, current episode manic without psychotic features, mild	Diagnosis	ICD-10-CM
F31.12	Bipolar disorder, current episode manic without psychotic features, moderate	Diagnosis	ICD-10-CM
F31.13	Bipolar disorder, current episode manic without psychotic features, severe	Diagnosis	ICD-10-CM
F31.2	Bipolar disorder, current episode manic severe with psychotic features	Diagnosis	ICD-10-CM
F31.3	Bipolar disorder, current episode depressed, mild or moderate severity	Diagnosis	ICD-10-CM
F31.30	Bipolar disorder, current episode depressed, mild or moderate severity, unspecified	Diagnosis	ICD-10-CM
F31.31	Bipolar disorder, current episode depressed, mild	Diagnosis	ICD-10-CM
F31.32	Bipolar disorder, current episode depressed, moderate	Diagnosis	ICD-10-CM
F31.4	Bipolar disorder, current episode depressed, severe, without psychotic features	Diagnosis	ICD-10-CM

Appendix E. List of International Classification of Diseases, Ninth Revision, Clinical Modification (ICD-9-CM) and International Classification of Diseases, Tenth Revision, Clinical Modification (ICD-10-CM) Diagnosis Codes Used to Define Baseline Characteristics in this Request

Code	Description	Code Category	Code Type
F31.5	Bipolar disorder, current episode depressed, severe, with psychotic features	Diagnosis	ICD-10-CM
F31.6	Bipolar disorder, current episode mixed	Diagnosis	ICD-10-CM
F31.60	Bipolar disorder, current episode mixed, unspecified	Diagnosis	ICD-10-CM
F31.61	Bipolar disorder, current episode mixed, mild	Diagnosis	ICD-10-CM
F31.62	Bipolar disorder, current episode mixed, moderate	Diagnosis	ICD-10-CM
F31.63	Bipolar disorder, current episode mixed, severe, without psychotic features	Diagnosis	ICD-10-CM
F31.64	Bipolar disorder, current episode mixed, severe, with psychotic features	Diagnosis	ICD-10-CM
F31.7	Bipolar disorder, currently in remission	Diagnosis	ICD-10-CM
F31.70	Bipolar disorder, currently in remission, most recent episode unspecified	Diagnosis	ICD-10-CM
F31.71	Bipolar disorder, in partial remission, most recent episode hypomanic	Diagnosis	ICD-10-CM
F31.72	Bipolar disorder, in full remission, most recent episode hypomanic	Diagnosis	ICD-10-CM
F31.73	Bipolar disorder, in partial remission, most recent episode manic	Diagnosis	ICD-10-CM
F31.74	Bipolar disorder, in full remission, most recent episode manic	Diagnosis	ICD-10-CM
F31.75	Bipolar disorder, in partial remission, most recent episode depressed	Diagnosis	ICD-10-CM
F31.76	Bipolar disorder, in full remission, most recent episode depressed	Diagnosis	ICD-10-CM
F31.77	Bipolar disorder, in partial remission, most recent episode mixed	Diagnosis	ICD-10-CM
F31.78	Bipolar disorder, in full remission, most recent episode mixed	Diagnosis	ICD-10-CM
F31.8	Other bipolar disorders	Diagnosis	ICD-10-CM
F31.81	Bipolar II disorder	Diagnosis	ICD-10-CM
F31.89	Other bipolar disorder	Diagnosis	ICD-10-CM
F31.9	Bipolar disorder, unspecified	Diagnosis	ICD-10-CM
F32	Major depressive disorder, single episode	Diagnosis	ICD-10-CM
F32.0	Major depressive disorder, single episode, mild	Diagnosis	ICD-10-CM
F32.1	Major depressive disorder, single episode, moderate	Diagnosis	ICD-10-CM
F32.2	Major depressive disorder, single episode, severe without psychotic features	Diagnosis	ICD-10-CM
F32.3	Major depressive disorder, single episode, severe with psychotic features	Diagnosis	ICD-10-CM
F32.4	Major depressive disorder, single episode, in partial remission	Diagnosis	ICD-10-CM
F32.5	Major depressive disorder, single episode, in full remission	Diagnosis	ICD-10-CM
F32.8	Other depressive episodes	Diagnosis	ICD-10-CM
F32.81	Premenstrual dysphoric disorder	Diagnosis	ICD-10-CM
F32.89	Other specified depressive episodes	Diagnosis	ICD-10-CM
F32.9	Major depressive disorder, single episode, unspecified	Diagnosis	ICD-10-CM
F33	Major depressive disorder, recurrent	Diagnosis	ICD-10-CM
F33.0	Major depressive disorder, recurrent, mild	Diagnosis	ICD-10-CM
F33.1	Major depressive disorder, recurrent, moderate	Diagnosis	ICD-10-CM
F33.2	Major depressive disorder, recurrent severe without psychotic features	Diagnosis	ICD-10-CM
F33.3	Major depressive disorder, recurrent, severe with psychotic symptoms	Diagnosis	ICD-10-CM
F33.4	Major depressive disorder, recurrent, in remission	Diagnosis	ICD-10-CM
F33.40	Major depressive disorder, recurrent, in remission, unspecified	Diagnosis	ICD-10-CM
F33.41	Major depressive disorder, recurrent, in partial remission	Diagnosis	ICD-10-CM
F33.42	Major depressive disorder, recurrent, in full remission	Diagnosis	ICD-10-CM
F33.8	Other recurrent depressive disorders	Diagnosis	ICD-10-CM
F33.9	Major depressive disorder, recurrent, unspecified	Diagnosis	ICD-10-CM
F34	Persistent mood [affective] disorders	Diagnosis	ICD-10-CM
F34.0	Cyclothymic disorder	Diagnosis	ICD-10-CM
F34.1	Dysthymic disorder	Diagnosis	ICD-10-CM
F34.8	Other persistent mood [affective] disorders	Diagnosis	ICD-10-CM
F34.81	Disruptive mood dysregulation disorder	Diagnosis	ICD-10-CM
F34.89	Other specified persistent mood disorders	Diagnosis	ICD-10-CM
F34.9	Persistent mood [affective] disorder, unspecified	Diagnosis	ICD-10-CM

Appendix E. List of International Classification of Diseases, Ninth Revision, Clinical Modification (ICD-9-CM) and International Classification of Diseases, Tenth Revision, Clinical Modification (ICD-10-CM) Diagnosis Codes Used to Define Baseline Characteristics in this Request

Code	Description	Code Category	Code Type
F39	Unspecified mood [affective] disorder	Diagnosis	ICD-10-CM
F43.21	Adjustment disorder with depressed mood	Diagnosis	ICD-10-CM
F43.23	Adjustment disorder with mixed anxiety and depressed mood	Diagnosis	ICD-10-CM
Nicotine Use (including tobacco)			
305.1	Nondependent tobacco use disorder	Diagnosis	ICD-09-CM
649.0	Tobacco use disorder complicating pregnancy, childbirth, or the puerperium	Diagnosis	ICD-09-CM
649.00	Tobacco use disorder complicating pregnancy, childbirth, or the puerperium, unspecified as to episode of care or not applicable	Diagnosis	ICD-09-CM
649.01	Tobacco use disorder complicating pregnancy, childbirth, or the puerperium, delivered, with or without mention of antepartum condition	Diagnosis	ICD-09-CM
649.02	Tobacco use disorder complicating pregnancy, childbirth, or the puerperium, delivered, with mention of postpartum complication	Diagnosis	ICD-09-CM
649.03	Tobacco use disorder complicating pregnancy, childbirth, or the puerperium, antepartum condition or complication	Diagnosis	ICD-09-CM
649.04	Tobacco use disorder complicating pregnancy, childbirth, or the puerperium, postpartum condition or complication	Diagnosis	ICD-09-CM
989.84	Toxic effect of tobacco	Diagnosis	ICD-09-CM
99406	Smoking and tobacco use cessation counseling visit; intermediate, greater than 3 minutes up to 10 minutes	Procedure	C4
99407	Smoking and tobacco use cessation counseling visit; intensive, greater than 10 minutes	Procedure	C4
C9801	Smoking and tobacco cessation counseling visit for the asymptomatic patient; intermediate, greater than 3 minutes, up to 10 minutes	Procedure	HC
C9802	Smoking and tobacco cessation counseling visit for the asymptomatic patient; intensive, greater than 10 minutes	Procedure	HC
D1320	tobacco counseling for the control and prevention of oral disease	Procedure	HC
F17	Nicotine dependence	Diagnosis	ICD-10-CM
F17.2	Nicotine dependence	Diagnosis	ICD-10-CM
F17.20	Nicotine dependence, unspecified	Diagnosis	ICD-10-CM
F17.200	Nicotine dependence, unspecified, uncomplicated	Diagnosis	ICD-10-CM
F17.201	Nicotine dependence, unspecified, in remission	Diagnosis	ICD-10-CM
F17.203	Nicotine dependence, unspecified, with withdrawal	Diagnosis	ICD-10-CM
F17.208	Nicotine dependence, unspecified, with other nicotine-induced disorders	Diagnosis	ICD-10-CM
F17.209	Nicotine dependence, unspecified, with unspecified nicotine-induced disorders	Diagnosis	ICD-10-CM
F17.21	Nicotine dependence, cigarettes	Diagnosis	ICD-10-CM
F17.210	Nicotine dependence, cigarettes, uncomplicated	Diagnosis	ICD-10-CM
F17.211	Nicotine dependence, cigarettes, in remission	Diagnosis	ICD-10-CM
F17.213	Nicotine dependence, cigarettes, with withdrawal	Diagnosis	ICD-10-CM
F17.218	Nicotine dependence, cigarettes, with other nicotine-induced disorders	Diagnosis	ICD-10-CM
F17.219	Nicotine dependence, cigarettes, with unspecified nicotine-induced disorders	Diagnosis	ICD-10-CM
F17.22	Nicotine dependence, chewing tobacco	Diagnosis	ICD-10-CM
F17.220	Nicotine dependence, chewing tobacco, uncomplicated	Diagnosis	ICD-10-CM
F17.221	Nicotine dependence, chewing tobacco, in remission	Diagnosis	ICD-10-CM
F17.223	Nicotine dependence, chewing tobacco, with withdrawal	Diagnosis	ICD-10-CM
F17.228	Nicotine dependence, chewing tobacco, with other nicotine-induced disorders	Diagnosis	ICD-10-CM
F17.229	Nicotine dependence, chewing tobacco, with unspecified nicotine-induced disorders	Diagnosis	ICD-10-CM
F17.29	Nicotine dependence, other tobacco product	Diagnosis	ICD-10-CM
F17.290	Nicotine dependence, other tobacco product, uncomplicated	Diagnosis	ICD-10-CM
F17.291	Nicotine dependence, other tobacco product, in remission	Diagnosis	ICD-10-CM

Appendix E. List of International Classification of Diseases, Ninth Revision, Clinical Modification (ICD-9-CM) and International Classification of Diseases, Tenth Revision, Clinical Modification (ICD-10-CM) Diagnosis Codes Used to Define Baseline Characteristics in this Request

Code	Description	Code Category	Code Type
F17.293	Nicotine dependence, other tobacco product, with withdrawal	Diagnosis	ICD-10-CM
F17.298	Nicotine dependence, other tobacco product, with other nicotine-induced disorders	Diagnosis	ICD-10-CM
F17.299	Nicotine dependence, other tobacco product, with unspecified nicotine-induced disorders	Diagnosis	ICD-10-CM
G0375	Smoking and tobacco use cessation counseling visit; intermediate, greater than 3 minutes up to 10 minutes	Procedure	HC
G0376	Smoking and tobacco use cessation counseling visit; intensive, greater than 10 minutes	Procedure	HC
G0436	Smoking and tobacco cessation counseling visit for the asymptomatic patient; intermediate, greater than 3 minutes, up to 10 minutes	Procedure	HC
G0437	Smoking and tobacco cessation counseling visit for the asymptomatic patient; intensive, greater than 10 minutes	Procedure	HC
G8093	Newly diagnosed chronic obstructive pulmonary disease (COPD) patient documented to have received smoking cessation intervention, within 3 months of diagnosis	Procedure	HC
G8094	Newly diagnosed chronic obstructive pulmonary disease (COPD) patient not documented to have received smoking cessation intervention, within 3 months of diagnosis	Procedure	HC
G8402	Tobacco (smoke) use cessation intervention, counseling	Procedure	HC
G8403	Tobacco (smoke) use cessation intervention not counseled	Procedure	HC
G8453	Tobacco use cessation intervention, counseling	Procedure	HC
G8454	Tobacco use cessation intervention not counseled, reason not specified	Procedure	HC
G8455	Current tobacco smoker	Procedure	HC
G8456	Current smokeless tobacco user	Procedure	HC
G8688	Currently a smokeless tobacco user (e.g., chew, snuff) and no exposure to secondhand smoke	Procedure	HC
G8690	Current tobacco smoker or current exposure to secondhand smoke	Procedure	HC
G8692	Current smokeless tobacco user (e.g., chew, snuff) and no exposure to secondhand smoke	Procedure	HC
G9016	Smoking cessation counseling, individual, in the absence of or in addition to any other evaluation and management service, per session (6-10 minutes) [demo project code only]	Procedure	HC
G9276	Documentation that patient is a current tobacco user	Procedure	HC
G9458	Patient documented as tobacco user and received tobacco cessation intervention (must include at least one of the following: advice given to quit smoking or tobacco use, counseling on the benefits of quitting smoking or tobacco use, assistance with or referral to external smoking or tobacco cessation support programs, or current enrollment in smoking or tobacco use cessation program) if identified as a tobacco user	Procedure	HC
O99.330	Smoking (tobacco) complicating pregnancy, unspecified trimester	Diagnosis	ICD-10-CM
O99.331	Smoking (tobacco) complicating pregnancy, first trimester	Diagnosis	ICD-10-CM
O99.332	Smoking (tobacco) complicating pregnancy, second trimester	Diagnosis	ICD-10-CM
O99.333	Smoking (tobacco) complicating pregnancy, third trimester	Diagnosis	ICD-10-CM
O99.334	Smoking (tobacco) complicating childbirth	Diagnosis	ICD-10-CM
O99.335	Smoking (tobacco) complicating the puerperium	Diagnosis	ICD-10-CM
T65.211	Toxic effect of chewing tobacco, accidental (unintentional)	Diagnosis	ICD-10-CM
T65.211A	Toxic effect of chewing tobacco, accidental (unintentional), initial encounter	Diagnosis	ICD-10-CM
T65.212	Toxic effect of chewing tobacco, intentional self-harm	Diagnosis	ICD-10-CM
T65.212A	Toxic effect of chewing tobacco, intentional self-harm, initial encounter	Diagnosis	ICD-10-CM

Appendix E. List of International Classification of Diseases, Ninth Revision, Clinical Modification (ICD-9-CM) and International Classification of Diseases, Tenth Revision, Clinical Modification (ICD-10-CM) Diagnosis Codes Used to Define Baseline Characteristics in this Request

Code	Description	Code Category	Code Type
T65.213	Toxic effect of chewing tobacco, assault	Diagnosis	ICD-10-CM
T65.213A	Toxic effect of chewing tobacco, assault, initial encounter	Diagnosis	ICD-10-CM
T65.214	Toxic effect of chewing tobacco, undetermined	Diagnosis	ICD-10-CM
T65.214A	Toxic effect of chewing tobacco, undetermined, initial encounter	Diagnosis	ICD-10-CM
T65.221	Toxic effect of tobacco cigarettes, accidental (unintentional)	Diagnosis	ICD-10-CM
T65.221A	Toxic effect of tobacco cigarettes, accidental (unintentional), initial encounter	Diagnosis	ICD-10-CM
T65.222	Toxic effect of tobacco cigarettes, intentional self-harm	Diagnosis	ICD-10-CM
T65.222A	Toxic effect of tobacco cigarettes, intentional self-harm, initial encounter	Diagnosis	ICD-10-CM
T65.223	Toxic effect of tobacco cigarettes, assault	Diagnosis	ICD-10-CM
T65.223A	Toxic effect of tobacco cigarettes, assault, initial encounter	Diagnosis	ICD-10-CM
T65.224	Toxic effect of tobacco cigarettes, undetermined	Diagnosis	ICD-10-CM
T65.224A	Toxic effect of tobacco cigarettes, undetermined, initial encounter	Diagnosis	ICD-10-CM
T65.291	Toxic effect of other tobacco and nicotine, accidental (unintentional)	Diagnosis	ICD-10-CM
T65.291A	Toxic effect of other tobacco and nicotine, accidental (unintentional), initial encounter	Diagnosis	ICD-10-CM
T65.292	Toxic effect of other tobacco and nicotine, intentional self-harm	Diagnosis	ICD-10-CM
T65.292A	Toxic effect of other tobacco and nicotine, intentional self-harm, initial encounter	Diagnosis	ICD-10-CM
T65.293	Toxic effect of other tobacco and nicotine, assault	Diagnosis	ICD-10-CM
T65.293A	Toxic effect of other tobacco and nicotine, assault, initial encounter	Diagnosis	ICD-10-CM
T65.294	Toxic effect of other tobacco and nicotine, undetermined	Diagnosis	ICD-10-CM
T65.294A	Toxic effect of other tobacco and nicotine, undetermined, initial encounter	Diagnosis	ICD-10-CM
V15.82	Personal history of tobacco use, presenting hazards to health	Diagnosis	ICD-10-CM
Z72.0	Tobacco use	Diagnosis	ICD-10-CM
Z87.891	Personal history of nicotine dependence	Diagnosis	ICD-10-CM
Obesity			
0D1607A	Bypass Stomach to Jejunum with Autologous Tissue Substitute, Open Approach	Procedure	ICD-10-CM
0D160JA	Bypass Stomach to Jejunum with Synthetic Substitute, Open Approach	Procedure	ICD-10-CM
0D160KA	Bypass Stomach to Jejunum with Nonautologous Tissue Substitute, Open Approach	Procedure	ICD-10-CM
0D160ZA	Bypass Stomach to Jejunum, Open Approach	Procedure	ICD-10-CM
0D1687A	Bypass Stomach to Jejunum with Autologous Tissue Substitute, Via Natural or Artificial Opening Endoscopic	Procedure	ICD-10-CM
0D168JA	Bypass Stomach to Jejunum with Synthetic Substitute, Via Natural or Artificial Opening Endoscopic	Procedure	ICD-10-CM
0D168KA	Bypass Stomach to Jejunum with Nonautologous Tissue Substitute, Via Natural or Artificial Opening Endoscopic	Procedure	ICD-10-CM
0D168ZA	Bypass Stomach to Jejunum, Via Natural or Artificial Opening Endoscopic	Procedure	ICD-10-CM
0DQ64ZZ	Repair Stomach, Percutaneous Endoscopic Approach	Procedure	ICD-10-CM
0DV64CZ	Restriction of Stomach with Extraluminal Device, Percutaneous Endoscopic Approach	Procedure	ICD-10-CM
278.0	Overweight and obesity	Diagnosis	ICD-09-CM
278.00	Obesity, unspecified	Diagnosis	ICD-09-CM
278.01	Morbid obesity	Diagnosis	ICD-09-CM
278.03	Obesity hypoventilation syndrome	Diagnosis	ICD-09-CM
278.1	Localized adiposity	Diagnosis	ICD-09-CM
44.31	High gastric bypass	Procedure	ICD-09-CM
44.68	Laparoscopic gastroplasty	Procedure	ICD-09-CM
44.95	Laparoscopic gastric restrictive procedure	Procedure	ICD-09-CM
E65	Localized adiposity	Diagnosis	ICD-10-CM

Appendix E. List of International Classification of Diseases, Ninth Revision, Clinical Modification (ICD-9-CM) and International Classification of Diseases, Tenth Revision, Clinical Modification (ICD-10-CM) Diagnosis Codes Used to Define Baseline Characteristics in this Request

Code	Description	Code Category	Code Type
E66.01	Morbid (severe) obesity due to excess calories	Diagnosis	ICD-10-CM
E66.09	Other obesity due to excess calories	Diagnosis	ICD-10-CM
E66.1	Drug-induced obesity	Diagnosis	ICD-10-CM
E66.2	Morbid (severe) obesity with alveolar hypoventilation	Diagnosis	ICD-10-CM
E66.8	Other obesity	Diagnosis	ICD-10-CM
E66.9	Obesity, unspecified	Diagnosis	ICD-10-CM
V45.86	Bariatric surgery status	Diagnosis	ICD-09-CM
V85.3	Body Mass Index between 30-39, adult	Diagnosis	ICD-09-CM
V85.30	Body Mass Index 30.0-30.9, adult	Diagnosis	ICD-09-CM
V85.31	Body Mass Index 31.0-31.9, adult	Diagnosis	ICD-09-CM
V85.32	Body Mass Index 32.0-32.9, adult	Diagnosis	ICD-09-CM
V85.33	Body Mass Index 33.0-33.9, adult	Diagnosis	ICD-09-CM
V85.34	Body Mass Index 34.0-34.9, adult	Diagnosis	ICD-09-CM
V85.35	Body Mass Index 35.0-35.9, adult	Diagnosis	ICD-09-CM
V85.36	Body Mass Index 36.0-36.9, adult	Diagnosis	ICD-09-CM
V85.37	Body Mass Index 37.0-37.9, adult	Diagnosis	ICD-09-CM
V85.38	Body Mass Index 38.0-38.9, adult	Diagnosis	ICD-09-CM
V85.39	Body Mass Index 39.0-39.9, adult	Diagnosis	ICD-09-CM
V85.4	Body Mass Index 40 and over, adult	Diagnosis	ICD-09-CM
V85.41	Body Mass Index 40.0-44.9, adult	Diagnosis	ICD-09-CM
V85.42	Body Mass Index 45.0-49.9, adult	Diagnosis	ICD-09-CM
V85.43	Body Mass Index 50.0-59.9, adult	Diagnosis	ICD-09-CM
V85.44	Body Mass Index 60.0-69.9, adult	Diagnosis	ICD-09-CM
V85.45	Body Mass Index 70 and over, adult	Diagnosis	ICD-09-CM
Z68.30	Body mass index (BMI) 30.0-30.9, adult	Diagnosis	ICD-10-CM
Z68.31	Body mass index (BMI) 31.0-31.9, adult	Diagnosis	ICD-10-CM
Z68.32	Body mass index (BMI) 32.0-32.9, adult	Diagnosis	ICD-10-CM
Z68.33	Body mass index (BMI) 33.0-33.9, adult	Diagnosis	ICD-10-CM
Z68.34	Body mass index (BMI) 34.0-34.9, adult	Diagnosis	ICD-10-CM
Z68.35	Body mass index (BMI) 35.0-35.9, adult	Diagnosis	ICD-10-CM
Z68.36	Body mass index (BMI) 36.0-36.9, adult	Diagnosis	ICD-10-CM
Z68.37	Body mass index (BMI) 37.0-37.9, adult	Diagnosis	ICD-10-CM
Z68.38	Body mass index (BMI) 38.0-38.9, adult	Diagnosis	ICD-10-CM
Z68.39	Body mass index (BMI) 39.0-39.9, adult	Diagnosis	ICD-10-CM
Z68.41	Body mass index (BMI) 40.0-44.9, adult	Diagnosis	ICD-10-CM
Z68.42	Body mass index (BMI) 45.0-49.9, adult	Diagnosis	ICD-10-CM
Z68.43	Body mass index (BMI) 50-59.9, adult	Diagnosis	ICD-10-CM
Z68.44	Body mass index (BMI) 60.0-69.9, adult	Diagnosis	ICD-10-CM
Z68.45	Body mass index (BMI) 70 or greater, adult	Diagnosis	ICD-10-CM
Z98.84	Bariatric surgery status	Diagnosis	ICD-10-CM
Other Psychotic Disorders			
293.81	Psychotic disorder with delusions in conditions classified elsewhere	Diagnosis	ICD-09-CM
293.82	Psychotic disorder with hallucinations in conditions classified elsewhere	Diagnosis	ICD-09-CM
297.0	Paranoid state, simple	Diagnosis	ICD-09-CM
297.1	Delusional disorder	Diagnosis	ICD-09-CM
297.2	Paraphrenia	Diagnosis	ICD-09-CM
297.3	Shared psychotic disorder	Diagnosis	ICD-09-CM
297.8	Other specified paranoid states	Diagnosis	ICD-09-CM
297.9	Unspecified paranoid state	Diagnosis	ICD-09-CM
298.0	Depressive type psychosis	Diagnosis	ICD-09-CM

Appendix E. List of International Classification of Diseases, Ninth Revision, Clinical Modification (ICD-9-CM) and International Classification of Diseases, Tenth Revision, Clinical Modification (ICD-10-CM) Diagnosis Codes Used to Define Baseline Characteristics in this Request

Code	Description	Code Category	Code Type
298.1	Excitative type psychosis	Diagnosis	ICD-09-CM
298.3	Acute paranoid reaction	Diagnosis	ICD-09-CM
298.4	Psychogenic paranoid psychosis	Diagnosis	ICD-09-CM
298.8	Other and unspecified reactive psychosis	Diagnosis	ICD-09-CM
298.9	Unspecified psychosis	Diagnosis	ICD-09-CM
F06.0	Psychotic disorder with hallucinations due to known physiological condition	Diagnosis	ICD-10-CM
F06.2	Psychotic disorder with delusions due to known physiological condition	Diagnosis	ICD-10-CM
F21	Schizotypal disorder	Diagnosis	ICD-10-CM
F22	Delusional disorders	Diagnosis	ICD-10-CM
F23	Brief psychotic disorder	Diagnosis	ICD-10-CM
F24	Shared psychotic disorder	Diagnosis	ICD-10-CM
F28	Other psychotic disorder not due to a substance or known physiological condition	Diagnosis	ICD-10-CM
F29	Unspecified psychosis not due to a substance or known physiological condition	Diagnosis	ICD-10-CM
Personality Disorders			
301.10	Affective personality disorder, unspecified	Diagnosis	ICD-09-CM
301.12	Chronic depressive personality disorder	Diagnosis	ICD-09-CM
301.13	Cyclothymic disorder	Diagnosis	ICD-09-CM
301	Personality disorders	Diagnosis	ICD-09-CM
301.0	Paranoid personality disorder	Diagnosis	ICD-09-CM
301.1	Affective personality disorder	Diagnosis	ICD-09-CM
301.11	Chronic hypomanic personality disorder	Diagnosis	ICD-09-CM
301.2	Schizoid personality disorder	Diagnosis	ICD-09-CM
301.20	Schizoid personality disorder, unspecified	Diagnosis	ICD-09-CM
301.21	Introverted personality	Diagnosis	ICD-09-CM
301.22	Schizotypal personality disorder	Diagnosis	ICD-09-CM
301.3	Explosive personality disorder	Diagnosis	ICD-09-CM
301.4	Obsessive-compulsive personality disorder	Diagnosis	ICD-09-CM
301.5	Histrionic personality disorder	Diagnosis	ICD-09-CM
301.50	Histrionic personality disorder, unspecified	Diagnosis	ICD-09-CM
301.59	Other histrionic personality disorder	Diagnosis	ICD-09-CM
301.6	Dependent personality disorder	Diagnosis	ICD-09-CM
301.7	Antisocial personality disorder	Diagnosis	ICD-09-CM
301.8	Other personality disorders	Diagnosis	ICD-09-CM
301.81	Narcissistic personality disorder	Diagnosis	ICD-09-CM
301.82	Avoidant personality disorder	Diagnosis	ICD-09-CM
301.83	Borderline personality disorder	Diagnosis	ICD-09-CM
301.84	Passive-aggressive personality	Diagnosis	ICD-09-CM
301.89	Other personality disorder	Diagnosis	ICD-09-CM
F60	Specific personality disorders	Diagnosis	ICD-10-CM
F60.0	Paranoid personality disorder	Diagnosis	ICD-10-CM
F60.1	Schizoid personality disorder	Diagnosis	ICD-10-CM
F60.2	Antisocial personality disorder	Diagnosis	ICD-10-CM
F60.3	Borderline personality disorder	Diagnosis	ICD-10-CM
F60.4	Histrionic personality disorder	Diagnosis	ICD-10-CM
F60.5	Obsessive-compulsive personality disorder	Diagnosis	ICD-10-CM
F60.6	Avoidant personality disorder	Diagnosis	ICD-10-CM
F60.7	Dependent personality disorder	Diagnosis	ICD-10-CM
F60.8	Other specific personality disorders	Diagnosis	ICD-10-CM
F60.81	Narcissistic personality disorder	Diagnosis	ICD-10-CM
F60.89	Other specific personality disorders	Diagnosis	ICD-10-CM

Appendix E. List of International Classification of Diseases, Ninth Revision, Clinical Modification (ICD-9-CM) and International Classification of Diseases, Tenth Revision, Clinical Modification (ICD-10-CM) Diagnosis Codes Used to Define Baseline Characteristics in this Request

Code	Description	Code Category	Code Type
F60.9	Personality disorder, unspecified	Diagnosis	ICD-10-CM
Schizophrenia			
295	Schizophrenic disorders	Diagnosis	ICD-09-CM
295.0	Simple type schizophrenia	Diagnosis	ICD-09-CM
295.00	Simple schizophrenia, unspecified condition	Diagnosis	ICD-09-CM
295.01	Simple schizophrenia, subchronic condition	Diagnosis	ICD-09-CM
295.02	Simple schizophrenia, chronic condition	Diagnosis	ICD-09-CM
295.03	Simple schizophrenia, subchronic condition with acute exacerbation	Diagnosis	ICD-09-CM
295.04	Simple schizophrenia, chronic condition with acute exacerbation	Diagnosis	ICD-09-CM
295.05	Simple schizophrenia, in remission	Diagnosis	ICD-09-CM
295.1	Disorganized type schizophrenia	Diagnosis	ICD-09-CM
295.10	Disorganized schizophrenia, unspecified condition	Diagnosis	ICD-09-CM
295.11	Disorganized schizophrenia, subchronic condition	Diagnosis	ICD-09-CM
295.12	Disorganized schizophrenia, chronic condition	Diagnosis	ICD-09-CM
295.13	Disorganized schizophrenia, subchronic condition with acute exacerbation	Diagnosis	ICD-09-CM
295.14	Disorganized schizophrenia, chronic condition with acute exacerbation	Diagnosis	ICD-09-CM
295.15	Disorganized schizophrenia, in remission	Diagnosis	ICD-09-CM
295.2	Catatonic type schizophrenia	Diagnosis	ICD-09-CM
295.20	Catatonic schizophrenia, unspecified condition	Diagnosis	ICD-09-CM
295.21	Catatonic schizophrenia, subchronic condition	Diagnosis	ICD-09-CM
295.22	Catatonic schizophrenia, chronic condition	Diagnosis	ICD-09-CM
295.23	Catatonic schizophrenia, subchronic condition with acute exacerbation	Diagnosis	ICD-09-CM
295.24	Catatonic schizophrenia, chronic condition with acute exacerbation	Diagnosis	ICD-09-CM
295.25	Catatonic schizophrenia, in remission	Diagnosis	ICD-09-CM
295.3	Paranoid type schizophrenia	Diagnosis	ICD-09-CM
295.30	Paranoid schizophrenia, unspecified condition	Diagnosis	ICD-09-CM
295.31	Paranoid schizophrenia, subchronic condition	Diagnosis	ICD-09-CM
295.32	Paranoid schizophrenia, chronic condition	Diagnosis	ICD-09-CM
295.33	Paranoid schizophrenia, subchronic condition with acute exacerbation	Diagnosis	ICD-09-CM
295.34	Paranoid schizophrenia, chronic condition with acute exacerbation	Diagnosis	ICD-09-CM
295.35	Paranoid schizophrenia, in remission	Diagnosis	ICD-09-CM
295.4	Schizophreniform disorder	Diagnosis	ICD-09-CM
295.40	Schizophreniform disorder, unspecified	Diagnosis	ICD-09-CM
295.41	Schizophreniform disorder, subchronic	Diagnosis	ICD-09-CM
295.42	Schizophreniform disorder, chronic	Diagnosis	ICD-09-CM
295.43	Schizophreniform disorder, subchronic with acute exacerbation	Diagnosis	ICD-09-CM
295.44	Schizophreniform disorder, chronic with acute exacerbation	Diagnosis	ICD-09-CM
295.45	Schizophreniform disorder, in remission	Diagnosis	ICD-09-CM
295.5	Latent schizophrenia	Diagnosis	ICD-09-CM
295.50	Latent schizophrenia, unspecified condition	Diagnosis	ICD-09-CM
295.51	Latent schizophrenia, subchronic condition	Diagnosis	ICD-09-CM
295.52	Latent schizophrenia, chronic condition	Diagnosis	ICD-09-CM
295.53	Latent schizophrenia, subchronic condition with acute exacerbation	Diagnosis	ICD-09-CM
295.54	Latent schizophrenia, chronic condition with acute exacerbation	Diagnosis	ICD-09-CM
295.55	Latent schizophrenia, in remission	Diagnosis	ICD-09-CM
295.6	Schizophrenic disorders, residual type	Diagnosis	ICD-09-CM
295.60	Schizophrenic disorders, residual type, unspecified	Diagnosis	ICD-09-CM
295.61	Schizophrenic disorders, residual type, subchronic	Diagnosis	ICD-09-CM
295.62	Schizophrenic disorders, residual type, chronic	Diagnosis	ICD-09-CM
295.63	Schizophrenic disorders, residual type, subchronic with acute exacerbation	Diagnosis	ICD-09-CM

Appendix E. List of International Classification of Diseases, Ninth Revision, Clinical Modification (ICD-9-CM) and International Classification of Diseases, Tenth Revision, Clinical Modification (ICD-10-CM) Diagnosis Codes Used to Define Baseline Characteristics in this Request

Code	Description	Code Category	Code Type
295.64	Schizophrenic disorders, residual type, chronic with acute exacerbation	Diagnosis	ICD-09-CM
295.65	Schizophrenic disorders, residual type, in remission	Diagnosis	ICD-09-CM
295.7	Schizoaffective disorder	Diagnosis	ICD-09-CM
295.70	Schizoaffective disorder, unspecified	Diagnosis	ICD-09-CM
295.71	Schizoaffective disorder, subchronic	Diagnosis	ICD-09-CM
295.72	Schizoaffective disorder, chronic	Diagnosis	ICD-09-CM
295.73	Schizoaffective disorder, subchronic with acute exacerbation	Diagnosis	ICD-09-CM
295.74	Schizoaffective disorder, chronic with acute exacerbation	Diagnosis	ICD-09-CM
295.75	Schizoaffective disorder, in remission	Diagnosis	ICD-09-CM
295.8	Other specified types of schizophrenia	Diagnosis	ICD-09-CM
295.80	Other specified types of schizophrenia, unspecified condition	Diagnosis	ICD-09-CM
295.81	Other specified types of schizophrenia, subchronic condition	Diagnosis	ICD-09-CM
295.82	Other specified types of schizophrenia, chronic condition	Diagnosis	ICD-09-CM
295.83	Other specified types of schizophrenia, subchronic condition with acute exacerbation	Diagnosis	ICD-09-CM
295.84	Other specified types of schizophrenia, chronic condition with acute exacerbation	Diagnosis	ICD-09-CM
295.85	Other specified types of schizophrenia, in remission	Diagnosis	ICD-09-CM
295.9	Unspecified schizophrenia	Diagnosis	ICD-09-CM
295.90	Unspecified schizophrenia, unspecified condition	Diagnosis	ICD-09-CM
295.91	Unspecified schizophrenia, subchronic condition	Diagnosis	ICD-09-CM
295.92	Unspecified schizophrenia, chronic condition	Diagnosis	ICD-09-CM
295.93	Unspecified schizophrenia, subchronic condition with acute exacerbation	Diagnosis	ICD-09-CM
295.94	Unspecified schizophrenia, chronic condition with acute exacerbation	Diagnosis	ICD-09-CM
295.95	Unspecified schizophrenia, in remission	Diagnosis	ICD-09-CM
F20	Schizophrenia	Diagnosis	ICD-10-CM
F20.0	Paranoid schizophrenia	Diagnosis	ICD-10-CM
F20.1	Disorganized schizophrenia	Diagnosis	ICD-10-CM
F20.2	Catatonic schizophrenia	Diagnosis	ICD-10-CM
F20.3	Undifferentiated schizophrenia	Diagnosis	ICD-10-CM
F20.5	Residual schizophrenia	Diagnosis	ICD-10-CM
F20.8	Other schizophrenia	Diagnosis	ICD-10-CM
F20.81	Schizophreniform disorder	Diagnosis	ICD-10-CM
F20.89	Other schizophrenia	Diagnosis	ICD-10-CM
F20.9	Schizophrenia, unspecified	Diagnosis	ICD-10-CM
F25	Schizoaffective disorders	Diagnosis	ICD-10-CM
F25.0	Schizoaffective disorder, bipolar type	Diagnosis	ICD-10-CM
F25.1	Schizoaffective disorder, depressive type	Diagnosis	ICD-10-CM
F25.8	Other schizoaffective disorders	Diagnosis	ICD-10-CM
F25.9	Schizoaffective disorder, unspecified	Diagnosis	ICD-10-CM
Sleep disorders excluding narcolepsy			
307.4	Specific disorders of sleep of nonorganic origin	Diagnosis	ICD-09-CM
307.40	Nonorganic sleep disorder, unspecified	Diagnosis	ICD-09-CM
307.41	Transient disorder of initiating or maintaining sleep	Diagnosis	ICD-09-CM
307.42	Persistent disorder of initiating or maintaining sleep	Diagnosis	ICD-09-CM
307.43	Transient disorder of initiating or maintaining wakefulness	Diagnosis	ICD-09-CM
307.44	Persistent disorder of initiating or maintaining wakefulness	Diagnosis	ICD-09-CM
307.45	Circadian rhythm sleep disorder of nonorganic origin	Diagnosis	ICD-09-CM
307.46	Sleep arousal disorder	Diagnosis	ICD-09-CM
307.47	Other dysfunctions of sleep stages or arousal from sleep	Diagnosis	ICD-09-CM
307.48	Repetitive intrusions of sleep	Diagnosis	ICD-09-CM

Appendix E. List of International Classification of Diseases, Ninth Revision, Clinical Modification (ICD-9-CM) and International Classification of Diseases, Tenth Revision, Clinical Modification (ICD-10-CM) Diagnosis Codes Used to Define Baseline Characteristics in this Request

Code	Description	Code Category	Code Type
307.49	Other specific disorder of sleep of nonorganic origin	Diagnosis	ICD-09-CM
327	Organic sleep disorders	Diagnosis	ICD-09-CM
327.0	Organic disorders of initiating and maintaining sleep [Organic insomnia]	Diagnosis	ICD-09-CM
327.00	Organic insomnia, unspecified	Diagnosis	ICD-09-CM
327.01	Insomnia due to medical condition classified elsewhere	Diagnosis	ICD-09-CM
327.02	Insomnia due to mental disorder	Diagnosis	ICD-09-CM
327.09	Other organic insomnia	Diagnosis	ICD-09-CM
327.1	Organic disorders of excessive somnolence [Organic hypersomnia]	Diagnosis	ICD-09-CM
327.10	Organic hypersomnia, unspecified	Diagnosis	ICD-09-CM
327.11	Idiopathic hypersomnia with long sleep time	Diagnosis	ICD-09-CM
327.12	Idiopathic hypersomnia without long sleep time	Diagnosis	ICD-09-CM
327.13	Recurrent hypersomnia	Diagnosis	ICD-09-CM
327.14	Hypersomnia due to medical condition classified elsewhere	Diagnosis	ICD-09-CM
327.15	Hypersomnia due to mental disorder	Diagnosis	ICD-09-CM
327.19	Other organic hypersomnia	Diagnosis	ICD-09-CM
327.2	Organic sleep apnea	Diagnosis	ICD-09-CM
327.20	Organic sleep apnea, unspecified	Diagnosis	ICD-09-CM
327.21	Primary central sleep apnea	Diagnosis	ICD-09-CM
327.23	Obstructive sleep apnea (adult) (pediatric)	Diagnosis	ICD-09-CM
327.24	Idiopathic sleep related nonobstructive alveolar hypoventilation	Diagnosis	ICD-09-CM
327.25	Congenital central alveolar hypoventilation syndrome	Diagnosis	ICD-09-CM
327.26	Sleep related hypoventilation/hypoxemia in conditions classifiable elsewhere	Diagnosis	ICD-09-CM
327.27	Central sleep apnea in conditions classified elsewhere	Diagnosis	ICD-09-CM
327.29	Other organic sleep apnea	Diagnosis	ICD-09-CM
327.3	Circadian rhythm sleep disorder	Diagnosis	ICD-09-CM
327.30	Circadian rhythm sleep disorder, unspecified	Diagnosis	ICD-09-CM
327.31	Circadian rhythm sleep disorder, delayed sleep phase type	Diagnosis	ICD-09-CM
327.32	Circadian rhythm sleep disorder, advanced sleep phase type	Diagnosis	ICD-09-CM
327.33	Circadian rhythm sleep disorder, irregular sleep-wake type	Diagnosis	ICD-09-CM
327.34	Circadian rhythm sleep disorder, free-running type	Diagnosis	ICD-09-CM
327.35	Circadian rhythm sleep disorder, jet lag type	Diagnosis	ICD-09-CM
327.36	Circadian rhythm sleep disorder, shift work type	Diagnosis	ICD-09-CM
327.37	Circadian rhythm sleep disorder in conditions classified elsewhere	Diagnosis	ICD-09-CM
327.39	Other circadian rhythm sleep disorder	Diagnosis	ICD-09-CM
327.4	Organic parasomnia	Diagnosis	ICD-09-CM
327.40	Organic parasomnia, unspecified	Diagnosis	ICD-09-CM
327.41	Confusional arousals	Diagnosis	ICD-09-CM
327.42	REM sleep behavior disorder	Diagnosis	ICD-09-CM
327.43	Recurrent isolated sleep paralysis	Diagnosis	ICD-09-CM
327.44	Parasomnia in conditions classified elsewhere	Diagnosis	ICD-09-CM
327.49	Other organic parasomnia	Diagnosis	ICD-09-CM
327.5	Organic sleep related movement disorders	Diagnosis	ICD-09-CM
327.51	Periodic limb movement disorder	Diagnosis	ICD-09-CM
327.52	Sleep related leg cramps	Diagnosis	ICD-09-CM
327.53	Sleep related bruxism	Diagnosis	ICD-09-CM
327.59	Other organic sleep related movement disorders	Diagnosis	ICD-09-CM
327.8	Other organic sleep disorders	Diagnosis	ICD-09-CM
780.50	Unspecified sleep disturbance	Diagnosis	ICD-09-CM
780.51	Insomnia with sleep apnea, unspecified	Diagnosis	ICD-09-CM
780.52	Insomnia, unspecified	Diagnosis	ICD-09-CM

Appendix E. List of International Classification of Diseases, Ninth Revision, Clinical Modification (ICD-9-CM) and International Classification of Diseases, Tenth Revision, Clinical Modification (ICD-10-CM) Diagnosis Codes Used to Define Baseline Characteristics in this Request

Code	Description	Code Category	Code Type
780.53	Hypersomnia with sleep apnea, unspecified	Diagnosis	ICD-09-CM
780.54	Hypersomnia, unspecified	Diagnosis	ICD-09-CM
780.55	Disruption of 24 hour sleep wake cycle, unspecified	Diagnosis	ICD-09-CM
780.56	Dysfunctions associated with sleep stages or arousal from sleep	Diagnosis	ICD-09-CM
780.57	Unspecified sleep apnea	Diagnosis	ICD-09-CM
780.58	Sleep related movement disorder, unspecified	Diagnosis	ICD-09-CM
780.59	Other sleep disturbances	Diagnosis	ICD-09-CM
F51	Sleep disorders not due to a substance or known physiological condition	Diagnosis	ICD-10-CM
F51.0	Insomnia not due to a substance or known physiological condition	Diagnosis	ICD-10-CM
F51.01	Primary insomnia	Diagnosis	ICD-10-CM
F51.02	Adjustment insomnia	Diagnosis	ICD-10-CM
F51.03	Paradoxical insomnia	Diagnosis	ICD-10-CM
F51.04	Psychophysiological insomnia	Diagnosis	ICD-10-CM
F51.05	Insomnia due to other mental disorder	Diagnosis	ICD-10-CM
F51.09	Other insomnia not due to a substance or known physiological condition	Diagnosis	ICD-10-CM
F51.1	Hypersomnia not due to a substance or known physiological condition	Diagnosis	ICD-10-CM
F51.11	Primary hypersomnia	Diagnosis	ICD-10-CM
F51.12	Insufficient sleep syndrome	Diagnosis	ICD-10-CM
F51.13	Hypersomnia due to other mental disorder	Diagnosis	ICD-10-CM
F51.19	Other hypersomnia not due to a substance or known physiological condition	Diagnosis	ICD-10-CM
F51.3	Sleepwalking [somnambulism]	Diagnosis	ICD-10-CM
F51.4	Sleep terrors [night terrors]	Diagnosis	ICD-10-CM
F51.5	Nightmare disorder	Diagnosis	ICD-10-CM
F51.8	Other sleep disorders not due to a substance or known physiological condition	Diagnosis	ICD-10-CM
F51.9	Sleep disorder not due to a substance or known physiological condition, unspecified	Diagnosis	ICD-10-CM
G47	Sleep disorders	Diagnosis	ICD-10-CM
G47.0	Insomnia	Diagnosis	ICD-10-CM
G47.00	Insomnia, unspecified	Diagnosis	ICD-10-CM
G47.01	Insomnia due to medical condition	Diagnosis	ICD-10-CM
G47.09	Other insomnia	Diagnosis	ICD-10-CM
G47.1	Hypersomnia	Diagnosis	ICD-10-CM
G47.10	Hypersomnia, unspecified	Diagnosis	ICD-10-CM
G47.11	Idiopathic hypersomnia with long sleep time	Diagnosis	ICD-10-CM
G47.12	Idiopathic hypersomnia without long sleep time	Diagnosis	ICD-10-CM
G47.13	Recurrent hypersomnia	Diagnosis	ICD-10-CM
G47.14	Hypersomnia due to medical condition	Diagnosis	ICD-10-CM
G47.19	Other hypersomnia	Diagnosis	ICD-10-CM
G47.2	Circadian rhythm sleep disorders	Diagnosis	ICD-10-CM
G47.20	Circadian rhythm sleep disorder, unspecified type	Diagnosis	ICD-10-CM
G47.21	Circadian rhythm sleep disorder, delayed sleep phase type	Diagnosis	ICD-10-CM
G47.22	Circadian rhythm sleep disorder, advanced sleep phase type	Diagnosis	ICD-10-CM
G47.23	Circadian rhythm sleep disorder, irregular sleep wake type	Diagnosis	ICD-10-CM
G47.24	Circadian rhythm sleep disorder, free running type	Diagnosis	ICD-10-CM
G47.25	Circadian rhythm sleep disorder, jet lag type	Diagnosis	ICD-10-CM
G47.26	Circadian rhythm sleep disorder, shift work type	Diagnosis	ICD-10-CM
G47.27	Circadian rhythm sleep disorder in conditions classified elsewhere	Diagnosis	ICD-10-CM
G47.29	Other circadian rhythm sleep disorder	Diagnosis	ICD-10-CM
G47.3	Sleep apnea	Diagnosis	ICD-10-CM
G47.30	Sleep apnea, unspecified	Diagnosis	ICD-10-CM

Appendix E. List of International Classification of Diseases, Ninth Revision, Clinical Modification (ICD-9-CM) and International Classification of Diseases, Tenth Revision, Clinical Modification (ICD-10-CM) Diagnosis Codes Used to Define Baseline Characteristics in this Request

Code	Description	Code Category	Code Type
G47.31	Primary central sleep apnea	Diagnosis	ICD-10-CM
G47.33	Obstructive sleep apnea (adult) (pediatric)	Diagnosis	ICD-10-CM
G47.34	Idiopathic sleep related nonobstructive alveolar hypoventilation	Diagnosis	ICD-10-CM
G47.35	Congenital central alveolar hypoventilation syndrome	Diagnosis	ICD-10-CM
G47.36	Sleep related hypoventilation in conditions classified elsewhere	Diagnosis	ICD-10-CM
G47.37	Central sleep apnea in conditions classified elsewhere	Diagnosis	ICD-10-CM
G47.39	Other sleep apnea	Diagnosis	ICD-10-CM
G47.5	Parasomnia	Diagnosis	ICD-10-CM
G47.50	Parasomnia, unspecified	Diagnosis	ICD-10-CM
G47.51	Confusional arousals	Diagnosis	ICD-10-CM
G47.52	REM sleep behavior disorder	Diagnosis	ICD-10-CM
G47.53	Recurrent isolated sleep paralysis	Diagnosis	ICD-10-CM
G47.54	Parasomnia in conditions classified elsewhere	Diagnosis	ICD-10-CM
G47.59	Other parasomnia	Diagnosis	ICD-10-CM
G47.6	Sleep related movement disorders	Diagnosis	ICD-10-CM
G47.61	Periodic limb movement disorder	Diagnosis	ICD-10-CM
G47.62	Sleep related leg cramps	Diagnosis	ICD-10-CM
G47.63	Sleep related bruxism	Diagnosis	ICD-10-CM
G47.69	Other sleep related movement disorders	Diagnosis	ICD-10-CM
G47.8	Other sleep disorders	Diagnosis	ICD-10-CM
G47.9	Sleep disorder, unspecified	Diagnosis	ICD-10-CM
Substance use disorders			
291.0	Alcohol withdrawal delirium	Diagnosis	ICD-09-CM
291.1	Alcohol-induced persisting amnestic disorder	Diagnosis	ICD-09-CM
291.2	Alcohol-induced persisting dementia	Diagnosis	ICD-09-CM
291.3	Alcohol-induced psychotic disorder with hallucinations	Diagnosis	ICD-09-CM
291.4	Idiosyncratic alcohol intoxication	Diagnosis	ICD-09-CM
291.5	Alcohol-induced psychotic disorder with delusions	Diagnosis	ICD-09-CM
291.8	Other specified alcohol-induced mental disorders	Diagnosis	ICD-09-CM
291.81	Alcohol withdrawal	Diagnosis	ICD-09-CM
291.82	Alcohol induced sleep disorders	Diagnosis	ICD-09-CM
291.89	Other specified alcohol-induced mental disorders	Diagnosis	ICD-09-CM
291.9	Unspecified alcohol-induced mental disorders	Diagnosis	ICD-09-CM
292.0	Drug withdrawal	Diagnosis	ICD-09-CM
292.1	Drug-induced psychotic disorder	Diagnosis	ICD-09-CM
292.11	Drug-induced psychotic disorder with delusions	Diagnosis	ICD-09-CM
292.12	Drug-induced psychotic disorder with hallucinations	Diagnosis	ICD-09-CM
292.2	Pathological drug intoxication	Diagnosis	ICD-09-CM
292.8	Other specified drug-induced mental disorders	Diagnosis	ICD-09-CM
292.81	Drug-induced delirium	Diagnosis	ICD-09-CM
292.82	Drug-induced persisting dementia	Diagnosis	ICD-09-CM
292.83	Drug-induced persisting amnestic disorder	Diagnosis	ICD-09-CM
292.84	Drug-induced mood disorder	Diagnosis	ICD-09-CM
292.85	Drug induced sleep disorders	Diagnosis	ICD-09-CM
292.89	Other specified drug-induced mental disorder	Diagnosis	ICD-09-CM
292.9	Unspecified drug-induced mental disorder	Diagnosis	ICD-09-CM
303.0	Acute alcoholic intoxication	Diagnosis	ICD-09-CM
303.00	Acute alcoholic intoxication, unspecified	Diagnosis	ICD-09-CM
303.01	Acute alcoholic intoxication, continuous	Diagnosis	ICD-09-CM
303.02	Acute alcoholic intoxication, episodic	Diagnosis	ICD-09-CM

Appendix E. List of International Classification of Diseases, Ninth Revision, Clinical Modification (ICD-9-CM) and International Classification of Diseases, Tenth Revision, Clinical Modification (ICD-10-CM) Diagnosis Codes Used to Define Baseline Characteristics in this Request

Code	Description	Code Category	Code Type
303.03	Acute alcoholic intoxication, in remission	Diagnosis	ICD-09-CM
303.9	Other and unspecified alcohol dependence	Diagnosis	ICD-09-CM
303.90	Other and unspecified alcohol dependence, unspecified	Diagnosis	ICD-09-CM
303.91	Other and unspecified alcohol dependence, continuous	Diagnosis	ICD-09-CM
303.92	Other and unspecified alcohol dependence, episodic	Diagnosis	ICD-09-CM
303.93	Other and unspecified alcohol dependence, in remission	Diagnosis	ICD-09-CM
304.0	Opioid type dependence	Diagnosis	ICD-09-CM
304.00	Opioid type dependence, unspecified	Diagnosis	ICD-09-CM
304.01	Opioid type dependence, continuous	Diagnosis	ICD-09-CM
304.02	Opioid type dependence, episodic	Diagnosis	ICD-09-CM
304.03	Opioid type dependence, in remission	Diagnosis	ICD-09-CM
304.1	Sedative, hypnotic or anxiolytic dependence	Diagnosis	ICD-09-CM
304.10	Sedative, hypnotic or anxiolytic dependence, unspecified	Diagnosis	ICD-09-CM
304.11	Sedative, hypnotic or anxiolytic dependence, continuous	Diagnosis	ICD-09-CM
304.12	Sedative, hypnotic or anxiolytic dependence, episodic	Diagnosis	ICD-09-CM
304.13	Sedative, hypnotic or anxiolytic dependence, in remission	Diagnosis	ICD-09-CM
304.2	Cocaine dependence	Diagnosis	ICD-09-CM
304.20	Cocaine dependence, unspecified	Diagnosis	ICD-09-CM
304.21	Cocaine dependence, continuous	Diagnosis	ICD-09-CM
304.22	Cocaine dependence, episodic	Diagnosis	ICD-09-CM
304.23	Cocaine dependence, in remission	Diagnosis	ICD-09-CM
304.3	Cannabis dependence	Diagnosis	ICD-09-CM
304.30	Cannabis dependence, unspecified	Diagnosis	ICD-09-CM
304.31	Cannabis dependence, continuous	Diagnosis	ICD-09-CM
304.32	Cannabis dependence, episodic	Diagnosis	ICD-09-CM
304.33	Cannabis dependence, in remission	Diagnosis	ICD-09-CM
304.4	Amphetamine and other psychostimulant dependence	Diagnosis	ICD-09-CM
304.40	Amphetamine and other psychostimulant dependence, unspecified	Diagnosis	ICD-09-CM
304.41	Amphetamine and other psychostimulant dependence, continuous	Diagnosis	ICD-09-CM
304.42	Amphetamine and other psychostimulant dependence, episodic	Diagnosis	ICD-09-CM
304.43	Amphetamine and other psychostimulant dependence, in remission	Diagnosis	ICD-09-CM
304.5	Hallucinogen dependence	Diagnosis	ICD-09-CM
304.50	Hallucinogen dependence, unspecified	Diagnosis	ICD-09-CM
304.51	Hallucinogen dependence, continuous	Diagnosis	ICD-09-CM
304.52	Hallucinogen dependence, episodic	Diagnosis	ICD-09-CM
304.53	Hallucinogen dependence, in remission	Diagnosis	ICD-09-CM
304.6	Other specified drug dependence	Diagnosis	ICD-09-CM
304.60	Other specified drug dependence, unspecified	Diagnosis	ICD-09-CM
304.61	Other specified drug dependence, continuous	Diagnosis	ICD-09-CM
304.62	Other specified drug dependence, episodic	Diagnosis	ICD-09-CM
304.63	Other specified drug dependence, in remission	Diagnosis	ICD-09-CM
304.7	Combinations of opioid type drug with any other drug dependence	Diagnosis	ICD-09-CM
304.70	Combinations of opioid type drug with any other drug dependence, unspecified	Diagnosis	ICD-09-CM
304.71	Combinations of opioid type drug with any other drug dependence, continuous	Diagnosis	ICD-09-CM
304.72	Combinations of opioid type drug with any other drug dependence, episodic	Diagnosis	ICD-09-CM
304.73	Combinations of opioid type drug with any other drug dependence, in remission	Diagnosis	ICD-09-CM
304.8	Combinations of drug dependence excluding opioid type drug	Diagnosis	ICD-09-CM
304.80	Combinations of drug dependence excluding opioid type drug, unspecified	Diagnosis	ICD-09-CM
304.81	Combinations of drug dependence excluding opioid type drug, continuous	Diagnosis	ICD-09-CM
304.82	Combinations of drug dependence excluding opioid type drug, episodic	Diagnosis	ICD-09-CM

Appendix E. List of International Classification of Diseases, Ninth Revision, Clinical Modification (ICD-9-CM) and International Classification of Diseases, Tenth Revision, Clinical Modification (ICD-10-CM) Diagnosis Codes Used to Define Baseline Characteristics in this Request

Code	Description	Code Category	Code Type
304.83	Combinations of drug dependence excluding opioid type drug, in remission	Diagnosis	ICD-09-CM
304.9	Unspecified drug dependence	Diagnosis	ICD-09-CM
304.90	Unspecified drug dependence, unspecified	Diagnosis	ICD-09-CM
304.91	Unspecified drug dependence, continuous	Diagnosis	ICD-09-CM
304.92	Unspecified drug dependence, episodic	Diagnosis	ICD-09-CM
304.93	Unspecified drug dependence, in remission	Diagnosis	ICD-09-CM
305.0	Nondependent alcohol abuse	Diagnosis	ICD-09-CM
305.00	Nondependent alcohol abuse, unspecified	Diagnosis	ICD-09-CM
305.01	Nondependent alcohol abuse, continuous	Diagnosis	ICD-09-CM
305.02	Nondependent alcohol abuse, episodic	Diagnosis	ICD-09-CM
305.03	Nondependent alcohol abuse, in remission	Diagnosis	ICD-09-CM
305.2	Nondependent cannabis abuse	Diagnosis	ICD-09-CM
305.20	Nondependent cannabis abuse, unspecified	Diagnosis	ICD-09-CM
305.21	Nondependent cannabis abuse, continuous	Diagnosis	ICD-09-CM
305.22	Nondependent cannabis abuse, episodic	Diagnosis	ICD-09-CM
305.23	Nondependent cannabis abuse, in remission	Diagnosis	ICD-09-CM
305.3	Nondependent hallucinogen abuse	Diagnosis	ICD-09-CM
305.30	Nondependent hallucinogen abuse, unspecified	Diagnosis	ICD-09-CM
305.31	Nondependent hallucinogen abuse, continuous	Diagnosis	ICD-09-CM
305.32	Nondependent hallucinogen abuse, episodic	Diagnosis	ICD-09-CM
305.33	Nondependent hallucinogen abuse, in remission	Diagnosis	ICD-09-CM
305.4	Nondependent sedative, hypnotic or anxiolytic abuse	Diagnosis	ICD-09-CM
305.40	Nondependent sedative, hypnotic or anxiolytic abuse, unspecified	Diagnosis	ICD-09-CM
305.41	Nondependent sedative hypnotic or anxiolytic abuse, continuous	Diagnosis	ICD-09-CM
305.42	Nondependent sedative, hypnotic or anxiolytic abuse, episodic	Diagnosis	ICD-09-CM
305.43	Nondependent sedative, hypnotic or anxiolytic abuse, in remission	Diagnosis	ICD-09-CM
305.5	Nondependent opioid abuse	Diagnosis	ICD-09-CM
305.50	Nondependent opioid abuse, unspecified	Diagnosis	ICD-09-CM
305.51	Nondependent opioid abuse, continuous	Diagnosis	ICD-09-CM
305.52	Nondependent opioid abuse, episodic	Diagnosis	ICD-09-CM
305.53	Nondependent opioid abuse, in remission	Diagnosis	ICD-09-CM
305.6	Nondependent cocaine abuse	Diagnosis	ICD-09-CM
305.60	Nondependent cocaine abuse, unspecified	Diagnosis	ICD-09-CM
305.61	Nondependent cocaine abuse, continuous	Diagnosis	ICD-09-CM
305.62	Nondependent cocaine abuse, episodic	Diagnosis	ICD-09-CM
305.63	Nondependent cocaine abuse, in remission	Diagnosis	ICD-09-CM
305.7	Nondependent amphetamine or related acting sympathomimetic abuse	Diagnosis	ICD-09-CM
305.70	Nondependent amphetamine or related acting sympathomimetic abuse, unspecified	Diagnosis	ICD-09-CM
305.71	Nondependent amphetamine or related acting sympathomimetic abuse, continuous	Diagnosis	ICD-09-CM
305.72	Nondependent amphetamine or related acting sympathomimetic abuse, episodic	Diagnosis	ICD-09-CM
305.73	Nondependent amphetamine or related acting sympathomimetic abuse, in remission	Diagnosis	ICD-09-CM
305.8	Nondependent antidepressant type abuse	Diagnosis	ICD-09-CM
305.80	Nondependent antidepressant type abuse, unspecified	Diagnosis	ICD-09-CM
305.81	Nondependent antidepressant type abuse, continuous	Diagnosis	ICD-09-CM
305.82	Nondependent antidepressant type abuse, episodic	Diagnosis	ICD-09-CM
305.83	Nondependent antidepressant type abuse, in remission	Diagnosis	ICD-09-CM
305.9	Other, mixed, or unspecified nondependent drug abuse	Diagnosis	ICD-09-CM

Appendix E. List of International Classification of Diseases, Ninth Revision, Clinical Modification (ICD-9-CM) and International Classification of Diseases, Tenth Revision, Clinical Modification (ICD-10-CM) Diagnosis Codes Used to Define Baseline Characteristics in this Request

Code	Description	Code Category	Code Type
305.90	Other, mixed, or unspecified nondependent drug abuse, unspecified	Diagnosis	ICD-09-CM
305.91	Other, mixed, or unspecified nondependent drug abuse, continuous	Diagnosis	ICD-09-CM
305.92	Other, mixed, or unspecified nondependent drug abuse, episodic	Diagnosis	ICD-09-CM
305.93	Other, mixed, or unspecified nondependent drug abuse, in remission	Diagnosis	ICD-09-CM
357.5	Alcoholic polyneuropathy	Diagnosis	ICD-09-CM
425.5	Alcoholic cardiomyopathy	Diagnosis	ICD-09-CM
535.3	Alcoholic gastritis	Diagnosis	ICD-09-CM
535.30	Alcoholic gastritis without mention of hemorrhage	Diagnosis	ICD-09-CM
535.31	Alcoholic gastritis with hemorrhage	Diagnosis	ICD-09-CM
571.0	Alcoholic fatty liver	Diagnosis	ICD-09-CM
571.1	Acute alcoholic hepatitis	Diagnosis	ICD-09-CM
571.2	Alcoholic cirrhosis of liver	Diagnosis	ICD-09-CM
571.3	Unspecified alcoholic liver damage	Diagnosis	ICD-09-CM
648.3	Maternal drug dependence complicating pregnancy, childbirth, or the puerperium	Diagnosis	ICD-09-CM
648.30	Maternal drug dependence complicating pregnancy, childbirth, or the puerperium, unspecified as to episode of care	Diagnosis	ICD-09-CM
648.31	Maternal drug dependence, with delivery	Diagnosis	ICD-09-CM
648.32	Maternal drug dependence, with delivery, with current postpartum complication	Diagnosis	ICD-09-CM
648.33	Maternal drug dependence, antepartum	Diagnosis	ICD-09-CM
648.34	Maternal drug dependence complicating pregnancy, childbirth, or the puerperium, postpartum condition or complication	Diagnosis	ICD-09-CM
790.3	Excessive blood level of alcohol	Diagnosis	ICD-09-CM
94.46	Alcoholism counseling	Procedure	ICD-09-CM
94.53	Referral for alcoholism rehabilitation	Procedure	ICD-09-CM
94.6	Alcohol and drug rehabilitation and detoxification	Procedure	ICD-09-CM
94.61	Alcohol rehabilitation	Procedure	ICD-09-CM
94.62	Alcohol detoxification	Procedure	ICD-09-CM
94.63	Alcohol rehabilitation and detoxification	Procedure	ICD-09-CM
94.67	Combined alcohol and drug rehabilitation	Procedure	ICD-09-CM
94.68	Combined alcohol and drug detoxification	Procedure	ICD-09-CM
94.69	Combined alcohol and drug rehabilitation and detoxification	Procedure	ICD-09-CM
E860.0	Accidental poisoning by alcoholic beverages	Diagnosis	ICD-09-CM
F10	Alcohol related disorders	Diagnosis	ICD-10-CM
F10.1	Alcohol abuse	Diagnosis	ICD-10-CM
F10.10	Alcohol abuse, uncomplicated	Diagnosis	ICD-10-CM
F10.11	Alcohol abuse, in remission	Diagnosis	ICD-10-CM
F10.12	Alcohol abuse with intoxication	Diagnosis	ICD-10-CM
F10.120	Alcohol abuse with intoxication, uncomplicated	Diagnosis	ICD-10-CM
F10.121	Alcohol abuse with intoxication delirium	Diagnosis	ICD-10-CM
F10.129	Alcohol abuse with intoxication, unspecified	Diagnosis	ICD-10-CM
F10.14	Alcohol abuse with alcohol-induced mood disorder	Diagnosis	ICD-10-CM
F10.15	Alcohol abuse with alcohol-induced psychotic disorder	Diagnosis	ICD-10-CM
F10.150	Alcohol abuse with alcohol-induced psychotic disorder with delusions	Diagnosis	ICD-10-CM
F10.151	Alcohol abuse with alcohol-induced psychotic disorder with hallucinations	Diagnosis	ICD-10-CM
F10.159	Alcohol abuse with alcohol-induced psychotic disorder, unspecified	Diagnosis	ICD-10-CM
F10.18	Alcohol abuse with other alcohol-induced disorders	Diagnosis	ICD-10-CM
F10.180	Alcohol abuse with alcohol-induced anxiety disorder	Diagnosis	ICD-10-CM
F10.181	Alcohol abuse with alcohol-induced sexual dysfunction	Diagnosis	ICD-10-CM
F10.182	Alcohol abuse with alcohol-induced sleep disorder	Diagnosis	ICD-10-CM

Appendix E. List of International Classification of Diseases, Ninth Revision, Clinical Modification (ICD-9-CM) and International Classification of Diseases, Tenth Revision, Clinical Modification (ICD-10-CM) Diagnosis Codes Used to Define Baseline Characteristics in this Request

Code	Description	Code Category	Code Type
F10.188	Alcohol abuse with other alcohol-induced disorder	Diagnosis	ICD-10-CM
F10.19	Alcohol abuse with unspecified alcohol-induced disorder	Diagnosis	ICD-10-CM
F10.2	Alcohol dependence	Diagnosis	ICD-10-CM
F10.20	Alcohol dependence, uncomplicated	Diagnosis	ICD-10-CM
F10.21	Alcohol dependence, in remission	Diagnosis	ICD-10-CM
F10.22	Alcohol dependence with intoxication	Diagnosis	ICD-10-CM
F10.220	Alcohol dependence with intoxication, uncomplicated	Diagnosis	ICD-10-CM
F10.221	Alcohol dependence with intoxication delirium	Diagnosis	ICD-10-CM
F10.229	Alcohol dependence with intoxication, unspecified	Diagnosis	ICD-10-CM
F10.23	Alcohol dependence with withdrawal	Diagnosis	ICD-10-CM
F10.230	Alcohol dependence with withdrawal, uncomplicated	Diagnosis	ICD-10-CM
F10.231	Alcohol dependence with withdrawal delirium	Diagnosis	ICD-10-CM
F10.232	Alcohol dependence with withdrawal with perceptual disturbance	Diagnosis	ICD-10-CM
F10.239	Alcohol dependence with withdrawal, unspecified	Diagnosis	ICD-10-CM
F10.24	Alcohol dependence with alcohol-induced mood disorder	Diagnosis	ICD-10-CM
F10.25	Alcohol dependence with alcohol-induced psychotic disorder	Diagnosis	ICD-10-CM
F10.250	Alcohol dependence with alcohol-induced psychotic disorder with delusions	Diagnosis	ICD-10-CM
F10.251	Alcohol dependence with alcohol-induced psychotic disorder with hallucinations	Diagnosis	ICD-10-CM
F10.259	Alcohol dependence with alcohol-induced psychotic disorder, unspecified	Diagnosis	ICD-10-CM
F10.26	Alcohol dependence with alcohol-induced persisting amnestic disorder	Diagnosis	ICD-10-CM
F10.27	Alcohol dependence with alcohol-induced persisting dementia	Diagnosis	ICD-10-CM
F10.28	Alcohol dependence with other alcohol-induced disorders	Diagnosis	ICD-10-CM
F10.280	Alcohol dependence with alcohol-induced anxiety disorder	Diagnosis	ICD-10-CM
F10.281	Alcohol dependence with alcohol-induced sexual dysfunction	Diagnosis	ICD-10-CM
F10.282	Alcohol dependence with alcohol-induced sleep disorder	Diagnosis	ICD-10-CM
F10.288	Alcohol dependence with other alcohol-induced disorder	Diagnosis	ICD-10-CM
F10.29	Alcohol dependence with unspecified alcohol-induced disorder	Diagnosis	ICD-10-CM
F10.9	Alcohol use, unspecified	Diagnosis	ICD-10-CM
F10.92	Alcohol use, unspecified with intoxication	Diagnosis	ICD-10-CM
F10.920	Alcohol use, unspecified with intoxication, uncomplicated	Diagnosis	ICD-10-CM
F10.921	Alcohol use, unspecified with intoxication delirium	Diagnosis	ICD-10-CM
F10.929	Alcohol use, unspecified with intoxication, unspecified	Diagnosis	ICD-10-CM
F10.94	Alcohol use, unspecified with alcohol-induced mood disorder	Diagnosis	ICD-10-CM
F10.95	Alcohol use, unspecified with alcohol-induced psychotic disorder	Diagnosis	ICD-10-CM
F10.950	Alcohol use, unspecified with alcohol-induced psychotic disorder with delusions	Diagnosis	ICD-10-CM
F10.951	Alcohol use, unspecified with alcohol-induced psychotic disorder with hallucinations	Diagnosis	ICD-10-CM
F10.959	Alcohol use, unspecified with alcohol-induced psychotic disorder, unspecified	Diagnosis	ICD-10-CM
F10.96	Alcohol use, unspecified with alcohol-induced persisting amnestic disorder	Diagnosis	ICD-10-CM
F10.97	Alcohol use, unspecified with alcohol-induced persisting dementia	Diagnosis	ICD-10-CM
F10.98	Alcohol use, unspecified with other alcohol-induced disorders	Diagnosis	ICD-10-CM
F10.980	Alcohol use, unspecified with alcohol-induced anxiety disorder	Diagnosis	ICD-10-CM
F10.981	Alcohol use, unspecified with alcohol-induced sexual dysfunction	Diagnosis	ICD-10-CM
F10.982	Alcohol use, unspecified with alcohol-induced sleep disorder	Diagnosis	ICD-10-CM
F10.988	Alcohol use, unspecified with other alcohol-induced disorder	Diagnosis	ICD-10-CM
F10.99	Alcohol use, unspecified with unspecified alcohol-induced disorder	Diagnosis	ICD-10-CM
F11	Opioid related disorders	Diagnosis	ICD-10-CM
F11.1	Opioid abuse	Diagnosis	ICD-10-CM
F11.10	Opioid abuse, uncomplicated	Diagnosis	ICD-10-CM
F11.11	Opioid abuse, in remission	Diagnosis	ICD-10-CM

Appendix E. List of International Classification of Diseases, Ninth Revision, Clinical Modification (ICD-9-CM) and International Classification of Diseases, Tenth Revision, Clinical Modification (ICD-10-CM) Diagnosis Codes Used to Define Baseline Characteristics in this Request

Code	Description	Code Category	Code Type
F11.12	Opioid abuse with intoxication	Diagnosis	ICD-10-CM
F11.120	Opioid abuse with intoxication, uncomplicated	Diagnosis	ICD-10-CM
F11.121	Opioid abuse with intoxication delirium	Diagnosis	ICD-10-CM
F11.122	Opioid abuse with intoxication with perceptual disturbance	Diagnosis	ICD-10-CM
F11.129	Opioid abuse with intoxication, unspecified	Diagnosis	ICD-10-CM
F11.14	Opioid abuse with opioid-induced mood disorder	Diagnosis	ICD-10-CM
F11.15	Opioid abuse with opioid-induced psychotic disorder	Diagnosis	ICD-10-CM
F11.150	Opioid abuse with opioid-induced psychotic disorder with delusions	Diagnosis	ICD-10-CM
F11.151	Opioid abuse with opioid-induced psychotic disorder with hallucinations	Diagnosis	ICD-10-CM
F11.159	Opioid abuse with opioid-induced psychotic disorder, unspecified	Diagnosis	ICD-10-CM
F11.18	Opioid abuse with other opioid-induced disorder	Diagnosis	ICD-10-CM
F11.181	Opioid abuse with opioid-induced sexual dysfunction	Diagnosis	ICD-10-CM
F11.182	Opioid abuse with opioid-induced sleep disorder	Diagnosis	ICD-10-CM
F11.188	Opioid abuse with other opioid-induced disorder	Diagnosis	ICD-10-CM
F11.19	Opioid abuse with unspecified opioid-induced disorder	Diagnosis	ICD-10-CM
F11.2	Opioid dependence	Diagnosis	ICD-10-CM
F11.20	Opioid dependence, uncomplicated	Diagnosis	ICD-10-CM
F11.21	Opioid dependence, in remission	Diagnosis	ICD-10-CM
F11.22	Opioid dependence with intoxication	Diagnosis	ICD-10-CM
F11.220	Opioid dependence with intoxication, uncomplicated	Diagnosis	ICD-10-CM
F11.221	Opioid dependence with intoxication delirium	Diagnosis	ICD-10-CM
F11.222	Opioid dependence with intoxication with perceptual disturbance	Diagnosis	ICD-10-CM
F11.229	Opioid dependence with intoxication, unspecified	Diagnosis	ICD-10-CM
F11.23	Opioid dependence with withdrawal	Diagnosis	ICD-10-CM
F11.24	Opioid dependence with opioid-induced mood disorder	Diagnosis	ICD-10-CM
F11.25	Opioid dependence with opioid-induced psychotic disorder	Diagnosis	ICD-10-CM
F11.250	Opioid dependence with opioid-induced psychotic disorder with delusions	Diagnosis	ICD-10-CM
F11.251	Opioid dependence with opioid-induced psychotic disorder with hallucinations	Diagnosis	ICD-10-CM
F11.259	Opioid dependence with opioid-induced psychotic disorder, unspecified	Diagnosis	ICD-10-CM
F11.28	Opioid dependence with other opioid-induced disorder	Diagnosis	ICD-10-CM
F11.281	Opioid dependence with opioid-induced sexual dysfunction	Diagnosis	ICD-10-CM
F11.282	Opioid dependence with opioid-induced sleep disorder	Diagnosis	ICD-10-CM
F11.288	Opioid dependence with other opioid-induced disorder	Diagnosis	ICD-10-CM
F11.29	Opioid dependence with unspecified opioid-induced disorder	Diagnosis	ICD-10-CM
F11.9	Opioid use, unspecified	Diagnosis	ICD-10-CM
F11.90	Opioid use, unspecified, uncomplicated	Diagnosis	ICD-10-CM
F11.92	Opioid use, unspecified with intoxication	Diagnosis	ICD-10-CM
F11.920	Opioid use, unspecified with intoxication, uncomplicated	Diagnosis	ICD-10-CM
F11.921	Opioid use, unspecified with intoxication delirium	Diagnosis	ICD-10-CM
F11.922	Opioid use, unspecified with intoxication with perceptual disturbance	Diagnosis	ICD-10-CM
F11.929	Opioid use, unspecified with intoxication, unspecified	Diagnosis	ICD-10-CM
F11.93	Opioid use, unspecified with withdrawal	Diagnosis	ICD-10-CM
F11.94	Opioid use, unspecified with opioid-induced mood disorder	Diagnosis	ICD-10-CM
F11.95	Opioid use, unspecified with opioid-induced psychotic disorder	Diagnosis	ICD-10-CM
F11.950	Opioid use, unspecified with opioid-induced psychotic disorder with delusions	Diagnosis	ICD-10-CM
F11.951	Opioid use, unspecified with opioid-induced psychotic disorder with hallucinations	Diagnosis	ICD-10-CM
F11.959	Opioid use, unspecified with opioid-induced psychotic disorder, unspecified	Diagnosis	ICD-10-CM
F11.98	Opioid use, unspecified with other specified opioid-induced disorder	Diagnosis	ICD-10-CM
F11.981	Opioid use, unspecified with opioid-induced sexual dysfunction	Diagnosis	ICD-10-CM

Appendix E. List of International Classification of Diseases, Ninth Revision, Clinical Modification (ICD-9-CM) and International Classification of Diseases, Tenth Revision, Clinical Modification (ICD-10-CM) Diagnosis Codes Used to Define Baseline Characteristics in this Request

Code	Description	Code Category	Code Type
F11.982	Opioid use, unspecified with opioid-induced sleep disorder	Diagnosis	ICD-10-CM
F11.988	Opioid use, unspecified with other opioid-induced disorder	Diagnosis	ICD-10-CM
F11.99	Opioid use, unspecified with unspecified opioid-induced disorder	Diagnosis	ICD-10-CM
F12	Cannabis related disorders	Diagnosis	ICD-10-CM
F12.1	Cannabis abuse	Diagnosis	ICD-10-CM
F12.10	Cannabis abuse, uncomplicated	Diagnosis	ICD-10-CM
F12.11	Cannabis abuse, in remission	Diagnosis	ICD-10-CM
F12.12	Cannabis abuse with intoxication	Diagnosis	ICD-10-CM
F12.120	Cannabis abuse with intoxication, uncomplicated	Diagnosis	ICD-10-CM
F12.121	Cannabis abuse with intoxication delirium	Diagnosis	ICD-10-CM
F12.122	Cannabis abuse with intoxication with perceptual disturbance	Diagnosis	ICD-10-CM
F12.129	Cannabis abuse with intoxication, unspecified	Diagnosis	ICD-10-CM
F12.15	Cannabis abuse with psychotic disorder	Diagnosis	ICD-10-CM
F12.150	Cannabis abuse with psychotic disorder with delusions	Diagnosis	ICD-10-CM
F12.151	Cannabis abuse with psychotic disorder with hallucinations	Diagnosis	ICD-10-CM
F12.159	Cannabis abuse with psychotic disorder, unspecified	Diagnosis	ICD-10-CM
F12.18	Cannabis abuse with cannabis-induced disorder	Diagnosis	ICD-10-CM
F12.180	Cannabis abuse with cannabis-induced anxiety disorder	Diagnosis	ICD-10-CM
F12.188	Cannabis abuse with other cannabis-induced disorder	Diagnosis	ICD-10-CM
F12.19	Cannabis abuse with unspecified cannabis-induced disorder	Diagnosis	ICD-10-CM
F12.2	Cannabis dependence	Diagnosis	ICD-10-CM
F12.20	Cannabis dependence, uncomplicated	Diagnosis	ICD-10-CM
F12.21	Cannabis dependence, in remission	Diagnosis	ICD-10-CM
F12.22	Cannabis dependence with intoxication	Diagnosis	ICD-10-CM
F12.220	Cannabis dependence with intoxication, uncomplicated	Diagnosis	ICD-10-CM
F12.221	Cannabis dependence with intoxication delirium	Diagnosis	ICD-10-CM
F12.222	Cannabis dependence with intoxication with perceptual disturbance	Diagnosis	ICD-10-CM
F12.229	Cannabis dependence with intoxication, unspecified	Diagnosis	ICD-10-CM
F12.23	Cannabis dependence with withdrawal	Diagnosis	ICD-10-CM
F12.25	Cannabis dependence with psychotic disorder	Diagnosis	ICD-10-CM
F12.250	Cannabis dependence with psychotic disorder with delusions	Diagnosis	ICD-10-CM
F12.251	Cannabis dependence with psychotic disorder with hallucinations	Diagnosis	ICD-10-CM
F12.259	Cannabis dependence with psychotic disorder, unspecified	Diagnosis	ICD-10-CM
F12.28	Cannabis dependence with cannabis-induced disorder	Diagnosis	ICD-10-CM
F12.280	Cannabis dependence with cannabis-induced anxiety disorder	Diagnosis	ICD-10-CM
F12.288	Cannabis dependence with other cannabis-induced disorder	Diagnosis	ICD-10-CM
F12.29	Cannabis dependence with unspecified cannabis-induced disorder	Diagnosis	ICD-10-CM
F12.9	Cannabis use, unspecified	Diagnosis	ICD-10-CM
F12.90	Cannabis use, unspecified, uncomplicated	Diagnosis	ICD-10-CM
F12.92	Cannabis use, unspecified with intoxication	Diagnosis	ICD-10-CM
F12.920	Cannabis use, unspecified with intoxication, uncomplicated	Diagnosis	ICD-10-CM
F12.921	Cannabis use, unspecified with intoxication delirium	Diagnosis	ICD-10-CM
F12.922	Cannabis use, unspecified with intoxication with perceptual disturbance	Diagnosis	ICD-10-CM
F12.929	Cannabis use, unspecified with intoxication, unspecified	Diagnosis	ICD-10-CM
F12.93	Cannabis use, unspecified with withdrawal	Diagnosis	ICD-10-CM
F12.95	Cannabis use, unspecified with psychotic disorder	Diagnosis	ICD-10-CM
F12.950	Cannabis use, unspecified with psychotic disorder with delusions	Diagnosis	ICD-10-CM
F12.951	Cannabis use, unspecified with psychotic disorder with hallucinations	Diagnosis	ICD-10-CM
F12.959	Cannabis use, unspecified with psychotic disorder, unspecified	Diagnosis	ICD-10-CM
F12.98	Cannabis use, unspecified with other cannabis-induced disorder	Diagnosis	ICD-10-CM

Appendix E. List of International Classification of Diseases, Ninth Revision, Clinical Modification (ICD-9-CM) and International Classification of Diseases, Tenth Revision, Clinical Modification (ICD-10-CM) Diagnosis Codes Used to Define Baseline Characteristics in this Request

Code	Description	Code Category	Code Type
F12.980	Cannabis use, unspecified with anxiety disorder	Diagnosis	ICD-10-CM
F12.988	Cannabis use, unspecified with other cannabis-induced disorder	Diagnosis	ICD-10-CM
F12.99	Cannabis use, unspecified with unspecified cannabis-induced disorder	Diagnosis	ICD-10-CM
F13	Sedative, hypnotic, or anxiolytic related disorders	Diagnosis	ICD-10-CM
F13.1	Sedative, hypnotic or anxiolytic-related abuse	Diagnosis	ICD-10-CM
F13.10	Sedative, hypnotic or anxiolytic abuse, uncomplicated	Diagnosis	ICD-10-CM
F13.11	Sedative, hypnotic or anxiolytic abuse, in remission	Diagnosis	ICD-10-CM
F13.12	Sedative, hypnotic or anxiolytic abuse with intoxication	Diagnosis	ICD-10-CM
F13.120	Sedative, hypnotic or anxiolytic abuse with intoxication, uncomplicated	Diagnosis	ICD-10-CM
F13.121	Sedative, hypnotic or anxiolytic abuse with intoxication delirium	Diagnosis	ICD-10-CM
F13.129	Sedative, hypnotic or anxiolytic abuse with intoxication, unspecified	Diagnosis	ICD-10-CM
F13.14	Sedative, hypnotic or anxiolytic abuse with sedative, hypnotic or anxiolytic-induced mood disorder	Diagnosis	ICD-10-CM
F13.15	Sedative, hypnotic or anxiolytic abuse with sedative, hypnotic or anxiolytic-induced psychotic disorder	Diagnosis	ICD-10-CM
F13.150	Sedative, hypnotic or anxiolytic abuse with sedative, hypnotic or anxiolytic-induced psychotic disorder with delusions	Diagnosis	ICD-10-CM
F13.151	Sedative, hypnotic or anxiolytic abuse with sedative, hypnotic or anxiolytic-induced psychotic disorder with hallucinations	Diagnosis	ICD-10-CM
F13.159	Sedative, hypnotic or anxiolytic abuse with sedative, hypnotic or anxiolytic-induced psychotic disorder, unspecified	Diagnosis	ICD-10-CM
F13.18	Sedative, hypnotic or anxiolytic abuse with other sedative, hypnotic or anxiolytic-induced disorders	Diagnosis	ICD-10-CM
F13.180	Sedative, hypnotic or anxiolytic abuse with sedative, hypnotic or anxiolytic-induced anxiety disorder	Diagnosis	ICD-10-CM
F13.181	Sedative, hypnotic or anxiolytic abuse with sedative, hypnotic or anxiolytic-induced sexual dysfunction	Diagnosis	ICD-10-CM
F13.182	Sedative, hypnotic or anxiolytic abuse with sedative, hypnotic or anxiolytic-induced sleep disorder	Diagnosis	ICD-10-CM
F13.188	Sedative, hypnotic or anxiolytic abuse with other sedative, hypnotic or anxiolytic-induced disorder	Diagnosis	ICD-10-CM
F13.19	Sedative, hypnotic or anxiolytic abuse with unspecified sedative, hypnotic or anxiolytic-induced disorder	Diagnosis	ICD-10-CM
F13.2	Sedative, hypnotic or anxiolytic-related dependence	Diagnosis	ICD-10-CM
F13.20	Sedative, hypnotic or anxiolytic dependence, uncomplicated	Diagnosis	ICD-10-CM
F13.21	Sedative, hypnotic or anxiolytic dependence, in remission	Diagnosis	ICD-10-CM
F13.22	Sedative, hypnotic or anxiolytic dependence with intoxication	Diagnosis	ICD-10-CM
F13.220	Sedative, hypnotic or anxiolytic dependence with intoxication, uncomplicated	Diagnosis	ICD-10-CM
F13.221	Sedative, hypnotic or anxiolytic dependence with intoxication delirium	Diagnosis	ICD-10-CM
F13.229	Sedative, hypnotic or anxiolytic dependence with intoxication, unspecified	Diagnosis	ICD-10-CM
F13.23	Sedative, hypnotic or anxiolytic dependence with withdrawal	Diagnosis	ICD-10-CM
F13.230	Sedative, hypnotic or anxiolytic dependence with withdrawal, uncomplicated	Diagnosis	ICD-10-CM
F13.231	Sedative, hypnotic or anxiolytic dependence with withdrawal delirium	Diagnosis	ICD-10-CM
F13.232	Sedative, hypnotic or anxiolytic dependence with withdrawal with perceptual disturbance	Diagnosis	ICD-10-CM
F13.239	Sedative, hypnotic or anxiolytic dependence with withdrawal, unspecified	Diagnosis	ICD-10-CM
F13.24	Sedative, hypnotic or anxiolytic dependence with sedative, hypnotic or anxiolytic-induced mood disorder	Diagnosis	ICD-10-CM
F13.25	Sedative, hypnotic or anxiolytic dependence with sedative, hypnotic or anxiolytic-induced psychotic disorder	Diagnosis	ICD-10-CM

Appendix E. List of International Classification of Diseases, Ninth Revision, Clinical Modification (ICD-9-CM) and International Classification of Diseases, Tenth Revision, Clinical Modification (ICD-10-CM) Diagnosis Codes Used to Define Baseline Characteristics in this Request

Code	Description	Code Category	Code Type
F13.250	Sedative, hypnotic or anxiolytic dependence with sedative, hypnotic or anxiolytic-induced psychotic disorder with delusions	Diagnosis	ICD-10-CM
F13.251	Sedative, hypnotic or anxiolytic dependence with sedative, hypnotic or anxiolytic-induced psychotic disorder with hallucinations	Diagnosis	ICD-10-CM
F13.259	Sedative, hypnotic or anxiolytic dependence with sedative, hypnotic or anxiolytic-induced psychotic disorder, unspecified	Diagnosis	ICD-10-CM
F13.26	Sedative, hypnotic or anxiolytic dependence with sedative, hypnotic or anxiolytic-induced persisting amnestic disorder	Diagnosis	ICD-10-CM
F13.27	Sedative, hypnotic or anxiolytic dependence with sedative, hypnotic or anxiolytic-induced persisting dementia	Diagnosis	ICD-10-CM
F13.28	Sedative, hypnotic or anxiolytic dependence with other sedative, hypnotic or anxiolytic-induced disorders	Diagnosis	ICD-10-CM
F13.280	Sedative, hypnotic or anxiolytic dependence with sedative, hypnotic or anxiolytic-induced anxiety disorder	Diagnosis	ICD-10-CM
F13.281	Sedative, hypnotic or anxiolytic dependence with sedative, hypnotic or anxiolytic-induced sexual dysfunction	Diagnosis	ICD-10-CM
F13.282	Sedative, hypnotic or anxiolytic dependence with sedative, hypnotic or anxiolytic-induced sleep disorder	Diagnosis	ICD-10-CM
F13.288	Sedative, hypnotic or anxiolytic dependence with other sedative, hypnotic or anxiolytic-induced disorder	Diagnosis	ICD-10-CM
F13.29	Sedative, hypnotic or anxiolytic dependence with unspecified sedative, hypnotic or anxiolytic-induced disorder	Diagnosis	ICD-10-CM
F13.9	Sedative, hypnotic or anxiolytic-related use, unspecified	Diagnosis	ICD-10-CM
F13.90	Sedative, hypnotic, or anxiolytic use, unspecified, uncomplicated	Diagnosis	ICD-10-CM
F13.92	Sedative, hypnotic or anxiolytic use, unspecified with intoxication	Diagnosis	ICD-10-CM
F13.920	Sedative, hypnotic or anxiolytic use, unspecified with intoxication, uncomplicated	Diagnosis	ICD-10-CM
F13.921	Sedative, hypnotic or anxiolytic use, unspecified with intoxication delirium	Diagnosis	ICD-10-CM
F13.929	Sedative, hypnotic or anxiolytic use, unspecified with intoxication, unspecified	Diagnosis	ICD-10-CM
F13.93	Sedative, hypnotic or anxiolytic use, unspecified with withdrawal	Diagnosis	ICD-10-CM
F13.930	Sedative, hypnotic or anxiolytic use, unspecified with withdrawal, uncomplicated	Diagnosis	ICD-10-CM
F13.931	Sedative, hypnotic or anxiolytic use, unspecified with withdrawal delirium	Diagnosis	ICD-10-CM
F13.932	Sedative, hypnotic or anxiolytic use, unspecified with withdrawal with perceptual disturbances	Diagnosis	ICD-10-CM
F13.939	Sedative, hypnotic or anxiolytic use, unspecified with withdrawal, unspecified	Diagnosis	ICD-10-CM
F13.94	Sedative, hypnotic or anxiolytic use, unspecified with sedative, hypnotic or anxiolytic-induced mood disorder	Diagnosis	ICD-10-CM
F13.95	Sedative, hypnotic or anxiolytic use, unspecified with sedative, hypnotic or anxiolytic-induced psychotic disorder	Diagnosis	ICD-10-CM
F13.950	Sedative, hypnotic or anxiolytic use, unspecified with sedative, hypnotic or anxiolytic-induced psychotic disorder with delusions	Diagnosis	ICD-10-CM
F13.951	Sedative, hypnotic or anxiolytic use, unspecified with sedative, hypnotic or anxiolytic-induced psychotic disorder with hallucinations	Diagnosis	ICD-10-CM
F13.959	Sedative, hypnotic or anxiolytic use, unspecified with sedative, hypnotic or anxiolytic-induced psychotic disorder, unspecified	Diagnosis	ICD-10-CM
F13.96	Sedative, hypnotic or anxiolytic use, unspecified with sedative, hypnotic or anxiolytic-induced persisting amnestic disorder	Diagnosis	ICD-10-CM
F13.97	Sedative, hypnotic or anxiolytic use, unspecified with sedative, hypnotic or anxiolytic-induced persisting dementia	Diagnosis	ICD-10-CM

Appendix E. List of International Classification of Diseases, Ninth Revision, Clinical Modification (ICD-9-CM) and International Classification of Diseases, Tenth Revision, Clinical Modification (ICD-10-CM) Diagnosis Codes Used to Define Baseline Characteristics in this Request

Code	Description	Code Category	Code Type
F13.98	Sedative, hypnotic or anxiolytic use, unspecified with other sedative, hypnotic or anxiolytic-induced disorders	Diagnosis	ICD-10-CM
F13.980	Sedative, hypnotic or anxiolytic use, unspecified with sedative, hypnotic or anxiolytic-induced anxiety disorder	Diagnosis	ICD-10-CM
F13.981	Sedative, hypnotic or anxiolytic use, unspecified with sedative, hypnotic or anxiolytic-induced sexual dysfunction	Diagnosis	ICD-10-CM
F13.982	Sedative, hypnotic or anxiolytic use, unspecified with sedative, hypnotic or anxiolytic-induced sleep disorder	Diagnosis	ICD-10-CM
F13.988	Sedative, hypnotic or anxiolytic use, unspecified with other sedative, hypnotic or anxiolytic-induced disorder	Diagnosis	ICD-10-CM
F13.99	Sedative, hypnotic or anxiolytic use, unspecified with unspecified sedative, hypnotic or anxiolytic-induced disorder	Diagnosis	ICD-10-CM
F14	Cocaine related disorders	Diagnosis	ICD-10-CM
F14.1	Cocaine abuse	Diagnosis	ICD-10-CM
F14.10	Cocaine abuse, uncomplicated	Diagnosis	ICD-10-CM
F14.11	Cocaine abuse, in remission	Diagnosis	ICD-10-CM
F14.12	Cocaine abuse with intoxication	Diagnosis	ICD-10-CM
F14.120	Cocaine abuse with intoxication, uncomplicated	Diagnosis	ICD-10-CM
F14.121	Cocaine abuse with intoxication with delirium	Diagnosis	ICD-10-CM
F14.122	Cocaine abuse with intoxication with perceptual disturbance	Diagnosis	ICD-10-CM
F14.129	Cocaine abuse with intoxication, unspecified	Diagnosis	ICD-10-CM
F14.14	Cocaine abuse with cocaine-induced mood disorder	Diagnosis	ICD-10-CM
F14.15	Cocaine abuse with cocaine-induced psychotic disorder	Diagnosis	ICD-10-CM
F14.150	Cocaine abuse with cocaine-induced psychotic disorder with delusions	Diagnosis	ICD-10-CM
F14.151	Cocaine abuse with cocaine-induced psychotic disorder with hallucinations	Diagnosis	ICD-10-CM
F14.159	Cocaine abuse with cocaine-induced psychotic disorder, unspecified	Diagnosis	ICD-10-CM
F14.18	Cocaine abuse with other cocaine-induced disorder	Diagnosis	ICD-10-CM
F14.180	Cocaine abuse with cocaine-induced anxiety disorder	Diagnosis	ICD-10-CM
F14.181	Cocaine abuse with cocaine-induced sexual dysfunction	Diagnosis	ICD-10-CM
F14.182	Cocaine abuse with cocaine-induced sleep disorder	Diagnosis	ICD-10-CM
F14.188	Cocaine abuse with other cocaine-induced disorder	Diagnosis	ICD-10-CM
F14.19	Cocaine abuse with unspecified cocaine-induced disorder	Diagnosis	ICD-10-CM
F14.2	Cocaine dependence	Diagnosis	ICD-10-CM
F14.20	Cocaine dependence, uncomplicated	Diagnosis	ICD-10-CM
F14.21	Cocaine dependence, in remission	Diagnosis	ICD-10-CM
F14.22	Cocaine dependence with intoxication	Diagnosis	ICD-10-CM
F14.220	Cocaine dependence with intoxication, uncomplicated	Diagnosis	ICD-10-CM
F14.221	Cocaine dependence with intoxication delirium	Diagnosis	ICD-10-CM
F14.222	Cocaine dependence with intoxication with perceptual disturbance	Diagnosis	ICD-10-CM
F14.229	Cocaine dependence with intoxication, unspecified	Diagnosis	ICD-10-CM
F14.23	Cocaine dependence with withdrawal	Diagnosis	ICD-10-CM
F14.24	Cocaine dependence with cocaine-induced mood disorder	Diagnosis	ICD-10-CM
F14.25	Cocaine dependence with cocaine-induced psychotic disorder	Diagnosis	ICD-10-CM
F14.250	Cocaine dependence with cocaine-induced psychotic disorder with delusions	Diagnosis	ICD-10-CM
F14.251	Cocaine dependence with cocaine-induced psychotic disorder with hallucinations	Diagnosis	ICD-10-CM
F14.259	Cocaine dependence with cocaine-induced psychotic disorder, unspecified	Diagnosis	ICD-10-CM
F14.28	Cocaine dependence with other cocaine-induced disorder	Diagnosis	ICD-10-CM
F14.280	Cocaine dependence with cocaine-induced anxiety disorder	Diagnosis	ICD-10-CM
F14.281	Cocaine dependence with cocaine-induced sexual dysfunction	Diagnosis	ICD-10-CM
F14.282	Cocaine dependence with cocaine-induced sleep disorder	Diagnosis	ICD-10-CM

Appendix E. List of International Classification of Diseases, Ninth Revision, Clinical Modification (ICD-9-CM) and International Classification of Diseases, Tenth Revision, Clinical Modification (ICD-10-CM) Diagnosis Codes Used to Define Baseline Characteristics in this Request

Code	Description	Code Category	Code Type
F14.288	Cocaine dependence with other cocaine-induced disorder	Diagnosis	ICD-10-CM
F14.29	Cocaine dependence with unspecified cocaine-induced disorder	Diagnosis	ICD-10-CM
F14.9	Cocaine use, unspecified	Diagnosis	ICD-10-CM
F14.90	Cocaine use, unspecified, uncomplicated	Diagnosis	ICD-10-CM
F14.92	Cocaine use, unspecified with intoxication	Diagnosis	ICD-10-CM
F14.920	Cocaine use, unspecified with intoxication, uncomplicated	Diagnosis	ICD-10-CM
F14.921	Cocaine use, unspecified with intoxication delirium	Diagnosis	ICD-10-CM
F14.922	Cocaine use, unspecified with intoxication with perceptual disturbance	Diagnosis	ICD-10-CM
F14.929	Cocaine use, unspecified with intoxication, unspecified	Diagnosis	ICD-10-CM
F14.94	Cocaine use, unspecified with cocaine-induced mood disorder	Diagnosis	ICD-10-CM
F14.95	Cocaine use, unspecified with cocaine-induced psychotic disorder	Diagnosis	ICD-10-CM
F14.950	Cocaine use, unspecified with cocaine-induced psychotic disorder with delusions	Diagnosis	ICD-10-CM
F14.951	Cocaine use, unspecified with cocaine-induced psychotic disorder with hallucinations	Diagnosis	ICD-10-CM
F14.959	Cocaine use, unspecified with cocaine-induced psychotic disorder, unspecified	Diagnosis	ICD-10-CM
F14.98	Cocaine use, unspecified with other specified cocaine-induced disorder	Diagnosis	ICD-10-CM
F14.980	Cocaine use, unspecified with cocaine-induced anxiety disorder	Diagnosis	ICD-10-CM
F14.981	Cocaine use, unspecified with cocaine-induced sexual dysfunction	Diagnosis	ICD-10-CM
F14.982	Cocaine use, unspecified with cocaine-induced sleep disorder	Diagnosis	ICD-10-CM
F14.988	Cocaine use, unspecified with other cocaine-induced disorder	Diagnosis	ICD-10-CM
F14.99	Cocaine use, unspecified with unspecified cocaine-induced disorder	Diagnosis	ICD-10-CM
F15	Other stimulant related disorders	Diagnosis	ICD-10-CM
F15.1	Other stimulant abuse	Diagnosis	ICD-10-CM
F15.10	Other stimulant abuse, uncomplicated	Diagnosis	ICD-10-CM
F15.11	Other stimulant abuse, in remission	Diagnosis	ICD-10-CM
F15.12	Other stimulant abuse with intoxication	Diagnosis	ICD-10-CM
F15.120	Other stimulant abuse with intoxication, uncomplicated	Diagnosis	ICD-10-CM
F15.121	Other stimulant abuse with intoxication delirium	Diagnosis	ICD-10-CM
F15.122	Other stimulant abuse with intoxication with perceptual disturbance	Diagnosis	ICD-10-CM
F15.129	Other stimulant abuse with intoxication, unspecified	Diagnosis	ICD-10-CM
F15.14	Other stimulant abuse with stimulant-induced mood disorder	Diagnosis	ICD-10-CM
F15.15	Other stimulant abuse with stimulant-induced psychotic disorder	Diagnosis	ICD-10-CM
F15.150	Other stimulant abuse with stimulant-induced psychotic disorder with delusions	Diagnosis	ICD-10-CM
F15.151	Other stimulant abuse with stimulant-induced psychotic disorder with hallucinations	Diagnosis	ICD-10-CM
F15.159	Other stimulant abuse with stimulant-induced psychotic disorder, unspecified	Diagnosis	ICD-10-CM
F15.18	Other stimulant abuse with other stimulant-induced disorder	Diagnosis	ICD-10-CM
F15.180	Other stimulant abuse with stimulant-induced anxiety disorder	Diagnosis	ICD-10-CM
F15.181	Other stimulant abuse with stimulant-induced sexual dysfunction	Diagnosis	ICD-10-CM
F15.182	Other stimulant abuse with stimulant-induced sleep disorder	Diagnosis	ICD-10-CM
F15.188	Other stimulant abuse with other stimulant-induced disorder	Diagnosis	ICD-10-CM
F15.19	Other stimulant abuse with unspecified stimulant-induced disorder	Diagnosis	ICD-10-CM
F15.2	Other stimulant dependence	Diagnosis	ICD-10-CM
F15.20	Other stimulant dependence, uncomplicated	Diagnosis	ICD-10-CM
F15.21	Other stimulant dependence, in remission	Diagnosis	ICD-10-CM
F15.22	Other stimulant dependence with intoxication	Diagnosis	ICD-10-CM
F15.220	Other stimulant dependence with intoxication, uncomplicated	Diagnosis	ICD-10-CM
F15.221	Other stimulant dependence with intoxication delirium	Diagnosis	ICD-10-CM
F15.222	Other stimulant dependence with intoxication with perceptual disturbance	Diagnosis	ICD-10-CM
F15.229	Other stimulant dependence with intoxication, unspecified	Diagnosis	ICD-10-CM

Appendix E. List of International Classification of Diseases, Ninth Revision, Clinical Modification (ICD-9-CM) and International Classification of Diseases, Tenth Revision, Clinical Modification (ICD-10-CM) Diagnosis Codes Used to Define Baseline Characteristics in this Request

Code	Description	Code Category	Code Type
F15.23	Other stimulant dependence with withdrawal	Diagnosis	ICD-10-CM
F15.24	Other stimulant dependence with stimulant-induced mood disorder	Diagnosis	ICD-10-CM
F15.25	Other stimulant dependence with stimulant-induced psychotic disorder	Diagnosis	ICD-10-CM
F15.250	Other stimulant dependence with stimulant-induced psychotic disorder with delusions	Diagnosis	ICD-10-CM
F15.251	Other stimulant dependence with stimulant-induced psychotic disorder with hallucinations	Diagnosis	ICD-10-CM
F15.259	Other stimulant dependence with stimulant-induced psychotic disorder, unspecified	Diagnosis	ICD-10-CM
F15.28	Other stimulant dependence with other stimulant-induced disorder	Diagnosis	ICD-10-CM
F15.280	Other stimulant dependence with stimulant-induced anxiety disorder	Diagnosis	ICD-10-CM
F15.281	Other stimulant dependence with stimulant-induced sexual dysfunction	Diagnosis	ICD-10-CM
F15.282	Other stimulant dependence with stimulant-induced sleep disorder	Diagnosis	ICD-10-CM
F15.288	Other stimulant dependence with other stimulant-induced disorder	Diagnosis	ICD-10-CM
F15.29	Other stimulant dependence with unspecified stimulant-induced disorder	Diagnosis	ICD-10-CM
F15.9	Other stimulant use, unspecified	Diagnosis	ICD-10-CM
F15.90	Other stimulant use, unspecified, uncomplicated	Diagnosis	ICD-10-CM
F15.92	Other stimulant use, unspecified with intoxication	Diagnosis	ICD-10-CM
F15.920	Other stimulant use, unspecified with intoxication, uncomplicated	Diagnosis	ICD-10-CM
F15.921	Other stimulant use, unspecified with intoxication delirium	Diagnosis	ICD-10-CM
F15.922	Other stimulant use, unspecified with intoxication with perceptual disturbance	Diagnosis	ICD-10-CM
F15.929	Other stimulant use, unspecified with intoxication, unspecified	Diagnosis	ICD-10-CM
F15.93	Other stimulant use, unspecified with withdrawal	Diagnosis	ICD-10-CM
F15.94	Other stimulant use, unspecified with stimulant-induced mood disorder	Diagnosis	ICD-10-CM
F15.95	Other stimulant use, unspecified with stimulant-induced psychotic disorder	Diagnosis	ICD-10-CM
F15.950	Other stimulant use, unspecified with stimulant-induced psychotic disorder with delusions	Diagnosis	ICD-10-CM
F15.951	Other stimulant use, unspecified with stimulant-induced psychotic disorder with hallucinations	Diagnosis	ICD-10-CM
F15.959	Other stimulant use, unspecified with stimulant-induced psychotic disorder, unspecified	Diagnosis	ICD-10-CM
F15.98	Other stimulant use, unspecified with other stimulant-induced disorder	Diagnosis	ICD-10-CM
F15.980	Other stimulant use, unspecified with stimulant-induced anxiety disorder	Diagnosis	ICD-10-CM
F15.981	Other stimulant use, unspecified with stimulant-induced sexual dysfunction	Diagnosis	ICD-10-CM
F15.982	Other stimulant use, unspecified with stimulant-induced sleep disorder	Diagnosis	ICD-10-CM
F15.988	Other stimulant use, unspecified with other stimulant-induced disorder	Diagnosis	ICD-10-CM
F15.99	Other stimulant use, unspecified with unspecified stimulant-induced disorder	Diagnosis	ICD-10-CM
F16	Hallucinogen related disorders	Diagnosis	ICD-10-CM
F16.1	Hallucinogen abuse	Diagnosis	ICD-10-CM
F16.10	Hallucinogen abuse, uncomplicated	Diagnosis	ICD-10-CM
F16.11	Hallucinogen abuse, in remission	Diagnosis	ICD-10-CM
F16.12	Hallucinogen abuse with intoxication	Diagnosis	ICD-10-CM
F16.120	Hallucinogen abuse with intoxication, uncomplicated	Diagnosis	ICD-10-CM
F16.121	Hallucinogen abuse with intoxication with delirium	Diagnosis	ICD-10-CM
F16.122	Hallucinogen abuse with intoxication with perceptual disturbance	Diagnosis	ICD-10-CM
F16.129	Hallucinogen abuse with intoxication, unspecified	Diagnosis	ICD-10-CM
F16.14	Hallucinogen abuse with hallucinogen-induced mood disorder	Diagnosis	ICD-10-CM
F16.15	Hallucinogen abuse with hallucinogen-induced psychotic disorder	Diagnosis	ICD-10-CM
F16.150	Hallucinogen abuse with hallucinogen-induced psychotic disorder with delusions	Diagnosis	ICD-10-CM

Appendix E. List of International Classification of Diseases, Ninth Revision, Clinical Modification (ICD-9-CM) and International Classification of Diseases, Tenth Revision, Clinical Modification (ICD-10-CM) Diagnosis Codes Used to Define Baseline Characteristics in this Request

Code	Description	Code Category	Code Type
F16.151	Hallucinogen abuse with hallucinogen-induced psychotic disorder with hallucinations	Diagnosis	ICD-10-CM
F16.159	Hallucinogen abuse with hallucinogen-induced psychotic disorder, unspecified	Diagnosis	ICD-10-CM
F16.18	Hallucinogen abuse with other hallucinogen-induced disorder	Diagnosis	ICD-10-CM
F16.180	Hallucinogen abuse with hallucinogen-induced anxiety disorder	Diagnosis	ICD-10-CM
F16.183	Hallucinogen abuse with hallucinogen persisting perception disorder (flashbacks)	Diagnosis	ICD-10-CM
F16.188	Hallucinogen abuse with other hallucinogen-induced disorder	Diagnosis	ICD-10-CM
F16.19	Hallucinogen abuse with unspecified hallucinogen-induced disorder	Diagnosis	ICD-10-CM
F16.2	Hallucinogen dependence	Diagnosis	ICD-10-CM
F16.20	Hallucinogen dependence, uncomplicated	Diagnosis	ICD-10-CM
F16.21	Hallucinogen dependence, in remission	Diagnosis	ICD-10-CM
F16.22	Hallucinogen dependence with intoxication	Diagnosis	ICD-10-CM
F16.220	Hallucinogen dependence with intoxication, uncomplicated	Diagnosis	ICD-10-CM
F16.221	Hallucinogen dependence with intoxication with delirium	Diagnosis	ICD-10-CM
F16.229	Hallucinogen dependence with intoxication, unspecified	Diagnosis	ICD-10-CM
F16.24	Hallucinogen dependence with hallucinogen-induced mood disorder	Diagnosis	ICD-10-CM
F16.25	Hallucinogen dependence with hallucinogen-induced psychotic disorder	Diagnosis	ICD-10-CM
F16.250	Hallucinogen dependence with hallucinogen-induced psychotic disorder with delusions	Diagnosis	ICD-10-CM
F16.251	Hallucinogen dependence with hallucinogen-induced psychotic disorder with hallucinations	Diagnosis	ICD-10-CM
F16.259	Hallucinogen dependence with hallucinogen-induced psychotic disorder, unspecified	Diagnosis	ICD-10-CM
F16.28	Hallucinogen dependence with other hallucinogen-induced disorder	Diagnosis	ICD-10-CM
F16.280	Hallucinogen dependence with hallucinogen-induced anxiety disorder	Diagnosis	ICD-10-CM
F16.283	Hallucinogen dependence with hallucinogen persisting perception disorder (flashbacks)	Diagnosis	ICD-10-CM
F16.288	Hallucinogen dependence with other hallucinogen-induced disorder	Diagnosis	ICD-10-CM
F16.29	Hallucinogen dependence with unspecified hallucinogen-induced disorder	Diagnosis	ICD-10-CM
F16.9	Hallucinogen use, unspecified	Diagnosis	ICD-10-CM
F16.90	Hallucinogen use, unspecified, uncomplicated	Diagnosis	ICD-10-CM
F16.92	Hallucinogen use, unspecified with intoxication	Diagnosis	ICD-10-CM
F16.920	Hallucinogen use, unspecified with intoxication, uncomplicated	Diagnosis	ICD-10-CM
F16.921	Hallucinogen use, unspecified with intoxication with delirium	Diagnosis	ICD-10-CM
F16.929	Hallucinogen use, unspecified with intoxication, unspecified	Diagnosis	ICD-10-CM
F16.94	Hallucinogen use, unspecified with hallucinogen-induced mood disorder	Diagnosis	ICD-10-CM
F16.95	Hallucinogen use, unspecified with hallucinogen-induced psychotic disorder	Diagnosis	ICD-10-CM
F16.950	Hallucinogen use, unspecified with hallucinogen-induced psychotic disorder with delusions	Diagnosis	ICD-10-CM
F16.951	Hallucinogen use, unspecified with hallucinogen-induced psychotic disorder with hallucinations	Diagnosis	ICD-10-CM
F16.959	Hallucinogen use, unspecified with hallucinogen-induced psychotic disorder, unspecified	Diagnosis	ICD-10-CM
F16.98	Hallucinogen use, unspecified with other specified hallucinogen-induced disorder	Diagnosis	ICD-10-CM
F16.980	Hallucinogen use, unspecified with hallucinogen-induced anxiety disorder	Diagnosis	ICD-10-CM
F16.983	Hallucinogen use, unspecified with hallucinogen persisting perception disorder (flashbacks)	Diagnosis	ICD-10-CM
F16.988	Hallucinogen use, unspecified with other hallucinogen-induced disorder	Diagnosis	ICD-10-CM
F16.99	Hallucinogen use, unspecified with unspecified hallucinogen-induced disorder	Diagnosis	ICD-10-CM

Appendix E. List of International Classification of Diseases, Ninth Revision, Clinical Modification (ICD-9-CM) and International Classification of Diseases, Tenth Revision, Clinical Modification (ICD-10-CM) Diagnosis Codes Used to Define Baseline Characteristics in this Request

Code	Description	Code Category	Code Type
F18	Inhalant related disorders	Diagnosis	ICD-10-CM
F18.1	Inhalant abuse	Diagnosis	ICD-10-CM
F18.10	Inhalant abuse, uncomplicated	Diagnosis	ICD-10-CM
F18.11	Inhalant abuse, in remission	Diagnosis	ICD-10-CM
F18.12	Inhalant abuse with intoxication	Diagnosis	ICD-10-CM
F18.120	Inhalant abuse with intoxication, uncomplicated	Diagnosis	ICD-10-CM
F18.121	Inhalant abuse with intoxication delirium	Diagnosis	ICD-10-CM
F18.129	Inhalant abuse with intoxication, unspecified	Diagnosis	ICD-10-CM
F18.14	Inhalant abuse with inhalant-induced mood disorder	Diagnosis	ICD-10-CM
F18.15	Inhalant abuse with inhalant-induced psychotic disorder	Diagnosis	ICD-10-CM
F18.150	Inhalant abuse with inhalant-induced psychotic disorder with delusions	Diagnosis	ICD-10-CM
F18.151	Inhalant abuse with inhalant-induced psychotic disorder with hallucinations	Diagnosis	ICD-10-CM
F18.159	Inhalant abuse with inhalant-induced psychotic disorder, unspecified	Diagnosis	ICD-10-CM
F18.17	Inhalant abuse with inhalant-induced dementia	Diagnosis	ICD-10-CM
F18.18	Inhalant abuse with other inhalant-induced disorders	Diagnosis	ICD-10-CM
F18.180	Inhalant abuse with inhalant-induced anxiety disorder	Diagnosis	ICD-10-CM
F18.188	Inhalant abuse with other inhalant-induced disorder	Diagnosis	ICD-10-CM
F18.19	Inhalant abuse with unspecified inhalant-induced disorder	Diagnosis	ICD-10-CM
F18.2	Inhalant dependence	Diagnosis	ICD-10-CM
F18.20	Inhalant dependence, uncomplicated	Diagnosis	ICD-10-CM
F18.21	Inhalant dependence, in remission	Diagnosis	ICD-10-CM
F18.22	Inhalant dependence with intoxication	Diagnosis	ICD-10-CM
F18.220	Inhalant dependence with intoxication, uncomplicated	Diagnosis	ICD-10-CM
F18.221	Inhalant dependence with intoxication delirium	Diagnosis	ICD-10-CM
F18.229	Inhalant dependence with intoxication, unspecified	Diagnosis	ICD-10-CM
F18.24	Inhalant dependence with inhalant-induced mood disorder	Diagnosis	ICD-10-CM
F18.25	Inhalant dependence with inhalant-induced psychotic disorder	Diagnosis	ICD-10-CM
F18.250	Inhalant dependence with inhalant-induced psychotic disorder with delusions	Diagnosis	ICD-10-CM
F18.251	Inhalant dependence with inhalant-induced psychotic disorder with hallucinations	Diagnosis	ICD-10-CM
F18.259	Inhalant dependence with inhalant-induced psychotic disorder, unspecified	Diagnosis	ICD-10-CM
F18.27	Inhalant dependence with inhalant-induced dementia	Diagnosis	ICD-10-CM
F18.28	Inhalant dependence with other inhalant-induced disorders	Diagnosis	ICD-10-CM
F18.280	Inhalant dependence with inhalant-induced anxiety disorder	Diagnosis	ICD-10-CM
F18.288	Inhalant dependence with other inhalant-induced disorder	Diagnosis	ICD-10-CM
F18.29	Inhalant dependence with unspecified inhalant-induced disorder	Diagnosis	ICD-10-CM
F18.9	Inhalant use, unspecified	Diagnosis	ICD-10-CM
F18.90	Inhalant use, unspecified, uncomplicated	Diagnosis	ICD-10-CM
F18.92	Inhalant use, unspecified with intoxication	Diagnosis	ICD-10-CM
F18.920	Inhalant use, unspecified with intoxication, uncomplicated	Diagnosis	ICD-10-CM
F18.921	Inhalant use, unspecified with intoxication with delirium	Diagnosis	ICD-10-CM
F18.929	Inhalant use, unspecified with intoxication, unspecified	Diagnosis	ICD-10-CM
F18.94	Inhalant use, unspecified with inhalant-induced mood disorder	Diagnosis	ICD-10-CM
F18.95	Inhalant use, unspecified with inhalant-induced psychotic disorder	Diagnosis	ICD-10-CM
F18.950	Inhalant use, unspecified with inhalant-induced psychotic disorder with delusions	Diagnosis	ICD-10-CM
F18.951	Inhalant use, unspecified with inhalant-induced psychotic disorder with hallucinations	Diagnosis	ICD-10-CM
F18.959	Inhalant use, unspecified with inhalant-induced psychotic disorder, unspecified	Diagnosis	ICD-10-CM
F18.97	Inhalant use, unspecified with inhalant-induced persisting dementia	Diagnosis	ICD-10-CM

Appendix E. List of International Classification of Diseases, Ninth Revision, Clinical Modification (ICD-9-CM) and International Classification of Diseases, Tenth Revision, Clinical Modification (ICD-10-CM) Diagnosis Codes Used to Define Baseline Characteristics in this Request

Code	Description	Code Category	Code Type
F18.98	Inhalant use, unspecified with other inhalant-induced disorders	Diagnosis	ICD-10-CM
F18.980	Inhalant use, unspecified with inhalant-induced anxiety disorder	Diagnosis	ICD-10-CM
F18.988	Inhalant use, unspecified with other inhalant-induced disorder	Diagnosis	ICD-10-CM
F18.99	Inhalant use, unspecified with unspecified inhalant-induced disorder	Diagnosis	ICD-10-CM
F19	Other psychoactive substance related disorders	Diagnosis	ICD-10-CM
F19.1	Other psychoactive substance abuse	Diagnosis	ICD-10-CM
F19.10	Other psychoactive substance abuse, uncomplicated	Diagnosis	ICD-10-CM
F19.11	Other psychoactive substance abuse, in remission	Diagnosis	ICD-10-CM
F19.12	Other psychoactive substance abuse with intoxication	Diagnosis	ICD-10-CM
F19.120	Other psychoactive substance abuse with intoxication, uncomplicated	Diagnosis	ICD-10-CM
F19.121	Other psychoactive substance abuse with intoxication delirium	Diagnosis	ICD-10-CM
F19.122	Other psychoactive substance abuse with intoxication with perceptual disturbances	Diagnosis	ICD-10-CM
F19.129	Other psychoactive substance abuse with intoxication, unspecified	Diagnosis	ICD-10-CM
F19.14	Other psychoactive substance abuse with psychoactive substance-induced mood disorder	Diagnosis	ICD-10-CM
F19.15	Other psychoactive substance abuse with psychoactive substance-induced psychotic disorder	Diagnosis	ICD-10-CM
F19.150	Other psychoactive substance abuse with psychoactive substance-induced psychotic disorder with delusions	Diagnosis	ICD-10-CM
F19.151	Other psychoactive substance abuse with psychoactive substance-induced psychotic disorder with hallucinations	Diagnosis	ICD-10-CM
F19.159	Other psychoactive substance abuse with psychoactive substance-induced psychotic disorder, unspecified	Diagnosis	ICD-10-CM
F19.16	Other psychoactive substance abuse with psychoactive substance-induced persisting amnesic disorder	Diagnosis	ICD-10-CM
F19.17	Other psychoactive substance abuse with psychoactive substance-induced persisting dementia	Diagnosis	ICD-10-CM
F19.18	Other psychoactive substance abuse with other psychoactive substance-induced disorders	Diagnosis	ICD-10-CM
F19.180	Other psychoactive substance abuse with psychoactive substance-induced anxiety disorder	Diagnosis	ICD-10-CM
F19.181	Other psychoactive substance abuse with psychoactive substance-induced sexual dysfunction	Diagnosis	ICD-10-CM
F19.182	Other psychoactive substance abuse with psychoactive substance-induced sleep disorder	Diagnosis	ICD-10-CM
F19.188	Other psychoactive substance abuse with other psychoactive substance-induced disorder	Diagnosis	ICD-10-CM
F19.19	Other psychoactive substance abuse with unspecified psychoactive substance-induced disorder	Diagnosis	ICD-10-CM
F19.2	Other psychoactive substance dependence	Diagnosis	ICD-10-CM
F19.20	Other psychoactive substance dependence, uncomplicated	Diagnosis	ICD-10-CM
F19.21	Other psychoactive substance dependence, in remission	Diagnosis	ICD-10-CM
F19.22	Other psychoactive substance dependence with intoxication	Diagnosis	ICD-10-CM
F19.220	Other psychoactive substance dependence with intoxication, uncomplicated	Diagnosis	ICD-10-CM
F19.221	Other psychoactive substance dependence with intoxication delirium	Diagnosis	ICD-10-CM
F19.222	Other psychoactive substance dependence with intoxication with perceptual disturbance	Diagnosis	ICD-10-CM
F19.229	Other psychoactive substance dependence with intoxication, unspecified	Diagnosis	ICD-10-CM
F19.23	Other psychoactive substance dependence with withdrawal	Diagnosis	ICD-10-CM

Appendix E. List of International Classification of Diseases, Ninth Revision, Clinical Modification (ICD-9-CM) and International Classification of Diseases, Tenth Revision, Clinical Modification (ICD-10-CM) Diagnosis Codes Used to Define Baseline Characteristics in this Request

Code	Description	Code Category	Code Type
F19.230	Other psychoactive substance dependence with withdrawal, uncomplicated	Diagnosis	ICD-10-CM
F19.231	Other psychoactive substance dependence with withdrawal delirium	Diagnosis	ICD-10-CM
F19.232	Other psychoactive substance dependence with withdrawal with perceptual disturbance	Diagnosis	ICD-10-CM
F19.239	Other psychoactive substance dependence with withdrawal, unspecified	Diagnosis	ICD-10-CM
F19.24	Other psychoactive substance dependence with psychoactive substance-induced mood disorder	Diagnosis	ICD-10-CM
F19.25	Other psychoactive substance dependence with psychoactive substance-induced psychotic disorder	Diagnosis	ICD-10-CM
F19.250	Other psychoactive substance dependence with psychoactive substance-induced psychotic disorder with delusions	Diagnosis	ICD-10-CM
F19.251	Other psychoactive substance dependence with psychoactive substance-induced psychotic disorder with hallucinations	Diagnosis	ICD-10-CM
F19.259	Other psychoactive substance dependence with psychoactive substance-induced psychotic disorder, unspecified	Diagnosis	ICD-10-CM
F19.26	Other psychoactive substance dependence with psychoactive substance-induced persisting amnestic disorder	Diagnosis	ICD-10-CM
F19.27	Other psychoactive substance dependence with psychoactive substance-induced persisting dementia	Diagnosis	ICD-10-CM
F19.28	Other psychoactive substance dependence with other psychoactive substance-induced disorders	Diagnosis	ICD-10-CM
F19.280	Other psychoactive substance dependence with psychoactive substance-induced anxiety disorder	Diagnosis	ICD-10-CM
F19.281	Other psychoactive substance dependence with psychoactive substance-induced sexual dysfunction	Diagnosis	ICD-10-CM
F19.282	Other psychoactive substance dependence with psychoactive substance-induced sleep disorder	Diagnosis	ICD-10-CM
F19.288	Other psychoactive substance dependence with other psychoactive substance-induced disorder	Diagnosis	ICD-10-CM
F19.29	Other psychoactive substance dependence with unspecified psychoactive substance-induced disorder	Diagnosis	ICD-10-CM
F19.9	Other psychoactive substance use, unspecified	Diagnosis	ICD-10-CM
F19.90	Other psychoactive substance use, unspecified, uncomplicated	Diagnosis	ICD-10-CM
F19.92	Other psychoactive substance use, unspecified with intoxication	Diagnosis	ICD-10-CM
F19.920	Other psychoactive substance use, unspecified with intoxication, uncomplicated	Diagnosis	ICD-10-CM
F19.921	Other psychoactive substance use, unspecified with intoxication with delirium	Diagnosis	ICD-10-CM
F19.922	Other psychoactive substance use, unspecified with intoxication with perceptual disturbance	Diagnosis	ICD-10-CM
F19.929	Other psychoactive substance use, unspecified with intoxication, unspecified	Diagnosis	ICD-10-CM
F19.93	Other psychoactive substance use, unspecified with withdrawal	Diagnosis	ICD-10-CM
F19.930	Other psychoactive substance use, unspecified with withdrawal, uncomplicated	Diagnosis	ICD-10-CM
F19.931	Other psychoactive substance use, unspecified with withdrawal delirium	Diagnosis	ICD-10-CM
F19.932	Other psychoactive substance use, unspecified with withdrawal with perceptual disturbance	Diagnosis	ICD-10-CM
F19.939	Other psychoactive substance use, unspecified with withdrawal, unspecified	Diagnosis	ICD-10-CM
F19.94	Other psychoactive substance use, unspecified with psychoactive substance-induced mood disorder	Diagnosis	ICD-10-CM
F19.95	Other psychoactive substance use, unspecified with psychoactive substance-induced psychotic disorder	Diagnosis	ICD-10-CM

Appendix E. List of International Classification of Diseases, Ninth Revision, Clinical Modification (ICD-9-CM) and International Classification of Diseases, Tenth Revision, Clinical Modification (ICD-10-CM) Diagnosis Codes Used to Define Baseline Characteristics in this Request

Code	Description	Code Category	Code Type
F19.950	Other psychoactive substance use, unspecified with psychoactive substance-induced psychotic disorder with delusions	Diagnosis	ICD-10-CM
F19.951	Other psychoactive substance use, unspecified with psychoactive substance-induced psychotic disorder with hallucinations	Diagnosis	ICD-10-CM
F19.959	Other psychoactive substance use, unspecified with psychoactive substance-induced psychotic disorder, unspecified	Diagnosis	ICD-10-CM
F19.96	Other psychoactive substance use, unspecified with psychoactive substance-induced persisting amnestic disorder	Diagnosis	ICD-10-CM
F19.97	Other psychoactive substance use, unspecified with psychoactive substance-induced persisting dementia	Diagnosis	ICD-10-CM
F19.98	Other psychoactive substance use, unspecified with other psychoactive substance-induced disorders	Diagnosis	ICD-10-CM
F19.980	Other psychoactive substance use, unspecified with psychoactive substance-induced anxiety disorder	Diagnosis	ICD-10-CM
F19.981	Other psychoactive substance use, unspecified with psychoactive substance-induced sexual dysfunction	Diagnosis	ICD-10-CM
F19.982	Other psychoactive substance use, unspecified with psychoactive substance-induced sleep disorder	Diagnosis	ICD-10-CM
F19.988	Other psychoactive substance use, unspecified with other psychoactive substance-induced disorder	Diagnosis	ICD-10-CM
F19.99	Other psychoactive substance use, unspecified with unspecified psychoactive substance-induced disorder	Diagnosis	ICD-10-CM
F55.0	Abuse of antacids	Diagnosis	ICD-10-CM
F55.1	Abuse of herbal or folk remedies	Diagnosis	ICD-10-CM
F55.2	Abuse of laxatives	Diagnosis	ICD-10-CM
F55.3	Abuse of steroids or hormones	Diagnosis	ICD-10-CM
F55.4	Abuse of vitamins	Diagnosis	ICD-10-CM
F55.8	Abuse of other non-psychoactive substances	Diagnosis	ICD-10-CM
G62.1	Alcoholic polyneuropathy	Diagnosis	ICD-10-CM
HZ2ZZZZ	Detoxification Services for Substance Abuse Treatment	Procedure	ICD-10-CM
HZ30ZZZ	Individual Counseling for Substance Abuse Treatment, Cognitive	Procedure	ICD-10-CM
HZ31ZZZ	Individual Counseling for Substance Abuse Treatment, Behavioral	Procedure	ICD-10-CM
HZ32ZZZ	Individual Counseling for Substance Abuse Treatment, Cognitive-Behavioral	Procedure	ICD-10-CM
HZ33ZZZ	Individual Counseling for Substance Abuse Treatment, 12-Step	Procedure	ICD-10-CM
HZ34ZZZ	Individual Counseling for Substance Abuse Treatment, Interpersonal	Procedure	ICD-10-CM
HZ35ZZZ	Individual Counseling for Substance Abuse Treatment, Vocational	Procedure	ICD-10-CM
HZ36ZZZ	Individual Counseling for Substance Abuse Treatment, Psychoeducation	Procedure	ICD-10-CM
HZ37ZZZ	Individual Counseling for Substance Abuse Treatment, Motivational Enhancement	Procedure	ICD-10-CM
HZ38ZZZ	Individual Counseling for Substance Abuse Treatment, Confrontational	Procedure	ICD-10-CM
HZ39ZZZ	Individual Counseling for Substance Abuse Treatment, Continuing Care	Procedure	ICD-10-CM
HZ3BZZZ	Individual Counseling for Substance Abuse Treatment, Spiritual	Procedure	ICD-10-CM
HZ40ZZZ	Group Counseling for Substance Abuse Treatment, Cognitive	Procedure	ICD-10-CM
HZ41ZZZ	Group Counseling for Substance Abuse Treatment, Behavioral	Procedure	ICD-10-CM
HZ42ZZZ	Group Counseling for Substance Abuse Treatment, Cognitive-Behavioral	Procedure	ICD-10-CM
HZ43ZZZ	Group Counseling for Substance Abuse Treatment, 12-Step	Procedure	ICD-10-CM
HZ44ZZZ	Group Counseling for Substance Abuse Treatment, Interpersonal	Procedure	ICD-10-CM
HZ45ZZZ	Group Counseling for Substance Abuse Treatment, Vocational	Procedure	ICD-10-CM
HZ46ZZZ	Group Counseling for Substance Abuse Treatment, Psychoeducation	Procedure	ICD-10-CM
HZ47ZZZ	Group Counseling for Substance Abuse Treatment, Motivational Enhancement	Procedure	ICD-10-CM

Appendix E. List of International Classification of Diseases, Ninth Revision, Clinical Modification (ICD-9-CM) and International Classification of Diseases, Tenth Revision, Clinical Modification (ICD-10-CM) Diagnosis Codes Used to Define Baseline Characteristics in this Request

Code	Description	Code Category	Code Type
HZ48ZZZ	Group Counseling for Substance Abuse Treatment, Confrontational	Procedure	ICD-10-CM
HZ49ZZZ	Group Counseling for Substance Abuse Treatment, Continuing Care	Procedure	ICD-10-CM
HZ4BZZZ	Group Counseling for Substance Abuse Treatment, Spiritual	Procedure	ICD-10-CM
HZ50ZZZ	Individual Psychotherapy for Substance Abuse Treatment, Cognitive	Procedure	ICD-10-CM
HZ51ZZZ	Individual Psychotherapy for Substance Abuse Treatment, Behavioral	Procedure	ICD-10-CM
HZ52ZZZ	Individual Psychotherapy for Substance Abuse Treatment, Cognitive-Behavioral	Procedure	ICD-10-CM
HZ53ZZZ	Individual Psychotherapy for Substance Abuse Treatment, 12-Step	Procedure	ICD-10-CM
HZ54ZZZ	Individual Psychotherapy for Substance Abuse Treatment, Interpersonal	Procedure	ICD-10-CM
HZ55ZZZ	Individual Psychotherapy for Substance Abuse Treatment, Interactive	Procedure	ICD-10-CM
HZ56ZZZ	Individual Psychotherapy for Substance Abuse Treatment, Psychoeducation	Procedure	ICD-10-CM
HZ57ZZZ	Individual Psychotherapy for Substance Abuse Treatment, Motivational Enhancement	Procedure	ICD-10-CM
HZ58ZZZ	Individual Psychotherapy for Substance Abuse Treatment, Confrontational	Procedure	ICD-10-CM
HZ59ZZZ	Individual Psychotherapy for Substance Abuse Treatment, Supportive	Procedure	ICD-10-CM
HZ5BZZZ	Individual Psychotherapy for Substance Abuse Treatment, Psychoanalysis	Procedure	ICD-10-CM
HZ5CZZZ	Individual Psychotherapy for Substance Abuse Treatment, Psychodynamic	Procedure	ICD-10-CM
HZ5DZZZ	Individual Psychotherapy for Substance Abuse Treatment, Psychophysiological	Procedure	ICD-10-CM
HZ63ZZZ	Family Counseling for Substance Abuse Treatment	Procedure	ICD-10-CM
HZ83ZZZ	Medication Management for Substance Abuse Treatment, Antabuse	Procedure	ICD-10-CM
HZ86ZZZ	Medication Management for Substance Abuse Treatment, Clonidine	Procedure	ICD-10-CM
HZ88ZZZ	Medication Management for Substance Abuse Treatment, Psychiatric Medication	Procedure	ICD-10-CM
HZ89ZZZ	Medication Management for Substance Abuse Treatment, Other Replacement Medication	Procedure	ICD-10-CM
HZ93ZZZ	Pharmacotherapy for Substance Abuse Treatment, Antabuse	Procedure	ICD-10-CM
HZ96ZZZ	Pharmacotherapy for Substance Abuse Treatment, Clonidine	Procedure	ICD-10-CM
HZ98ZZZ	Pharmacotherapy for Substance Abuse Treatment, Psychiatric Medication	Procedure	ICD-10-CM
HZ99ZZZ	Pharmacotherapy for Substance Abuse Treatment, Other Replacement Medication	Procedure	ICD-10-CM
I42.6	Alcoholic cardiomyopathy	Diagnosis	ICD-10-CM
K29.20	Alcoholic gastritis without bleeding	Diagnosis	ICD-10-CM
K29.21	Alcoholic gastritis with bleeding	Diagnosis	ICD-10-CM
K70.0	Alcoholic fatty liver	Diagnosis	ICD-10-CM
K70.10	Alcoholic hepatitis without ascites	Diagnosis	ICD-10-CM
K70.11	Alcoholic hepatitis with ascites	Diagnosis	ICD-10-CM
K70.2	Alcoholic fibrosis and sclerosis of liver	Diagnosis	ICD-10-CM
K70.30	Alcoholic cirrhosis of liver without ascites	Diagnosis	ICD-10-CM
K70.31	Alcoholic cirrhosis of liver with ascites	Diagnosis	ICD-10-CM
K70.40	Alcoholic hepatic failure without coma	Diagnosis	ICD-10-CM
K70.41	Alcoholic hepatic failure with coma	Diagnosis	ICD-10-CM
K70.9	Alcoholic liver disease, unspecified	Diagnosis	ICD-10-CM
O99.320	Drug use complicating pregnancy, unspecified trimester	Diagnosis	ICD-10-CM
O99.321	Drug use complicating pregnancy, first trimester	Diagnosis	ICD-10-CM
O99.322	Drug use complicating pregnancy, second trimester	Diagnosis	ICD-10-CM
O99.323	Drug use complicating pregnancy, third trimester	Diagnosis	ICD-10-CM
O99.324	Drug use complicating childbirth	Diagnosis	ICD-10-CM
O99.325	Drug use complicating the puerperium	Diagnosis	ICD-10-CM
R78.0	Finding of alcohol in blood	Diagnosis	ICD-10-CM
V11.3	Personal history of alcoholism	Diagnosis	ICD-09-CM
Z65.8	Other specified problems related to psychosocial circumstances	Diagnosis	ICD-10-CM

Appendix F. List of Generic and Brand Names for Medical Products Used to Define Baseline Characteristics in this Request

Generic Name	Brand Name
Nicotine	
varenicline tartrate	Chantix Starting Month Box
varenicline tartrate	Chantix Starting Month Pak
bupropion HCl	Zyban
bupropion HCl	bupropion HCl (smoking deter)
bupropion HCl	Buproban
varenicline tartrate	Chantix
varenicline tartrate	Chantix Continuing Month Box
varenicline tartrate	Chantix Continuing Month Pak
nicotine	Nicotrol NS
nicotine polacrilex	nicotine polacrilex (bulk)
nicotine bitartrate	Nicotine Tartrate
nicotine	nicotine
nicotine	Nicoderm CQ
nicotine	NTS Step 1
nicotine polacrilex	nicotine (polacrilex)
nicotine polacrilex	Nicorette
nicotine polacrilex	Quit 4
nicotine polacrilex	Nicorelief
nicotine polacrilex	Quit 2
nicotine polacrilex	Stop Smoking Aid
nicotine polacrilex	Thrive Nicotine
nicotine	Nicotrol
Obesity	
phentermine HCl	Suprenza
lorcaserin HCl	Belviq XR
diethylpropion HCl	diethylpropion
diethylpropion HCl	Tenuate Dospan
diethylpropion HCl	Dipro
benzphetamine HCl	benzphetamine
phendimetrazine tartrate	phendimetrazine tartrate
phentermine HCl	phentermine
phendimetrazine tartrate	Phenzene
phentermine HCl	Supramine
benzphetamine HCl	Didrex
phendimetrazine tartrate	Bontril PDM
phentermine HCl	Adipex-P
phendimetrazine tartrate	Statobex
phentermine HCl	Pro-Fast SA
lorcaserin HCl	Belviq
phendimetrazine tartrate	Obezine
diethylpropion HCl	Tenuate
phendimetrazine tartrate	Weightrol
phentermine HCl	Panshape M
phentermine HCl	Lomaira

Appendix F. List of Generic and Brand Names for Medical Products Used to Define Baseline Characteristics in this Request

Generic Name	Brand Name
benzphetamine HCl	Regimex
phentermine HCl	phentermine HCl (bulk)
phentermine resin	Ionamin
phendimetrazine tartrate	Bontril Slow-Release
phentermine resin	Ionamin-30
phendimetrazine tartrate	X-Trozone LA
phentermine resin	Ionamin-15
phendimetrazine tartrate	Bontril SR
phendimetrazine tartrate	Prelu-2 TR
phendimetrazine tartrate	Adipost
phendimetrazine tartrate	Phendiet-105 SA
phendimetrazine tartrate	Pt-105
phendimetrazine tartrate	Melfiat CR
phendimetrazine tartrate	Neocurb-Td
phentermine HCl/topiramate	Qsymia
sibutramine HCl m-hydrate	Meridia
orlistat	Xenical
phentermine HCl	Fastin (phentermine)
phentermine HCl	Oby-Trim
orlistat	Alli
phentermine HCl	Pro-Fast SR
phentermine HCl	Zantryl
phentermine HCl	Tara-30 #1
phentermine HCl	Obenix
phentermine HCl	Termene
phendimetrazine tartrate	Phendiet
phentermine HCl	Phentride
phentermine HCl	Oby-Cap
phentermine HCl	Pro-Fast HS

Appendix G. List of Generic and Brand Names for Medical Products Used to Define Comedications in this Request

Generic Name	Brand Name
MAS ER	
dextroamphetamine sulf-saccharate/amphetamine sulf-aspartate	Adderall XR
dextroamphetamine sulf-saccharate/amphetamine sulf-aspartate	Mydayis
dextroamphetamine sulf-saccharate/amphetamine sulf-aspartate	dextroamphetamine-amphetamine
Other CNS Stimulants	
amphetamine sulfate	Evekeo ODT
amphetamine	Adzenys XR-ODT
amphetamine sulfate	amphetamine sulfate
dextroamphetamine sulfate	dextroamphetamine
methamphetamine HCl	Desoxyn
amphetamine sulfate	Evekeo
dextroamphetamine sulfate	Zenzedi
methamphetamine HCl	methamphetamine
dextroamphetamine sulfate	Dexedrine
amphetamine	Adzenys ER
amphetamine	amphetamine
amphetamine	Dyanavel XR
dextroamphetamine sulfate	ProCentra
dextroamphetamine sulfate	Dexedrine Spansule
Wake Promoting Agents	
methylphenidate HCl	methylphenidate HCl
methylphenidate HCl	Methylin
methylphenidate HCl	Ritalin
armodafinil	armodafinil
modafinil	modafinil
dextroamphetamine sulfate	dextroamphetamine
modafinil	Provigil
armodafinil	Nuvigil
solriamfetol HCl	Sunosi
Sodium Oxybate	
sodium oxybate	Xyrem
Atomoxetine	
atomoxetine HCl	Strattera
atomoxetine HCl	atomoxetine
Clonidine	
clonidine HCl	clonidine HCl
clonidine HCl	Kapvay
clonidine HCl	Kapvay Dose Pack
clonidine HCl/chlorthalidone	Clorpres
clonidine HCl	Catapres
ropivacaine HCl/clonidine HCl/ketorolac tromethamine	ropivacaine-clonidin-ketorolac
ropivacaine HCl/epinephrine/clonidine HCl/ketorolac trometh	ropivacaine-epi-clonid-ketorol
clonidine HCl/PF	clonidine (PF)

Appendix G. List of Generic and Brand Names for Medical Products Used to Define Comedications in this Request

Generic Name	Brand Name
clonidine HCl/PF	Duraclon (PF)
clonidine	clonidine
clonidine	Catapres-TTS-1
clonidine	Catapres-TTS-2
clonidine	Catapres-TTS-3
Guanfacine	
guanfacine HCl	guanfacine
guanfacine HCl	Intuniv ER
guanfacine HCl	Tenex
Antidepressant (Any)	
vilazodone HCl	Viiibryd
milnacipran HCl	Savella
mirtazapine	mirtazapine
mirtazapine	Remeron SolTab
bupropion HCl	bupropion HCl
bupropion HCl	Wellbutrin SR
bupropion HCl	Budeprion SR
venlafaxine HCl	venlafaxine
desvenlafaxine fumarate	desvenlafaxine fumarate
desvenlafaxine	Khedezla
desvenlafaxine	desvenlafaxine
bupropion HCl	Wellbutrin XL
paroxetine HCl	paroxetine HCl
paroxetine HCl	Paxil CR
desvenlafaxine succinate	Pristiq
desvenlafaxine succinate	desvenlafaxine succinate
bupropion HCl	Budeprion XL
bupropion HBr	Aplenzin
trazodone HCl	Oleptro ER
bupropion HCl	Forfivo XL
escitalopram oxalate	escitalopram oxalate
imipramine HCl	imipramine HCl
nefazodone HCl	nefazodone
amitriptyline HCl	amitriptyline
sertraline HCl	sertraline
protriptyline HCl	Vivactil
paroxetine HCl	Paxil
trazodone HCl	trazodone
citalopram hydrobromide	citalopram
mirtazapine	Remeron
desipramine HCl	Norpramin
doxepin HCl	Silenor
escitalopram oxalate	Lexapro

Appendix G. List of Generic and Brand Names for Medical Products Used to Define Comedications in this Request

Generic Name	Brand Name
fluoxetine HCl	fluoxetine
sertraline HCl	Zoloft
fluvoxamine maleate	fluvoxamine
imipramine HCl	Tofranil
protriptyline HCl	protriptyline
vortioxetine hydrobromide	Trintellix
perphenazine/amitriptyline HCl	perphenazine-amitriptyline
doxepin HCl	doxepin
citalopram hydrobromide	Celexa
vortioxetine hydrobromide	Brintellix
amoxapine	amoxapine
tranylcypromine sulfate	tranylcypromine
paroxetine mesylate	Pexeva
isocarboxazid	Marplan
phenelzine sulfate	phenelzine
amitriptyline HCl/chlordiazepoxide	amitriptyline-chlordiazepoxide
fluoxetine HCl	Sarafem
maprotiline HCl	maprotiline
phenelzine sulfate	Nardil
bupropion HCl	Wellbutrin
tranylcypromine sulfate	Parnate
esketamine HCl	Spravato
nortriptyline HCl	nortriptyline
brexanolone	Zulresso
doxepin HCl	doxepin HCl (bulk)
nortriptyline HCl	nortriptyline (bulk)
fluoxetine	fluoxetine (bulk)
clomipramine HCl	clomipramine (bulk)
sertraline HCl	sertraline (bulk)
mirtazapine	mirtazapine (bulk)
serotonin HCl	serotonin HCl (bulk)
duloxetine HCl	duloxetine HCl (bulk)
bupropion HCl	bupropion HCl (bulk)
tryptophan	tryptophan (bulk)
trazodone HCl	trazodone (bulk)
phenelzine sulfate	phenelzine (bulk)
benactyzine HCl	benactyzine HCl (bulk)
desipramine HCl	desipramine HCl (bulk)
amitriptyline HCl	amitriptyline (bulk)
imipramine HCl	imipramine (bulk)
selegiline	Emsam
venlafaxine HCl	Effexor XR
fluvoxamine maleate	Luvox CR

Appendix G. List of Generic and Brand Names for Medical Products Used to Define Comedications in this Request

Generic Name	Brand Name
levomilnacipran HCl	Fetzima
duloxetine HCl	Cymbalta
duloxetine HCl	duloxetine
fluoxetine HCl	Prozac Weekly
duloxetine HCl	Irenka
duloxetine HCl	Drizalma Sprinkle
olanzapine/fluoxetine HCl	olanzapine-fluoxetine
clomipramine HCl	clomipramine
fluoxetine HCl	Prozac
imipramine pamoate	Tofranil-PM
trimipramine maleate	trimipramine
olanzapine/fluoxetine HCl	Symbyax
clomipramine HCl	Anafranil
imipramine pamoate	imipramine pamoate
nortriptyline HCl	Pamelor
paroxetine mesylate	Brisdelle
paroxetine mesylate	paroxetine mesylate(menop.sym)
trimipramine maleate	Surmontil
desipramine HCl	desipramine
Antidepressant (off label)	
amitriptyline HCl	amitriptyline
amitriptyline HCl	amitriptyline (bulk)
amitriptyline HCl/chlordiazepoxide	amitriptyline-chlordiazepoxide
amoxapine	amoxapine
bupropion HBr	Aplenzin
bupropion HCl	Budeprion XL
bupropion HCl	Budeprion SR
bupropion HCl	bupropion HCl
bupropion HCl	Wellbutrin SR
bupropion HCl	Wellbutrin
bupropion HCl	Wellbutrin XL
bupropion HCl	bupropion HCl (bulk)
bupropion HCl	Forfivo XL
clomipramine HCl	clomipramine
clomipramine HCl	clomipramine (bulk)
clomipramine HCl	Anafranil
desipramine HCl	desipramine
desipramine HCl	Norpramin
desipramine HCl	desipramine HCl (bulk)
doxepin HCl	doxepin
doxepin HCl	doxepin HCl (bulk)
doxepin HCl	Silenor
imipramine HCl	Tofranil

Appendix G. List of Generic and Brand Names for Medical Products Used to Define Comedications in this Request

Generic Name	Brand Name
imipramine HCl	imipramine HCl
imipramine HCl	imipramine (bulk)
imipramine pamoate	imipramine pamoate
imipramine pamoate	Tofranil-PM
nortriptyline HCl	nortriptyline
nortriptyline HCl	Pamelor
nortriptyline HCl	nortriptyline (bulk)
perphenazine/amitriptyline HCl	perphenazine-amitriptyline
protriptyline HCl	protriptyline
protriptyline HCl	Vivactil
trimipramine maleate	Surmontil
trimipramine maleate	trimipramine
venlafaxine HCl	Effexor XR
venlafaxine HCl	venlafaxine

Anxiolytics

alprazolam	alprazolam
alprazolam	Niravam
clonazepam	clonazepam
alprazolam	Xanax XR
bupirone HCl	bupirone
diazepam	diazepam
lorazepam	lorazepam
hydroxyzine HCl	hydroxyzine HCl
clorazepate dipotassium	clorazepate dipotassium
diazepam	Valium
clorazepate dipotassium	Tranxene T-Tab
clonazepam	Klonopin
alprazolam	Xanax
lorazepam	Ativan
meprobamate	meprobamate
bupirone HCl	bupirone (bulk)
lorazepam	lorazepam (bulk)
diazepam	diazepam (bulk)
hydroxyzine HCl	hydroxyzine HCl (bulk)
alprazolam	alprazolam (bulk)
hydroxyzine pamoate	hydroxyzine pamoate (bulk)
clonazepam	clonazepam (bulk)
lorazepam	Lorazepam Intensol
diazepam	Diazepam Intensol
alprazolam	Alprazolam Intensol
hydroxyzine pamoate	hydroxyzine pamoate
oxazepam	oxazepam
chlordiazepoxide HCl	chlordiazepoxide HCl

Appendix G. List of Generic and Brand Names for Medical Products Used to Define Comedications in this Request

Generic Name	Brand Name
hydroxyzine pamoate	Vistaril
Antipsychotics	
iloperidone	Fanapt
olanzapine	olanzapine
risperidone	risperidone
aripiprazole	aripiprazole
olanzapine	Zyprexa Zydis
clozapine	clozapine
risperidone	Risperdal M-TAB
clozapine	FazaClo
aripiprazole	Abilify Discmelt
asenapine maleate	Saphris
asenapine maleate	Saphris (black cherry)
quetiapine fumarate	Seroquel XR
aripiprazole	Abilify MyCite
paliperidone	paliperidone
paliperidone	Invega
quetiapine fumarate	quetiapine
risperidone	Risperdal
aripiprazole	Abilify
quetiapine fumarate	Seroquel
olanzapine	Zyprexa
perphenazine	perphenazine
trifluoperazine HCl	trifluoperazine
prochlorperazine maleate	prochlorperazine maleate
haloperidol	haloperidol
pimozide	Orap
chlorpromazine HCl	chlorpromazine
fluphenazine HCl	fluphenazine HCl
thioridazine HCl	thioridazine
clozapine	Clozaril
brexiprazole	Rexulti
molindone HCl	Moban
molindone HCl	molindone
lurasidone HCl	Latuda
prochlorperazine maleate	Compazine
pimozide	pimozide
pimavanserin tartrate	Nuplazid
paliperidone palmitate	Invega Trinza
paliperidone palmitate	Invega Sustenna
haloperidol lactate	haloperidol lactate
aripiprazole lauroxil	Aristada
aripiprazole	Abilify Maintena

Appendix G. List of Generic and Brand Names for Medical Products Used to Define Comedications in this Request

Generic Name	Brand Name
aripiprazole lauroxil, submicronized	Aristada Initio
risperidone microspheres	Risperdal Consta
risperidone	Perseris
olanzapine pamoate	Zyprexa Relprevv
clozapine	Versacloz
haloperidol decanoate	haloperidol decanoate
haloperidol decanoate	Haldol Decanoate
fluphenazine decanoate	fluphenazine decanoate
haloperidol lactate	Haldol
ziprasidone mesylate	Geodon
ziprasidone mesylate	ziprasidone mesylate
loxapine succinate	loxapine succinate (bulk)
acepromazine maleate	acepromazine maleate (bulk)
haloperidol decanoate	haloperidol decanoate (bulk)
thioridazine HCl	thioridazine (bulk)
perphenazine	perphenazine (bulk)
haloperidol	haloperidol (bulk)
chlorpromazine HCl	chlorpromazine (bulk)
asenapine	Secuado
fluphenazine decanoate	fluphenazine decanoate (bulk)
cariprazine HCl	Vraylar
ziprasidone HCl	ziprasidone HCl
ziprasidone HCl	Geodon
thiothixene	thiothixene
loxapine succinate	loxapine succinate
loxapine succinate	Loxitane
lumateperone tosylate	Caplyta
loxapine	Adasuve

Appendix H. Specifications for Type 6 Request: cder_mpl1p_wp053

The Center for Drug Evaluation and Research (CDER) has requested execution of the Cohort Identification and Descriptive Analysis (CIDA) tool version 10.3.2 to examine switching between mixed amphetamine salt (MAS) products among patients with attention deficit hyperactivity disorder (ADHD) and narcolepsy in the Sentinel Distributed Database (SDD).

Query period: 01/01/2013- 12/31/2019
Coverage requirement: Medical & Drug
Pre-index enrollment requirement: 183 days
Post-index enrollment requirement: 0 days
Enrollment gap: 45 days
Age groups: 15-24, 25-34, 35-44, 45-54, 55-64
Stratifications: Sex, age group, year
Restrictions: Males & Females
Envelope macro: Reclassify encounters during inpatient stay as inpatient
Freeze data: No

Treatment Pathways										Inclusion/Exclusion Criteria						
Switch Pattern Group	Switch Evaluation Step Value	Switch Groups	Pre-Index Enrollment Criteria in Switch Episodes	Post-Index Enrollment Criteria in Switch Episodes	Switch Cohort Definition	Minimum Days Supplied	Gap Tolerance	Overlap Tolerance and Type	Switch Gap Inclusion Indicator	Inclusion/Exclusion	Criteria	Care setting	Principal diagnosis position	Evaluation period start	Evaluation period end	Minimum number of instances the criteria should be found in evaluation period
16	anda_202424_higher	0	anda_202424	183 days	0 days	02: All switch pattern episodes during the query period	60 days	0 days	Yes, gaps between episodes will be counted as part of the overall switch pattern duration.	ADHD or Narcolepsy	Inclusion	Any care setting	Any	-183	0	1
		1	anymas ¹				1 day	7 days								
17	anda_040440_higher	0	anda_040440	183 days	0 days	02: All switch pattern episodes during the query period	60 days	0 days	Yes, gaps between episodes will be counted as part of the overall switch pattern duration.	ADHD or Narcolepsy	Inclusion	Any care setting	Any	-183	0	1
		1	anymas ¹				1 day	7 days								
18	anda_040422_higher	0	anda_040422	183 days	0 days	02: All switch pattern episodes during the query period	60 days	0 days	Yes, gaps between episodes will be counted as part of the overall switch pattern duration.	ADHD or Narcolepsy	Inclusion	Any care setting	Any	-183	0	1
		1	anymas ¹				1 day	7 days								
19	anda_040439_higher	0	anda_040439	183 days	0 days	02: All switch pattern episodes during the query period	60 days	0 days	Yes, gaps between episodes will be counted as part of the overall switch pattern duration.	ADHD or Narcolepsy	Inclusion	Any care setting	Any	-183	0	1
		1	anymas ¹				1 day	7 days								
20	anda_040480_higher	0	anda_040480	183 days	0 days	02: All switch pattern episodes during the query period	60 days	0 days	Yes, gaps between episodes will be counted as part of the overall switch pattern duration.	ADHD or Narcolepsy	Inclusion	Any care setting	Any	-183	0	1
		1	anymas ¹				1 day	7 days								

Appendix H. Specifications for Type 6 Request: cder_mpl1p_wp053

Treatment Pathways															Inclusion/Exclusion Criteria			
Switch Pattern Group	Switch Evaluation Step Value	Switch Groups	Pre-Index Enrollment Criteria in Switch Episodes	Post-Index Enrollment Criteria in Switch Episodes	Switch Cohort Definition	Minimum Days Supplied	Gap Tolerance	Overlap Tolerance and Type	Switch Gap Inclusion Indicator	Inclusion/Exclusion	Criteria	Care setting	Principal diagnosis position	Evaluation period start	Evaluation period end	Minimum number of instances the criteria should be found in evaluation period		
21	0	anymas	183 days	0 days	02: All switch pattern episodes during the query period	60 days	0 days	99%	Yes, gaps between episodes will be counted as part of the overall switch pattern duration.	ADHD or Narcolepsy	Inclusion	Any care setting	Any	-183	0	1		
	1	no_switch				1 day	0 days											
22	0	othermas	183 days	0 days	02: All switch pattern episodes during the query period	60 days	0 days	99%	Yes, gaps between episodes will be counted as part of the overall switch pattern duration.	ADHD or Narcolepsy	Inclusion	Any care setting	Any	-183	0	1		
	1	no_switch				1 day	0 days											

ICD-9, ICD-10, HCPCS, and CPT codes are provided by Optum360. NDC codes are checked against First Data Bank's "National Drug Data File (NDDF®) Plus."

¹Custom programming will be used to assess switching to any higher strength MAS IR, regardless of ANDA

Appendix I. Specifications for Covariates in this Request

Covariates							
Covariate	Care setting	Principal diagnosis position	Evaluation period start	Evaluation period end	Exclude evidence of days supply if covariate includes dispensings	Minimum number of instances the covariate should be found in evaluation period	Forced supply to attach to dispensings
ADHD	Any care setting	Any	-183	0	NA	1	NA
Narcolepsy	Any care setting	Any	-183	0	NA	1	NA
ADHD and Narcolepsy	Any care setting	Any	-183	0	NA	1	NA
ADHD only (ADHD and not Narcolepsy)	Any care setting	Any	-183	0	NA	1	NA
Narcolepsy only (Narcolepsy and not ADHD)	Any care setting	Any	-183	0	NA	1	NA
Sleep disorders other than narcolepsy	Any care setting	Any	-183	0	NA	1	NA
Mood disorders	Any care setting	Any	-183	0	NA	1	NA
Anxiety disorders	Any care setting	Any	-183	0	NA	1	NA
Schizophrenia	Any care setting	Any	-183	0	NA	1	NA
Other psychotic disorders	Any care setting	Any	-183	0	NA	1	NA
Personality disorders	Any care setting	Any	-183	0	NA	1	NA
Substance use disorders (alcohol/drug abuse/dependence)	Any care setting	Any	-183	0	Evaluation period should search for only evidence of a dispensing date	1	NA
Nicotine use (including tobacco)	Any care setting	Any	-183	0	Evaluation period should search for only evidence of a dispensing date	1	NA
Obesity	Any care setting	Any	-183	0	Evaluation period should search for only evidence of a dispensing date	1	NA
MAS ER	Any care setting	Any	-183	0	Evaluation period should search for only evidence of a dispensing date	1	NA
Other CNS stimulants	Any care setting	Any	-183	0	Evaluation period should search for only evidence of a dispensing date	1	NA
Wake-promoting agents	Any care setting	Any	-183	0	Evaluation period should search for only evidence of a dispensing date	1	NA
Sodium oxybate	Any care setting	Any	-183	0	Evaluation period should search for only evidence of a dispensing date	1	NA
Atomoxetine	Any care setting	Any	-183	0	Evaluation period should search for only evidence of a dispensing date	1	NA
Clonidine	Any care setting	Any	-183	0	Evaluation period should search for only evidence of a dispensing date	1	NA
Guanfacine	Any care setting	Any	-183	0	Evaluation period should search for only evidence of a dispensing date	1	NA
Any antidepressants	Any care setting	Any	-183	0	Evaluation period should search for only evidence of a dispensing date	1	NA
Antidepressants used off-label to treat ADHD (bupropion, venlafaxine, tricyclic antidepressants)	Any care setting	Any	-183	0	Evaluation period should search for only evidence of a dispensing date	1	NA
Anxiolytics	Any care setting	Any	-183	0	Evaluation period should search for only evidence of a dispensing date	1	NA
Antipsychotics	Any care setting	Any	-183	0	Evaluation period should search for only evidence of a dispensing date	1	NA
MAS ER -30	Any care setting	Any	-30	-1	Evaluation period should search for evidence of days supply	1	NA
Other CNS stimulants -30	Any care setting	Any	-30	-1	Evaluation period should search for evidence of days supply	1	NA
Wake-promoting agents -30	Any care setting	Any	-30	-1	Evaluation period should search for evidence of days supply	1	NA
Sodium oxybate -30	Any care setting	Any	-30	-1	Evaluation period should search for evidence of days supply	1	NA
Atomoxetine -30	Any care setting	Any	-30	-1	Evaluation period should search for evidence of days supply	1	NA
Clonidine -30	Any care setting	Any	-30	-1	Evaluation period should search for evidence of days supply	1	NA

Appendix I. Specifications for Covariates in this Request

Covariates							
Covariate	Care setting	Principal diagnosis position	Evaluation period start	Evaluation period end	Exclude evidence of days supply if covariate includes dispensings	Minimum number of instances the covariate should be found in evaluation period	Forced supply to attach to dispensings
Guanfacine -30	Any care setting	Any	-30	-1	Evaluation period should search for evidence of days supply	1	NA
Any antidepressants -30	Any care setting	Any	-30	-1	Evaluation period should search for evidence of days supply	1	NA
Antidepressants used off-label to treat ADHD (bupropion, venlafaxine, tricyclic antidepressants) -30	Any care setting	Any	-30	-1	Evaluation period should search for evidence of days supply	1	NA
Anxiolytics -30	Any care setting	Any	-30	-1	Evaluation period should search for evidence of days supply	1	NA
Antipsychotics -30	Any care setting	Any	-30	-1	Evaluation period should search for evidence of days supply	1	NA
MAS ER +30	Any care setting	Any	1	30	Evaluation period should search for evidence of days supply	1	NA
Other CNS stimulants +30	Any care setting	Any	1	30	Evaluation period should search for evidence of days supply	1	NA
Wake-promoting agents +30	Any care setting	Any	1	30	Evaluation period should search for evidence of days supply	1	NA
Sodium oxybate +30	Any care setting	Any	1	30	Evaluation period should search for evidence of days supply	1	NA
Atomoxetine +30	Any care setting	Any	1	30	Evaluation period should search for evidence of days supply	1	NA
Clonidine +30	Any care setting	Any	1	30	Evaluation period should search for evidence of days supply	1	NA
Guanfacine +30	Any care setting	Any	1	30	Evaluation period should search for evidence of days supply	1	NA
Any antidepressants +30	Any care setting	Any	1	30	Evaluation period should search for evidence of days supply	1	NA
Antidepressants used off-label to treat ADHD (bupropion, venlafaxine, tricyclic antidepressants) +30	Any care setting	Any	1	30	Evaluation period should search for evidence of days supply	1	NA
Anxiolytics +30	Any care setting	Any	1	30	Evaluation period should search for evidence of days supply	1	NA
Antipsychotics +30	Any care setting	Any	1	30	Evaluation period should search for evidence of days supply	1	NA
MAS ER overlap (-30 and +30)					Evaluation period should search for evidence of days supply	1	NA
Other CNS stimulants overlap (-30 and +30)					Evaluation period should search for evidence of days supply	1	NA
Wake-promoting agents overlap (-30 and +30)					Evaluation period should search for evidence of days supply	1	NA
Sodium oxybate overlap (-30 and +30)					Evaluation period should search for evidence of days supply	1	NA
Atomoxetine overlap (-30 and +30)					Evaluation period should search for evidence of days supply	1	NA
Clonidine overlap (-30 and +30)					Evaluation period should search for evidence of days supply	1	NA
Guanfacine overlap (-30 and +30)					Evaluation period should search for evidence of days supply	1	NA
Any antidepressants overlap (-30 and +30)					Evaluation period should search for evidence of days supply	1	NA

Appendix I. Specifications for Covariates in this Request

Covariates

Covariate	Care setting	Principal diagnosis position	Evaluation period start	Evaluation period end	Exclude evidence of days supply if covariate includes dispensings	Minimum number of instances the covariate should be found in evaluation period	Forced supply to attach to dispensings
Antidepressants used off-label to treat ADHD (bupropion, venlafaxine, tricyclic antidepressants) overlap (-30 and +30)					Evaluation period should search for evidence of days supply	1	NA
Anxiolytics overlap (-30 and +30)					Evaluation period should search for evidence of days supply	1	NA
Antipsychotics overlap (-30 and +30)					Evaluation period should search for evidence of days supply	1	NA
Daily dose of index dispensing*							

All Other Generic MAS IR= All manufacturers other than Aurolife, SpecGx, Barr, NorthstarRx, Sandoz

*Daily dose will be calculated using custom programming